

**AASHIRWAD CONBUILD PRIVATE LIMITED**  
**BALANCE SHEET AS AT 31 MARCH 2017**  
(Amount in Rupees, unless otherwise stated)

	Notes	As at 31 March 2017	As at 31 March 2016	As at 1 April 2015
<b>ASSETS</b>				
<b>Current assets</b>				
Financial assets				
Cash and cash equivalents	4	6,268	9,294	12,100
Other current assets	5	-	-	-
		6,268	9,294	12,100
<b>Total Assets</b>		<b>6,268</b>	<b>9,294</b>	<b>12,100</b>
<b>EQUITY AND LIABILITIES</b>				
<b>Equity</b>				
Equity share capital	6	100,000	100,000	100,000
Other equity	7	-	-	-
Retained Earnings		(128,209)	(119,858)	(100,245)
<b>Total equity</b>		<b>(28,209)</b>	<b>(19,858)</b>	<b>(245)</b>
<b>LIABILITIES</b>				
<b>Current liabilities</b>				
Financial liabilities				
Trade payables	8	5,750	11,425	5,618
Other current liabilities	9	28,727	17,727	6,727
<b>Total liabilities</b>		<b>34,477</b>	<b>29,152</b>	<b>12,345</b>
<b>Total Equity and Liabilities</b>		<b>6,268</b>	<b>9,294</b>	<b>12,100</b>
Summary of significant accounting policies	3			

The accompanying notes are an integral part of the financial statements.

As per our report of even date

For Rajeev & Ajay  
Firm registration No : 009977N  
Chartered Accountants

Rajeev Sabharwal  
Partner  
Membership No. : 084833

Place : New Delhi

Date : 24 MAY 2017

For and on behalf of the Board of Directors of  
**AASHIRWAD CONBUILD PRIVATE LIMITED**

Ashok Kumar Pathak  
Director  
DIN-02583235

Rakesh Rockwell  
Director  
DIN-07119340

**AASHIRWAD CONBUILD PRIVATE LIMITED**  
**STATEMENT OF PROFIT AND LOSS FOR THE YEAR ENDED 31 MARCH 2017**  
(Amount in Rupees, unless otherwise stated)

Particulars	Notes	31 March 2017	31 March 2016
Continuing operations			
Revenue From Operations		-	-
Total Income (I)		-	-
<b>EXPENSES</b>			
Other expenses	10	8,236	8,677
Finance costs	11	115	10,936
Total Expenses (II)		8,351	19,613
Loss before tax from continuing operations (I-II)		(8,351)	(19,613)
Tax expense:			
Current Tax		-	-
Loss for the year from continuing operations		(8,351)	(19,613)
Other comprehensive income		-	-
Total other comprehensive income for the year, net of tax		-	-
Total comprehensive loss for the year, net of tax		(8,351)	(19,613)
Earnings per equity share (computed on the basis of loss for the year):	12		
(1) Basic		(0.84)	(1.96)
(2) Diluted		(0.84)	(1.96)

Summary of significant accounting policies

3

The accompanying notes are an integral part of the financial statements.

As per our report of even date

For Rajeev & Ajay  
Firm registration No : 009977N  
Chartered Accountants

Rajeev Sabharwal  
Firm registration No : 009977N  
Membership No. : 084833

For and on behalf of the Board of Directors of  
**AASHIRWAD CONBUILD PRIVATE LIMITED**

Ashok Kumar Pathak  
Director  
DIN-02583235

Rakesh Rockwell  
Director  
DIN-07119340

Place : New Delhi

Date : 24 MAY 2017



**ABBEY PROPERTIES PRIVATE LIMITED**  
**BALANCE SHEET AS AT 31 MARCH 2017**  
(Amount in Rupees, unless otherwise stated)

	Notes	As at 31 March 2017	As at 31 March 2016	As at 1 April 2015
<b>ASSETS</b>				
<b>Current assets</b>				
Inventories	4	9,61,57,962	9,61,57,962	9,63,20,939
Financial assets				
Cash and cash equivalents	5	12,995	8,399	19,964
Other financial assets	6	41,09,730	41,09,730	9,89,301
Other current assets	7	-	-	-
<b>Total Assets</b>		<b>10,02,80,687</b>	<b>10,02,76,091</b>	<b>9,73,30,204</b>
<b>EQUITY AND LIABILITIES</b>				
<b>Equity</b>				
Equity share capital	8	1,00,000	1,00,000	1,00,000
Other equity	9	(3,77,321)	(3,69,892)	(3,93,835)
Retained Earnings				
<b>Total equity</b>		<b>(2,77,321)</b>	<b>(2,69,892)</b>	<b>(2,93,835)</b>
<b>LIABILITIES</b>				
<b>Current liabilities</b>				
Financial liabilities				
Trade payables	10	5,750	5,725	6,233
Other current liabilities	11	10,05,52,258	10,05,40,258	9,76,17,806
<b>Total liabilities</b>		<b>10,05,58,008</b>	<b>10,05,45,983</b>	<b>9,76,24,039</b>
<b>Total Equity and Liabilities</b>		<b>10,02,80,687</b>	<b>10,02,76,091</b>	<b>9,73,30,204</b>

Summary of significant accounting policies 3

The accompanying notes are an integral part of the financial statements.

As per our report of even date

For MNV & CO.  
Firm Reg. No.: 023682N  
Chartered Accountants

Vikram Suri  
Partner  
Membership No.: 505887

Place : New Delhi  
Date : 24 MAY 2017

For and on behalf of the Board of Directors of  
ABBEY PROPERTIES PRIVATE LIMITED

Claudeep Kumar  
Director  
DIN-06617028

NEW DELHI  
24 MAY 2017

Rakesh Rockwell  
Director

DIN-07119340  
NEW DELHI  
24 MAY 2017

Abbey Properties Private Limited  
STATEMENT OF PROFIT AND LOSS FOR THE YEAR ENDED 31 MARCH 2017  
(Amount in Rupees, unless otherwise stated)

Particulars	Notes	31 March 2017	31 March 2016
Other Income	12	-	35,045
<b>Total Income (I)</b>		<b>-</b>	<b>35,045</b>
<b>EXPENSES</b>			
Other expenses	13	7,314	11,033
Finance costs	14	115	69
<b>Total Expenses (II)</b>		<b>7,429</b>	<b>11,102</b>
<b>Profit/(Loss) before tax from operations (I-II)</b>		<b>(7,429)</b>	<b>23,943</b>
Tax expense:			
Current Tax		-	-
<b>Profit/(Loss) for the year from operations</b>		<b>(7,429)</b>	<b>23,943</b>
<b>Other Comprehensive Income</b>		<b>-</b>	<b>-</b>
<b>Total other comprehensive income for the year, net of tax</b>		<b>-</b>	<b>-</b>
<b>Total comprehensive income/(loss) for the year, net of tax</b>		<b>(7,429)</b>	<b>23,943</b>
Earnings per equity share (computed on the basis of profit/(loss) for the year):	15		
(1) Basic		(0.74)	2.39
(2) Diluted		(0.74)	2.39
Summary of significant accounting policies	3		

The accompanying notes are an integral part of the financial statements.

As per our report of even date

For MNV & CO.  
Firm Reg. No.: 023682N  
Chartered Accountants

Vikram Suri  
Partner  
Membership No.: 505887



For and on behalf of the Board of Directors of  
ABBEY PROPERTIES PRIVATE LIMITED

Chandeep Kumar  
Director  
DIN-06617028

NEW DELHI  
24 MAY 2017

Rakesh Rockwell  
Director  
DIN-07119340

NEW DELHI  
24 MAY 2017

Place : New Delhi

Date : 24 MAY 2017

**ABBOT BUILDERS PRIVATE LIMITED**  
**BALANCE SHEET AS AT 31 MARCH 2017**  
 (Amount in Rupees, unless otherwise stated)

	Notes	As at 31 March 2017	As at 31 March 2016	As at 1 April 2015
<b>ASSETS</b>				
<b>Current assets</b>				
Financial assets				
Cash and cash equivalents	4	6,129	19,191	1,958
Other current assets	5	-	-	-
<b>Total Assets</b>		<b>6,129</b>	<b>19,191</b>	<b>1,958</b>
<b>EQUITY AND LIABILITIES</b>				
<b>Equity</b>				
Equity share capital	6	100,000	100,000	100,000
Other equity	7			
Retained Earnings		(54,019,622)	(54,012,809)	(54,003,005)
<b>Total equity</b>		<b>(53,919,622)</b>	<b>(53,912,809)</b>	<b>(53,903,005)</b>
<b>LIABILITIES</b>				
<b>Current liabilities</b>				
Financial liabilities				
Trade payables	8	5,750	12,655	5,618
Other current liabilities	9	53,920,000	53,919,344	53,899,344
<b>Total Total liabilities</b>		<b>53,925,750</b>	<b>53,931,999</b>	<b>53,904,962</b>
<b>Total Equity and Liabilities</b>		<b>6,129</b>	<b>19,191</b>	<b>1,958</b>
Summary of significant accounting policies	3			

### Summary of significant accounting policies

The accompanying notes are an integral part of the financial statements.

As per our report of even date

For Rajeev & Ajay  
Firm registration No : 009977N  
Chartered Accountants

**Rajeev Sabharwal**  
Partner  
Membership No.: 084833

Place : New Delhi  
Date : 24 MAY 2017

**For and on behalf of the Board of Directors of  
ABBOT BUILDERS PRIVATE LIMITED**

**Amitesh Mishra**  
Director  
DIN-06549028

**Varun Aggarwal**  
Director  
DIN-06966535



**ABBOT BUILDERS PRIVATE LIMITED**  
**STATEMENT OF PROFIT AND LOSS FOR THE YEAR ENDED 31 MARCH 2017**  
(Amount in Rupees, unless otherwise stated)

Particulars	Notes	31 March 2017	31 March 2016
<b>Continuing operations</b>			
Revenue From Operations		-	-
<b>Total Income (I)</b>		-	-
<b>EXPENSES</b>			
Other expenses	10	6,698	9,804
Finance costs	11	115	-
<b>Total Expenses (II)</b>		6,813	9,804
<b>Loss before tax from continuing operations (I-II)</b>		(6,813)	(9,804)
<b>Tax expense:</b>			
Current Tax		-	-
<b>Loss for the year from continuing operations</b>		(6,813)	(9,804)
<b>Other comprehensive income</b>		-	-
<b>Total other comprehensive income for the year, net of tax</b>		-	-
<b>Total comprehensive loss for the year, net of tax</b>		(6,813)	(9,804)
Earnings per equity share (computed on the basis of loss for the year):	12		
(1) Basic		(0.68)	(0.98)
(2) Diluted		(0.68)	(0.98)

Summary of significant accounting policies

3

The accompanying notes are an integral part of the financial statements.

As per our report of even date

For Rajeev & Ajay  
Firm registration No : 009977N  
Chartered Accountants

Rajeev Sabharwal  
Partner  
Membership No.: 084833



For and on behalf of the Board of Directors of  
**ABBOT BUILDERS PRIVATE LIMITED**

Amitesh Mishra  
Director  
DIN-06549028

Varun Aggarwal  
Director  
DIN-06966535

Place : New Delhi

Date : 24 MAY 2017

**ABHINAV PROJECTS PRIVATE LIMITED**  
**BALANCE SHEET AS AT 31 MARCH 2017**  
(Amount in Rupees, unless otherwise stated)

	Notes	As at 31 March 2017	As at 31 March 2016	As at 1 April 2015
<b>ASSETS</b>				
<b>Current assets</b>				
Inventories	4	12,22,36,981	12,22,36,981	12,24,50,013
Financial assets				
Cash and cash equivalents	5	11,553	6,673	12,814
Other financial assets	6	61,32,220	61,32,220	12,64,351
Other current assets	7	-	-	-
<b>Total Assets</b>		<b>12,83,80,754</b>	<b>12,83,75,874</b>	<b>12,37,27,178</b>
<b>EQUITY AND LIABILITIES</b>				
<b>Equity</b>				
Equity share capital	8	1,00,000	1,00,000	1,00,000
Other equity	9			
Retained Earnings		(5,41,427)	(5,33,282)	(9,18,034)
<b>Total equity</b>		<b>(4,41,427)</b>	<b>(4,33,282)</b>	<b>(8,18,034)</b>
<b>LIABILITIES</b>				
<b>Current liabilities</b>				
Financial liabilities				
Trade payables	10	5,750	5,725	5,618
Other current liabilities	11	12,88,16,431	12,88,03,431	12,45,39,594
Provisions	12	-	-	-
<b>Total liabilities</b>		<b>12,88,22,181</b>	<b>12,88,09,156</b>	<b>12,45,45,212</b>
<b>Total Equity and Liabilities</b>		<b>12,83,80,754</b>	<b>12,83,75,874</b>	<b>12,37,27,178</b>
Summary of significant accounting policies	3			

The accompanying notes are an integral part of the financial statements.

As per our report of even date

For MNV & CO.  
Firm Reg. No.: 023682N  
Chartered Accountants

Vikrant Suri  
Partner  
Membership No.: 505887



Place : New Delhi  
Date : 24<sup>th</sup> May 2017

For and on behalf of the Board of Directors of  
**ABHINAV PROJECTS PRIVATE LIMITED**

Mukesh Kumar Gupta  
Director  
DIN-02354428

Rakesh Rockwell  
Director  
DIN-07119340

**ABHINAV PROJECTS PRIVATE LIMITED**  
**STATEMENT OF PROFIT AND LOSS FOR THE YEAR ENDED 31 MARCH 2017**  
(Amount in Rupees, unless otherwise stated)

Particulars	Notes	31 March 2017	31 March 2016
Other Income	13	-	3,93,293
<b>Total Income (I)</b>		<b>-</b>	<b>3,93,293</b>
<b>EXPENSES</b>			
Other expenses	14	8,030	8,472
Finance costs	15	115	69
<b>Total Expenses (II)</b>		<b>8,145</b>	<b>8,541</b>
<b>Profit/(Loss) before tax from operations (I-II)</b>		<b>(8,145)</b>	<b>3,84,752</b>
<b>Tax expense:</b>			
Current Tax		-	-
<b>Profit/(Loss) for the year from operations</b>		<b>(8,145)</b>	<b>3,84,752</b>
<b>Other Comprehensive Income</b>		<b>-</b>	<b>-</b>
<b>Total other comprehensive income for the year, net of tax</b>		<b>-</b>	<b>-</b>
<b>Total comprehensive income/(loss) for the year, net of tax</b>		<b>(8,145)</b>	<b>3,84,752</b>
Earnings per equity share (computed on the basis of profit/(loss) for the year):	16		
(1) Basic		(0.81)	38.48
(2) Diluted		(0.81)	38.48

Summary of significant accounting policies 3

The accompanying notes are an integral part of the financial statements.

As per our report of even date

For MNV & CO.  
Firm Reg. No.: 023682N  
Chartered Accountants

Vikrant Suri  
Partner  
Membership No.: 505887



For and on behalf of the Board of Directors of  
**ABHINAV PROJECTS PRIVATE LIMITED**

Mukesh Kumar Gupta  
Director  
DIN-02354428

Rakesh Rockwell  
Director  
DIN-07119340

Place : New Delhi

Date : 24<sup>th</sup> May 2017



**ABYSS PROPERTIES PRIVATE LIMITED**  
**BALANCE SHEET AS AT 31 MARCH 2017**  
(Amount in Rupees, unless otherwise stated)

	Notes	As at 31 March 2017	As at 31 March 2016	As at 1 April 2015
<b>ASSETS</b>				
<b>Current assets</b>				
• Inventories	4	133,706,367	133,706,367	133,706,367
• Financial assets				
Cash and cash equivalents	5	12,215	9,721	20,818
		<u>133,718,582</u>	<u>133,716,088</u>	<u>133,727,185</u>
<b>Total Assets</b>		<u>133,718,582</u>	<u>133,716,088</u>	<u>133,727,185</u>
<b>EQUITY AND LIABILITIES</b>				
<b>Equity</b>				
Equity share capital	6	100,000	100,000	100,000
Other equity	7			
Retained Earnings		(152,090)	(144,559)	(133,969)
<b>Total equity</b>		<u>(52,090)</u>	<u>(44,559)</u>	<u>(33,969)</u>
<b>LIABILITIES</b>				
<b>Current liabilities</b>				
Financial liabilities				
Trade payables	8	5,750	5,725	6,233
Other current liabilities	9	133,764,921	133,754,921	133,754,921
<b>Total liabilities</b>		<u>133,770,671</u>	<u>133,760,646</u>	<u>133,761,154</u>
<b>Total Equity and Liabilities</b>		<u>133,718,582</u>	<u>133,716,088</u>	<u>133,727,185</u>
Summary of significant accounting policies	3			

The accompanying notes are an integral part of the financial statements.

As per our report of even date

For Sanjay Rastogi & Associates  
Firm registration No : 014056N.  
Chartered Accountants

CA Sanjay Rastogi  
Prop.  
Membership No. : 075033

Place : New Delhi  
Date : 24 MAY 2017



For and on behalf of the Board of Directors of  
ABYSS PROPERTIES PRIVATE LIMITED

Chandeep Kumar  
Director  
DIN-06617028

Amitava Chattopadhyay  
Director  
DIN-07150600

**ABYSS PROPERTIES PRIVATE LIMITED**  
**STATEMENT OF PROFIT AND LOSS FOR THE YEAR ENDED 31 MARCH 2017**  
(Amount in Rupees, unless otherwise stated)

Particulars	Notes	31 March 2017	31 March 2016
Continuing operations			
Total Income (I)		-	-
EXPENSES			
Other expenses	10	7,416	10,523
Finance costs	11	115	66
Total Expenses (II)		7,531	10,589
Loss before tax from continuing operations (I-II)		(7,531)	(10,589)
Tax expense:			
Current Tax		-	-
Loss for the year from continuing operations		(7,531)	(10,589)
Other Comprehensive Income			
Total other comprehensive income for the year, net of tax		-	-
Total comprehensive loss for the year, net of tax		(7,531)	(10,589)
Earnings per equity share (computed on the basis of profit/(loss) for the year):	12		
(1) Basic		(0.75)	(1.06)
(2) Diluted		(0.75)	(1.06)

Summary of significant accounting policies

3

The accompanying notes are an integral part of the financial statements.

As per our report of even date

For Sanjay Rastogi & Associates  
Firm registration No : 014056N  
Chartered Accountants

CA Sanjay Rastogi  
Prop.  
Membership No. : 075033



For and on behalf of the Board of Directors of  
ABYSS PROPERTIES PRIVATE LIMITED

Chandeep Kumar  
Director  
DIN-06617028

Amitava Chattopadhyay  
Director  
DIN-07150600

Place : New Delhi  
Date : 24 MAY 2017

ACCESSION BUILDWELL PRIVATE LIMITED  
STANDALONE BALANCE SHEET AS AT 31 MARCH 2017  
(Amount in Rupees, unless otherwise stated)

	Notes	As at 31 March 2017	As at 31 March 2016	As at 1 April 2015
<b>ASSETS</b>				
<b>Non-current assets</b>				
Financial Assets				
Investments	4	14,60,73,966	14,60,73,966	14,60,73,966
		14,60,73,966	14,60,73,966	14,60,73,966
<b>Current assets</b>				
Inventories	5	1,50,77,59,477	1,50,77,59,480	1,56,15,71,171
Financial assets				
Cash and cash equivalents	6	49,432	44,161	50,291
Other financial assets	7	-	3,97,09,10,207	3,91,56,08,074
Other current assets	8	3,81,420	5,81,420	3,81,420
		1,50,81,90,329	5,47,92,95,268	5,47,76,10,956
<b>Total Assets</b>		<b>1,65,42,64,295</b>	<b>5,62,53,69,234</b>	<b>5,62,36,84,922</b>
<b>EQUITY AND LIABILITIES</b>				
<b>Equity</b>				
Equity share capital	9	1,12,000	1,12,000	1,12,000
Other equity	10	(44,86,97,297)	23,66,27,511	87,79,56,895
<b>Total equity</b>		<b>(44,85,85,297)</b>	<b>23,67,39,511</b>	<b>87,80,68,895</b>
<b>LIABILITIES</b>				
<b>Current liabilities</b>				
Financial liabilities				
Borrowings	11	1,95,20,83,038	5,24,75,51,542	4,61,14,49,239
Trade payables	12	17,225	1,29,650	1,18,118
Other financial liabilities	13	1,46,40,623	1,36,609	-
Other current liabilities	14	13,61,08,706	14,08,11,923	13,40,48,670
<b>Total liabilities</b>		<b>2,10,28,49,592</b>	<b>5,38,86,29,723</b>	<b>4,74,56,16,027</b>
<b>Total Equity and Liabilities</b>		<b>1,65,42,64,295</b>	<b>5,62,53,69,234</b>	<b>5,62,36,84,922</b>

Summary of significant accounting policies

3

The accompanying notes are an integral part of the financial statements.

As per our report of even date

For Rajeev & Ajay  
Firm registration No : 009977N  
Chartered Accountants

Rajeev Sabharwal  
Partner  
Membership No. : 084833

Place : New Delhi  
Date : 24 MAY 2017

For and on behalf of the Board of Directors of  
ACCESSION BUILDWELL PRIVATE LIMITED

Ravi Sinha  
Director  
DIN-00457329

Digvijay Singh  
Director  
DIN-03465400



**ACCESSION BUILDWELL PRIVATE LIMITED**  
**STANDALONE STATEMENT OF PROFIT AND LOSS FOR THE YEAR ENDED 31 MARCH 2017**  
(Amount in Rupees, unless otherwise stated)

Particulars	Notes	31 March 2017	31 March 2016
Revenue from operations	15	-	4,77,971
Other income	16	300	2,27,600
<b>Total Income (I)</b>		<b>300</b>	<b>7,05,571</b>
<b>EXPENSES</b>			
Other expenses	17	20,622	21,922
Finance costs	18	68,53,04,486	64,20,13,033
<b>Total Expenses (II)</b>		<b>68,53,25,108</b>	<b>64,20,34,955</b>
<b>Profit/(Loss) before tax from operations (I-II)</b>		<b>(68,53,24,808)</b>	<b>(64,13,29,384)</b>
<b>Tax expense:</b>			
Current tax		-	-
<b>Profit/(Loss) for the year from operations</b>		<b>(68,53,24,808)</b>	<b>(64,13,29,384)</b>
Other comprehensive income		-	-
<b>Total other comprehensive income for the year, net of tax</b>		<b>-</b>	<b>-</b>
<b>Total comprehensive income/(loss) for the year, net of tax</b>		<b>(68,53,24,808)</b>	<b>(64,13,29,384)</b>
Earnings per equity share (computed on the basis of profit/(loss) for the year):	19		
(1) Basic		(61,190)	(57,262)
(2) Diluted		(61,190)	(57,262)

Summary of significant accounting policies 3

The accompanying notes are an integral part of the financial statements.

As per our report of even date

For Rajeev & Ajay  
Firm registration No : 009977N  
Chartered Accountants

Rajeev Sabharwal  
Partner  
Membership No. :084833

Place : New Delhi

Date : 24 MAY 2017

For and on behalf of the Board of Directors of  
**ACCESSION BUILDWELL PRIVATE LIMITED**

  
Ravi Sinha  
Director  
DIN-00457329

  
Digvijay Singh  
Director  
DIN-03465400

**ACCORDION BUILDWELL PRIVATE LIMITED**  
**BALANCE SHEET AS AT 31 MARCH 2017**  
(Amount in Rupees, unless otherwise stated)

	Notes	As at 31 March 2017	As at 31 March 2016	As at 1 April 2015
<b>ASSETS</b>				
<b>Current assets</b>				
Inventories	4	107,948,338	20,241,005	20,241,005
Financial assets				
Cash and cash equivalents	5	64,810	250,228	13,268
Other financial assets	6	695,000	695,000	695,000
Other current assets	7	-	-	489,287
		<b>108,708,148</b>	<b>21,186,233</b>	<b>21,438,560</b>
<b>Total Assets</b>		<b>108,708,148</b>	<b>21,186,233</b>	<b>21,438,560</b>
<b>EQUITY AND LIABILITIES</b>				
<b>Equity</b>				
Equity share capital	8	100,000	100,000	100,000
Other equity	9			
Retained Earnings		(25,103,374)	(25,095,095)	(25,235,653)
<b>Total equity</b>		<b>(25,003,374)</b>	<b>(24,995,095)</b>	<b>(25,135,653)</b>
<b>LIABILITIES</b>				
<b>Current liabilities</b>				
Financial liabilities				
Trade payables	10	5,750	13,065	6,233
Other current liabilities	11	133,705,772	46,167,980	46,567,980
Provisions	12	-	283	-
<b>Total liabilities</b>		<b>133,711,522</b>	<b>46,181,328</b>	<b>46,574,213</b>
<b>Total Equity and Liabilities</b>		<b>108,708,148</b>	<b>21,186,233</b>	<b>21,438,560</b>

Summary of significant accounting policies

3

The accompanying notes are an integral part of the financial statements.

As per our report of even date

For Rajeev & Ajay  
Firm registration No : 009977N  
Chartered Accountants

Ajay Sachdeva  
Partner  
Membership No. :084302



For and on behalf of the Board of Directors of  
**ACCORDION BUILDWELL PRIVATE LIMITED**

Ramesh Khulbe  
Director  
DIN-07109071

Manpreet Singh  
Director  
DIN-01194096

Place : New Delhi

Date : 24 MAY 2017

Rs

**ACCORDION BUILDWELL PRIVATE LIMITED**  
**STATEMENT OF PROFIT AND LOSS FOR THE YEAR ENDED 31 MARCH 2017**  
(Amount in Rupees, unless otherwise stated)

Particulars	Notes	31 March 2017	31 March 2016
<b>Continuing operations</b>			
Other Income	13	-	149,621
<b>Total Income (I)</b>		-	149,621
<b>EXPENSES</b>			
Other expenses	14	7,622	8,779
Finance costs	15	481	-
<b>Total Expenses (II)</b>		8,103	8,779
<b>Profit/(Loss) before tax from continuing operations (I-II)</b>		(8,103)	140,842
<b>Tax expense:</b>			
Current Tax		176	284
<b>Profit/(Loss) for the year from continuing operations</b>		(8,279)	140,558
<b>Other Comprehensive Income</b>			
<b>Total other comprehensive income for the year, net of tax</b>		-	-
<b>Total comprehensive income/(loss) for the year, net of tax</b>		(8,279)	140,558
<b>Earnings per equity share (computed on the basis of profit/(loss) for the year):</b>	16		
(1) Basic		(0.83)	14.06
(2) Diluted		(0.83)	14.06

Summary of significant accounting policies 3

The accompanying notes are an integral part of the financial statements.

As per our report of even date

For Rajeev & Ajay  
Firm registration No : 009977N  
Chartered Accountants

Ajay Sachdeva  
Partner  
Membership No. :084302



For and on behalf of the Board of Directors of  
**ACCORDION BUILDWELL PRIVATE LIMITED**

Ramesh Khulbe  
Director  
DIN-07109071

Manpreet Singh  
Director  
DIN-01194096

Place : New Delhi  
Date : 24 MAY 2017



**ACHATES BUILDCONS PRIVATE LIMITED**  
**BALANCE SHEET AS AT 31 MARCH 2017**  
(Amount in Rupees, unless otherwise stated)

	Notes	As at 31 March 2017	As at 31 March 2016	As at 1 April 2015
<b>ASSETS</b>				
<b>Current assets</b>				
Financial assets				
Cash and cash equivalents	4	3,72,583	3,81,203	3,85,705
Other financial assets	5	3,63,82,175	3,63,82,175	3,62,82,175
Other current assets	6	-	-	-
<b>Total Assets</b>		<b>3,67,54,758</b>	<b>3,67,63,378</b>	<b>3,66,67,880</b>
<b>EQUITY AND LIABILITIES</b>				
<b>Equity</b>				
Equity share capital	7	2,00,000	2,00,000	2,00,000
Other equity	8	3,65,49,008	3,65,57,653	3,64,62,262
<b>Total equity</b>		<b>3,67,49,008</b>	<b>3,67,57,653</b>	<b>3,66,62,262</b>
<b>LIABILITIES</b>				
<b>Current liabilities</b>				
Financial liabilities				
Trade payables	9	5,750	5,725	5,618
Provisions	10	-	-	-
<b>Total liabilities</b>		<b>5,750</b>	<b>5,725</b>	<b>5,618</b>
<b>Total Equity and Liabilities</b>		<b>3,67,54,758</b>	<b>3,67,63,378</b>	<b>3,66,67,880</b>

Summary of significant accounting policies 3

The accompanying notes are an integral part of the financial statements.

As per our report of even date

For MNV & CO.  
Firm Reg. No.: 023682N  
Chartered Accountants

Vikram Suri  
Partner  
Membership No.: 505887



Place : New Delhi

Date : 24 MAY 2017

For and on behalf of the Board of Directors of  
ACHATES BUILDCONS PRIVATE LIMITED

*Mahesh Pal Singh*  
Mahesh Pal Singh  
Director  
DIN- 07108963

*Sanjay Sharma*  
Sanjay Sharma  
Director  
DIN-05320421

*New Delhi*  
24 MAY 2017

*New Delhi*  
24 MAY 2017

**ACHATES BUILDCONS PRIVATE LIMITED**  
**STATEMENT OF PROFIT AND LOSS FOR THE YEAR ENDED 31 MARCH 2017**  
(Amount in Rupees, unless otherwise stated)

Particulars	Notes	31 March 2017	31 March 2016
Other Income	11	-	1,03,044
<b>Total Income (I)</b>		<b>-</b>	<b>1,03,044</b>
<b>EXPENSES</b>			
Other expenses	12	8,645	7,653
<b>Total Expenses (II)</b>		<b>8,645</b>	<b>7,653</b>
<b>Profit/(Loss) before tax from operations (I-II)</b>		<b>(8,645)</b>	<b>95,391</b>
Tax expense:			
Current Tax		-	-
<b>Profit/(Loss) for the year from operations</b>		<b>(8,645)</b>	<b>95,391</b>
<b>Other Comprehensive Income</b>		<b>-</b>	<b>-</b>
<b>Total other comprehensive income for the year, net of tax</b>		<b>-</b>	<b>-</b>
<b>Total comprehensive income/(loss) for the year, net of tax</b>		<b>(8,645)</b>	<b>95,391</b>
Earnings per equity share (computed on the basis of profit/(loss) for the year):	13		
(1) Basic		(0.43)	4.77
(2) Diluted		(0.43)	4.77

Summary of significant accounting policies 3

The accompanying notes are an integral part of the financial statements.

As per our report of even date

For MNV & CO.  
Firm Reg. No.: 023682N  
Chartered Accountants

Vikram Suri  
Partner  
Membership No.: 505887



For and on behalf of the Board of Directors of  
ACHATES BUILDCONS PRIVATE LIMITED

Mahesh Pal Singh  
Director  
DIN- 07108963

Sanjay Sharma  
Director  
DIN-05320421

Place : New Delhi  
Date :

24 MAY 2017

New Delhi  
24 MAY 2017

New Delhi  
24 MAY 2017

**ACORN BUILDMART PRIVATE LIMITED**  
**BALANCE SHEET AS AT 31 MARCH 2017**  
(Amount in Rupees, unless otherwise stated)

	Notes	As at 31 March 2017	As at 31 March 2016	As at 1 April 2015
<b>ASSETS</b>				
<b>Current assets</b>				
Financial assets				
Cash and cash equivalents	4	2,93,426	3,02,046	3,17,135
Other financial assets	5	3,69,55,749	3,69,55,749	3,66,55,749
Other current assets	6	-	-	-
<b>Total Assets</b>		<b>3,72,49,175</b>	<b>3,72,57,795</b>	<b>3,69,72,884</b>
<b>EQUITY AND LIABILITIES</b>				
<b>Equity</b>				
Equity share capital	7	2,00,000	2,00,000	2,00,000
Other equity	8	3,70,43,425	3,70,50,840	3,67,57,648
<b>Total equity</b>		<b>3,72,43,425</b>	<b>3,72,50,840</b>	<b>3,69,57,648</b>
<b>LIABILITIES</b>				
<b>Current liabilities</b>				
Financial liabilities				
Trade payables	9	5,750	6,955	15,236
Provisions	10	-	-	-
<b>Total liabilities</b>		<b>5,750</b>	<b>6,955</b>	<b>15,236</b>
<b>Total Equity and Liabilities</b>		<b>3,72,49,175</b>	<b>3,72,57,795</b>	<b>3,69,72,884</b>

Summary of significant accounting policies 3

The accompanying notes are an integral part of the financial statements.

As per our report of even date

For MNV & CO.  
Firm Reg. No.: 023682N  
Chartered Accountants

Vijay Suri  
Partner  
Membership No.: 505887



Place : New Delhi

Date : 24 MAY 2017

For and on behalf of the Board of Directors of  
ACORN BUILDMART PRIVATE LIMITED

Amitabh Chaudhuri  
Director  
DIN- 03068961

NEW DELHI

24 MAY 2017

Sanjay Sharma  
Director  
DIN-05320421

NEW DELHI

24 MAY 2017



ACORN BUILDMART PRIVATE LIMITED  
STATEMENT OF PROFIT AND LOSS FOR THE YEAR ENDED 31 MARCH 2017  
(Amount in Rupees, unless otherwise stated)

Particulars	Notes	31 March 2017	31 March 2016
Other Income	11	-	3,03,304
<b>Total Income (I)</b>		-	<b>3,03,304</b>
<b>EXPENSES</b>			
Other expenses	12	7,415	10,112
<b>Total Expenses (II)</b>		<b>7,415</b>	<b>10,112</b>
<b>Profit/(Loss) before tax from operations (I-II)</b>		<b>(7,415)</b>	<b>2,93,192</b>
<b>Tax expense:</b>			
Current Tax		-	-
<b>Profit/(Loss) for the year from operations</b>		<b>(7,415)</b>	<b>2,93,192</b>
<b>Other Comprehensive Income</b>			
<b>Total other comprehensive income for the year, net of tax</b>		-	-
<b>Total comprehensive income/(loss) for the year, net of tax</b>		<b>(7,415)</b>	<b>2,93,192</b>
Earnings per equity share (computed on the basis of profit/(loss) for the year):	13		
(1) Basic		(0.37)	14.66
(2) Diluted		(0.37)	14.66

Summary of significant accounting policies 3

The accompanying notes are an integral part of the financial statements.

As per our report of even date

For MNV & CO.  
Firm Reg. No.: 023682N  
Chartered Accountants

Vikram Suri  
Partner  
Membership No.: 505887



For and on behalf of the Board of Directors of  
ACORN BUILDMART PRIVATE LIMITED

*Amitabh Chaudhuri*  
Amitabh Chaudhuri  
Director  
DIN- 03068961

NEW DELHI  
24 MAY 2017

*Sanjay Sharma*  
Sanjay Sharma  
Director  
DIN-05320421

NEW DELHI  
24 MAY 2017

Place : New Delhi

Date : 24 MAY 2017

**ACORN DEVELOPERS PRIVATE LIMITED**  
**BALANCE SHEET AS AT 31 MARCH 2017**  
(Amount in Rupees, unless otherwise stated)

	Notes	As at 31 March 2017	As at 31 March 2016	As at 1 April 2015
<b>ASSETS</b>				
<b>Current assets</b>				
Financial assets				
Cash and cash equivalents	4	1,75,693	1,84,108	2,01,801
Other financial assets	5	2,65,71,984	2,65,71,984	2,64,93,684
Other current assets	6	-	-	78,386
<b>Total Assets</b>		<b>2,67,47,677</b>	<b>2,67,56,092</b>	<b>2,67,73,871</b>
<b>EQUITY AND LIABILITIES</b>				
<b>Equity</b>				
Equity share capital	7	2,00,000	2,00,000	2,00,000
Other equity	8	2,65,41,927	2,65,50,367	2,65,58,635
<b>Total equity</b>		<b>2,67,41,927</b>	<b>2,67,50,367</b>	<b>2,67,58,635</b>
<b>LIABILITIES</b>				
<b>Current liabilities</b>				
Financial liabilities				
Trade payables	9	5,750	5,725	15,236
Provisions	10	-	-	-
<b>Total liabilities</b>		<b>5,750</b>	<b>5,725</b>	<b>15,236</b>
<b>Total Equity and Liabilities</b>		<b>2,67,47,677</b>	<b>2,67,56,092</b>	<b>2,67,73,871</b>

Summary of significant accounting policies 3

The accompanying notes are an integral part of the financial statements.

As per our report of even date

For MNV & CO.  
Firm Reg. No.: 023682N  
Chartered Accountants

Vikrant Suri  
Partner  
Membership No.: 505887



Place : New Delhi

Date : 24 MAY 2017

For and on behalf of the Board of Directors of  
ACORN DEVELOPERS PRIVATE LIMITED

Amitabh Chaudhuri  
Director  
DIN- 03068961

NEW DELHI  
24 MAY 2017

Sanjay Sharma  
Director  
DIN-05320421

NEW DELHI  
24 MAY 2017

ACORN DEVELOPERS PRIVATE LIMITED  
STATEMENT OF PROFIT AND LOSS FOR THE YEAR ENDED 31 MARCH 2017  
(Amount in Rupees, unless otherwise stated)

Particulars	Notes	31 March 2017	31 March 2016
Total Income (I)		-	-
<b>EXPENSES</b>			
Other expenses	11	8,440	7,754
Finance costs	12	-	514
Total Expenses (II)		8,440	8,268
Profit/(Loss) before tax from operations (I-II)		(8,440)	(8,268)
Tax expense:			
Current Tax		-	-
Profit/(Loss) for the year from operations		(8,440)	(8,268)
Other Comprehensive Income		-	-
Total other comprehensive income for the year, net of tax		-	-
Total comprehensive income/(loss) for the year, net of tax		(8,440)	(8,268)
Earnings per equity share (computed on the basis of profit/(loss) for the year):	13		
(1) Basic		(0.42)	(0.41)
(2) Diluted		(0.42)	(0.41)

Summary of significant accounting policies 3

The accompanying notes are an integral part of the financial statements.

As per our report of even date

For MNV & CO.  
Firm Reg. No.: 023682N  
Chartered Accountants  
  
Vikrant Suri  
Partner  
Membership No.: 505887



Place : New Delhi  
Date : 24 MAY 2017

For and on behalf of the Board of Directors of  
ACORN DEVELOPERS PRIVATE LIMITED

  
Amitabh Chaudhuri  
Director  
DIN- 03068961

NEW DELHI  
24 MAY 2017

  
Sanjay Sharma  
Director  
DIN-05320421

NEW DELHI  
24 MAY 2017



**ACTIVE PROMOTERS PRIVATE LIMITED**  
**STANDALONE BALANCE SHEET AS AT 31 MARCH 2017**  
(Amount in Rupees, unless otherwise stated)

	Notes	As at 31 March 2017	As at 31 March 2016	As at 1 April 2015
<b>ASSETS</b>				
<b>Non-current assets</b>				
Financial Assets				
Investments	4	65,71,155	1,78,71,057	1,79,71,057
		<b>65,71,155</b>	<b>1,78,71,057</b>	<b>1,79,71,057</b>
<b>Current assets</b>				
Inventories	5	70,18,11,652	70,18,11,652	71,25,11,193
Financial assets				
Cash and cash equivalents	6	28,510	-	19,799
Other bank balances	7	6,66,601	5,41,016	5,41,016
Other financial assets	8	2,90,28,699	4,64,93,108	4,94,33,282
Other current assets	9	2,52,75,756	2,54,10,176	1,37,11,152
		<b>75,68,11,218</b>	<b>77,42,55,952</b>	<b>77,62,16,442</b>
<b>Total Assets</b>		<b>76,33,82,373</b>	<b>79,21,27,009</b>	<b>79,41,87,499</b>
<b>EQUITY AND LIABILITIES</b>				
<b>Equity</b>				
Equity share capital	10	2,00,000	2,00,000	2,00,000
Other equity	11			
Retained Earnings		72,97,231	(1,55,99,388)	(1,50,29,180)
<b>Total equity</b>		<b>74,97,231</b>	<b>(1,53,99,388)</b>	<b>(1,48,29,180)</b>
<b>LIABILITIES</b>				
<b>Current liabilities</b>				
Financial liabilities				
Trade payables	12	1,28,79,264	2,36,77,987	2,39,55,856
Other financial liabilities	13	-	4,88,992	-
Other current liabilities	14	74,30,05,878	78,33,59,418	78,50,60,823
<b>Total liabilities</b>		<b>75,58,85,142</b>	<b>80,75,26,397</b>	<b>80,90,16,679</b>
<b>Total Equity and Liabilities</b>		<b>76,33,82,373</b>	<b>79,21,27,009</b>	<b>79,41,87,499</b>
<b>Summary of significant accounting policies</b>	3			

The accompanying notes are an integral part of the financial statements.

As per our report of even date

For Rajeev & Ajay  
Firm registration No : 009977N  
Chartered Accountants

Rajeev Sabharwal  
Partner  
Membership No. : 084833

For and on behalf of the Board of Directors of  
**ACTIVE PROMOTERS PRIVATE LIMITED**

Digvijay Singh  
Director  
DIN-03465400

Aseem Kalia  
Director  
DIN- 03048820

Place : New Delhi

Date : 24 MAY 2017

**ACTIVE PROMOTERS PRIVATE LIMITED**  
**STANDALONE STATEMENT OF PROFIT AND LOSS FOR THE YEAR ENDED 31 MARCH 2017**  
(Amount in Rupees, unless otherwise stated)

Particulars	Notes	31 March 2017	31 March 2016
Revenue From Operations	15	-	1,19,00,000
Other Income	16	2,90,44,798	50,668
<b>Total Income (I)</b>		<b>2,90,44,798</b>	<b>1,19,50,668</b>
<b>EXPENSES</b>			
Cost of sale of property			1,19,00,002
Other expenses	17	7,57,827	6,19,824
Finance costs	18	252	1,050
<b>Total Expenses (II)</b>		<b>7,58,079</b>	<b>1,25,20,876</b>
<b>Profit/(Loss) before tax from continuing operations (I-II)</b>		<b>2,82,86,719</b>	<b>(5,70,208)</b>
<b>Tax expense:</b>			
Current Tax		53,90,100	-
<b>Profit/(Loss) for the year from continuing operations</b>		<b>2,28,96,619</b>	<b>(5,70,208)</b>
<b>Other Comprehensive Income</b>		-	-
<b>Total other comprehensive income for the year, net of tax</b>		-	-
<b>Total comprehensive income/(loss) for the year, net of tax</b>		<b>2,28,96,619</b>	<b>(5,70,208)</b>
Earnings per equity share (computed on the basis of profit/(loss) for the year):	19		
(1) Basic		1,144.831	(28.510)
(2) Diluted		1,144.831	(28.510)

Summary of significant accounting policies 3

The accompanying notes are an integral part of the financial statements.

As per our report of even date

For Rajeev & Ajay  
Firm registration No : 009977N  
Chartered Accountants

Rajeev Sabharwal  
Partner  
Membership No. : 084833

For and on behalf of the Board of Directors of  
**ACTIVE PROMOTERS PRIVATE LIMITED**

Digvijay Singh  
Director  
DIN-03465400

Aseem Kalia  
Director  
DIN- 03048820

Place : New Delhi

Date : 24 MAY 2017

**ACTIVE SECURITIES LIMITED**  
**BALANCE SHEET AS AT 31 MARCH 2017**  
(Amount in Rupees, unless otherwise stated)

	Notes	As at 31 March 2017	As at 31 March 2016	As at 1 April 2015
<b>ASSETS</b>				
<b>Non-current assets</b>				
Property, plant and equipment	4	50,28,63,975	51,90,44,210	53,56,49,543
		<u>50,28,63,975</u>	<u>51,90,44,210</u>	<u>53,56,49,543</u>
<b>Current assets</b>				
Financial assets				
Cash and cash equivalents	5	13,854	3,08,889	-
Other bank balances	6	21,58,054	20,62,765	19,57,812
Other financial assets	7	1,95,405	1,31,864	79,085
Other current assets	8	5,01,87,013	4,93,44,527	4,77,72,469
		<u>5,25,54,327</u>	<u>5,18,48,045</u>	<u>4,98,09,366</u>
<b>Total Assets</b>		<u><b>55,54,18,302</b></u>	<u><b>57,08,92,255</b></u>	<u><b>58,54,58,909</b></u>
<b>EQUITY AND LIABILITIES</b>				
<b>Equity</b>				
Equity share capital	9	7,51,000	7,51,000	7,51,000
Other equity	10	11,00,01,271	9,12,39,322	8,71,72,415
<b>Total equity</b>		<u><b>11,07,52,271</b></u>	<u><b>9,19,90,322</b></u>	<u><b>8,79,23,415</b></u>
<b>LIABILITIES</b>				
<b>Non-current liabilities</b>				
Financial liabilities				
Deferred tax liabilities (net)		2,96,24,183	2,72,48,276	2,12,95,926
		<u>2,96,24,183</u>	<u>2,72,48,276</u>	<u>2,12,95,926</u>
<b>Current liabilities</b>				
Financial liabilities				
Borrowings	11	40,96,22,711	44,43,00,506	47,09,92,525
Trade payables	12	50,56,742	54,33,395	43,54,044
Other financial liabilities	13	3,26,156	17,26,282	7,24,049
Other current liabilities	14	36,239	1,93,474	1,68,950
<b>Total liabilities</b>		<u><b>41,50,41,848</b></u>	<u><b>45,16,53,657</b></u>	<u><b>47,62,39,568</b></u>
<b>Total Equity and Liabilities</b>		<u><b>55,54,18,302</b></u>	<u><b>57,08,92,255</b></u>	<u><b>58,54,58,909</b></u>

Summary of significant accounting policies 3

The accompanying notes are an integral part of the financial statements.

As per our report of even date

For Rajeev & Ajay  
Firm registration No. 009977N  
Chartered Accountants

Rajeev Sabharwal  
Partner  
Membership No. : 084833

For and on behalf of the Board of Directors of  
**ACTIVE SECURITIES LIMITED**

Shishir Lal  
Director  
DIN-02210170

Aashutosh Sharma  
Director  
DIN- 06881665

Place : New Delhi

Date : 24 MAY 2017



**ACTIVE SECURITIES LIMITED**  
**STATEMENT OF PROFIT AND LOSS FOR THE YEAR ENDED 31 MARCH 2017**  
(Amount in Rupees, unless otherwise stated)

Particulars	Notes	31 March 2017	31 March 2016
Revenue From Operations	15	6,19,88,016	6,44,04,941
Other Income	16	1,69,418	1,57,732
<b>Total Income (I)</b>		<b>6,21,57,434</b>	<b>6,45,62,673</b>
<b>EXPENSES</b>			
Other expenses	17	1,90,55,420	3,59,99,579
Depreciation and amortization expense	4	1,61,80,235	1,66,05,334
Finance costs	18	3,70,423	19,25,155
<b>Total Expenses (II)</b>		<b>3,56,06,078</b>	<b>5,45,30,067</b>
<b>Profit/(Loss) before tax from continuing operations (I-II)</b>		<b>2,65,51,356</b>	<b>1,00,32,606</b>
<b>Tax expense:</b>			
Current Tax		54,13,500	13,349
Deferred Tax		23,75,907	59,52,350
<b>Profit/(Loss) for the year from continuing operations</b>		<b>1,87,61,949</b>	<b>40,66,907</b>
<b>Other Comprehensive Income</b>		-	-
<b>Total other comprehensive income for the year, net of tax</b>		-	-
<b>Total comprehensive income/(loss) for the year, net of tax</b>		<b>1,87,61,949</b>	<b>40,66,907</b>
Earnings per equity share (computed on the basis of profit/(loss) for the year):	19		
(1) Basic		249.83	54.15
(2) Diluted		249.83	54.15

Summary of significant accounting policies 3

The accompanying notes are an integral part of the financial statements.

As per our report of even date

For Rajeev & Ajay  
Firm registration No : 009977N  
Chartered Accountants

Rajeev Sahharwal  
Partner  
Membership No. : 084833

For and on behalf of the Board of Directors of  
ACTIVE SECURITIES LIMITED

Shishir Lal  
Director  
DIN-02210170

Aashutosh Sharma  
Director  
DIN- 06881665

Place : New Delhi

Date :

24 MAY 2017

**ACUTECH ESTATES PRIVATE LIMITED**  
**BALANCE SHEET AS AT 31 MARCH 2017**  
(Amount in Rupees, unless otherwise stated)

	Notes	As at 31 March 2017	As at 31 March 2016	As at 1 April 2015
<b>ASSETS</b>				
<b>Current assets</b>				
Inventories	4	314,393,114	314,393,114	318,577,915
Financial assets				
Cash and cash equivalents	5	7,336	20,011	539
Other current assets	6	-	-	-
		<u>314,400,450</u>	<u>314,413,125</u>	<u>318,578,454</u>
<b>Total Assets</b>		<u>314,400,450</u>	<u>314,413,125</u>	<u>318,578,454</u>
<b>EQUITY AND LIABILITIES</b>				
<b>Equity</b>				
Equity share capital	7	1,000,000	1,000,000	1,000,000
Other equity	8			
Retained Earnings		(334,563)	(319,893)	(613,987)
<b>Total equity</b>		<u>665,437</u>	<u>680,107</u>	<u>386,013</u>
<b>LIABILITIES</b>				
<b>Current liabilities</b>				
Financial liabilities				
Trade payables	9	9,200	11,425	15,646
Other current liabilities	10	313,725,813	313,715,815	318,176,795
Provisions	11	-	5,778	-
<b>Total liabilities</b>		<u>313,735,013</u>	<u>313,733,018</u>	<u>318,192,441</u>
<b>Total Equity and Liabilities</b>		<u>314,400,450</u>	<u>314,413,125</u>	<u>318,578,454</u>

Summary of significant accounting policies 3

The accompanying notes are an integral part of the financial statements.

As per our report of even date

For Rajeev & Ajay  
Firm registration No : 009977N  
Chartered Accountants

Rajeev Sabharwal  
Partner  
Membership No. :084833



Place : New Delhi  
Date : 24 MAY 2017

For and on behalf of the Board of Directors of  
ACUTECH ESTATES PRIVATE LIMITED

Nishant Sabharwal  
Director  
DIN-03465426

Rohit Mohan  
Director  
DIN-02356229

**ACUTECH ESTATES PRIVATE LIMITED**  
**STATEMENT OF PROFIT AND LOSS FOR THE YEAR ENDED 31 MARCH 2017**  
(Amount in Rupees, unless otherwise stated)

Particulars	Notes	31 March 2017	31 March 2016
Continuing operations			
Revenue From Operations	12	-	38,942
Other Income	13	-	269,549
<b>Total Income (I)</b>		-	<b>308,491</b>
<b>EXPENSES</b>			
Other expenses	14	14,555	8,369
Finance costs	15	115	250
<b>Total Expenses (II)</b>		<b>14,670</b>	<b>8,619</b>
<b>(Loss) before tax from continuing operations (I-II)</b>		<b>(14,670)</b>	<b>299,872</b>
Tax expense:			
Current Tax		-	5,778
<b>(Loss) for the year from continuing operations</b>		<b>(14,670)</b>	<b>294,094</b>
<b>Other Comprehensive Income</b>			
Total other comprehensive income for the year, net of tax		-	-
<b>Total comprehensive income for the year, net of tax</b>		<b>(14,670)</b>	<b>294,094</b>
Earnings per equity share (computed on the basis of profit/(loss) for the year):	16		
(1) Basic		(0.15)	2.94
(2) Diluted		(0.15)	2.94

Summary of significant accounting policies

3

The accompanying notes are an integral part of the financial statements.

As per our report of even date

For Rajeev & Ajay  
Firm registration No : 009977N  
Chartered Accountants

Rajeev Sabharwal  
Partner  
Membership No. :084833



For and on behalf of the Board of Directors of  
ACUTECH ESTATES PRIVATE LIMITED

Nishant Sabharwal  
Director  
DIN-03465426

Rohit Mohan  
Director  
DIN-02356229

Place : New Delhi  
Date : 24 MAY 2017



**ADZE PROPERTIES PRIVATE LIMITED**  
**BALANCE SHEET AS AT 31 MARCH 2017**  
(Amount in Rupees, unless otherwise stated)

	Notes	As at 31 March 2017	As at 31 March 2016	As at 1 April 2015
<b>ASSETS</b>				
<b>Current assets</b>				
Inventories	4	84,408,287	84,408,287	87,092,535
Financial assets				
Cash and cash equivalents	5	11,172	6,374	1,409
Other current assets	6	-	764,000	-
		84,419,459	85,178,661	87,093,944
<b>Total Assets</b>		84,419,459	85,178,661	87,093,944
<b>EQUITY AND LIABILITIES</b>				
<b>Equity</b>				
Equity share capital	7	100,000	100,000	100,000
Other equity	8	(1,023,069)	(963,972)	(1,072,471)
Retained Earnings		(923,069)	(863,972)	(972,471)
<b>Total equity</b>				
<b>LIABILITIES</b>				
<b>Current liabilities</b>				
Financial liabilities				
Trade payables	9	10,000	12,225	6,503
Other current liabilities	10	85,332,528	86,028,822	88,059,912
Provisions	11	-	1,586	-
<b>Total liabilities</b>		85,342,528	86,042,633	88,066,415
<b>Total Equity and Liabilities</b>		84,419,459	85,178,661	87,093,944
Summary of significant accounting policies	3			

The accompanying notes are an integral part of the financial statements.

As per our report of even date

For Rajeev & Ajay  
Firm registration No : 009977N  
Chartered Accountants

Rajeev Sabharwal  
Partner  
Membership No. :084833

Place : New Delhi  
Date : 24 MAY 2017

For and on behalf of the Board of Directors of  
ADZE PROPERTIES PRIVATE LIMITED

Varun Aggarwal  
Director  
DIN-06966535

Arvind Kumar Gupta  
Director  
DIN-06785492

**ADZE PROPERTIES PRIVATE LIMITED**  
**STATEMENT OF PROFIT AND LOSS FOR THE YEAR ENDED 31 MARCH 2017**  
(Amount in Rupees, unless otherwise stated)

	Notes	31 March 2017	31 March 2016
<b>Continuing operations</b>			
Revenue From Operations	12	-	26,842
Other Income	13	-	101,763
<b>Total Income (I)</b>		<b>-</b>	<b>128,605</b>
<b>EXPENSES</b>			
Other expenses	14	58,930	18,520
Finance costs	15	167	-
<b>Total Expenses (II)</b>		<b>59,097</b>	<b>18,520</b>
<b>Profit/(Loss) before tax from continuing operations (I-II)</b>		<b>(59,097)</b>	<b>110,085</b>
<b>Tax expense:</b>			
Current Tax		-	1,586
<b>Profit/(Loss) for the year from continuing operations</b>		<b>(59,097)</b>	<b>108,499</b>
<b>Other comprehensive income</b>		<b>-</b>	<b>-</b>
<b>Total other comprehensive income for the year, net of tax</b>		<b>-</b>	<b>-</b>
<b>Total comprehensive income for the year, net of tax</b>		<b>(59,097)</b>	<b>108,499</b>
<b>Earnings per equity share (computed on the basis of profit/(loss) for the year):</b>	16		
(1) Basic		(5.91)	10.85
(2) Diluted		(5.91)	10.85

Summary of significant accounting policies 3

The accompanying notes are an integral part of the financial statements.

As per our report of even date

For Rajeev & Ajay  
Firm registration No : 009977N  
Chartered Accountants

Rajeev Sabharwal  
Partner  
Membership No. :084833



For and on behalf of the Board of Directors of  
ADZE PROPERTIES PRIVATE LIMITED

Varun Aggarwal  
Director  
DIN-06966535

Arvind Kumar Gupta  
Director  
DIN-06785402

Place : New Delhi  
Date : 24 MAY 2017

**ALLIED REALTY PRIVATE LIMITED**  
**BALANCE SHEET AS AT 31 MARCH 2017**  
(Amount in Rupees, unless otherwise stated)

	Notes	As at 31 March 2017	As at 31 March 2016	As at 1 April 2015
<b>ASSETS</b>				
<b>Current assets</b>				
Inventories	4	1,33,73,99,832	1,33,73,99,832	1,33,73,99,832
Financial assets				
Cash and cash equivalents	5	19,721	5,743	14,245
Other current assets	6	-	-	13,59,640
<b>Total Assets</b>		<b>1,33,74,19,553</b>	<b>1,33,74,05,575</b>	<b>1,33,87,73,717</b>
<b>EQUITY AND LIABILITIES</b>				
<b>Equity</b>				
Equity share capital	7	1,00,000	1,00,000	1,00,000
Other equity	8			
Retained Earnings		(34,54,946)	(20,22,554)	(19,81,320)
<b>Total equity</b>		<b>(33,54,946)</b>	<b>(19,22,554)</b>	<b>(18,81,320)</b>
<b>LIABILITIES</b>				
<b>Current liabilities</b>				
Financial liabilities				
Trade payables	9	8,19,350	25,525	17,233
Other current liabilities	10	1,33,99,55,149	1,33,93,02,604	1,34,06,37,804
<b>Total liabilities</b>		<b>1,34,07,74,499</b>	<b>1,33,93,28,129</b>	<b>1,34,06,55,037</b>
<b>Total Equity and Liabilities</b>		<b>1,33,74,19,553</b>	<b>1,33,74,05,575</b>	<b>1,33,87,73,717</b>

Summary of significant accounting policies 3

The accompanying notes are an integral part of the financial statements.

As per our report of even date

For MNV & CO.  
Firm Reg. No.: 023682N  
Chartered Accountants  
Vikram Suri  
Partner  
Membership No.: 505887



For and on behalf of the Board of Directors of  
ALLIED REALTY PRIVATE LIMITED

Nirlipt Kumar Verma  
Director  
DIN- 07120160

Arvind Kumar Gupta  
Director  
DIN-06785492

Place : New Delhi  
Date :

24 MAY 2017

New Delhi  
24 MAY 2017

New Delhi  
24 MAY 2017



**ALLIED REALTY PRIVATE LIMITED**  
**STATEMENT OF PROFIT AND LOSS FOR THE YEAR ENDED 31 MARCH 2017**  
(Amount in Rupees, unless otherwise stated)

Particulars	Notes	31 March 2017	31 March 2016
Other Income	11	300	-
<b>Total Income (I)</b>		<b>300</b>	<b>-</b>
<b>EXPENSES</b>			
Other expenses	12	14,32,450	41,165
Finance costs	13	242	69
<b>Total Expenses (II)</b>		<b>14,32,692</b>	<b>41,234</b>
<b>Profit/(Loss) before tax from operations (I-II)</b>		<b>(14,32,392)</b>	<b>(41,234)</b>
<b>Tax expense:</b>			
Current Tax		-	-
<b>Profit/(Loss) for the year from operations</b>		<b>(14,32,392)</b>	<b>(41,234)</b>
<b>Other Comprehensive Income</b>		<b>-</b>	<b>-</b>
<b>Total other comprehensive income for the year, net of tax</b>		<b>-</b>	<b>-</b>
<b>Total comprehensive income/(loss) for the year, net of tax</b>		<b>(14,32,392)</b>	<b>(41,234)</b>
Earnings per equity share (computed on the basis of profit/(loss) for the year):	14		
(1) Basic		(143.24)	(4.12)
(2) Diluted		(143.24)	(4.12)

Summary of significant accounting policies 3

The accompanying notes are an integral part of the financial statements.

As per our report of even date

For MNV & CO.  
Firm Reg. No.: 023682N  
Chartered Accountants

Vikrant Suri  
Partner  
Membership No.: 505887



For and on behalf of the Board of Directors of  
ALLIED REALTY PRIVATE LIMITED

Nirlipt Kumar Verma  
Director  
DIN- 07120160

Arvind Kumar Gupta  
Director  
DIN-06785492

Place : New Delhi  
Date :

24 MAY 2017

New Delhi  
24 MAY 2017

New Delhi  
24 MAY 2017

**ALPINE BUILDCON PRIVATE LIMITED**  
**BALANCE SHEET AS AT 31 MARCH 2017**  
(Amount in Rupees, unless otherwise stated)

	Notes	As at 31 March 2017	As at 31 March 2016	As at 1 April 2015
<b>ASSETS</b>				
Current assets				
Inventories	4	131,206,046	131,206,046	131,206,046
Financial assets				
Cash and cash equivalents	5	13,123	908	9,650
		<u>131,219,169</u>	<u>131,206,954</u>	<u>131,215,696</u>
<b>Total Assets</b>		<b>131,219,169</b>	<b>131,206,954</b>	<b>131,215,696</b>
<b>EQUITY AND LIABILITIES</b>				
Equity				
Equity share capital	6	1,000,000	1,000,000	1,000,000
Other equity	7			
Retained Earnings		(1,004,382)	(996,572)	(987,723)
<b>Total equity</b>		<b>(4,382)</b>	<b>3,428</b>	<b>12,277</b>
<b>LIABILITIES</b>				
Current liabilities				
Financial liabilities				
Trade payables	8	5,750	5,725	5,618
Other current liabilities	9	131,217,801	131,197,801	131,197,801
<b>Total liabilities</b>		<b>131,223,551</b>	<b>131,203,526</b>	<b>131,203,419</b>
<b>Total Equity and Liabilities</b>		<b>131,219,169</b>	<b>131,206,954</b>	<b>131,215,696</b>
Summary of significant accounting policies	3			

The accompanying notes are an integral part of the financial statements.

As per our report of even date

For Rajeev & Ajay  
Firm registration No : 009977N  
Chartered Accountants

Rajeev Sabharwal  
Partner  
Membership No. :084833



Place : New Delhi  
Date : 24 MAY 2017

For and on behalf of the Board of Directors of  
ALPINE BUILDCON PRIVATE LIMITED

Nirlipt Kumar Verma  
Director  
DIN-07120160

Kamal Bajaj  
Director  
DIN-06713913

P<sub>L</sub>

**ALPINE BUILDCON PRIVATE LIMITED**  
**STATEMENT OF PROFIT AND LOSS FOR THE YEAR ENDED 31 MARCH 2017**  
(Amount in Rupees, unless otherwise stated)

	Notes	31 March 2017	31 March 2016
<b>Continuing operations</b>			
Revenue From Operations		-	-
<b>Total Income (I)</b>		-	-
<b>EXPENSES</b>			
Other expenses	10	7,005	8,780
Finance costs	11	805	69
<b>Total Expenses (II)</b>		7,810	8,849
<b>Profit/(Loss) before tax from continuing operations (I-II)</b>		(7,810)	(8,849)
<b>Tax expense:</b>			
Current Tax		-	-
<b>Profit/(Loss) for the year from continuing operations</b>		(7,810)	(8,849)
<b>Other comprehensive income</b>			
<b>Total other comprehensive income for the year, net of tax</b>		-	-
<b>Total comprehensive income/(loss) for the year, net of tax</b>		(7,810)	(8,849)
<b>Earnings per equity share (computed on the basis of profit/(loss) for the year):</b>	12		
(1) Basic		(0.08)	(0.09)
(2) Diluted		(0.08)	(0.09)
<b>Summary of significant accounting policies</b>	3		
The accompanying notes are an integral part of the financial statements.			

As per our report of even date

For Rajeev & Ajay  
Firm registration No : 009977N  
Chartered Accountants

Rajeev Sabharwal  
Partner  
Membership No. :084833



For and on behalf of the Board of Directors of  
ALPINE BUILDCON PRIVATE LIMITED

Nirlipt Kumar Verma  
Director  
DIN-07120160

Kamal Bajaj  
Director  
DIN-06713913

Place : New Delhi  
Date : 26 MAY 2017



**AMAR GYAN DEVELOPMENTS PRIVATE LIMITED**  
**BALANCE SHEET AS AT 31 MARCH 2017**  
(Amount in Rupees, unless otherwise stated)

	Notes	As at 31 March 2017	As at 31 March 2016	As at 1 April 2015
<b>ASSETS</b>				
<b>Current assets</b>				
Inventories	4	35,90,40,062	35,99,57,476	35,99,57,476
Financial assets				
Cash and cash equivalents	5	16,189	1,20,541	6,865
Other financial assets	6	1,52,78,103	8,42,297	68,33,879
Other current assets	7	35,33,810	35,33,810	35,33,810
<b>Total Assets</b>		<b>37,78,68,164</b>	<b>36,44,54,124</b>	<b>37,03,32,030</b>
<b>EQUITY AND LIABILITIES</b>				
<b>Equity</b>				
Equity share capital	8	1,00,000	1,00,000	1,00,000
Other equity	9			
Retained Earnings		44,71,638	44,81,615	46,26,551
<b>Total equity</b>		<b>45,71,638</b>	<b>45,81,615</b>	<b>47,26,551</b>
<b>LIABILITIES</b>				
<b>Current liabilities</b>				
Financial liabilities				
Trade payables	10	21,84,170	32,13,558	30,99,051
Other current liabilities	11	37,11,12,356	35,66,58,951	36,25,06,428
<b>Total liabilities</b>		<b>37,32,96,526</b>	<b>35,98,72,509</b>	<b>36,56,05,479</b>
<b>Total Equity and Liabilities</b>		<b>37,78,68,164</b>	<b>36,44,54,124</b>	<b>37,03,32,030</b>

Summary of significant accounting policies 3

The accompanying notes are an integral part of the financial statements.

As per our report of even date

For MNV & CO.  
Firm Reg. No.: 023682N  
Chartered Accountants

Vikram Suri  
Partner  
Membership No.: 505887

For and on behalf of the Board of Directors of  
**AMAR GYAN DEVELOPMENTS PRIVATE LIMITED**

Rakesh Rockwell  
Director  
DIN- 07119340

Jairaj Vikas Verma  
Director  
DIN-07560019

Place : New Delhi

Date : 24 May 2017

AMAR GYAN DEVELOPMENTS PRIVATE LIMITED  
STATEMENT OF PROFIT AND LOSS FOR THE YEAR ENDED 31 MARCH 2017  
(Amount in Rupees, unless otherwise stated)

Particulars	Notes	31 March 2017	31 March 2016
Other Income	12	600	-
<b>Total Income (I)</b>		<b>600</b>	<b>-</b>
<b>EXPENSES</b>			
Other expenses	13	10,490	1,44,657
Finance costs	14	86	279
<b>Total Expenses (II)</b>		<b>10,576</b>	<b>1,44,936</b>
<b>Profit/(Loss) before tax from operations (I-II)</b>		<b>(9,976)</b>	<b>(1,44,936)</b>
<b>Tax expense:</b>			
Current Tax		-	-
<b>Profit/(Loss) for the year from operations</b>		<b>(9,976)</b>	<b>(1,44,936)</b>
<b>Other Comprehensive Income</b>		<b>-</b>	<b>-</b>
<b>Total other comprehensive income for the year, net of tax</b>		<b>-</b>	<b>-</b>
<b>Total comprehensive income/(loss) for the year, net of tax</b>		<b>(9,976)</b>	<b>(1,44,936)</b>
Earnings per equity share (computed on the basis of profit/(loss) for the year):	15		
(1) Basic		(1.00)	(14.49)
(2) Diluted		(1.00)	(14.49)
<b>Summary of significant accounting policies</b>	<b>3</b>		

The accompanying notes are an integral part of the financial statements.

As per our report of even date

For MNV & CO.  
Firm Reg. No.: 023682N  
Chartered Accountants

Vikram Suri  
Partner  
Membership No.: 505887



For and on behalf of the Board of Directors of  
AMAR GYAN DEVELOPMENTS PRIVATE LIMITED

Rakesh Rockwell  
Director  
DIN- 07119340

Jairaj Vikas Verma  
Director  
DIN-07560019

Place : New Delhi

Date : 20 May 2017

**AMARDEEP BUILDCON PRIVATE LIMITED**  
**BALANCE SHEET AS AT 31 MARCH 2017**  
(Amount in Rupees, unless otherwise stated)

	Notes	As at 31 March 2017	As at 31 March 2016	As at 1 April 2015
<b>ASSETS</b>				
<b>Current assets</b>				
Inventories	4	52,52,34,652	52,52,34,652	52,52,34,652
Financial assets				
Cash and cash equivalents	5	24,163	29,995	73,831
Other financial assets	6	64,58,534	68,06,239	3,14,03,726
Other current assets	7	13,09,749	13,09,749	15,11,919
<b>Total Assets</b>		<b>53,30,27,098</b>	<b>53,33,80,635</b>	<b>55,82,24,128</b>
<b>EQUITY AND LIABILITIES</b>				
<b>Equity</b>				
Equity share capital	8	1,00,000	1,00,000	1,00,000
Other equity	9			
Retained Earnings		(67,53,718)	(70,27,033)	(68,76,696)
<b>Total equity</b>		<b>(66,53,718)</b>	<b>(69,27,033)</b>	<b>(67,76,696)</b>
<b>LIABILITIES</b>				
<b>Current liabilities</b>				
Financial liabilities				
Trade payables	10	63,84,018	66,63,548	1,66,05,266
Other current liabilities	11	53,32,96,798	53,36,44,121	54,83,95,558
<b>Total liabilities</b>		<b>53,96,80,816</b>	<b>54,03,07,669</b>	<b>56,50,00,824</b>
<b>Total Equity and Liabilities</b>		<b>53,30,27,098</b>	<b>53,33,80,635</b>	<b>55,82,24,128</b>

Summary of significant accounting policies 3

The accompanying notes are an integral part of the financial statements.

As per our report of even date

For MNV & CO.  
Firm Reg. No.: 023682N  
Chartered Accountants

Vikram Suri  
Partner  
Membership No.: 505887



For and on behalf of the Board of Directors of  
**AMARDEEP BUILDCON PRIVATE LIMITED**

Shishir Lal  
Director  
DIN- 02210170

Mukesh Kumar Gupta  
Director  
DIN-02354428

Place : New Delhi

Date : 20 May 2012



**AMARDEEP BUILDCON PRIVATE LIMITED**  
**STATEMENT OF PROFIT AND LOSS FOR THE YEAR ENDED 31 MARCH 2017**  
(Amount in Rupees, unless otherwise stated)

Particulars	Notes	31 March 2017	31 March 2016
Other Income	12	2,82,354	12,000
<b>Total Income (I)</b>		<b>2,82,354</b>	<b>12,000</b>
<b>EXPENSES</b>			
Other expenses	13	8,952	1,62,177
Finance costs	14	86	161
<b>Total Expenses (II)</b>		<b>9,038</b>	<b>1,62,338</b>
<b>Profit/(Loss) before tax from operations (I-II)</b>		<b>2,73,316</b>	<b>(1,50,338)</b>
<b>Tax expense:</b>			
Current Tax		-	-
<b>Profit/(Loss) for the year from operations</b>		<b>2,73,316</b>	<b>(1,50,338)</b>
<b>Other Comprehensive Income</b>		<b>-</b>	<b>-</b>
<b>Total other comprehensive income for the year, net of tax</b>		<b>-</b>	<b>-</b>
<b>Total comprehensive income/(loss) for the year, net of tax</b>		<b>2,73,316</b>	<b>(1,50,338)</b>
Earnings per equity share (computed on the basis of profit/(loss) for the year):	15		
(1) Basic		27.33	(15.03)
(2) Diluted		27.33	(15.03)

Summary of significant accounting policies 3

The accompanying notes are an integral part of the financial statements.

As per our report of even date

For MNV & CO.  
Firm Reg. No.: 023682N  
Chartered Accountants

Vikrant Suri  
Partner  
Membership No.: 505887



For and on behalf of the Board of Directors of  
**AMARDEEP BUILDCON PRIVATE LIMITED**

Shishir Lal  
Director  
DIN- 02210170

Mukesh Kumar Gupta  
Director  
DIN-02354428

Place : New Delhi

Date : 24 May 2017

**APARAJIT PROMOTERS PRIVATE LIMITED**  
**BALANCE SHEET AS AT 31 MARCH 2017**  
(Amount in Rupees, unless otherwise stated)

	Notes	As at 31 March 2017	As at 31 March 2016	As at 1 April 2015
<b>ASSETS</b>				
<b>Current assets</b>				
Financial assets				
Cash and cash equivalents	4	6,655	1,930	5,992
Other financial assets	5	78,495,779	78,514,779	78,514,779
		<u>78,502,433</u>	<u>78,516,708</u>	<u>78,520,771</u>
<b>Total Assets</b>		<u><b>78,502,433</b></u>	<u><b>78,516,708</b></u>	<u><b>78,520,771</b></u>
<b>EQUITY AND LIABILITIES</b>				
<b>Equity</b>				
Equity share capital	6	1,090,000	1,090,000	1,090,000
Other equity	7			
Share Premium		77,646,871	77,646,871	77,646,871
Retained Earnings		(240,188)	(231,588)	(222,538)
<b>Total equity</b>		<u><b>78,496,683</b></u>	<u><b>78,505,283</b></u>	<u><b>78,514,333</b></u>
<b>LIABILITIES</b>				
<b>Current liabilities</b>				
Financial liabilities				
Trade payables	8	5,750	11,425	6,438
<b>Total liabilities</b>		<u><b>5,750</b></u>	<u><b>11,425</b></u>	<u><b>6,438</b></u>
<b>Total Equity and Liabilities</b>		<u><b>78,502,433</b></u>	<u><b>78,516,708</b></u>	<u><b>78,520,771</b></u>
Summary of significant accounting policies	3			

The accompanying notes are an integral part of the financial statements.

As per our report of even date

For Rajeev & Ajay  
Firm registration No : 009977N  
Chartered Accountants

Rajeev Sabharwal  
Partner  
Membership No. :084833



Place : New Delhi  
Date : 24 MAY 2017

For and on behalf of the Board of Directors of  
**APARAJIT PROMOTERS PRIVATE LIMITED**

Nirlipt Kumar Verma  
Director  
DIN-07120160

Kamal Bajaj  
Director  
DIN-06713913

**APARAJIT PROMOTERS PRIVATE LIMITED**  
**STATEMENT OF PROFIT AND LOSS FOR THE YEAR ENDED 31 MARCH 2017**  
(Amount in Rupees, unless otherwise stated)

	Notes	31 March 2017	31 March 2016
<b>Continuing operations</b>			
Revenue from operations		-	-
<b>Total Income (I)</b>		-	-
<b>EXPENSES</b>			
Other expenses	9	7,108	8,779
Finance costs	10	1,492	270
<b>Total Expenses (II)</b>		8,600	9,049
<b>Profit/(Loss) before tax from continuing operations (I-II)</b>		(8,600)	(9,049)
<b>Tax expense:</b>			
Current Tax		-	-
<b>Profit/(Loss) for the year from continuing operations</b>		(8,600)	(9,049)
<b>Other comprehensive income</b>		-	-
<b>Total other comprehensive income for the year, net of tax</b>		-	-
<b>Total comprehensive income/(loss) for the year, net of tax</b>		(8,600)	(9,049)
<b>Earnings per equity share (computed on the basis of profit/(loss) for the year):</b>	11		
(1) Basic		(0.08)	(0.08)
(2) Diluted		(0.08)	(0.08)

Summary of significant accounting policies 3

The accompanying notes are an integral part of the financial statements.

As per our report of even date

For Rajeev & Ajay  
Firm registration No : 009977N  
Chartered Accountants

Rajeev Sabharwal  
Partner  
Membership No. :084833



For and on behalf of the Board of Directors of  
**APARAJIT PROMOTERS PRIVATE LIMITED**

Nirlipt Kumar Verma  
Director  
DIN-07120160

Kamal Bajaj  
Director  
DIN-06713913

Place : New Delhi

Date : 24 MAY 2017



**ARCHIT PROMOTERS PRIVATE LIMITED**  
**BALANCE SHEET AS AT 31 MARCH 2017**  
(Amount in Rupees, unless otherwise stated)

	Notes	As at 31 March 2017	As at 31 March 2016	As at 1 April 2015
<b>ASSETS</b>				
<b>Current assets</b>				
Inventories	4	215,001,909	215,001,909	215,001,909
Financial assets				
Cash and cash equivalents	5	6,979	1,561	7,765
<b>Total Assets</b>		<b>215,008,888</b>	<b>215,003,470</b>	<b>215,009,674</b>
<b>EQUITY AND LIABILITIES</b>				
<b>Equity</b>				
Equity share capital	6	1,000,000	1,000,000	1,000,000
Other equity	7			
Retained Earnings		(673,394)	(664,487)	(653,296)
<b>Total equity</b>		<b>326,606</b>	<b>335,513</b>	<b>346,704</b>
<b>LIABILITIES</b>				
<b>Current liabilities</b>				
Financial liabilities				
Trade payables	8	5,750	11,425	6,438
Other current liabilities	9	214,676,532	214,656,532	214,656,532
<b>Total liabilities</b>		<b>214,682,282</b>	<b>214,667,957</b>	<b>214,662,970</b>
<b>Total Equity and Liabilities</b>		<b>215,008,888</b>	<b>215,003,470</b>	<b>215,009,674</b>
Summary of significant accounting policies	3			

The accompanying notes are an integral part of the financial statements.

As per our report of even date

For Rajeev & Ajay  
Firm registration No : 009977N  
Chartered Accountants

Rajeev Sabharwal  
Partner  
Membership No. : 084833

Place : New Delhi

Date : 24 MAY 2017

For and on behalf of the Board of Directors of  
ARCHIT PROMOTERS PRIVATE LIMITED

Ramesh Khulbe  
Director  
DIN-07109071

Nirlipt Kumar Verma  
Director  
DIN-07120160

**ARCHIT PROMOTERS PRIVATE LIMITED**  
**STATEMENT OF PROFIT AND LOSS FOR THE YEAR ENDED 31 MARCH 2017**  
(Amount in Rupees, unless otherwise stated)

	Notes	31 March 2017	31 March 2016
<b>Continuing operations</b>			
Revenue from operations		-	-
<b>Total Income (I)</b>		-	-
<b>EXPENSES</b>			
Other expenses	10	7,415	10,625
Finance costs	11	1,492	566
<b>Total Expenses (II)</b>		8,907	11,191
<b>Profit/(Loss) before tax from continuing operations (I-II)</b>		(8,907)	(11,191)
<b>Tax expense:</b>			
Current Tax		-	-
<b>Profit/(Loss) for the year from continuing operations</b>		(8,907)	(11,191)
<b>Other comprehensive income</b>		-	-
<b>Total other comprehensive income for the year, net of tax</b>		-	-
<b>Total comprehensive income/(loss) for the year, net of tax</b>		(8,907)	(11,191)
<b>Earnings per equity share (computed on the basis of profit/(loss) for the year):</b>	12		
(1) Basic		(0.09)	(0.11)
(2) Diluted		(0.09)	(0.11)

Summary of significant accounting policies

3

The accompanying notes are an integral part of the financial statements.

As per our report of even date

For Rajeev & Ajay  
Firm registration No.: 009977N  
Chartered Accountants

Rajeev Sabharwal  
Partner  
Membership No.: 084833



For and on behalf of the Board of Directors of  
ARCHIT PROMOTERS PRIVATE LIMITED

Ramesh Khulbe  
Director  
DIN-07109071

Nirlipt Kumar Verma  
Director  
DIN-07120160

Place : New Delhi

Date : 24 MAY 2017

**ARDOR CONBUILD PRIVATE LIMITED**  
**BALANCE SHEET AS AT 31 MARCH 2017**  
(Amount in Rupees, unless otherwise stated)

	Notes	As at 31 March 2017	As at 31 March 2016	As at 1 April 2015
<b>ASSETS</b>				
<b>Current assets</b>				
Inventories	4	4,687,461	4,687,461	4,687,461
Financial assets				
Cash and cash equivalents	5	7,249	4,115	7,870
<b>Total Assets</b>		<b>4,694,710</b>	<b>4,691,576</b>	<b>4,695,331</b>
<b>EQUITY AND LIABILITIES</b>				
<b>Equity</b>				
Equity share capital	6	100,000	100,000	100,000
Other equity				
Retained Earnings	7	(239,419)	(231,228)	(222,281)
<b>Total equity</b>		<b>(139,419)</b>	<b>(131,228)</b>	<b>(122,281)</b>
<b>LIABILITIES</b>				
<b>Current liabilities</b>				
Financial liabilities				
Trade payables	8	5,750	11,425	6,233
Other current liabilities	9	4,828,379	4,811,379	4,811,379
<b>Total liabilities</b>		<b>4,834,129</b>	<b>4,822,804</b>	<b>4,817,612</b>
<b>Total Equity and Liabilities</b>		<b>4,694,710</b>	<b>4,691,576</b>	<b>4,695,331</b>

Summary of significant accounting policies

3

The accompanying notes are an integral part of the financial statements.

As per our report of even date

For Rajeev & Ajay  
Firm registration No : 009977N  
Chartered Accountants

Rajeev Sabharwal  
Partner  
Membership No. :084833



For and on behalf of the Board of Directors of  
ARDOR CONBUILD PRIVATE LIMITED

Ramresh Khulbe  
Director  
DIN-07109071

Amit Dhall  
Director  
DIN-07257270

Place : New Delhi

Date : 24 MAY 2017



**ARDOR CONBUILD PRIVATE LIMITED**  
**STATEMENT OF PROFIT AND LOSS FOR THE YEAR ENDED 31 MARCH 2017**  
(Amount in Rupees, unless otherwise stated)

	Notes	31 March 2017	31 March 2016
<b>Continuing operations</b>			
Revenue From Operations		-	-
<b>Total Income (I)</b>		-	-
<b>EXPENSES</b>			
Other expenses	10	6,699	8,881
Finance costs	11	1,492	66
<b>Total Expenses (II)</b>		8,191	8,947
<b>(Loss) before tax from continuing operations (I-II)</b>		(8,191)	(8,947)
<b>Tax expense:</b>			
Current Tax		-	-
<b>(Loss) for the year from continuing operations</b>		(8,191)	(8,947)
<b>Other comprehensive income</b>		-	-
<b>Total other comprehensive income for the year, net of tax</b>		-	-
<b>Total comprehensive income/(loss) for the year, net of tax</b>		(8,191)	(8,947)
Earnings per equity share (computed on the basis of profit/(loss) for the year):	12		
(1) Basic		(0.82)	(0.89)
(2) Diluted		(0.82)	(0.89)

Summary of significant accounting policies 3

The accompanying notes are an integral part of the financial statements.

As per our report of even date

For Rajeev & Ajay  
Firm registration No : 009977N  
Chartered Accountants

Rajeev Sabharwal  
Partner  
Membership No. :084833



For and on behalf of the Board of Directors of  
ARDOR CONBUILD PRIVATE LIMITED

Ramesh Khulbe  
Director  
DIN-07109071

Amit Dhall  
Director  
DIN-07257270

Place : New Delhi

Date : 24 MAY 2017

**ARMA BUILDMORE PRIVATE LIMITED**  
**BALANCE SHEET AS AT 31 MARCH 2017**  
(Amount in Rupees, unless otherwise stated)

**ASSETS**

**Current assets**

Inventories  
Financial assets  
Cash and cash equivalents

**Total Assets**

Notes	As at 31 March 2017	As at 31 March 2016	As at 1 April 2015
4	71,883,945	71,883,945	71,883,945
5	7,323	19,848	3,691
	<b>71,891,268</b>	<b>71,903,793</b>	<b>71,887,636</b>

**EQUITY AND LIABILITIES**

**Equity**

Equity share capital  
Other equity  
Retained Earnings  
**Total equity**

6	100,000	100,000	100,000
7	(1,096,460)	(1,089,610)	(1,079,961)
	<b>(996,460)</b>	<b>(989,610)</b>	<b>(979,961)</b>

**LIABILITIES**

**Current liabilities**

Financial liabilities  
Trade payables  
Other current liabilities

**Total liabilities**

8	5,750	11,425	5,618
9	72,881,979	72,881,979	72,861,979
	<b>72,887,729</b>	<b>72,893,404</b>	<b>72,867,597</b>

**Total Equity and Liabilities**

<b>71,891,268</b>	<b>71,903,793</b>	<b>71,887,636</b>
-------------------	-------------------	-------------------

Summary of significant accounting policies

3

The accompanying notes are an integral part of the financial statements.

As per our report of even date

For Rajeev & Ajay  
Firm registration No : 0099777  
Chartered Accountants

Rajeev Sabharwal  
Partner  
Membership No. : 084833



Place : New Delhi  
Date :

24 MAY 2017

For and on behalf of the Board of Directors of  
**ARMA BUILDMORE PRIVATE LIMITED**

Vikas Garg  
Director  
DIN-05267799

Chandra Shekher Joshi  
Director  
DIN-07099624

*(Signature)*

**ARMA BUILDMORE PRIVATE LIMITED**  
**STATEMENT OF PROFIT AND LOSS FOR THE YEAR ENDED 31 MARCH 2017**  
(Amount in Rupees, unless otherwise stated)

	Notes	31 March 2017	31 March 2016
Continuing operations			
Other Income	10	1,500	-
<b>Total Income (I)</b>		<b>1,500</b>	<b>-</b>
<b>EXPENSES</b>			
Other expenses	11	8,235	8,779
Finance costs	12	115	870
<b>Total Expenses (II)</b>		<b>8,350</b>	<b>9,649</b>
<b>(Loss) before tax from continuing operations (I-II)</b>		<b>(6,850)</b>	<b>(9,649)</b>
Tax expense:			
Current Tax		-	-
<b>(Loss) for the year from continuing operations</b>		<b>(6,850)</b>	<b>(9,649)</b>
<b>Other comprehensive income</b>		<b>-</b>	<b>-</b>
<b>Total other comprehensive income for the year, net of tax</b>		<b>-</b>	<b>-</b>
<b>Total comprehensive income/(loss) for the year, net of tax</b>		<b>(6,850)</b>	<b>(9,649)</b>
Earnings per equity share (computed on the basis of profit/(loss) for the year):	14		
(1) Basic		(0.69)	(0.96)
(2) Diluted		(0.69)	(0.96)

Summary of significant accounting policies 3.

The accompanying notes are an integral part of the financial statements.

As per our report of even date

For Rajeev & Ajay  
Firm registration No : 0099777  
Chartered Accountants

Rajeev Sabharwal  
Partner  
Membership No. : 084833



Place : New Delhi  
Date :

24 MAY 2017

For and on behalf of the Board of Directors of  
**ARMA BUILDMORE PRIVATE LIMITED**

Vikas Garg  
Director  
DIN-05267799

Chandra Shekher Joshi  
Director  
DIN-07099624



**ARMAN PROMOTERS PRIVATE LIMITED**  
**BALANCE SHEET AS AT 31 MARCH 2017**  
(Amount in Rupees, unless otherwise stated)

	Notes	As at 31 March 2017	As at 31 March 2016	As at 1 April 2015
<b>ASSETS</b>				
<b>Current assets</b>				
Inventories	4	20,16,69,877	20,16,69,877	20,16,69,877
Financial assets				
Cash and cash equivalents	5	3,184	10,178	-
Other bank balances	6	10,27,032	10,27,032	8,26,079
Other financial assets	7	3,13,64,652	3,27,41,377	5,06,36,807
Other current assets	8	11,17,461	13,56,827	13,46,158
<b>Total Assets</b>		<b>23,51,82,205</b>	<b>23,68,05,290</b>	<b>25,44,78,921</b>
<b>EQUITY AND LIABILITIES</b>				
<b>Equity</b>				
Equity share capital	9	1,00,000	1,00,000	1,00,000
Other equity	10			
Retained Earnings		68,74,512	60,14,909	59,74,366
<b>Total equity</b>		<b>69,74,512</b>	<b>61,14,909</b>	<b>60,74,366</b>
<b>LIABILITIES</b>				
<b>Current liabilities</b>				
Financial liabilities				
Trade payables	11	1,66,45,711	1,69,22,815	2,71,60,260
Other current liabilities	12	21,15,61,982	21,37,67,566	22,12,44,295
<b>Total liabilities</b>		<b>22,82,07,693</b>	<b>23,06,90,381</b>	<b>24,84,04,555</b>
<b>Total Equity and Liabilities</b>		<b>23,51,82,205</b>	<b>23,68,05,290</b>	<b>25,44,78,921</b>

Summary of significant accounting policies 3

The accompanying notes are an integral part of the financial statements.

As per our report of even date

For MNV & CO.  
Firm Reg. No.: 023682N  
Chartered Accountants

Vikram Suri  
Partner  
Membership No.: 505887



Place : New Delhi  
Date : 24<sup>th</sup> May 2017

For and on behalf of the Board of Directors of  
**ARMAN PROMOTERS PRIVATE LIMITED**

Arif Mohamad  
Director  
DIN- 07119219

Mukesh Kumar Gupta  
Director  
DIN-02354428

**ARMAN PROMOTERS PRIVATE LIMITED**  
**STATEMENT OF PROFIT AND LOSS FOR THE YEAR ENDED 31 MARCH 2017**  
(Amount in Rupees, unless otherwise stated)

Particulars	Notes	31 March 2017	31 March 2016
Other Income	13	8,96,177	83,944
<b>Total Income (I)</b>		<b>8,96,177</b>	<b>83,944</b>
<b>EXPENSES</b>			
Other expenses	14	13,360	24,981
Finance costs	15	114	289
<b>Total Expenses (II)</b>		<b>13,474</b>	<b>25,270</b>
<b>Profit/(Loss) before tax from operations (I-II)</b>		<b>8,82,703</b>	<b>58,674</b>
<b>Tax expense:</b>			
Current Tax		23,100	18,130
<b>Profit/(Loss) for the year from operations</b>		<b>8,59,603</b>	<b>40,544</b>
<b>Other Comprehensive Income</b>		-	-
<b>Total other comprehensive income for the year, net of tax</b>		-	-
<b>Total comprehensive income/(loss) for the year, net of tax</b>		<b>8,59,603</b>	<b>40,544</b>
Earnings per equity share (computed on the basis of profit/(loss) for the year):	16		
(1) Basic		85.96	4.05
(2) Diluted		85.96	4.05
<b>Summary of significant accounting policies</b>	3		

The accompanying notes are an integral part of the financial statements.

As per our report of even date

For MNV & CO.  
Firm Reg. No.: 023682N  
Chartered Accountants

Vikram Suri  
Partner  
Membership No.: 505887



For and on behalf of the Board of Directors of  
**ARMAN PROMOTERS PRIVATE LIMITED**

Amir Mohamad  
Director  
DIN-07119219

Mukesh Kumar Gupta  
Director  
DIN-02354428

Place : New Delhi

Date : 24<sup>th</sup> May 2017

**ARMOUR PROPERTIES PRIVATE LIMITED**  
**BALANCE SHEET AS AT 31 MARCH 2017**  
(Amount in Rupees, unless otherwise stated)

	Notes	As at 31 March 2017	As at 31 March 2016	As at 1 April 2015
<b>ASSETS</b>				
<b>Current assets</b>				
Inventories	4	33,895,674	33,895,674	33,895,674
Financial assets				
Cash and cash equivalents	5	1,261	13,739	14,100
<b>Total Assets</b>		<b>33,896,935</b>	<b>33,909,413</b>	<b>33,909,774</b>
<b>EQUITY AND LIABILITIES</b>				
<b>Equity</b>				
Equity share capital	7	100,000	100,000	100,000
Other equity	8			
Retained Earnings		812,316	570,119	391,287
<b>Total equity</b>		<b>912,316</b>	<b>670,119</b>	<b>491,287</b>
<b>LIABILITIES</b>				
<b>Current liabilities</b>				
Financial liabilities				
Trade payables	9	5,750	11,425	5,618
Other Current liabilities	10	32,978,869	33,227,869	33,412,869
<b>Total liabilities</b>		<b>32,984,619</b>	<b>33,239,294</b>	<b>33,418,487</b>
<b>Total Equity and Liabilities</b>		<b>33,896,935</b>	<b>33,909,413</b>	<b>33,909,774</b>
Summary of significant accounting policies	3			

The accompanying notes are an integral part of the financial statements.

As per our report of even date

For Rajeev & Ajay  
Firm registration No : 009977N  
Chartered Accountants

Rajeev Sabharwal  
Partner  
Membership No. : 084833

Place : New Delhi

Date :

24 MAY 2017

For and on behalf of the Board of Directors of  
**ARMOUR PROPERTIES PRIVATE LIMITED**

Nirlipt Kumar Verma  
Director  
DIN-07120160

Sunil Kumar Khanna  
Director  
DIN-02230962



**ARMOUR PROPERTIES PRIVATE LIMITED**  
**STATEMENT OF PROFIT AND LOSS FOR THE YEAR ENDED 31 ARCH 2017**  
(Amount in Rupees, unless otherwise stated)

Particulars	Notes	31 March 2017	31 March 2016
<b>Continuing operations</b>			
Other Income	12	249,933	187,304
<b>Total Income (I)</b>		<b>249,933</b>	<b>187,304</b>
<b>EXPENSES</b>			
Other expenses	13	7,621	8,472
Finance costs	14	115	-
<b>Total Expenses (II)</b>		<b>7,736</b>	<b>8,472</b>
<b>Profit/(Loss) before tax from continuing operations (I-II)</b>		<b>242,197</b>	<b>178,832</b>
<b>Tax expense:</b>			
Current Tax	26	-	-
<b>Profit/(Loss) for the year from continuing operations</b>		<b>242,197</b>	<b>178,832</b>
<b>Other comprehensive income</b>		-	-
<b>Total other comprehensive income for the year, net of tax</b>		-	-
<b>Total comprehensive income/(loss) for the year, net of tax</b>		<b>242,197</b>	<b>178,832</b>
<b>Earnings per equity share (computed on the basis of profit/(loss) for the year):</b>	15		
(1) Basic		24.22	17.88
(2) Diluted		24.22	17.88

Summary of significant accounting policies

3

The accompanying notes are an integral part of the financial statements.

As per our report of even date

For Rajeev & Ajay  
Firm registration No : 009977N  
Chartered Accountants

Rajeev Sabharwal  
Partner  
Membership No. : 084833

For and on behalf of the Board of Directors of  
**ARMOUR PROPERTIES PRIVATE LIMITED**

Nirlipt Kumar Verma  
Director  
DIN-07120160

Sunil Kumar Khanna  
Director  
DIN-02230962

Place : New Delhi  
Date : 24 MAY 2017

**AUSPICIOUS REALTORS PRIVATE LIMITED**  
**BALANCE SHEET AS AT 31 MARCH 2017**  
(Amount in Rupees, unless otherwise stated)

	Notes	As at 31 March 2017	As at 31 March 2016	As at 1 April 2015
<b>ASSETS</b>				
<b>Current assets</b>				
Inventories	4	3,73,16,980	3,73,16,980	3,73,16,980
Financial assets				
Cash and cash equivalents	5	47,237	50,678	35,788
Other current assets	6	-	40	40
<b>Total Assets</b>		<b>3,73,64,217</b>	<b>3,73,67,697</b>	<b>3,73,52,808</b>
<b>EQUITY AND LIABILITIES</b>				
<b>Equity</b>				
Equity share capital	7	1,00,000	1,00,000	1,00,000
Other equity	8			
Retained Earnings		36,82,447	36,89,551	17,31,620
<b>Total equity</b>		<b>37,82,447</b>	<b>37,89,551</b>	<b>18,31,620</b>
<b>LIABILITIES</b>				
<b>Current liabilities</b>				
Financial liabilities				
Trade payables	9	22,818	19,195	11,236
Other current liabilities	10	3,35,58,952	3,35,58,952	3,55,09,952
<b>Total liabilities</b>		<b>3,35,81,770</b>	<b>3,35,78,147</b>	<b>3,55,21,188</b>
<b>Total Equity and Liabilities</b>		<b>3,73,64,217</b>	<b>3,73,67,697</b>	<b>3,73,52,808</b>

Summary of significant accounting policies 3

The accompanying notes are an integral part of the financial statements.

As per our report of even date

For MNV & CO.  
Firm Reg. No.: 023682N  
Chartered Accountants

Vikram Suri  
Partner

Membership No.: 505882



For and on behalf of the Board of Directors of  
AUSPICIOUS REALTORS PRIVATE LIMITED

Nirlipt Kumar Verma  
Director  
DIN- 07120160

Sunil Kumar Trar  
Director  
DIN-03450022

Place : New Delhi

Date : 27 May 2017

**AUSPICIOUS REALTORS PRIVATE LIMITED**  
**STATEMENT OF PROFIT AND LOSS FOR THE YEAR ENDED 31 MARCH 2017**  
(Amount in Rupees, unless otherwise stated)

Particulars	Notes	31 March 2017	31 March 2016
Other Income	11	-	19,66,572
<b>Total Income (I)</b>		<b>-</b>	<b>19,66,572</b>
<b>EXPENSES</b>			
Other expenses	12	7,006	8,575
Finance costs	13	58	66
<b>Total Expenses (II)</b>		<b>7,064</b>	<b>8,641</b>
<b>Profit/(Loss) before tax from operations (I-II)</b>		<b>(7,064)</b>	<b>19,57,931</b>
<b>Tax expense:</b>			
Current Tax		40	-
<b>Profit/(Loss) for the year from operations</b>		<b>(7,104)</b>	<b>19,57,931</b>
<b>Other Comprehensive Income</b>		<b>-</b>	<b>-</b>
<b>Total other comprehensive income for the year, net of tax</b>		<b>-</b>	<b>-</b>
<b>Total comprehensive income/(loss) for the year, net of tax</b>		<b>(7,104)</b>	<b>19,57,931</b>
Earnings per equity share (computed on the basis of profit/(loss) for the year):	14		
(1) Basic		(0.71)	195.79
(2) Diluted		(0.71)	195.79

Summary of significant accounting policies 3

The accompanying notes are an integral part of the financial statements.

As per our report of even date

For MNV & CO.  
Firm Reg. No.: 023682N  
Chartered Accountants

Vikram Suri  
Partner  
Membership No.: 505887



For and on behalf of the Board of Directors of  
AUSPICIOUS REALTORS PRIVATE LIMITED

Nirlipt Kumar Verma  
Director  
DIN- 07120160

Sunil Kumar Trar  
Director  
DIN-03450022

Place : New Delhi

Date : 22 May 2017



**AUTHENTIC PROPERTIES PRIVATE LIMITED**  
**BALANCE SHEET AS AT 31 MARCH 2017**  
(Amount in Rupees, unless otherwise stated)

	Notes	As at 31 March 2017	As at 31 March 2016	As at 1 April 2015
<b>ASSETS</b>				
<b>Current assets</b>				
Inventories	4	9,61,03,946	9,61,03,946	9,61,03,946
Financial assets				
Cash and cash equivalents	5	7,930	14,718	20,361
Other current assets	6	-	-	-
<b>Total Assets</b>		<b>9,61,11,876</b>	<b>9,61,18,664</b>	<b>9,61,24,307</b>
<b>EQUITY AND LIABILITIES</b>				
<b>Equity</b>				
Equity share capital	7	1,00,000	1,00,000	1,00,000
Other equity	8			
Retained Earnings		(11,33,90,796)	(11,33,83,983)	(11,37,25,848)
<b>Total equity</b>		<b>(11,32,90,796)</b>	<b>(11,32,83,983)</b>	<b>(11,36,25,848)</b>
<b>LIABILITIES</b>				
<b>Current liabilities</b>				
Financial liabilities				
Trade payables	9	5,750	5,725	6,233
Other current liabilities	10	20,93,96,922	20,93,96,922	20,97,43,922
<b>Total liabilities</b>		<b>20,94,02,672</b>	<b>20,94,02,647</b>	<b>20,97,50,155</b>
<b>Total Equity and Liabilities</b>		<b>9,61,11,876</b>	<b>9,61,18,664</b>	<b>9,61,24,307</b>
Summary of significant accounting policies	3			

The accompanying notes are an integral part of the financial statements.

As per our report of even date

For MNV & CO.  
Firm Reg. No.: 023682N  
Chartered Accountants

Vikram Suri  
Partner  
Membership No.: 505887



For and on behalf of the Board of Directors of  
**AUTHENTIC PROPERTIES PRIVATE LIMITED**

Nirlipt Kumar Verma  
Director  
DIN- 07120160

Ramesh Khulbe  
Director  
DIN-07109071

Place : New Delhi  
Date : 24<sup>th</sup> May 2017

**AUTHENTIC PROPERTIES PRIVATE LIMITED**  
**STATEMENT OF PROFIT AND LOSS FOR THE YEAR ENDED 31 MARCH 2017**  
(Amount in Rupees, unless otherwise stated)

Particulars	Notes	31 March 2017	31 March 2016
Other Income	11	-	3,51,304
<b>Total Income (I)</b>		<b>-</b>	<b>3,51,304</b>
<b>EXPENSES</b>			
Other expenses	12	6,698	9,087
Finance costs	13	115	352
<b>Total Expenses (II)</b>		<b>6,813</b>	<b>9,439</b>
<b>Profit/(Loss) before tax from operations (I-II)</b>		<b>(6,813)</b>	<b>3,41,865</b>
<b>Tax expense:</b>			
Current Tax		-	-
<b>Profit/(Loss) for the year from operations</b>		<b>(6,813)</b>	<b>3,41,865</b>
<b>Other Comprehensive Income</b>		<b>-</b>	<b>-</b>
<b>Total other comprehensive income for the year, net of tax</b>		<b>-</b>	<b>-</b>
<b>Total comprehensive income/(loss) for the year, net of tax</b>		<b>(6,813)</b>	<b>3,41,865</b>
Earnings per equity share (computed on the basis of profit/(loss) for the year):	14		
(1) Basic		(0.68)	34.19
(2) Diluted		(0.68)	34.19
<b>Summary of significant accounting policies</b>	3		

The accompanying notes are an integral part of the financial statements.

As per our report of even date

For MNV & CO.  
Firm Reg. No.: 033682N  
Chartered Accountants

Vikrant Suri  
Partner  
Membership No.: 505887



For and on behalf of the Board of Directors of  
**AUTHENTIC PROPERTIES PRIVATE LIMITED**

Nirlipt Kumar Verma  
Director  
DIN- 07120160

Ramesh Khulbe  
Director  
DIN-07109071

Place : New Delhi

Date : 24<sup>th</sup> May 2017

**AVINASHI BUILDTech PRIVATE LIMITED**  
**BALANCE SHEET AS AT 31 MARCH 2017**  
(Amount in Rupees, unless otherwise stated)

	Notes	As at 31 March 2017	As at 31 March 2016	As at 1 April 2015
<b>ASSETS</b>				
<b>Current assets</b>				
Inventories	4	64,566,200	64,566,200	64,566,200
Financial assets				
Cash and cash equivalents	5	2,981	18,294	20,084
Other current assets	6	-	-	-
<b>Total Assets</b>		<b>64,569,181</b>	<b>64,584,494</b>	<b>64,586,284</b>
<b>EQUITY AND LIABILITIES</b>				
<b>Equity</b>				
Equity share capital	7	100,000	100,000	100,000
Other equity				
Retained Earnings	8	(58,650)	(46,125)	(34,845)
<b>Total equity</b>		<b>41,350</b>	<b>53,875</b>	<b>65,155</b>
<b>LIABILITIES</b>				
<b>Current liabilities</b>				
Financial liabilities				
Trade payables	9	12,320	15,108	5,618
Other current liabilities	10	64,515,511	64,515,511	64,515,511
<b>Total liabilities</b>		<b>64,527,831</b>	<b>64,530,619</b>	<b>64,521,129</b>
<b>Total Equity and Liabilities</b>		<b>64,569,181</b>	<b>64,584,494</b>	<b>64,586,284</b>

Summary of significant accounting policies

3

The accompanying notes are an integral part of the financial statements.

As per our report of even date

For Rajeev & Ajay  
Firm registration No : 0099772N  
Chartered Accountants

Rajeev Sabharwal  
Partner  
Membership No. : 084833

Place : New Delhi  
Date :

24 MAY 2017

For and on behalf of the Board of Directors of  
**AVINASHI BUILDTech PRIVATE LIMITED**

Satish Kumar Goyal  
Director  
DIN-06520570

Pankaj Bhushan Patel  
Director  
DIN-06558557



**AVINASHI BUILDTECH PRIVATE LIMITED**  
**STATEMENT OF PROFIT AND LOSS FOR THE YEAR ENDED 31 MARCH 2017**  
(Amount in Rupees, unless otherwise stated)

Particulars	Notes	31 March 2017	31 March 2016
<b>Total Income (I)</b>		-	-
<b>EXPENSES</b>			
Other expenses	11	11,720	10,925
Finance costs	12	805	356
<b>Total Expenses (II)</b>		12,525	11,281
<b>Profit/(Loss) before tax from continuing operations (I-II)</b>		(12,525)	(11,281)
<b>Tax expense:</b>			
Current tax		-	-
<b>Profit/(Loss) for the year from continuing operations</b>		(12,525)	(11,281)
<b>Other comprehensive income</b>		-	-
<b>Total other comprehensive income for the year, net of tax</b>		-	-
<b>Total comprehensive income/(loss) for the year, net of tax</b>		(12,525)	(11,281)
<b>Earnings per equity share (computed on the basis of profit/(loss) for the year):</b>	13		
(1) Basic		(1.25)	(1.13)
(2) Diluted		(1.25)	(1.13)

Summary of significant accounting policies

3

The accompanying notes are an integral part of the financial statements.

As per our report of even date

For Rajeev & Ajay  
Firm registration No : 009977N  
Chartered Accountants

Rajeev Sabharwal  
Partner  
Membership No. : 084833



For and on behalf of the Board of Directors of  
**AVINASHI BUILDTECH PRIVATE LIMITED**

Satish Kumar Goyal  
Director  
DIN-06520570

Pankaj Bhushan Patel  
Director  
DIN-06558557

Place : New Delhi

Date :

24 MAY 2017

**BAILIWICK BUILDERS PRIVATE LIMITED**  
**BALANCE SHEET AS AT 31 MARCH 2017**  
(Amount in Rupees, unless otherwise stated)

	Notes	As at 31 March 2017	As at 31 March 2016	As at 1 April 2015
<b>ASSETS</b>				
<b>Current assets</b>				
Inventories	4	27,83,31,548	27,83,31,548	27,83,31,548
Financial assets				
Cash and cash equivalents	5	4,600	12,003	20,103
Other current assets	6	-	-	-
<b>Total Assets</b>		<b>27,83,36,148</b>	<b>27,83,43,551</b>	<b>27,83,51,651</b>
<b>EQUITY AND LIABILITIES</b>				
<b>Equity</b>				
Equity share capital	7	1,00,000	1,00,000	1,00,000
Other equity	8			
Retained Earnings		(5,49,384)	(5,41,956)	(6,28,749)
<b>Total equity</b>		<b>(4,49,384)</b>	<b>(4,41,956)</b>	<b>(5,28,749)</b>
<b>LIABILITIES</b>				
<b>Current liabilities</b>				
Financial liabilities				
Trade payables	9	5,750	5,725	5,618
Other current liabilities	10	27,87,79,782	27,87,79,782	27,88,74,782
<b>Total liabilities</b>		<b>27,87,85,532</b>	<b>27,87,85,507</b>	<b>27,88,80,400</b>
<b>Total Equity and Liabilities</b>		<b>27,83,36,148</b>	<b>27,83,43,551</b>	<b>27,83,51,651</b>

Summary of significant accounting policies 3

The accompanying notes are an integral part of the financial statements.

As per our report of even date

For MNV & CO.  
Firm Reg. No.: 023682N  
Chartered Accountants

Vijayant Suri  
Partner  
Membership No.: 505887



Place : New Delhi  
Date : 24<sup>th</sup> May 2017

For and on behalf of the Board of Directors of  
**BAILIWICK BUILDERS PRIVATE LIMITED**

Sunil Kumar Trar  
Director  
DIN- 03450022

Digvijay Singh  
Director  
DIN-03465400

**BAILIWICK BUILDERS PRIVATE LIMITED**  
**STATEMENT OF PROFIT AND LOSS FOR THE YEAR ENDED 31 MARCH 2017**  
(Amount in Rupees, unless otherwise stated)

Particulars	Notes	31 March 2017	31 March 2016
Other Income	11	-	95,316
<b>Total Income (I)</b>		<b>-</b>	<b>95,316</b>
<b>EXPENSES</b>			
Other expenses	12	7,313	8,471
Finance costs	13	115	52
<b>Total Expenses (II)</b>		<b>7,428</b>	<b>8,523</b>
<b>Profit/(Loss) before tax from operations (I-II)</b>		<b>(7,428)</b>	<b>86,793</b>
<b>Tax expense:</b>			
Current Tax		-	-
<b>Profit/(Loss) for the year from operations</b>		<b>(7,428)</b>	<b>86,793</b>
<b>Other Comprehensive Income</b>		<b>-</b>	<b>-</b>
<b>Total other comprehensive income for the year, net of tax</b>		<b>-</b>	<b>-</b>
<b>Total comprehensive income/(loss) for the year, net of tax</b>		<b>(7,428)</b>	<b>86,793</b>
Earnings per equity share (computed on the basis of profit/(loss) for the year):	14		
(1) Basic		(0.74)	8.68
(2) Diluted		(0.74)	8.68

Summary of significant accounting policies 3

The accompanying notes are an integral part of the financial statements.

As per our report of even date

For MNV & CO.  
Firm Reg. No.: 023682N  
Chartered Accountants

Vijant Suri  
Partner  
Membership No.: 505887



For and on behalf of the Board of Directors of  
**BAILIWICK BUILDERS PRIVATE LIMITED**

Sunil Kumar Trar  
Director  
DIN- 03450022

Digvijay Singh  
Director  
DIN-03465400

Place : New Delhi

Date : 24<sup>th</sup> May 2017



**BALALAIKA BUILDERS PRIVATE LIMITED**  
**BALANCE SHEET AS AT 31 MARCH 2017**  
(Amount in Rupees, unless otherwise stated)

	Notes	As at 31 March 2017	As at 31 March 2016	As at 1 April 2015
<b>ASSETS</b>				
<b>Current assets</b>				
Inventories	4	3,94,98,447	3,94,98,447	3,94,98,447
Financial assets				
Cash and cash equivalents	5	19,618	28,310	19,933
Other financial assets	6	93,34,715	27,23,482	50,19,045
Other current assets	7	-	-	-
<b>Total Assets</b>		<b>4,88,52,780</b>	<b>4,22,50,239</b>	<b>4,45,37,425</b>
<b>EQUITY AND LIABILITIES</b>				
<b>Equity</b>				
Equity share capital	8	1,00,000	1,00,000	1,00,000
Other equity	9			
Retained Earnings		(3,25,055)	(3,12,837)	(4,60,449)
<b>Total equity</b>		<b>(2,25,055)</b>	<b>(2,12,837)</b>	<b>(3,60,449)</b>
<b>LIABILITIES</b>				
<b>Current liabilities</b>				
Financial liabilities				
Trade payables	10	11,450	42,925	37,118
Other current liabilities	11	4,90,66,384	4,24,20,151	4,48,60,756
<b>Total liabilities</b>		<b>4,90,77,834</b>	<b>4,24,63,076</b>	<b>4,48,97,874</b>
<b>Total Equity and Liabilities</b>		<b>4,88,52,780</b>	<b>4,22,50,239</b>	<b>4,45,37,425</b>

Summary of significant accounting policies 3

The accompanying notes are an integral part of the financial statements.

As per our report of even date

For MNV & CO.  
Firm Reg. No.: 023682N  
Chartered Accountants

Vikram Suri  
Partner  
Membership No.: 505887



For and on behalf of the Board of Directors of  
BALALAIKA BUILDERS PRIVATE LIMITED

Nishant Sabharwal  
Director  
DIN- 03465426

Arvind Kumar Gupta  
Director  
DIN-06785492

Place : New Delhi  
Date :

24 MAY 2017

New Delhi  
24 MAY 2017

New Delhi  
24 MAY 2017

**BALALAIKA BUILDERS PRIVATE LIMITED**  
**STATEMENT OF PROFIT AND LOSS FOR THE YEAR ENDED 31 MARCH 2017**  
(Amount in Rupees, unless otherwise stated)

Particulars	Notes	31 March 2017	31 March 2016
Other Income	12	-	1,54,751
<b>Total Income (I)</b>		<b>-</b>	<b>1,54,751</b>
<b>EXPENSES</b>			
Other expenses	13	12,131	7,139
Finance costs	14	86	-
<b>Total Expenses (II)</b>		<b>12,217</b>	<b>7,139</b>
<b>Profit/(Loss) before tax from operations (I-II)</b>		<b>(12,217)</b>	<b>1,47,612</b>
Tax expense:			
Current Tax		-	-
<b>Profit/(Loss) for the year from operations</b>		<b>(12,217)</b>	<b>1,47,612</b>
<b>Other Comprehensive Income</b>		<b>-</b>	<b>-</b>
<b>Total other comprehensive income for the year, net of tax</b>		<b>-</b>	<b>-</b>
<b>Total comprehensive income/(loss) for the year, net of tax</b>		<b>(12,217)</b>	<b>1,47,612</b>
Earnings per equity share (computed on the basis of profit/(loss) for the year):	15		
(1) Basic		(1.22)	14.76
(2) Diluted		(1.22)	14.76

Summary of significant accounting policies 3

The accompanying notes are an integral part of the financial statements.

As per our report of even date

For MNV & CO.  
Firm Reg. No.: 023682N  
Chartered Accountants

Vikram Suri  
Partner  
Membership No.: 505887



Place : New Delhi

Date : 24 MAY 2017

For and on behalf of the Board of Directors of  
BALALAIKA BUILDERS PRIVATE LIMITED

Nishant Sabharwal  
Director  
DIN- 03465426

New Delhi  
24 MAY 2017

Arvind Kumar Gupta  
Director  
DIN-06785492

New Delhi  
24 MAY 2017

**BALLAD CONBUILD PRIVATE LIMITED**  
**BALANCE SHEET AS AT 31 MARCH 2017**  
(Amount in Rupees, unless otherwise stated)

	Notes	As at 31 March 2017	As at 31 March 2016	As at 1 April 2015
<b>ASSETS</b>				
<b>Current assets</b>				
Inventories	4	96,323,925	96,323,925	96,323,925
Financial assets				
Cash and cash equivalents	5	20,697	38,076	9,966
Other current assets	6	-	-	91,487
<b>Total Assets</b>		<b>96,344,622</b>	<b>96,362,001</b>	<b>96,425,378</b>
<b>EQUITY AND LIABILITIES</b>				
<b>Equity</b>				
Equity share capital	7	100,000	100,000	100,000
Other equity	8			
Retained Earnings		(437,733)	(426,028)	(418,478)
<b>Total equity</b>		<b>(337,733)</b>	<b>(326,028)</b>	<b>(318,478)</b>
<b>LIABILITIES</b>				
<b>Current liabilities</b>				
Financial liabilities				
Trade payables	9	26,450	32,125	26,318
Other current liabilities	10	96,655,904	96,655,904	96,717,538
<b>Total liabilities</b>		<b>96,682,355</b>	<b>96,688,029</b>	<b>96,743,856</b>
<b>Total Equity and Liabilities</b>		<b>96,344,622</b>	<b>96,362,001</b>	<b>96,425,378</b>

Summary of significant accounting policies

3

The accompanying notes are an integral part of the financial statements.

As per our report of even date

For Rajeev & Ajay  
Firm registration No : 009977N  
Chartered Accountants

Rajeev Sabharwal  
Partner  
Membership No. : 084833



Place : New Delhi

Date :

24 MAY 2017

For and on behalf of the Board of Directors of  
**BALLAD CONBUILD PRIVATE LIMITED**

Arvind Kumar Gupta  
Director  
DIN-06785492

Nishant Sabharwal  
Director  
DIN-08465426



**BALLAD CONBUILD PRIVATE LIMITED**  
**STATEMENT OF PROFIT AND LOSS FOR THE YEAR ENDED 31 MARCH 2017**  
(Amount in Rupees, unless otherwise stated)

Particulars	Notes	31 March 2017	31 March 2016
<b>Total Income (I)</b>		-	-
<b>EXPENSES</b>			
Other expenses	11	11,618	7,550
Finance costs	12	86	-
<b>Total Expenses (II)</b>		11,704	7,550
<b>Profit/(Loss) before tax from continuing operations (I-II)</b>		(11,704)	(7,550)
<b>Tax expense:</b>			
Current Tax		-	-
<b>Profit/(Loss) for the year from continuing operations</b>		(11,704)	(7,550)
<b>Other comprehensive income</b>		-	-
<b>Total other comprehensive income for the year, net of tax</b>		-	-
<b>Total comprehensive income/(loss) for the year, net of tax</b>		(11,704)	(7,550)
<b>Earnings per equity share (computed on the basis of profit/(loss) for the year):</b>	13		
(1) Basic		(1.17)	(0.76)
(2) Diluted		(1.17)	(0.76)

Summary of significant accounting policies

3

The accompanying notes are an integral part of the financial statements.

As per our report of even date

For Rajeev & Ajay  
Firm registration No : 009977N  
Chartered Accountants

Rajeev Sabharwal  
Partner  
Membership No. : 084833



For and on behalf of the Board of Directors of  
**BALLAD CONBUILD PRIVATE LIMITED**

*(Signature)*  
Arvind Kumar Gupta  
Director  
DIN-06785492

*(Signature)*  
Nishant Sabharwal  
Director  
DIN-03465426

Place : New Delhi

Date :

24 MAY 2017

**BHAVISHYA BUILDCON PRIVATE LIMITED**  
**BALANCE SHEET AS AT 31 MARCH 2017**  
(Amount in Rupees, unless otherwise stated)

	Notes	As at 31 March 2017	As at 31 March 2016	As at 1 April 2015
<b>ASSETS</b>				
<b>Current assets</b>				
Inventories	4	13,99,08,372	13,99,08,372	14,00,75,641
Financial assets				
Cash and cash equivalents	5	13,406	18,584	15,842
Other current assets	6	-	8,43,500	4,75,600
<b>Total Assets</b>		<b>13,99,21,778</b>	<b>14,07,70,456</b>	<b>14,05,67,083</b>
<b>EQUITY AND LIABILITIES</b>				
<b>Equity</b>				
Equity share capital	7	10,00,000	10,00,000	10,00,000
Other equity	8			
Retained Earnings		(2,58,642)	(2,49,997)	(3,45,538)
<b>Total equity</b>		<b>7,41,358</b>	<b>7,50,003</b>	<b>6,54,462</b>
<b>LIABILITIES</b>				
<b>Current liabilities</b>				
Financial liabilities				
Trade payables	9	41,800	73,833	37,916
Other current liabilities	10	13,91,38,620	13,99,46,620	13,98,62,634
Provisions	11	-	-	12,071
<b>Total liabilities</b>		<b>13,91,80,420</b>	<b>14,00,20,453</b>	<b>13,99,12,621</b>
<b>Total Equity and Liabilities</b>		<b>13,99,21,778</b>	<b>14,07,70,456</b>	<b>14,05,67,083</b>
Summary of significant accounting policies	3			

The accompanying notes are an integral part of the financial statements.

As per our report of even date

For MNV & CO.  
Firm Reg. No.: 023682N  
Chartered Accountants

Vikram Suri  
Partner  
Membership No.: 505887

For and on behalf of the Board of Directors of  
**BHAVISHYA BUILDCON PRIVATE LIMITED**

Birendra Kumar Thakur  
Director  
DIN- 06788732

Mahesh Pal Singh  
Director  
DIN- 07108963

Place : New Delhi

Date : 24 May 2017

**BHAVISHYA BUILDCON PRIVATE LIMITED**  
**STATEMENT OF PROFIT AND LOSS FOR THE YEAR ENDED 31 MARCH 2017**  
(Amount in Rupees, unless otherwise stated)

Particulars	Notes	31 March 2017	31 March 2016
Revenue From Operations	12	-	30,084
Other Income	13	-	1,06,112
<b>Total Income (I)</b>		<b>-</b>	<b>1,36,196</b>
<b>EXPENSES</b>			
Other expenses	14	8,645	39,203
Finance costs	15	-	1,453
<b>Total Expenses (II)</b>		<b>8,645</b>	<b>40,656</b>
<b>Profit/(Loss) before tax from operations (I-II)</b>		<b>(8,645)</b>	<b>95,540</b>
<b>Tax expense:</b>			
Current Tax		-	-
<b>Profit/(Loss) for the year from operations</b>		<b>(8,645)</b>	<b>95,540</b>
<b>Other Comprehensive Income</b>		<b>-</b>	<b>-</b>
<b>Total other comprehensive income for the year, net of tax</b>		<b>-</b>	<b>-</b>
<b>Total comprehensive income/(loss) for the year, net of tax</b>		<b>(8,645)</b>	<b>95,540</b>
Earnings per equity share (computed on the basis of profit/(loss) for the year):	16		
(1) Basic		(0.09)	0.96
(2) Diluted		(0.09)	0.96

Summary of significant accounting policies 3

The accompanying notes are an integral part of the financial statements.

As per our report of even date

For MNV & CO.  
Firm Reg. No.: 023682N  
Chartered Accountants

Vikrant Suri  
Partner  
Membership No.: 505887



For and on behalf of the Board of Directors of  
**BHAVISHYA BUILDCON PRIVATE LIMITED**

Birendra Kumar Thakur  
Director  
DIN- 06788732

Mahesh Pal Singh  
Director  
DIN- 07108963

Place : New Delhi

Date : 24 May 2012



**Bhavya Conbuild Private Limited**

Balance Sheet as at 31 March 2017

(Amount in Rupees, unless otherwise stated)


	Notes	As at 31 March 2017	As at 31 March 2016	As at 1 April 2015
<b>ASSETS</b>				
<b>Current assets</b>				
Cash and cash equivalents	4	4,672	17,877	19,722
<b>Total Assets</b>		<b>4,672</b>	<b>17,877</b>	<b>19,722</b>
<b>EQUITY AND LIABILITIES</b>				
<b>Equity</b>				
Equity share capital	5	1,00,000	1,00,000	1,00,000
Other equity	6			
Retained earnings		(1,01,785)	(94,665)	(86,603)
<b>Total equity</b>		<b>(1,785)</b>	<b>5,335</b>	<b>13,397</b>
<b>LIABILITIES</b>				
<b>Current liabilities</b>				
Financial liabilities				
Trade payables	7	5,750	11,835	5,618
Other current liabilities	8	707	707	707
<b>Total liabilities</b>		<b>6,457</b>	<b>12,542</b>	<b>6,325</b>
<b>Total Equity and Liabilities</b>		<b>4,672</b>	<b>17,877</b>	<b>19,722</b>

Summary of significant accounting policies 3

The accompanying notes are an integral part of the financial statements.

As per our report of even date


For Jain Jindal & Co.  
Firm registration No : 025817N  
Chartered Accountants

  
**Amit Jindal**  
Partner  
Membership No. : 504308



For and on behalf of the Board of Directors of  
**Bhavya Conbuild Private Limited**

  
**Bipin Kumar Mishra**  
Director  
DIN-06573752

  
**Rakesh Rockwell**  
Director  
DIN-07119340

Place : New Delhi  
Date : May 24, 2017

24 MAY 2017



**Bhavya Conbuild Private Limited****Statement of Profit and Loss for the Year ended 31 March 2017**

(Amount in Rupees, unless otherwise stated)

	Notes	31 March 2017	31 March 2016
<b>REVENUE</b>			
Revenue from operations		-	-
<b>Total Income (I)</b>		-	-
<b>EXPENSES</b>			
Finance costs	9	115	-
Other expenses	10	7,005	8,062
<b>Total Expenses (II)</b>		7,120	8,062
<b>Profit/(Loss) before tax from continuing operations (I-II)</b>		(7,120)	(8,062)
<b>Tax expense:</b>			
Current Tax		-	-
<b>Profit/(Loss) for the year from continuing operations</b>		(7,120)	(8,062)
<b>Other comprehensive income</b>			
<b>Total other comprehensive income for the year, net of tax</b>		-	-
<b>Total comprehensive income/(loss) for the year, net of tax</b>		(7,120)	(8,062)
<b>Earnings per equity share (computed on the basis of profit/(loss) for the year):</b>			
(1) Basic	11	(0.71)	(0.81)
(2) Diluted		(0.71)	(0.81)

Summary of significant accounting policies

3

The accompanying notes are an integral part of the financial statements.

As per our report of even date

**For Jain Jindal & Co.**

Firm registration No : 025817N

Chartered Accountants

**Amit Jindal**

Partner

Membership No. : 504308



For and on behalf of the Board of Directors of

**Bhavya Conbuild Private Limited****Bipin Kumar Mishra**

Director

DIN-06573752

**Rakesh Rockwell**

Director

DIN-07119340

Place : New Delhi

Date : May 24, 2017

24 MAY 2017



**BHUMIKA PROMOTERS PRIVATE LIMITED**  
**BALANCE SHEET AS AT 31 MARCH 2017**  
(Amount in Rupees, unless otherwise stated)

	Notes	As at 31 March 2017	As at 31 March 2016	As at 1 April 2015
<b>ASSETS</b>				
<b>Current assets</b>				
Inventories	4	11,98,63,349	11,98,63,349	11,98,63,349
Financial assets				
Cash and cash equivalents	5	6,115	14,645	29
Other current assets	6	-	-	-
<b>Total Assets</b>		<b>11,98,69,464</b>	<b>11,98,77,994</b>	<b>11,98,63,378</b>
<b>EQUITY AND LIABILITIES</b>				
<b>Equity</b>				
Equity share capital	7	10,00,000	10,00,000	10,00,000
Other equity	8	(3,58,553)	(3,49,998)	(5,09,535)
Retained Earnings				
<b>Total equity</b>		<b>6,41,447</b>	<b>6,50,002</b>	<b>4,90,465</b>
<b>LIABILITIES</b>				
<b>Current liabilities</b>				
Financial liabilities				
Trade payables	9	5,750	5,725	15,646
Other current liabilities	10	11,92,22,267	11,92,22,267	11,93,57,267
<b>Total liabilities</b>		<b>11,92,28,017</b>	<b>11,92,27,992</b>	<b>11,93,72,913</b>
<b>Total Equity and Liabilities</b>		<b>11,98,69,464</b>	<b>11,98,77,994</b>	<b>11,98,63,378</b>

Summary of significant accounting policies 3

The accompanying notes are an integral part of the financial statements.

As per our report of even date

For MNV & CO.  
Firm Reg. No.: 023682N  
Chartered Accountants

Vikram Suri  
Partner  
Membership No.: 505887



Place : New Delhi  
Date :

25 MAY 2017

For and on behalf of the Board of Directors of  
**BHUMIKA PROMOTERS PRIVATE LIMITED**

V. Radha Krishna  
Vazhakkate Radha Krishna  
Director  
DIN- 05268278

New Delhi  
25 MAY 2017

Mahesh Pal Singh  
Director  
DIN- 07108963

New Delhi  
25 MAY 2017



**BHUMIKA PROMOTERS PRIVATE LIMITED**  
**STATEMENT OF PROFIT AND LOSS FOR THE YEAR ENDED 31 MARCH 2017**  
(Amount in Rupees, unless otherwise stated)

Particulars	Notes	31 March 2017	31 March 2016
Other Income	11	-	1,67,349
<b>Total Income (I)</b>		-	<b>1,67,349</b>
<b>EXPENSES</b>			
Other expenses	12	8,440	7,550
Finance costs	13	115	262
<b>Total Expenses (II)</b>		<b>8,555</b>	<b>7,812</b>
<b>Profit/(Loss) before tax from operations (I-II)</b>		<b>(8,555)</b>	<b>1,59,537</b>
<b>Tax expense:</b>			
Current Tax		-	-
<b>Profit/(Loss) for the year from operations</b>		<b>(8,555)</b>	<b>1,59,537</b>
<b>Other Comprehensive Income</b>		-	-
<b>Total other comprehensive income for the year, net of tax</b>		-	-
<b>Total comprehensive income/(loss) for the year, net of tax</b>		<b>(8,555)</b>	<b>1,59,537</b>
Earnings per equity share (computed on the basis of profit/(loss) for the year):	14		
(1) Basic		(0.09)	1.60
(2) Diluted		(0.09)	1.60

Summary of significant accounting policies 3

The accompanying notes are an integral part of the financial statements.

As per our report of even date

For MNV & CO.  
Firm Reg. No.: 023682N  
Chartered Accountants

Vikrant Suri  
Partner  
Membership No.: 505887



For and on behalf of the Board of Directors of  
BHUMIKA PROMOTERS PRIVATE LIMITED

V. Radha Krishna  
Director  
DIN- 05268278

New Delhi

25 MAY 2017

Mahesh Pal Singh  
Director  
DIN- 07108963

New Delhi

25 MAY 2017

Place : New Delhi

Date : 25 MAY 2017

**BRIJBASI PROJECTS PRIVATE LIMITED**  
**STANDALONE BALANCE SHEET AS AT 31 MARCH 2017**  
(Amount in Rupees, unless otherwise stated)

	Notes	As at 31 March 2017	As at 31 March 2016	As at 1 April 2015
<b>ASSETS</b>				
<b>Non-current assets</b>				
Financial Assets				
Investments	4	4,00,000	4,00,000	4,00,000
		4,00,000	4,00,000	4,00,000
<b>Current assets</b>				
Inventories	5	23,51,96,594	23,41,79,413	23,41,79,413
Financial assets				
Cash and cash equivalents	6	11,567	8,812	20,259
Other financial assets	7	2,45,47,249	2,51,32,764	2,51,32,764
Other current assets	8	13,120	-	4,87,909
		25,97,68,530	25,93,20,989	25,98,20,345
<b>Total Assets</b>		<b>26,01,68,530</b>	<b>25,97,20,989</b>	<b>26,02,20,345</b>
<b>EQUITY AND LIABILITIES</b>				
<b>Equity</b>				
Equity share capital	9	1,00,000	1,00,000	1,00,000
Other equity	10			
Retained Earnings		(7,38,87,195)	(7,38,78,110)	(7,38,60,002)
<b>Total equity</b>		<b>(7,37,87,195)</b>	<b>(7,37,78,110)</b>	<b>(7,37,60,002)</b>
<b>LIABILITIES</b>				
<b>Current liabilities</b>				
Financial liabilities				
Trade payables	11	11,500	12,270	5,618
Other current liabilities	12	33,39,44,225	33,34,86,829	33,39,71,679
Provisions	13	-	-	3,050
<b>Total liabilities</b>		<b>33,39,55,725</b>	<b>33,34,99,099</b>	<b>33,39,80,347</b>
<b>Total Equity and Liabilities</b>		<b>26,01,68,530</b>	<b>25,97,20,989</b>	<b>26,02,20,345</b>

Summary of significant accounting policies 3

The accompanying notes are an integral part of the financial statements.

As per our report of even date

For MNV & CO.  
Firm Reg. No.: 023682N  
Chartered Accountants

Vikram Shri  
Partner  
Membership No.: 505887



Place : New Delhi  
Date :

24 MAY 2017

For and on behalf of the Board of Directors of  
BRIJBASI PROJECTS PRIVATE LIMITED

Sanjay Kumar  
Director  
DIN- 02812027

NEW DELHI  
24 MAY 2017

Asim Kalia  
Director  
DIN- 03048820

NEW DELHI  
24 MAY 2017

**BRIJBASI PROJECTS PRIVATE LIMITED**  
**STANDALONE STATEMENT OF PROFIT AND LOSS FOR THE YEAR ENDED 31 MARCH 2017**  
(Amount in Rupees, unless otherwise stated)

Particulars	Notes	31 March 2017	31 March 2016
<b>Total Income (I)</b>		-	-
<b>EXPENSES</b>			
Other expenses	14	8,670	18,039
Finance costs	15	415	69
<b>Total Expenses (II)</b>		9,085	18,108
<b>Profit/(Loss) before tax from operations (I-II)</b>		(9,085)	(18,108)
<b>Tax expense:</b>			
Current Tax		-	-
<b>Profit/(Loss) for the year from operations</b>		(9,085)	(18,108)
<b>Other Comprehensive Income</b>		-	-
<b>Total other comprehensive income for the year, net of tax</b>		-	-
<b>Total comprehensive income/(loss) for the year, net of tax</b>		(9,085)	(18,108)
<b>Earnings per equity share (computed on the basis of profit/(loss) for the year):</b>	16		
(1) Basic		(0.91)	(1.81)
(2) Diluted		(0.91)	(1.81)
<b>Summary of significant accounting policies</b>	3		

The accompanying notes are an integral part of the financial statements.

As per our report of even date

For MNV & CO.  
Firm Reg. No.: 023682N  
Chartered Accountants

Vikrant Suri  
Partner  
Membership No.: 505887

Place: New Delhi  
Date: 24 MAY 2017

For and on behalf of the Board of Directors of  
BRIJBASI PROJECTS PRIVATE LIMITED

Sanjay Kumar  
Director  
DIN- 02812027

NEW DELHI  
24 MAY 2017

Ajeem Kalia  
Director  
DIN- 03048820

NEW DELHI  
24 MAY 2017



Brilliant Build Tech Private Limited  
BALANCE SHEET AS AT 31 MARCH 2017  
(Amount in Rupees, unless otherwise stated)

	Notes	As at 31 March 2017	As at 31 March 2016	As at 1 April 2015
<b>ASSETS</b>				
<b>Non-current assets</b>				
Property, plant and equipment	4	23,708	46,160	72,040
Investment property	5	7,55,90,961	6,44,86,511	6,55,69,068
		<u>7,56,14,669</u>	<u>6,45,32,671</u>	<u>6,56,41,108</u>
<b>Current assets</b>				
Inventories	6	10,31,32,832	11,55,14,278	11,55,14,278
Financial assets				
Cash and cash equivalents	7	42,22,682	27,13,589	35,09,626
Other bank balances	8	-	33,59,308	31,60,538
Other financial assets	9	1,97,63,038	1,09,62,365	60,62,700
Other current assets	10	1,61,616	2,85,706	10,68,902
		<u>12,72,80,168</u>	<u>13,28,35,248</u>	<u>12,93,16,044</u>
<b>Total Assets</b>		<u><b>20,28,94,837</b></u>	<u><b>19,73,67,919</b></u>	<u><b>19,49,57,152</b></u>
<b>EQUITY AND LIABILITIES</b>				
<b>Equity</b>				
Equity share capital	11	1,00,000	1,00,000	1,00,000
Other equity				
Retained earnings	12	(15,77,30,362)	(16,38,14,242)	(17,09,37,039)
<b>Total equity</b>		<u><b>(15,76,30,362)</b></u>	<u><b>(16,37,14,242)</b></u>	<u><b>(17,08,37,039)</b></u>
<b>Current liabilities</b>				
Financial liabilities				
Borrowings	13	34,50,77,171	34,79,21,556	35,25,48,744
Trade payables	14	62,67,599	44,74,439	29,30,975
Other financial liabilities	15	51,24,820	50,71,910	70,10,214
Other current liabilities	16	37,05,632	36,14,255	33,04,258
Provisions	17	3,49,977	-	-
<b>Total liabilities</b>		<u><b>36,05,25,199</b></u>	<u><b>36,10,82,160</b></u>	<u><b>36,57,94,191</b></u>
<b>Total Equity and Liabilities</b>		<u><b>20,28,94,837</b></u>	<u><b>19,73,67,919</b></u>	<u><b>19,49,57,152</b></u>

Summary of significant accounting policies

3

The accompanying notes are an integral part of the financial statements.

As per our report of even date

For Rajeev & Ajay  
Firm registration No : 009977N  
Chartered Accountants

Rajeev Sabharwal  
Partner  
Membership No.:084833

Place : New Delhi  
Date :

24 MAY 2017

For and on behalf of the Board of Directors of  
Brilliant Build Tech Private Limited

Jairaj Vikas Verma  
Director  
DIN-07560019

Bipin Kumar Mishra  
Director  
DIN-06573752

**Brilliant Build Tech Private Limited**  
**STATEMENT OF PROFIT AND LOSS FOR THE YEAR ENDED 31 MARCH 2017**  
(Amount in Rupees, unless otherwise stated)

Particulars	Notes	31 March 2017	31 March 2016
Revenue from operations	18	4,22,59,888	4,18,65,313
Other income	19	1,74,546	8,22,949
<b>Total Income (I)</b>		<b>4,24,34,434</b>	<b>4,26,88,262</b>
<b>EXPENSES</b>			
Depreciation and amortization expense	20	12,99,448	11,08,437
Other expenses	21	3,36,12,424	3,20,25,112
Finance costs	22	1,76,482	98,250
<b>Total Expenses (II)</b>		<b>3,50,88,354</b>	<b>3,32,31,799</b>
<b>Profit/(Loss) before tax from continuing operations (I-II)</b>		<b>73,46,080</b>	<b>94,56,463</b>
<b>Tax expense:</b>			
Current tax		12,62,200	23,33,666
<b>Profit for the year from continuing operations</b>		<b>60,83,880</b>	<b>71,22,797</b>
Other comprehensive income		-	-
<b>Total other comprehensive income for the year, net of tax</b>		<b>-</b>	<b>-</b>
<b>Total comprehensive income for the year, net of tax</b>		<b>60,83,880</b>	<b>71,22,797</b>
Earnings per equity share (computed on the basis of profit for the year):	23		
(1) Basic		608.39	712.28
(2) Diluted		608.39	712.28
Summary of significant accounting policies	3		

The accompanying notes are an integral part of the financial statements.

As per our report of even date

For Rajeev & Ajay  
Firm registration No : 009977N  
Chartered Accountants

Rajeev Sabharwal  
Partner  
Membership No.:084833

Place : New Delhi

Date : 24 MAY 2017

For and on behalf of the Board of Directors of  
**Brilliant Build Tech Private Limited**

Jaijaj Vikas Verma  
Director  
DIN-07560019

Bipin Kumar Mishra  
Director  
DIN-06573752

**Budget Hotels India Private Limited**  
**Balance Sheet as at 31 March 2017**

	Notes	March 31, 2017 Rs.	March 31, 2016 Rs.
<b>EQUITY AND LIABILITIES</b>			
<b>Shareholders' Funds</b>			
Share Capital	3	193,670,990	193,670,990
Reserves and surplus	4	(69,259,047)	(68,802,037)
		<u>124,411,943</u>	<u>124,868,953</u>
Share application money pending allotment		10	10
		<u>10</u>	<u>10</u>
<b>Current liabilities</b>			
Trade payables	5	-	-
-total outstanding dues of micro and small enterprises		-	-
-total outstanding dues other than micro and small enterprises		81,264	177,778
Other current liabilities	5	-	-
		<u>81,264</u>	<u>177,778</u>
<b>TOTAL ASSETS</b>		<u><b>124,493,218</b></u>	<u><b>125,046,741</b></u>
<b>Non-current assets</b>			
Fixed assets			
Tangible assets	6	63,131,119	63,131,119
Capital work-in-progress		38,017,204	38,017,204
		<u>101,148,323</u>	<u>101,148,323</u>
<b>Current assets</b>			
Cash and Bank balances	7	3,296,314	3,895,382
Short-term loans and advances	8	20,048,580	20,003,037
		<u>23,344,894</u>	<u>23,898,419</u>
<b>TOTAL</b>		<u><b>124,493,218</b></u>	<u><b>125,046,741</b></u>

Summary of significant accounting policies 2.1

The accompanying notes are an integral part of the financial statements.

As per our report of even date

For Rajeev & Ajay  
Firm Reg. No.: 009977N  
Chartered Accountants

Rajeev Sabharwal  
Partner  
Membership No.: 84833

For and on behalf of the Board of Directors of  
Budget Hotels India Private Limited

Ranjit Sarkar  
Director  
DIN-06785561

Balvinder Sahrawat  
Director  
DIN-07096881

Place : New Delhi

Date : 4/9/2017



**Budget Hotels India Private Limited**

**Statement of profit and loss for the year ended 31 March 2017**

	Notes	March 31, 2017 Rs.	March 31, 2016 Rs.
<b>Continuing Operations</b>			
<b>INCOME</b>			
Other Income	9	343,792	670,012
<b>Total revenue (I)</b>		<b>343,792</b>	<b>670,012</b>
<b>EXPENSES</b>			
Employee Benefit Expense	10	621,000	609,717
Other expenses	11	179,803	25,943,219
<b>Total (II)</b>		<b>800,803</b>	<b>26,552,936</b>
<b>Earnings before interest, tax, depreciation and amortization (EBITDA)</b>			
<b>(I) - (II)</b>		<b>(457,010)</b>	<b>(25,882,924)</b>
<b>Profit/ (loss) before tax</b>		<b>(457,010)</b>	<b>(25,882,924)</b>
<b>Tax expenses</b>			
Current tax		-	-
<b>Total tax expenses</b>		<b>-</b>	<b>-</b>
<b>Profit/(loss) for the year (A+B)</b>		<b>(457,010)</b>	<b>(25,882,924)</b>

**Earning per equity share [nominal value of share Rs. 10 (31 March 2016: Rs. 10)]**

12

**Basic**

Computed on the basic of profit from continuing operations  
Computed on the basic of total profit for the year

(0.02)  
(0.02)

(1.34)  
(1.34)

**Diluted**

Computed on the basic of profit from continuing operations  
Computed on the basic of total profit for the year

(0.02)  
(0.02)

(1.34)  
(1.34)

Summary of significant accounting policies

The accompanying notes are an integral part of the financial statements.

2.1

As per our report of even date

**For Rajeev & Ajay**  
**Firm Reg. No.: 009977N**  
**Chartered Accountants**

  
**Rajeev Sabharwal**  
**Partner**  
**Membership No.:84833**

**For and on behalf of the Board of Directors of**  
**Budget Hotels India Private Limited**



**Ranjit Sarkar**  
**Director**  
**DIN-06785561**

**Balvinder Sahrawat**  
**Director**  
**DIN-07096881**

**Place : New Delhi**

**Date : 4/09/2017**

**CALYPSO PROPERTIES PRIVATE LIMITED**  
**BALANCE SHEET AS AT 31 MARCH 2017**  
(Amount in Rupees, unless otherwise stated)

	Notes	As at 31 March 2017	As at 31 March 2016	As at 1 April 2015
<b>ASSETS</b>				
<b>Current assets</b>				
Inventories	4	35,749,950	35,749,950	35,749,950
Financial assets				
Cash and cash equivalents	5	5,889,898	11,625	20,219
Other current assets	6	3,557,500	3,557,500	3,557,500
		45,197,348	39,319,075	39,327,669
<b>Total Assets</b>		45,197,348	39,319,075	39,327,669
<b>EQUITY AND LIABILITIES</b>				
<b>Equity</b>				
Equity share capital	7	100,000	100,000	100,000
Other equity	8	(160,283)	(152,576)	(143,665)
Retained Earnings		(60,283)	(52,576)	(43,665)
<b>Total equity</b>				
<b>LIABILITIES</b>				
<b>Current liabilities</b>				
Financial liabilities				
Trade payables	9	38,263,804	38,256,799	38,256,692
Other financial liabilities	10	6,463,275	600,000	600,000
Other current liabilities	11	530,552	514,852	514,642
<b>Total liabilities</b>		45,257,631	39,371,651	39,371,334
<b>Total Equity and Liabilities</b>		45,197,348	39,319,075	39,327,669

Summary of significant accounting policies

3

The accompanying notes are an integral part of the financial statements.

As per our report of even date

For Sanjay Rastogi & Associates  
Firm registration No : 014056N  
Chartered Accountants

CA Sanjay Rastogi  
PROP.  
Membership No. : 075033

Place : New Delhi  
Date : 24.05.2017



For and on behalf of the Board of Directors of  
**CALYPSO PROPERTIES PRIVATE LIMITED**

Kamal Kant Sengal  
Director  
Din-03069548

Pankaj Sharma  
Director  
DIN-07034894

*(Handwritten signature)*

**CALYPSO PROPERTIES PRIVATE LIMITED**  
**STATEMENT OF PROFIT AND LOSS FOR THE YEAR ENDED 31 MARCH 2017**  
(Amount in Rupees, unless otherwise stated)

Particulars	Notes	31 March 2017	31 March 2016
Continuing operations			
Total Income (I)		-	-
<b>EXPENSES</b>			
Other expenses	12	7,005	8,471
Finance costs	13	702	440
Total Expenses (II)		7,707	8,911
Loss before tax from continuing operations (I-II)		(7,707)	(8,911)
Tax expense:			
Current Tax		-	-
Loss for the year from continuing operations		(7,707)	(8,911)
Other Comprehensive Income		-	-
Total other comprehensive income for the year, net of tax		-	-
Total comprehensive loss for the year, net of tax		(7,707)	(8,911)
Earnings per equity share (computed on the basis of profit/(loss) for the year):	14		
(1) Basic		(0.77)	(0.89)
(2) Diluted		(0.77)	(0.89)

Summary of significant accounting policies 3

The accompanying notes are an integral part of the financial statements.

As per our report of even date

For Sanjay Rastogi & Associates  
Firm registration No : 014056N  
Chartered Accountants

CA Sanjay Rastogi  
P.R.O.P.  
Membership No. : 075033

Place : New Delhi  
Date : 24.05.2017

For and on behalf of the Board of Directors of  
**CALYPSO PROPERTIES PRIVATE LIMITED**

Kamal Kant Sehgal  
Director  
Din-03069548

Pankaj Sharma  
Director  
DIN-07034894



**CAMAREDERIE PROPERTIES PRIVATE LIMITED**  
**STANDALONE BALANCE SHEET AS AT 31 MARCH 2017**  
(Amount in Rupees, unless otherwise stated)

	Notes	As at 31 March 2017	As at 31 March 2016	As at 1 April 2015
<b>ASSETS</b>				
<b>Non-current assets</b>				
Financial Assets				
Investments	4	35,02,750	84,58,750	3,28,48,825
		<u>35,02,750</u>	<u>84,58,750</u>	<u>3,28,48,825</u>
<b>Current assets</b>				
Inventories	5	6,44,80,918	6,44,80,918	6,44,80,918
Financial assets				
Cash and cash equivalents	6	19,484	-	20,742
Other financial assets	7	1,18,30,259	72,19,232	72,19,232
Other current assets	8	-	1,00,000	-
		<u>7,63,30,661</u>	<u>7,18,00,150</u>	<u>7,17,20,892</u>
<b>Total Assets</b>		<u><b>7,98,33,411</b></u>	<u><b>8,02,58,900</b></u>	<u><b>10,45,69,717</b></u>
<b>EQUITY AND LIABILITIES</b>				
<b>Equity</b>				
Equity share capital	9	1,00,000	1,00,000	1,00,000
Other equity	10			
Retained Earnings		43,29,483	(57,87,813)	(58,63,125)
<b>Total equity</b>		<u><b>44,29,483</b></u>	<u><b>(56,87,813)</b></u>	<u><b>(57,63,125)</b></u>
<b>LIABILITIES</b>				
<b>Current liabilities</b>				
Financial liabilities				
Trade payables	11	11,500	11,450	5,618
Other financial liabilities	12	1,00,000	1,73,039	1,00,000
Other current liabilities	13	7,47,01,327	8,57,62,224	11,02,27,224
Provisions	14	5,91,100	-	-
<b>Total liabilities</b>		<u><b>7,54,03,927</b></u>	<u><b>8,59,46,713</b></u>	<u><b>11,03,32,842</b></u>
<b>Total Equity and Liabilities</b>		<u><b>7,98,33,411</b></u>	<u><b>8,02,58,900</b></u>	<u><b>10,45,69,717</b></u>

Summary of significant accounting policies 3

The accompanying notes are an integral part of the financial statements.

As per our report of even date

For MNV & CO.  
Firm Reg. No.: 023682N  
Chartered Accountants

Vikram Suri  
Partner  
Membership No.: 505887

For and on behalf of the Board of Directors of  
CAMAREDERIE PROPERTIES PRIVATE LIMITED

Varun Aggarwal  
Director  
DIN- 06966535

Arvind Kumar Gupta  
Director  
DIN- 06784492

Place : New Delhi

Date : 24 MAY 2017

New Delhi  
24 MAY 2017

New Delhi  
24 MAY 2017

**CAMAREDERIE PROPERTIES PRIVATE LIMITED**  
**STANDALONE STATEMENT OF PROFIT AND LOSS FOR THE YEAR ENDED 31 MARCH 2017**  
(Amount in Rupees, unless otherwise stated)

Particulars	Notes	31 March 2017	31 March 2016
Other Income	15	1,27,15,924	88,023
<b>Total Income (I)</b>		<b>1,27,15,924</b>	<b>88,023</b>
<b>EXPENSES</b>			
Other expenses	16	7,441	12,659
Finance costs	17	86	52
<b>Total Expenses (II)</b>		<b>7,527</b>	<b>12,711</b>
<b>Profit/(Loss) before tax from operations (I-II)</b>		<b>1,27,08,397</b>	<b>75,312</b>
<b>Tax expense:</b>			
Current Tax		25,91,100	-
<b>Profit/(Loss) for the year from operations</b>		<b>1,01,17,297</b>	<b>75,312</b>
<b>Other Comprehensive Income</b>			
<b>Total other comprehensive income for the year, net of tax</b>			
<b>Total comprehensive income/(loss) for the year, net of tax</b>		<b>1,01,17,297</b>	<b>75,312</b>
Earnings per equity share (computed on the basis of profit/(loss) for the year):	18		
(1) Basic		1,011.73	7.53
(2) Diluted		1,011.73	7.53
Summary of significant accounting policies	3		
The accompanying notes are an integral part of the financial statements.			
As per our report of even date			

For MNV & CO.  
Firm Reg. No.: 023682N  
Chartered Accountants

Vibrant Suri  
Partner  
Membership No.: 505887



For and on behalf of the Board of Directors of  
CAMAREDERIE PROPERTIES PRIVATE LIMITED

Varun Aggarwal  
Director  
DIN- 06966535

Arvind Kumar Gupta  
Director  
DIN- 06785492

Place : New Delhi  
Date :

24 MAY 2017

New Delhi  
24 MAY 2017

New Delhi  
24 MAY 2017

**CAMELLIA PROPERTIES PRIVATE LIMITED**  
**BALANCE SHEET AS AT 31 MARCH 2017**  
(Amount in Rupees, unless otherwise stated)

**ASSETS**

**Current assets**

Financial assets  
Cash and cash equivalents  
Other current assets

**Total Assets**

**EQUITY AND LIABILITIES**

**Equity**

Equity share capital  
Other equity  
Retained Earnings

**Total equity**

**LIABILITIES**

**Current liabilities**

Financial liabilities  
Trade payables  
Other current liabilities  
Total liabilities

**Total Equity and Liabilities**

Summary of significant accounting policies

The accompanying notes are an integral part of the financial statements.

As per our report of even date

For Sanjay Rastogi & Associates  
Firm registration No : 014056N  
Chartered Accountants

CA Sanjay Rastogi  
PROP.  
Membership No. : 075033

Place : New Delhi  
Date : 24.05.2017

Notes	As at 31 March 2017	As at 31 March 2016	As at 1 April 2015
4	12,702	4,798	16,545
5	3,690	3,690	-
	<u>16,392</u>	<u>8,488</u>	<u>16,545</u>
	<u>16,392</u>	<u>8,488</u>	<u>16,545</u>
6	100,000	100,000	100,000
7	(2,213,680)	(2,206,867)	(2,198,395)
	<u>(2,113,680)</u>	<u>(2,106,867)</u>	<u>(2,098,395)</u>
8	5,750	6,033	5,618
9	2,124,322	2,109,322	2,109,322
	<u>2,130,072</u>	<u>2,115,355</u>	<u>2,114,940</u>
	<u>16,392</u>	<u>8,488</u>	<u>16,545</u>

3

For and on behalf of the Board of Directors of  
**CAMELLIA PROPERTIES PRIVATE LIMITED**

Shishir Lal  
Director  
DIN-02210170

Pankaj Sharma  
Director  
DIN-07034894



**CAMELLIA PROPERTIES PRIVATE LIMITED**  
**STATEMENT OF PROFIT AND LOSS FOR THE YEAR ENDED 31 MARCH 2017**  
(Amount in Rupees, unless otherwise stated)

Particulars	Notes	31 March 2017	31 March 2016
Continuing operations			
Total Income (I)		-	-
<b>EXPENSES</b>			
Other expenses	10	6,698	8,472
Finance costs	11	115	-
Total Expenses (II)		6,813	8,472
Loss before tax from continuing operations (I-II)		(6,813)	(8,472)
Tax expense:			
Current Tax		-	-
Loss for the year from continuing operations		(6,813)	(8,472)
Other comprehensive income		-	-
Total other comprehensive loss for the year, net of tax		-	-
Total comprehensive income for the year, net of tax		(6,813)	(8,472)
Earnings per equity share (computed on the basis of profit/(loss) for the year):	12		
(1) Basic		(0.68)	(0.85)
(2) Diluted		(0.68)	(0.85)

Summary of significant accounting policies

3

The accompanying notes are an integral part of the financial statements.

As per our report of even date

For Sanjay Rastogi & Associates  
Firm registration No : 014056N  
Chartered Accountants

CA Sanjay Rastogi

PRoP

Membership No. : 075033



For and on behalf of the Board of Directors of  
**CAMELLIA PROPERTIES PRIVATE LIMITED**

Shishir Lal

Director

DIN-02210170

Pankaj Sharma

Pankaj Sharma

Director

DIN-07034894

Place : New Delhi

Date : 24.05.2017

**CAPEX PROJECTS PRIVATE LIMITED**  
**BALANCE SHEET AS AT 31 MARCH 2017**  
(Amount in Rupees, unless otherwise stated)

	Notes	As at 31 March 2017	As at 31 March 2016	As at 1 April 2015
<b>ASSETS</b>				
<b>Current assets</b>				
Inventories	4	9,35,64,709	9,35,64,709	9,35,64,709
Financial assets				
Cash and cash equivalents	5	12,655	1,10,051	15,497
Other financial assets	6	91,44,882	44,12,454	44,12,454
Other current assets	7	34,547	-	-
<b>Total Assets</b>		<b>10,27,56,793</b>	<b>9,80,87,214</b>	<b>9,79,92,660</b>
<b>EQUITY AND LIABILITIES</b>				
<b>Equity</b>				
Equity share capital	8	1,00,000	1,00,000	1,00,000
Other equity	9			
Retained Earnings		(98,53,146)	(98,30,557)	(98,21,504)
<b>Total equity</b>		<b>(97,53,146)</b>	<b>(97,30,557)</b>	<b>(97,21,504)</b>
<b>LIABILITIES</b>				
<b>Current liabilities</b>				
Financial liabilities				
Trade payables	10	5,750	5,725	37,118
Other current liabilities	11	11,25,04,189	10,78,12,046	10,76,77,046
<b>Total liabilities</b>		<b>11,25,09,939</b>	<b>10,78,17,771</b>	<b>10,77,14,164</b>
<b>Total Equity and Liabilities</b>		<b>10,27,56,793</b>	<b>9,80,87,214</b>	<b>9,79,92,660</b>

Summary of significant accounting policies 3

The accompanying notes are an integral part of the financial statements.

As per our report of even date

For MNV & CO.  
Firm Reg. No.: 023682N  
Chartered Accountants

Vikram Suri  
Partner  
Membership No.: 505887



Place : New Delhi

Date : 24 MAY 2017

For and on behalf of the Board of Directors of  
CAPEX PROJECTS PRIVATE LIMITED

Aashutosh Sharma  
Director  
DIN- 06881665

New Delhi  
24 MAY 2017

Arvind Kumar Gupta  
Director  
DIN- 06785492

New Delhi  
24 MAY 2017

CAPEX PROJECTS PRIVATE LIMITED  
STATEMENT OF PROFIT AND LOSS FOR THE YEAR ENDED 31 MARCH 2017  
(Amount in Rupees, unless otherwise stated)

Particulars	Notes	31 March 2017	31 March 2016
<b>Total Income (I)</b>		-	-
<b>EXPENSES</b>			
Other expenses	12	22,445	8,984
Finance costs	13	144	69
<b>Total Expenses (II)</b>		<b>22,589</b>	<b>9,053</b>
<b>Profit/(Loss) before tax from operations (I-II)</b>		<b>(22,589)</b>	<b>(9,053)</b>
<b>Tax expense:</b>			
Current Tax		-	-
<b>Profit/(Loss) for the year from operations</b>		<b>(22,589)</b>	<b>(9,053)</b>
<b>Other Comprehensive Income</b>		-	-
<b>Total other comprehensive income for the year, net of tax</b>		-	-
<b>Total comprehensive income/(loss) for the year, net of tax</b>		<b>(22,589)</b>	<b>(9,053)</b>
Earnings per equity share (computed on the basis of profit/(loss) for the year):	14		
(1) Basic		(2.26)	(0.91)
(2) Diluted		(2.26)	(0.91)

Summary of significant accounting policies 3

The accompanying notes are an integral part of the financial statements.

As per our report of even date

For MNV & CO.  
Firm Reg. No.: 023682N  
Chartered Accountants

Vikrant Suri  
Partner  
Membership No.: 505887



Place : New Delhi

Date : 24 MAY 2017

For and on behalf of the Board of Directors of  
CAPEX PROJECTS PRIVATE LIMITED

Aashutosh Sharma  
Director  
DIN- 06881665

New Delhi  
24 MAY 2017

Arvind Kumar Gupta  
Director  
DIN- 05785492

New Delhi  
24 MAY 2017



**CASING PROPERTIES PRIVATE LIMITED**  
**BALANCE SHEET AS AT 31 MARCH 2017**  
(Amount in Rupees, unless otherwise stated)

**ASSETS**

**Current assets**

Inventories	4	42,696,058	43,963,395	43,963,395
Financial assets				
Cash and cash equivalents	5	3,216	116,138	13,560
Other financial assets	6	4,465,723	4,465,723	4,465,723
Other current assets	7	84,262	-	146,320

**Total Assets**

Notes

As at 31 March 2017	As at 31 March 2016	As at 1 April 2015
------------------------	------------------------	-----------------------

**EQUITY AND LIABILITIES**

**Equity**

Equity share capital	8	100,000	100,000	100,000
Other equity	9			
Retained Earnings		(1,890,782)	(1,882,161)	(2,147,691)
<b>Total equity</b>		<b>(1,790,782)</b>	<b>(1,782,161)</b>	<b>(2,047,691)</b>

**LIABILITIES**

**Current liabilities**

Financial liabilities				
Trade payables	10	5,750	12,346	5,618
Other financial liabilities	11	-	100,000	-
Other current liabilities	12	49,034,290	50,215,071	50,631,071

**Total liabilities**

**Total Equity and Liabilities**

As at 31 March 2017	As at 31 March 2016	As at 1 April 2015
47,249,259	48,545,256	48,588,998

Summary of significant accounting policies

3

The accompanying notes are an integral part of the financial statements.

As per our report of even date

For Rajeev & Ajay  
Firm registration No : 009977N  
Chartered Accountants

Rajeev Sabharwal  
Partner  
Membership No. : 084833



For and on behalf of the Board of Directors of  
**CASING PROPERTIES PRIVATE LIMITED**

Akshat Maheshwari  
Director  
DIN-07504909

Chandra Shekher Joshi  
Director  
DIN-07099624

Place : New Delhi

Date : 24 MAY 2017

**CASING PROPERTIES PRIVATE LIMITED**  
**STATEMENT OF PROFIT AND LOSS FOR THE YEAR ENDED 31 MARCH 2017**  
(Amount in Rupees, unless otherwise stated)

Particulars	Notes	31 March 2017	31 March 2016
Continuing operations			
Other Income	13	-	273,592
<b>Total Income (I)</b>		-	273,592
<b>EXPENSES</b>			
Other expenses	14	8,338	8,062
Finance costs	15	282	-
<b>Total Expenses (II)</b>		8,620	8,062
<b>Profit/(Loss) before tax from continuing operations (I-II)</b>		(8,620)	265,530
Tax expense:			
Current Tax		-	-
<b>Profit/(Loss) for the year from continuing operations</b>		(8,620)	265,530
<b>Other comprehensive income</b>		-	-
<b>Total other comprehensive income for the year, net of tax</b>		-	-
<b>Total comprehensive income/(loss) for the year, net of tax</b>		(8,620)	265,530
Earnings per equity share (computed on the basis of profit/(loss) for the year):	16		
(1) Basic		(0.86)	26.55
(2) Diluted		(0.86)	26.55

Summary of significant accounting policies 3

The accompanying notes are an integral part of the financial statements.

As per our report of even date

For Rajeev & Ajay  
Firm registration No : 009977N/  
Chartered Accountants

Rajeev Sabharwal  
Partner  
Membership No. : 084833



For and on behalf of the Board of Directors of  
**CASING PROPERTIES PRIVATE LIMITED**

Akshat Maheshwari  
Director  
DIN-07504909

Chandra Shekher Joshi  
Director  
DIN-07099624

Place : New Delhi

Date : 24 MAY 2017

**CASSOCK PROPERTIES PRIVATE LIMITED**  
**BALANCE SHEET AS AT 31 MARCH 2017**  
(Amount in Rupees, unless otherwise stated)

	Notes	As at 31 March 2017	As at 31 March 2016	As at 1 April 2015
<b>ASSETS</b>				
Current assets				
Inventories	4	28,759,893	28,759,893	28,759,893
Financial assets				
Cash and cash equivalents	5	4,845	5,193	5,287
Other financial assets	6	11,422	11,422	11,422
<b>Total Assets</b>		<b>28,776,160</b>	<b>28,776,508</b>	<b>28,776,602</b>
<b>EQUITY AND LIABILITIES</b>				
Equity				
Equity share capital	7	100,000	100,000	100,000
Other equity				
Retained Earnings	8	(330,989)	(320,794)	(409,415)
<b>Total equity</b>		<b>(230,989)</b>	<b>(220,794)</b>	<b>(309,415)</b>
<b>LIABILITIES</b>				
Current liabilities				
Financial liabilities				
Trade payables	9	5,750	14,903	5,618
Other current liabilities	10	29,001,399	28,982,399	29,080,399
<b>Total liabilities</b>		<b>29,007,149</b>	<b>28,997,302</b>	<b>29,086,017</b>
<b>Total Equity and Liabilities</b>		<b>28,776,160</b>	<b>28,776,508</b>	<b>28,776,602</b>

Summary of significant accounting policies

3

The accompanying notes are an integral part of the financial statements.

As per our report of even date

For Rajeev & Ajay  
Firm registration No : 009977N  
Chartered Accountants

Rajeev Sabharwal  
Partner  
Membership No. : 084833



Place : New Delhi

Date : 24 MAY 2017

For and on behalf of the Board of Directors of  
**CASSOCK PROPERTIES PRIVATE LIMITED**

Ranjit Sarkar  
Director  
DIN-06785561

Arvind Kumar Gupta  
Director  
DIN-06785492



**CASSOCK PROPERTIES PRIVATE LIMITED**  
**STATEMENT OF PROFIT AND LOSS FOR THE YEAR ENDED 31 MARCH 2017**  
(Amount in Rupees, unless otherwise stated)

	Notes	31 March 2017	31 March 2016
Continuing operations			
Other Income	11	-	98,828
Total Income (I)		-	98,828
EXPENSES			
Other expenses	12	10,080	10,207
Finance costs	13	115	-
Total Expenses (II)		10,195	10,207
Profit/(Loss) before tax from continuing operations (I-II)		(10,195)	88,621
Tax expense:			
Current Tax		-	-
Profit/(Loss) for the year from continuing operations		(10,195)	88,621
Other comprehensive income		-	-
Total other comprehensive income for the year, net of tax		-	-
Total comprehensive income/(loss) for the year, net of tax		(10,195)	88,621
Earnings per equity share (computed on the basis of profit/(loss) for the year):	14		
(1) Basic		(1.02)	8.86
(2) Diluted		(1.02)	8.86

Summary of significant accounting policies 3

The accompanying notes are an integral part of the financial statements.

As per our report of even date

For Rajeev & Ajay  
Firm registration No : 009977N  
Chartered Accountants

Rajeev Sabharwal  
Partner  
Membership No. : 084833



For and on behalf of the Board of Directors of  
**CASSOCK PROPERTIES PRIVATE LIMITED**

Ranjit Sarkar  
Director  
DIN-06785561

Arvind Kumar Gupta  
Director  
DIN-06785492

Place : New Delhi

Date : 24 MAY 2017

**CATS EYE PROPERTIES PRIVATE LIMITED**  
**BALANCE SHEET AS AT 31 MARCH 2017**  
(Amount in Rupees, unless otherwise stated)

	Notes	As at 31 March 2017	As at 31 March 2016	As at 1 April 2015
<b>ASSETS</b>				
<b>Current assets</b>				
Inventories	4	9,89,32,686	9,89,32,686	9,89,32,686
Financial assets				
Cash and cash equivalents	5	3,254	11,581	13,654
Other current assets	6	-	-	-
<b>Total Assets</b>		<b>9,89,35,940</b>	<b>9,89,44,267</b>	<b>9,89,46,340</b>
<b>EQUITY AND LIABILITIES</b>				
<b>Equity</b>				
Equity share capital	7	1,00,000	1,00,000	1,00,000
Other equity	8			
Retained Earnings		38,44,359	38,52,096	17,82,591
<b>Total equity</b>		<b>39,44,359</b>	<b>39,52,096</b>	<b>18,82,591</b>
<b>LIABILITIES</b>				
<b>Current liabilities</b>				
Financial liabilities				
Trade payables	9	11,450	12,040	5,618
Other current liabilities	10	9,49,80,130	9,49,80,130	9,70,58,130
<b>Total liabilities</b>		<b>9,49,91,580</b>	<b>9,49,92,170</b>	<b>9,70,63,748</b>
<b>Total Equity and Liabilities</b>		<b>9,89,35,940</b>	<b>9,89,44,267</b>	<b>9,89,46,340</b>
Summary of significant accounting policies	3			

The accompanying notes are an integral part of the financial statements.

As per our report of even date

For MNV & CO.  
Firm Reg. No.: 023682N  
Chartered Accountants

Vikram Suri  
Partner  
Membership No.: 505887

For and on behalf of the Board of Directors of  
CATS EYE PROPERTIES PRIVATE LIMITED

Varun Aggarwal  
Director  
DIN- 06966535

Digvijay Singh  
Director  
DIN- 03465400

Place : New Delhi

Date : 24<sup>th</sup> May 2017

**CATS EYE PROPERTIES PRIVATE LIMITED**  
**STATEMENT OF PROFIT AND LOSS FOR THE YEAR ENDED 31 MARCH 2017**  
(Amount in Rupees, unless otherwise stated)

Particulars	Notes	31 March 2017	31 March 2016
Other Income	11	-	20,78,694
<b>Total Income (I)</b>		-	<b>20,78,694</b>
<b>EXPENSES</b>			
Other expenses	12	7,622	9,189
Finance costs	13	115	-
<b>Total Expenses (II)</b>		<b>7,737</b>	<b>9,189</b>
<b>Profit/(Loss) before tax from operations (I-II)</b>		<b>(7,737)</b>	<b>20,69,505</b>
<b>Tax expense:</b>			
Current Tax		-	-
<b>Profit/(Loss) for the year from operations</b>		<b>(7,737)</b>	<b>20,69,505</b>
<b>Other Comprehensive Income</b>		-	-
<b>Total other comprehensive income for the year, net of tax</b>		-	-
<b>Total comprehensive income/(loss) for the year, net of tax</b>		<b>(7,737)</b>	<b>20,69,505</b>
Earnings per equity share (computed on the basis of profit/(loss) for the year):	14		
(1) Basic		(0.77)	206.95
(2) Diluted		(0.77)	206.95
<b>Summary of significant accounting policies</b>	3		

The accompanying notes are an integral part of the financial statements.

As per our report of even date

For MNV & CO.  
Firm Reg. No.: 023682N  
Chartered Accountants

Vikram Suri  
Partner  
Membership No.: 505887



For and on behalf of the Board of Directors of  
**CATS EYE PROPERTIES PRIVATE LIMITED**

Varun Aggarwal  
Director  
DIN- 06966535

Digvijay Singh  
Director  
DIN- 03465400

Place : New Delhi

Date : 24<sup>th</sup> May 2017



**CHARBHUJA PROPERTIES PRIVATE LIMITED**  
**BALANCE SHEET AS AT 31 MARCH 2017**  
(Amount in Rupees, unless otherwise stated)

	Notes	As at 31 March 2017	As at 31 March 2016	As at 1 April 2015
<b>ASSETS</b>				
<b>Current assets</b>				
Inventories	4	81,37,43,382	81,06,12,048	81,06,12,048
Financial assets				
Cash and cash equivalents	5	11,289	8,230	9,329
Other current assets	6	-	-	2,36,693
<b>Total Assets</b>		<b>81,37,54,671</b>	<b>81,06,20,278</b>	<b>81,08,58,070</b>
<b>EQUITY AND LIABILITIES</b>				
<b>Equity</b>				
Equity share capital	7	1,00,000	1,00,000	1,00,000
Other equity	8			
Retained Earnings		9,77,702	9,86,668	8,68,667
<b>Total equity</b>		<b>10,77,702</b>	<b>10,86,668</b>	<b>9,68,667</b>
<b>LIABILITIES</b>				
<b>Current liabilities</b>				
Financial liabilities				
Trade payables	9	11,450	11,425	5,618
Other current liabilities	10	81,26,65,519	80,95,22,185	80,98,83,785
Provisions	11	-	-	-
<b>Total liabilities</b>		<b>81,26,76,969</b>	<b>80,95,33,610</b>	<b>80,98,89,403</b>
<b>Total Equity and Liabilities</b>		<b>81,37,54,671</b>	<b>81,06,20,278</b>	<b>81,08,58,070</b>

Summary of significant accounting policies 3

The accompanying notes are an integral part of the financial statements.

As per our report of even date

For MNV & CO.

Firm Reg. No.: 023682N

Chartered Accountants

Vikrant Suri  
Partner

Membership No.: 505887



For and on behalf of the Board of Directors of  
Charbhuj Properties Private Limited

Chandra Shekher Joshi  
Director  
DIN-07099624

New Delhi  
24 MAY 2017

Aseem Kalia  
Director  
DIN-03048820

New Delhi  
24 MAY 2017

Place : New Delhi

Date :

24 MAY 2017

**CHARBHUJA PROPERTIES PRIVATE LIMITED**  
**STATEMENT OF PROFIT AND LOSS FOR THE YEAR ENDED 31 MARCH 2017**  
(Amount in Rupees, unless otherwise stated)

Particulars	Notes	31 March 2017	31 March 2016
Other Income	12	-	1,26,473
<b>Total Income (I)</b>		<b>-</b>	<b>1,26,473</b>
<b>EXPENSES</b>			
Other expenses	13	8,851	8,472
Finance costs	14	115	-
<b>Total Expenses (II)</b>		<b>8,966</b>	<b>8,472</b>
<b>Profit(Loss) before tax from operations (I-II)</b>		<b>(8,966)</b>	<b>1,18,001</b>
<b>Tax expense:</b>			
Current Tax		-	-
<b>Profit(Loss) for the year from operations</b>		<b>(8,966)</b>	<b>1,18,001</b>
<b>Other comprehensive income/(loss)</b>		<b>-</b>	<b>-</b>
<b>Total other comprehensive income/(loss) for the year, net of tax</b>		<b>-</b>	<b>-</b>
<b>Total comprehensive income/(loss) for the year, net of tax</b>		<b>(8,966)</b>	<b>1,18,001</b>
Earnings per equity share (computed on the basis of profit/(loss) for the year):	15		
(1) Basic		(0.90)	11.80
(2) Diluted		(0.90)	11.80

Summary of significant accounting policies 3

The accompanying notes are an integral part of the financial statements.

As per our report of even date

For MNV & CO.  
Firm Reg. No.: 023682N  
Chartered Accountants

Vikrant Suri  
Partner  
Membership No.: 505887



For and on behalf of the Board of Directors of  
Charbhuja Properties Private Limited

Chandra Shekher Joshi  
Director  
DIN-07099624

Aseem Kalia  
Director  
DIN-03048820

Place : New Delhi

Date : 24 MAY 2017

New Delhi  
24 MAY 2017

New Delhi  
24 MAY 2017

**CHARISMATIC REALTORS PRIVATE LIMITED**  
**BALANCE SHEET AS AT 31 MARCH 2017**  
(Amount in Rupees, unless otherwise stated)

	Notes	As at 31 March 2017	As at 31 March 2016	As at 1 April 2015
<b>ASSETS</b>				
<b>Current assets</b>				
Inventories	4	1,88,14,000	1,88,14,000	1,88,14,000
Financial assets				
Cash and cash equivalents	5	3,847	11,661	14,429
Other current assets	6	714	2,772	2,772
<b>Total Assets</b>		<b>1,88,18,561</b>	<b>1,88,28,433</b>	<b>1,88,31,201</b>
<b>EQUITY AND LIABILITIES</b>				
<b>Equity</b>				
Equity share capital	7	1,00,000	1,00,000	1,00,000
Other equity	8			
Retained Earnings		12,18,595	12,28,492	12,37,067
<b>Total equity</b>		<b>13,18,595</b>	<b>13,28,492</b>	<b>13,37,067</b>
<b>LIABILITIES</b>				
<b>Current liabilities</b>				
Financial liabilities				
Trade payables	9	11,450	11,425	5,618
Other current liabilities	10	1,74,88,516	1,74,88,516	1,74,88,516
<b>Total liabilities</b>		<b>1,74,99,966</b>	<b>1,74,99,941</b>	<b>1,74,94,134</b>
<b>Total Equity and Liabilities</b>		<b>1,88,18,561</b>	<b>1,88,28,433</b>	<b>1,88,31,201</b>
Summary of significant accounting policies	3			

The accompanying notes are an integral part of the financial statements.

As per our report of even date

For MNV & CO.  
Firm Reg. No.: 23682N  
Chartered Accountants  
Vikram Suri  
Partner  
Membership No.: 505887



Place : New Delhi  
Date :

24 MAY 2017

For and on behalf of the Board of Directors of  
**CHARISMATIC REALTORS PRIVATE LIMITED**

*Ravi Sinha*

Ravi Sinha  
Director  
DIN- 00457329

New Delhi  
24 MAY 2017

*Pankaj Kishore Chaturvedi*

Pankaj Kishore Chaturvedi  
Director  
DIN- 07119298

New Delhi  
24 MAY 2017



**CHARISMATIC REALTORS PRIVATE LIMITED**  
**STATEMENT OF PROFIT AND LOSS FOR THE YEAR ENDED 31 MARCH 2017**  
(Amount in Rupees, unless otherwise stated)

Particulars	Notes	31 March 2017	31 March 2016
<b>Total Income (I)</b>		-	-
<b>EXPENSES</b>			
Other expenses	11	7,724	8,575
Finance costs	12	115	-
<b>Total Expenses (II)</b>		<u>7,839</u>	<u>8,575</u>
<b>Profit/(Loss) before tax from operations (I-II)</b>		<u>(7,839)</u>	<u>(8,575)</u>
<b>Tax expense:</b>			
Current Tax		2,058	-
<b>Profit/(Loss) for the year from operations</b>		<u>(9,897)</u>	<u>(8,575)</u>
<b>Other Comprehensive Income</b>		-	-
<b>Total other comprehensive income for the year, net of tax</b>		<u>-</u>	<u>-</u>
<b>Total comprehensive income/(loss) for the year, net of tax</b>		<u>(9,897)</u>	<u>(8,575)</u>
<b>Earnings per equity share (computed on the basis of profit/(loss) for the year):</b>	13		
(1) Basic		(0.99)	(0.86)
(2) Diluted		(0.99)	(0.86)

Summary of significant accounting policies 3

The accompanying notes are an integral part of the financial statements.

As per our report of even date

For MNV & CO.  
Firm Reg. No.: 023682N  
Chartered Accountants

Vikrant Suri  
Partner  
Membership No.: 505887



For and on behalf of the Board of Directors of  
**CHARISMATIC REALTORS PRIVATE LIMITED**

*Ravi Sinha*  
Ravi Sinha  
Director  
DIN- 00457329

*Pankaj Kishore Chaturvedi*  
Pankaj Kishore Chaturvedi  
Director  
DIN- 07119298

Place : New Delhi

Date : 24 MAY 2017

New Delhi 24 MAY 2017  
New Delhi 24 MAY 2017

**CHHAVI BUILDTECH PRIVATE LIMITED**  
**BALANCE SHEET AS AT 31 MARCH 2017**  
(Amount in Rupees, unless otherwise stated)

	Notes	As at 31 March 2017	As at 31 March 2016	As at 1 April 2015
<b>ASSETS</b>				
<b>Current assets</b>				
Inventories	4	30,96,05,063	30,96,05,063	30,96,05,063
<b>Financial assets</b>				
Cash and cash equivalents	5	3,911	13,104	1,952
Other financial assets	6	4,47,05,151	-	-
Other current assets	7	1,18,160	1,18,160	1,18,160
<b>Total Assets</b>		<b>35,44,32,285</b>	<b>30,97,36,327</b>	<b>30,97,25,175</b>
<b>EQUITY AND LIABILITIES</b>				
<b>Equity</b>				
Equity share capital	8	1,00,000	1,00,000	1,00,000
Other equity	9			
Retained Earnings		(28,45,982)	(28,34,147)	(28,20,809)
<b>Total equity</b>		<b>(27,45,982)</b>	<b>(27,34,147)</b>	<b>(27,20,809)</b>
<b>LIABILITIES</b>				
<b>Current liabilities</b>				
<b>Financial liabilities</b>				
Trade payables	10	5,750	15,108	5,618
Other current liabilities	11	35,71,72,517	31,24,55,366	31,24,40,366
<b>Total liabilities</b>		<b>35,71,78,267</b>	<b>31,24,70,474</b>	<b>31,24,45,984</b>
<b>Total Equity and Liabilities</b>		<b>35,44,32,285</b>	<b>30,97,36,327</b>	<b>30,97,25,175</b>

Summary of significant accounting policies

3

The accompanying notes are an integral part of the financial statements.

As per our report of even date

For Rajeev & Ajay  
Firm registration No : 00997734  
Chartered Accountants

Rajeev Sabharwal  
Partner  
Membership No. : 084833

Place : New Delhi  
Date : 24 MAY 2017

For and on behalf of the Board of Directors of  
CHHAVI BUILDTECH PRIVATE LIMITED

Rakesh Rockwell  
Director  
DIN-07119340

Khuliquz Zaman  
Director  
DIN-06849826

**CHHAVI BUILDTECH PRIVATE LIMITED**  
**STATEMENT OF PROFIT AND LOSS FOR THE YEAR ENDED 31 MARCH 2017**  
(Amount in Rupees, unless otherwise stated)

Particulars	Notes	31 March 2017	31 March 2016
Revenue From Operations			
Total Income (I)		-	-
<b>EXPENSES</b>			
Other expenses	12	11,720	12,872
Finance costs	13	115	466
Total Expenses (II)		11,835	13,338
Profit/(Loss) before tax from continuing operations (I-II)		(11,835)	(13,338)
Tax expense:			
Current Tax		-	-
Profit/(Loss) for the year from continuing operations		(11,835)	(13,338)
Other comprehensive income		-	-
Total other comprehensive income for the year, net of tax		-	-
Total comprehensive income/(loss) for the year, net of tax		(11,835)	(13,338)
Earnings per equity share (computed on the basis of profit/(loss) for the year):	14		
(1) Basic		(1.18)	(1.33)
(2) Diluted		(1.18)	(1.33)
Summary of significant accounting policies	3		

The accompanying notes are an integral part of the financial statements.

As per our report of even date

For Rajeev & Ajay  
Firm registration No : 009077N  
Chartered Accountants

Rajeev Sabharwal  
Partner  
Membership No. : 084833

Place : New Delhi

Date : 24 MAY 2017

For and on behalf of the Board of Directors of  
**CHHAVI BUILDTECH PRIVATE LIMITED**

Rakesh Rockwell  
Director  
DIN-07119340

Khanqiz Zaman  
Director  
DIN-06849826



**CHINTZ CONBUILD PRIVATE LIMITED**  
**BALANCE SHEET AS AT 31 MARCH 2017**  
(Amount in Rupees, unless otherwise stated)

**ASSETS**

**Current assets**

Inventories

Financial assets

Cash and cash equivalents

Other financial assets

Other current assets

**Total Assets**

Notes	As at 31 March 2017	As at 31 March 2016	As at 1 April 2015
4	26,06,86,920	26,89,17,844	26,89,17,844
5	8,375	12,199	20,514
6	73,98,972	-	-
7	-	-	-
	<b>26,80,94,267</b>	<b>26,89,30,042</b>	<b>26,89,38,358</b>

**EQUITY AND LIABILITIES**

**Equity**

Equity share capital

Other equity

Retained Earnings

**Total equity**

8	1,00,000	1,00,000	1,00,000
9	(3,31,876)	(2,96,200)	(2,87,777)
	<b>(2,31,876)</b>	<b>(1,96,200)</b>	<b>(1,87,777)</b>

**LIABILITIES**

**Current liabilities**

Financial liabilities

Trade payables

Other current liabilities

**Total liabilities**

**Total Equity and Liabilities**

10	5,750	5,725	5,618
11	26,83,20,393	26,91,20,517	26,91,20,517
	<b>26,83,26,143</b>	<b>26,91,26,242</b>	<b>26,91,26,135</b>
	<b>26,80,94,267</b>	<b>26,89,30,042</b>	<b>26,89,38,358</b>

Summary of significant accounting policies

3

The accompanying notes are an integral part of the financial statements.

As per our report of even date

For Rajeev & Ajay  
Firm registration No: 009977N  
Chartered Accountants

Rajeev Sabharwal  
Partner  
Membership No.: 84893

Place : New Delhi  
Date : 26 MAY 2017

For and on behalf of the Board of Directors of  
**CHINTZ CONBUILD PRIVATE LIMITED**

Pankaj Kishore Chaturvedi  
Director  
DIN-07119298

Birendra Kumar Thakur  
Director  
DIN-06788732

**CHINTZ CONBUILD PRIVATE LIMITED**

**STATEMENT OF PROFIT AND LOSS FOR THE YEAR ENDED 31 MARCH 2017**

(Amount in Rupees, unless otherwise stated)

Particulars	Notes	31 March 2017	31 March 2016
Continuing operations			
Revenue From Operations	12	15,313	-
Total Income (I)		15,313	-
EXPENSES			
Other expenses	13	50,972	8,370
Finance costs	14	17	52
Total Expenses (II)		50,989	8,422
Profit/(Loss) before tax from continuing operations (I-II)		(35,676)	(8,422)
Tax expense:			
Current Tax		-	-
Profit/(Loss) for the year from continuing operations		(35,676)	(8,422)
Other Comprehensive Income			
Total other comprehensive income for the year, net of tax		-	-
Total comprehensive income/(loss) for the year, net of tax		(35,676)	(8,422)
Earnings per equity share (computed on the basis of profit/(loss) for the year):	15		
(1) Basic		(3.57)	(0.84)
(2) Diluted		(3.57)	(0.84)
Summary of significant accounting policies	3		

The accompanying notes are an integral part of the financial statements.

As per our report of even date

For Rajeev & Ajay  
Firm registration No. 009977N  
Chartered Accountants

Rajeev Sabharwal  
Partner  
Membership No. : 84833

For and on behalf of the Board of Directors of  
CHINTZ CONBUILD PRIVATE LIMITED

Pankaj Kishore Chaturvedi  
Director  
DIN-07119298

Birendra Kumar Thakur  
Director  
DIN-06788732

Place : New Delhi  
Date : 24 MAY 2017

**CHIRAYU BUILDTECH PRIVATE LIMITED**  
**BALANCE SHEET AS AT 31 MARCH 2017**  
(Amount in Rupees, unless otherwise stated)

	Notes	As at 31 March 2017	As at 31 March 2016	As at 1 April 2015
<b>ASSETS</b>				
<b>Current assets</b>				
Inventories	4	482,931,097	518,960,870	522,955,564
Financial assets				
Cash and cash equivalents	5	11,168	7,465	13,196
Other financial assets	6	4,089,090	-	-
Other current assets	7	542,167	86,782	86,782
<b>Total Assets</b>		<b>487,573,522</b>	<b>519,055,117</b>	<b>523,055,542</b>
<b>EQUITY AND LIABILITIES</b>				
<b>Equity</b>				
Equity share capital	8	100,000	100,000	100,000
Other equity	9			
Retained Earnings		(5,338,953)	(5,291,693)	(1,114,619)
<b>Total equity</b>		<b>(5,238,953)</b>	<b>(5,191,693)</b>	<b>(1,014,619)</b>
<b>LIABILITIES</b>				
<b>Current liabilities</b>				
Financial liabilities				
Trade payables	10	5,750	11,425	5,618
Other current liabilities	11	492,806,724	524,235,384	524,064,543
<b>Total liabilities</b>		<b>492,812,474</b>	<b>524,246,809</b>	<b>524,070,161</b>
<b>Total Equity and Liabilities</b>		<b>487,573,522</b>	<b>519,055,117</b>	<b>523,055,542</b>

Summary of significant accounting policies 3

The accompanying notes are an integral part of the financial statements.

As per our report of even date

For Rajeev & Ajay  
Firm registration No : 009977N  
Chartered Accountants

Rajeev Sabharwal  
Partner  
Membership No. : 084833



For and on behalf of the Board of Directors of  
**CHIRAYU BUILDTECH PRIVATE LIMITED**

Chandra Shekher Joshi  
Director  
Din-07099624

Ravi Sinha  
Director  
Din-00457329

Place : New Delhi  
Date :

24 MAY 2017

*PS*



**CHIRAYU BUILDTECH PRIVATE LIMITED**  
**STATEMENT OF PROFIT AND LOSS FOR THE YEAR ENDED 31 MARCH 2017**  
(Amount in Rupees, unless otherwise stated)

Particulars	Notes	31 March 2017	31 March 2016
<b>Continuing operations</b>			
Revenue From Operations		-	-
<b>Total Income (I)</b>		-	-
<b>EXPENSES</b>			
Other expenses	12	47,145	4,177,007
Finance costs	13	115	66
<b>Total Expenses (II)</b>		47,260	4,177,073
<b>Profit/(Loss) before tax from continuing operations (I-II)</b>		(47,260)	(4,177,073)
<b>Tax expense:</b>			
Current Tax		-	-
<b>Profit/(Loss) for the year from continuing operations</b>		(47,260)	(4,177,073)
<b>Other comprehensive income</b>		-	-
<b>Total other comprehensive income for the year, net of tax</b>		-	-
<b>Total comprehensive income/loss for the year, net of tax</b>		(47,260)	(4,177,073)
<b>Earnings per equity share (computed on the basis of profit/(loss) for the year):</b>	14		
(1) Basic		(4.73)	(417.71)
(2) Diluted		(4.73)	(417.71)
<b>Summary of significant accounting policies</b>	3		

The accompanying notes are an integral part of the financial statements.

As per our report of even date

For Rajeev & Ajay  
Firm registration No : 009977N  
Chartered Accountants

Rajeev Sabharwal  
Partner  
Membership No. : 084833



For and on behalf of the Board of Directors of  
CHIRAYU BUILDTECH PRIVATE LIMITED

Chandra Shekher Joshi  
Director  
Din-07099624

Ravi Sinha  
Director  
Din-00457329

Place : New Delhi  
Date : 24 MAY 2017

**CHOIR DEVELOPERS PRIVATE LIMITED**  
**BALANCE SHEET AS AT 31 MARCH 2017**  
(Amount in Rupees, unless otherwise stated)

	Notes	As at 31 March 2017	As at 31 March 2016	As at 1 April 2015
<b>ASSETS</b>				
<b>Current assets</b>				
Inventories	4	280,810,015	280,810,015	280,810,015
Financial assets				
Cash and cash equivalents	5	5,110	12,820	20,331
Other current assets	6	18,482	18,482	18,482
<b>Total Assets</b>		<b>280,833,607</b>	<b>280,841,317</b>	<b>280,848,828</b>
<b>EQUITY AND LIABILITIES</b>				
<b>Equity</b>				
Equity share capital	7	100,000	100,000	100,000
Other equity	8			
Retained Earnings		(483,069)	(475,334)	(467,715)
<b>Total equity</b>		<b>(383,069)</b>	<b>(375,334)</b>	<b>(367,715)</b>
<b>LIABILITIES</b>				
<b>Current liabilities</b>				
Financial liabilities				
Trade payables	9	5,750	5,725	5,618
Other current liabilities	10	281,210,925	281,210,925	281,210,925
<b>Total liabilities</b>		<b>281,216,675</b>	<b>281,216,650</b>	<b>281,216,543</b>
<b>Total Equity and Liabilities</b>		<b>280,833,607</b>	<b>280,841,317</b>	<b>280,848,828</b>

Summary of significant accounting policies

3

The accompanying notes are an integral part of the financial statements.

As per our report of even date

For Rajeev & Ajay  
Firm registration No : 009977N  
Chartered Accountants

Rajeev Sabharwal  
Partner  
Membership No. : 084833



For and on behalf of the Board of Directors of  
**CHOIR DEVELOPERS PRIVATE LIMITED**

Digvijay Singh  
Director  
DIN-03465400

Ravi Sinha  
Director  
DIN-00457329

Place : New Delhi

Date : 24 MAY 2017

**CHOIR DEVELOPERS PRIVATE LIMITED**  
**STATEMENT OF PROFIT AND LOSS FOR THE YEAR ENDED 31 MARCH 2017**  
(Amount in Rupees, unless otherwise stated)

Particulars	Notes	31 March 2017	31 March 2016
Continuing operations			
Total Income (I)		-	-
<b>EXPENSES</b>			
Other expenses	11	7,620	7,549
Finance costs	12	115	69
Total Expenses (II)		7,735	7,618
Profit/(Loss) before tax from continuing operations (I-II)		(7,735)	(7,618)
Tax expense:			
Current Tax		-	-
Profit/(Loss) for the year from continuing operations		(7,735)	(7,618)
Other comprehensive income		-	-
Total other comprehensive income for the year, net of tax		-	-
Total comprehensive income/(loss) for the year, net of tax		(7,735)	(7,618)
Earnings per equity share (computed on the basis of profit/(loss) for the year):	13		
(1) Basic		(0.77)	(0.76)
(2) Diluted		(0.77)	(0.76)

Summary of significant accounting policies

3

The accompanying notes are an integral part of the financial statements.

As per our report of even date

For Rajeev & Ajay  
Firm registration No : 009977N  
Chartered Accountants

Rajeev Sabharwal  
Partner  
Membership No. : 084833



For and on behalf of the Board of Directors of  
**CHOIR DEVELOPERS PRIVATE LIMITED**

  
Digvijay Singh  
Director  
DIN-03465400

  
Ravi Sinha  
Director  
DIN-00457329

Place : New Delhi

Date : 24 MAY 2017



**CHUM PROPERTIES PRIVATE LIMITED**  
**BALANCE SHEET AS AT 31 MARCH 2017**  
(Amount in Rupees, unless otherwise stated)

	Notes	As at 31 March 2017	As at 31 March 2016	As at 1 April 2015
<b>ASSETS</b>				
<b>Current assets</b>				
Inventories	4	280,749,446	280,749,446	280,749,446
Financial assets				
Cash and cash equivalents	5	6,708	19,811	20,314
Other current assets	6	-	-	-
<b>Total Assets</b>		<b>280,756,154</b>	<b>280,769,257</b>	<b>280,769,760</b>
<b>EQUITY AND LIABILITIES</b>				
<b>Equity</b>				
Equity share capital	7	100,000	100,000	100,000
Other equity	8	(278,664)	(271,236)	(409,925)
Retained Earnings				
<b>Total equity</b>		<b>(178,664)</b>	<b>(171,236)</b>	<b>(309,925)</b>
<b>LIABILITIES</b>				
<b>Current liabilities</b>				
Financial liabilities				
Trade payables	9	5,750	11,425	5,618
Other current liabilities	10	280,929,067	280,929,067	281,074,067
<b>Total liabilities</b>		<b>280,934,817</b>	<b>280,940,492</b>	<b>281,079,685</b>
<b>Total Equity and Liabilities</b>		<b>280,756,154</b>	<b>280,769,257</b>	<b>280,769,760</b>

Summary of significant accounting policies

3

The accompanying notes are an integral part of the financial statements.

As per our report of even date

For Rajeev & Ajay  
Firm registration No : 009977N  
Chartered Accountants

Rajeev Sabharwal  
Partner  
Membership No. : 084833



Place : New Delhi

Date : 24 MAY 2017

For and on behalf of the Board of Directors of  
**CHUM PROPERTIES PRIVATE LIMITED**

Om Dutt  
Director  
DIN-02548994

Nishant Sabharwal  
Director  
DIN-03465426

Pr

**CHUM PROPERTIES PRIVATE LIMITED**  
**STATEMENT OF PROFIT AND LOSS FOR THE YEAR ENDED 31 MARCH 2017**  
(Amount in Rupees, unless otherwise stated)

Particulars	Notes	31 March 2017	31 March 2016
<b>Continuing operations</b>			
Other Income	11	-	147,945
<b>Total Income (I)</b>		-	147,945
<b>EXPENSES</b>			
Other expenses	12	7,313	9,189
Finance costs	13	115	66
<b>Total Expenses (II)</b>		7,428	9,255
<b>Profit/(Loss) before tax from continuing operations (I-II)</b>		(7,428)	138,690
<b>Tax expense:</b>			
Current Tax		-	-
<b>Profit/(Loss) for the year from continuing operations</b>		(7,428)	138,690
<b>Other comprehensive income</b>		-	-
<b>Total other comprehensive income for the year, net of tax</b>		-	-
<b>Total comprehensive income/(loss) for the year, net of tax</b>		(7,428)	138,690
Earnings per equity share (computed on the basis of profit/(loss) for the year):	14		
(1) Basic		(0.74)	13.87
(2) Diluted		(0.74)	13.87
Summary of significant accounting policies	3		

The accompanying notes are an integral part of the financial statements.

As per our report of even date

For Rajeev & Ajay  
Firm registration No : 009977N  
Chartered Accountants

Rajeev Sabharwal  
Partner  
Membership No. : 084833



For and on behalf of the Board of Directors of  
**CHUM PROPERTIES PRIVATE LIMITED**

Om Dutt  
Director  
DIN-02548994

Nishant Sabharwal  
Director  
DIN-03465426

Place : New Delhi  
Date : 24 MAY 2017

**COMPACT PROJECTS PRIVATE LIMITED**  
**BALANCE SHEET AS AT 31 MARCH 2017**  
(Amount in Rupees, unless otherwise stated)

**ASSETS**

**Current assets**

Inventories  
Financial assets  
Cash and cash equivalents  
Other current assets

**Total Assets**

**EQUITY AND LIABILITIES**

**Equity**

Equity share capital  
Other equity  
Retained Earnings  
**Total equity**

**LIABILITIES**

**Current liabilities**

Financial liabilities  
Trade payables  
Other current liabilities  
**Total liabilities**

**Total Equity and Liabilities**

Summary of significant accounting policies

The accompanying notes are an integral part of the financial statements.

As per our report of even date

For Rajeev & Ajay  
Firm registration No : 009977N  
Chartered Accountants

Rajeev Sabharwal  
Partner  
Membership No. : 084833



Place : New Delhi

Date :

24 MAY 2017

Notes	As at 31 March 2017	As at 31 March 2016	As at 1 April 2015
4	200,694,598	200,694,598	200,694,598
5	10,281	1,510	11,174
6	-	-	-
	<b>200,704,879</b>	<b>200,696,108</b>	<b>200,705,772</b>
7	100,000	100,000	100,000
8	(490,324)	(1,196,933)	(1,184,299)
	<b>(390,324)</b>	<b>(1,096,933)</b>	<b>(1,084,299)</b>
9	5,750	8,588	5,618
10	201,089,453	201,784,453	201,784,453
	<b>201,095,203</b>	<b>201,793,041</b>	<b>201,790,071</b>
	<b>200,704,879</b>	<b>200,696,108</b>	<b>200,705,772</b>

3

For and on behalf of the Board of Directors of  
**COMPACT PROJECTS PRIVATE LIMITED**

  
Shaji Kumar Sasidharan  
Director  
DIN-07119343

  
Satish Kumar Goyal  
Director  
DIN-06520570





**COMPACT PROJECTS PRIVATE LIMITED**  
**STATEMENT OF PROFIT AND LOSS FOR THE YEAR ENDED 31 MARCH 2017**  
(Amount in Rupees, unless otherwise stated)

	Notes	31 March 2017	31 March 2016
<b>Continuing operations</b>			
Other Income	11	718,929	-
<b>Total Income (I)</b>		<b>718,929</b>	<b>-</b>
<b>EXPENSES</b>			
Other expenses	12	11,515	12,565
Finance costs	13	805	69
<b>Total Expenses (II)</b>		<b>12,320</b>	<b>12,634</b>
<b>Profit/(Loss) before tax from continuing operations (I-II)</b>		<b>706,609</b>	<b>(12,634)</b>
<b>Tax expense:</b>			
Current Tax		-	-
<b>Profit/(Loss) for the year from continuing operations</b>		<b>706,609</b>	<b>(12,634)</b>
<b>Other comprehensive income</b>		-	-
<b>Total other comprehensive income for the year, net of tax</b>		-	-
<b>Total comprehensive income/(loss) for the year, net of tax</b>		<b>706,609</b>	<b>(12,634)</b>
<b>Earnings per equity share (computed on the basis of profit/(loss) for the year):</b>	14		
(1) Basic		70.66	(1.26)
(2) Diluted		70.66	(1.26)
<b>Summary of significant accounting policies</b>	3		

The accompanying notes are an integral part of the financial statements.

As per our report of even date

For Rajeev & Ajay  
Firm registration No : 009977N  
Chartered Accountants

Rajeev Sabharwal  
Partner  
Membership No. : 084833



For and on behalf of the Board of Directors of  
**COMPACT PROJECTS PRIVATE LIMITED**

  
Shaji Kumar Sasidharan  
Director  
DIN-07119343

  
Satish Kumar Goyal  
Director  
DIN-06520570

Place : New Delhi

Date :

24 MAY 2017

**CONSUMMATE PROPERTIES PRIVATE LIMITED**  
**BALANCE SHEET AS AT 31 MARCH 2017**  
(Amount in Rupees, unless otherwise stated)

	Notes	As at 31 March 2017	As at 31 March 2016	As at 1 April 2015
<b>ASSETS</b>				
<b>Current assets</b>				
Inventories	4	31,60,81,876	31,60,81,876	31,60,81,876
Financial assets				
Cash and cash equivalents	5	28,126	22,497	28,984
Other current assets	6	-	-	-
<b>Total Assets</b>		<b>31,61,10,002</b>	<b>31,61,04,373</b>	<b>31,61,10,860</b>
<b>EQUITY AND LIABILITIES</b>				
<b>Equity</b>				
Equity share capital	7	1,00,000	1,00,000	1,00,000
Other equity	8			
Retained Earnings		(5,22,257)	(13,41,861)	(13,35,267)
<b>Total equity</b>		<b>(4,22,257)</b>	<b>(12,41,861)</b>	<b>(12,35,267)</b>
<b>LIABILITIES</b>				
<b>Current liabilities</b>				
Financial liabilities				
Trade payables	9	5,750	5,725	5,618
Other current liabilities	10	31,65,26,509	31,73,40,509	31,73,40,509
<b>Total liabilities</b>		<b>31,65,32,259</b>	<b>31,73,46,234</b>	<b>31,73,46,127</b>
<b>Total Equity and Liabilities</b>		<b>31,61,10,002</b>	<b>31,61,04,373</b>	<b>31,61,10,860</b>

Summary of significant accounting policies 3

The accompanying notes are an integral part of the financial statements.

As per our report of even date

For MNV & CO.  
Firm Reg. No.: 023682N  
Chartered Accountants

Vikrant Suri  
Partner  
Membership No.: 505887



Place : New Delhi

Date : 24<sup>th</sup> May 2017

For and on behalf of the Board of Directors of  
CONSUMMATE PROPERTIES PRIVATE LIMITED

Sunil Kumar Khanna  
Director  
DIN- 02230962

Braj Kishore Sharma  
Director  
DIN- 06545291

**CONSUMMATE PROPERTIES PRIVATE LIMITED**  
**STATEMENT OF PROFIT AND LOSS FOR THE YEAR ENDED 31 MARCH 2017**  
(Amount in Rupees, unless otherwise stated)

Particulars	Notes	31 March 2017	31 March 2016
Other Income	11	8,27,032	-
<b>Total Income (I)</b>		<b>8,27,032</b>	<b>-</b>
<b>EXPENSES</b>			
Other expenses	12	7,313	6,525
Finance costs	13	115	69
<b>Total Expenses (II)</b>		<b>7,428</b>	<b>6,594</b>
<b>Profit/(Loss) before tax from operations (I-II)</b>		<b>8,19,604</b>	<b>(6,594)</b>
<b>Tax expense:</b>			
Current Tax		-	-
<b>Profit/(Loss) for the year from operations</b>		<b>8,19,604</b>	<b>(6,594)</b>
<b>Other Comprehensive Income</b>		<b>-</b>	<b>-</b>
<b>Total other comprehensive income for the year, net of tax</b>		<b>-</b>	<b>-</b>
<b>Total comprehensive income/(loss) for the year, net of tax</b>		<b>8,19,604</b>	<b>(6,594)</b>
Earnings per equity share (computed on the basis of profit/(loss) for the year):	14		
(1) Basic		81.96	(0.66)
(2) Diluted		81.96	(0.66)

Summary of significant accounting policies 3

The accompanying notes are an integral part of the financial statements.

As per our report of even date

For MNV & CO.  
Firm Reg. No.: 023682N  
Chartered Accountants

Vikrant Suri  
Partner  
Membership No.: 505887



Place : New Delhi  
Date : 24<sup>th</sup> May 2017

For and on behalf of the Board of Directors of  
**CONSUMMATE PROPERTIES PRIVATE LIMITED**

Sunil Kumar Khanna  
Director  
DIN- 02230962

Braj Kishore Sharma  
Director  
DIN- 06545291



**CROCK BUILDWELL PRIVATE LIMITED**  
**BALANCE SHEET AS AT 31 MARCH 2017**  
(Amount in Rupees, unless otherwise stated)

	Notes	As at 31 March 2017	As at 31 March 2016	As at 1 April 2015
<b>ASSETS</b>				
<b>Current assets</b>				
Inventories	4	1,67,72,031	1,67,72,031	1,67,72,031
Financial assets				
Cash and cash equivalents	5	12,302	1,03,395	1,342
Other financial assets	6	1,03,69,582	1,03,69,582	1,03,69,582
Other current assets	7	3,25,043	3,25,043	3,25,043
<b>Total Assets</b>		<b>2,74,78,958</b>	<b>2,75,70,051</b>	<b>2,74,67,998</b>
<b>EQUITY AND LIABILITIES</b>				
<b>Equity</b>				
Equity share capital	8	1,00,000	1,00,000	1,00,000
Other equity	9			
Retained Earnings		(7,41,358)	(7,33,240)	(7,62,803)
<b>Total equity</b>		<b>(6,41,358)</b>	<b>(6,33,240)</b>	<b>(6,62,803)</b>
<b>LIABILITIES</b>				
<b>Current liabilities</b>				
Financial liabilities				
Trade payables	10	5,750	5,725	11,236
Other current liabilities	11	2,81,14,566	2,81,97,566	2,81,19,566
<b>Total liabilities</b>		<b>2,81,20,316</b>	<b>2,82,03,291</b>	<b>2,81,30,802</b>
<b>Total Equity and Liabilities</b>		<b>2,74,78,958</b>	<b>2,75,70,051</b>	<b>2,74,67,998</b>
Summary of significant accounting policies	3			

The accompanying notes are an integral part of the financial statements.

As per our report of even date

For MNV & CO.  
Firm Reg. No.: 023682N  
Chartered Accountant

Vikrant Suri  
Partner  
Membership No.: 505887



For and on behalf of the Board of Directors of  
**CROCK BUILDWELL PRIVATE LIMITED**

Aashutosh Sharma  
Director  
DIN- 06881665

Braj Kishore Sharma  
Director  
DIN- 06545291

Place : New Delhi

Date : 29 May 2017

**CROCK BUILDWELL PRIVATE LIMITED**  
**STATEMENT OF PROFIT AND LOSS FOR THE YEAR ENDED 31 MARCH 2017**  
(Amount in Rupees, unless otherwise stated)

Particulars	Notes	31 March 2017	31 March 2016
Other Income	12	-	37,385
<b>Total Income (I)</b>		<b>-</b>	<b>37,385</b>
<b>EXPENSES</b>			
Other expenses	13	7,313	7,549
Finance costs	14	805	272
<b>Total Expenses (II)</b>		<b>8,118</b>	<b>7,821</b>
<b>Profit/(Loss) before tax from operations (I-II)</b>		<b>(8,118)</b>	<b>29,564</b>
<b>Tax expense:</b>			
Current Tax		-	-
<b>Profit/(Loss) for the year from operations</b>		<b>(8,118)</b>	<b>29,564</b>
<b>Other Comprehensive Income</b>		<b>-</b>	<b>-</b>
<b>Total other comprehensive income for the year, net of tax</b>		<b>-</b>	<b>-</b>
<b>Total comprehensive income/(loss) for the year, net of tax</b>		<b>(8,118)</b>	<b>29,564</b>
Earnings per equity share (computed on the basis of profit/(loss) for the year):	15		
(1) Basic		(0.81)	2.96
(2) Diluted		(0.81)	2.96

Summary of significant accounting policies 3

The accompanying notes are an integral part of the financial statements.

As per our report of even date

For MNV & CO.  
Firm Reg. No.: 023682N  
Chartered Accountants

Vikrant Suri  
Partner  
Membership No.: 505887



For and on behalf of the Board of Directors of  
**CROCK BUILDWELL PRIVATE LIMITED**

Aashutosh Sharma  
Director  
DIN- 06881665

Braj Kishore Sharma  
Director  
DIN- 06545291

Place : New Delhi

Date : 24 May 2017

**CROCUS BUILDERS PRIVATE LIMITED**  
**BALANCE SHEET AS AT 31 MARCH 2017**  
(Amount in Rupees, unless otherwise stated)

**ASSETS**

**Current assets**

Inventories
Financial assets
Cash and cash equivalents
Other current assets
<b>Total Assets</b>

Notes	As at 31 March 2017	As at 31 March 2016	As at 1 April 2015
4	345,282,330	345,282,330	345,282,330
5	6,311	16,172	20,422
6	-	-	-
	<b>345,288,641</b>	<b>345,298,502</b>	<b>345,302,752</b>

**EQUITY AND LIABILITIES**

**Equity**

Equity share capital
Other equity
Retained Earnings
<b>Total equity</b>

7	100,000	100,000	100,000
8	(785,000)	(1,666,122)	(1,655,756)
	<b>(685,000)</b>	<b>(1,566,122)</b>	<b>(1,555,756)</b>

**LIABILITIES**

**Current liabilities**

Financial liabilities
Trade payables
Other current liabilities
<b>Total liabilities</b>

9	5,750	11,733	5,618
10	345,967,891	346,852,891	346,852,891
	<b>345,973,641</b>	<b>346,864,624</b>	<b>346,858,509</b>

**Total Equity and Liabilities**

	<b>345,288,641</b>	<b>345,298,502</b>	<b>345,302,752</b>
--	--------------------	--------------------	--------------------

Summary of significant accounting policies

3

The accompanying notes are an integral part of the financial statements.

As per our report of even date

For Rajeev & Ajay  
Firm registration No : 009977N  
Chartered Accountants

Rajeev Sabharwal  
Partner  
Membership No. : 84833



Place : New Delhi

Date :

24 MAY 2017

For and on behalf of the Board of Directors of  
**CROCUS BUILDERS PRIVATE LIMITED**

Pankaj Kishore Chaturvedi  
Director  
DIN-07119298

P

Rakesh Rockwell  
Director  
DIN-07119340

*(Signature of Rakesh Rockwell)*



**CROCUS BUILDERS PRIVATE LIMITED**  
**STATEMENT OF PROFIT AND LOSS FOR THE YEAR ENDED 31 MARCH 2017**  
(Amount in Rupees, unless otherwise stated)

	Notes	31 March 2017	31 March 2016
<b>Continuing operations</b>			
Other Income	11	888,550	-
<b>Total Income (I)</b>		<b>888,550</b>	<b>-</b>
<b>EXPENSES</b>			
Other expenses	12	7,313	10,316
Finance costs	13	115	50
<b>Total Expenses (II)</b>		<b>7,428</b>	<b>10,366</b>
<b>Profit/(Loss) before tax from continuing operations (I-II)</b>		<b>881,122</b>	<b>(10,366)</b>
<b>Tax expense:</b>			
Current Tax		-	-
<b>Profit/(Loss) for the year from continuing operations</b>		<b>881,122</b>	<b>(10,366)</b>
<b>Other comprehensive income</b>		-	-
<b>Total other comprehensive income for the year, net of tax</b>		-	-
<b>Total comprehensive income/(loss) for the year, net of tax</b>		<b>881,122</b>	<b>(10,366)</b>
Earnings per equity share (computed on the basis of profit/(loss) for the year):	14		
(1) Basic		88.11	(1.04)
(2) Diluted		88.11	(1.04)

Summary of significant accounting policies 3

The accompanying notes are an integral part of the financial statements.

As per our report of even date

For Rajeev & Ajay  
Firm registration No : 009977N  
Chartered Accountants

Rajeev Sabharwal  
Partner  
Membership No. : 84833



For and on behalf of the Board of Directors of  
**CROCUS BUILDERS PRIVATE LIMITED**

Pankaj Kishore Chaturvedi  
Director  
DIN-07119298

Rakesh Rockwell  
Director  
DIN-07119340

Place : New Delhi

Date :

24 MAY 2017

**CRONY BUILDERS PRIVATE LIMITED**  
**BALANCE SHEET AS AT 31 MARCH 2017**  
(Amount in Rupees, unless otherwise stated)

**ASSETS**

**Current assets**  
Inventories  
Financial assets  
Cash and cash equivalents  
Other current assets  
**Total Assets**

Notes	As at 31 March 2017	As at 31 March 2016	As at 1 April 2015
4	325,314,742	325,314,742	341,507,013
5	8,991	8,520	9,668
6	-	-	105,519
	<b>325,323,733</b>	<b>325,323,262</b>	<b>341,622,200</b>

**EQUITY AND LIABILITIES**

**Equity**  
Equity share capital  
Other equity  
Retained Earnings  
**Total equity**

7	100,000	100,000	100,000
8	(170,857)	(140,857)	(436,484)
	<b>(70,857)</b>	<b>(40,857)</b>	<b>(336,484)</b>

**LIABILITIES**

**Current liabilities**  
Financial liabilities  
Trade payables  
Other current liabilities  
Provisions  
**Total liabilities**

9	9,200	19,548	12,818
10	325,385,389	325,321,603	341,945,866
11	-	22,967	-
	<b>325,394,589</b>	<b>325,364,119</b>	<b>341,958,684</b>
	<b>325,323,733</b>	<b>325,323,262</b>	<b>341,622,200</b>

**Total Equity and Liabilities**

Summary of significant accounting policies

3

The accompanying notes are an integral part of the financial statements.

As per our report of even date

For Rajeev & Ajay  
Firm registration No : 009977N  
Chartered Accountants

Rajeev Sabharwal  
Partner  
Membership No. : 084833

Place : New Delhi

Date :

24 MAY 2017

For and on behalf of the Board of Directors of  
**CRONY BUILDERS PRIVATE LIMITED**

Nishant Sabharwal  
Director  
DIN-06465426

Arvind Kumar Gupta  
Director  
DIN-06785492

**CRONY BUILDERS PRIVATE LIMITED**  
**STATEMENT OF PROFIT AND LOSS FOR THE YEAR ENDED 31 MARCH 2017**  
(Amount in Rupees, unless otherwise stated)

Particulars	Notes	31 March 2017	31 March 2016
<b>Continuing operations</b>			
Revenue From Operations	12	-	128,492
Other Income	13	-	198,063
<b>Total Income (I)</b>		-	326,555
<b>EXPENSES</b>			
Other expenses	14	27,347	7,960
Finance costs	15	2,653	-
<b>Total Expenses (II)</b>		30,000	7,960
<b>Profit/(Loss) before tax from continuing operations (I-II)</b>		(30,000)	318,595
<b>Tax expense:</b>			
Current Tax		-	22,967
<b>Profit/(Loss) for the year from continuing operations</b>		(30,000)	295,628
<b>Other comprehensive income</b>		-	-
<b>Total other comprehensive income for the year, net of tax</b>		-	-
<b>Total comprehensive income/(loss) for the year, net of tax</b>		(30,000)	295,628
<b>Earnings per equity share (computed on the basis of profit/(loss) for the year):</b>	16		
(1) Basic		(3.00)	29.56
(2) Diluted		(3.00)	29.56

Summary of significant accounting policies

3

The accompanying notes are an integral part of the financial statements.

As per our report of even date

For Rajeev & Ajay  
Firm registration No : 009977N  
Chartered Accountants

Rajeev Sabharwal  
Partner  
Membership No. : 084833



Place : New Delhi  
Date :

24 MAY 2017

For and on behalf of the Board of Directors of  
**CRONY BUILDERS PRIVATE LIMITED**

Nishant Sabharwal  
Director  
DIN-03465426

Arvind Kumar Gupta  
Director  
DIN-00785492



Deep Jyoti Projects Private Limited  
BALANCE SHEET AS AT 31 MARCH 2017  
(Amount in Rupees, unless otherwise stated)

	Notes	As at 31 March 2017	As at 31 March 2016	As at 1 April 2015
<b>ASSETS</b>				
<b>Current assets</b>				
Inventories	4	209,019,291	209,019,291	209,019,291
Financial assets				
Cash and cash equivalents	5	21,242	1,117,398	1,124,039
Other financial assets	6	18,178,249	25,643,627	34,450,030
Other current assets	7	993,867	1,435,109	1,431,487
<b>Total Assets</b>		<b>228,212,649</b>	<b>237,215,425</b>	<b>246,024,848</b>
<b>EQUITY AND LIABILITIES</b>				
<b>Equity</b>				
Equity share capital	8	100,000	100,000	100,000
Other equity	9			
Retained earnings		427,991	1,254,196	(839,225)
<b>Total equity</b>		<b>527,991</b>	<b>1,354,196</b>	<b>(739,225)</b>
<b>LIABILITIES</b>				
<b>Current liabilities</b>				
Financial liabilities				
Trade payables	10	14,266,439	16,769,209	19,693,312
Other current liabilities	11	213,418,219	219,092,020	227,070,761
<b>Total liabilities</b>		<b>227,684,658</b>	<b>235,861,229</b>	<b>246,764,073</b>
<b>Total Equity and Liabilities</b>		<b>228,212,649</b>	<b>237,215,425</b>	<b>246,024,848</b>

Summary of significant accounting policies

3

The accompanying notes are an integral part of the financial statements.

As per our report of even date

For MNV & CO.  
Firm Reg. No.: 023682N  
Chartered Accountants

Vikram Suri  
Partner  
Membership No.: 505887



Place : New Delhi

Date : 24 MAY 2017

For and on behalf of the Board of Directors of  
Deep Jyoti Projects Private Limited

Birendra Kumar Thakur  
Director  
DIN-06788732

NEW DELHI  
24 MAY 2017

Mukesh Kumar Gupta  
Director  
DIN-02354428

NEW DELHI  
24 MAY 2017

**Deep Jyoti Projects Private Limited**  
**STATEMENT OF PROFIT AND LOSS FOR THE YEAR ENDED 31 MARCH 2017**  
(Amount in Rupees, unless otherwise stated)

Particulars	Notes	31 March 2017	31 March 2016
Other Income	12	59,095	2,289,236
<b>Total Income (I)</b>		<b>59,095</b>	<b>2,289,236</b>
<b>EXPENSES</b>			
Other expenses	13	885,215	195,762
Finance costs	14	86	52
<b>Total Expenses (II)</b>		<b>885,301</b>	<b>195,814</b>
<b>Profit(Loss) before tax from operations (I-II)</b>		<b>(826,206)</b>	<b>2,093,422</b>
<b>Tax expense:</b>			
Current tax		-	-
<b>Profit(Loss) for the year from operations</b>		<b>(826,206)</b>	<b>2,093,422</b>
<b>Other comprehensive income/(loss)</b>		-	-
<b>Total other comprehensive income/(loss) for the year, net of tax</b>		-	-
<b>Total comprehensive income/(loss) for the year, net of tax</b>		<b>(826,206)</b>	<b>2,093,422</b>
Earnings per equity share (computed on the basis of profit/(loss) for the year):	15		
(1) Basic		(82.62)	209.34
(2) Diluted		(82.62)	209.34

Summary of significant accounting policies

3

The accompanying notes are an integral part of the financial statements.

As per our report of even date

For MNV & CO.  
Firm Reg. No.: 023682N  
Chartered Accountants

Vikrant Suri  
Partner  
Membership No.: 505887



Place : New Delhi

Date : 24 MAY 2017

For and on behalf of the Board of Directors of  
Deep Jyoti Projects Private Limited

Birendra Kumar Thakur  
Director  
DIN-06788732

NEW DELHI

24 MAY 2017

Mukesh Kumar Gupta  
Director  
DIN-02354428

NEW DELHI

24 MAY 2017

**Divit Estates Private Limited**  
**BALANCE SHEET AS AT 31 MARCH 2017**  
(Amount in Rupees, unless otherwise stated)

	Notes	As at 31 March 2017	As at 31 March 2016	As at 1 April 2015
<b>ASSETS</b>				
<b>Current assets</b>				
Inventories	4	40,055,423	40,055,423	40,055,423
Financial assets				
Cash and cash equivalents	5	23,684	33,389	12,382
Other current assets	6	12,500,000	12,500,000	12,500,000
<b>Total Assets</b>		<b>52,579,107</b>	<b>52,588,812</b>	<b>52,567,805</b>
<b>EQUITY AND LIABILITIES</b>				
<b>Equity</b>				
Equity share capital	7	100,000	100,000	100,000
Other equity	8			
Retained earnings		(19,070,388)	(18,638,642)	(33,144,510)
<b>Total equity</b>		<b>(18,970,388)</b>	<b>(18,538,642)</b>	<b>(33,044,510)</b>
<b>LIABILITIES</b>				
<b>Current liabilities</b>				
Financial liabilities				
Trade payables	9	12,516,250	12,505,725	12,505,618
Other current liabilities	10	59,033,245	54,906,697	73,106,697
Provisions	11	-	3,715,032	-
<b>Total liabilities</b>		<b>71,549,495</b>	<b>71,127,454</b>	<b>85,612,315</b>
<b>Total Equity and Liabilities</b>		<b>52,579,107</b>	<b>52,588,812</b>	<b>52,567,805</b>

Summary of significant accounting policies

3

The accompanying notes are an integral part of the financial statements.

As per our report of even date

For MNV & CO.  
Firm Reg. No.: 023682N  
Chartered Accountants

Vikrant Suri  
Partner  
Membership No.: 505887

Place : New Delhi  
Date : 24<sup>th</sup> May 2017

For and on behalf of the Board of Directors of  
Divit Estates Private Limited

Sunil Kumar Khanna  
Director  
DIN-02230962

Bray Kishore Sharma  
Director  
DIN-06545291



**Divit Estates Private Limited**  
**STATEMENT OF PROFIT AND LOSS FOR THE YEAR ENDED 31 MARCH 2017**  
(Amount in Rupees, unless otherwise stated)

Particulars	Notes	31 March 2017	31 March 2016
Other Income	12	-	18,229,595
<b>Total Income (I)</b>		-	<b>18,229,595</b>
<b>EXPENSES</b>			
Other expenses	13	20,965	8,574
Finance costs	14	410,781	121
<b>Total Expenses (II)</b>		<b>431,746</b>	<b>8,695</b>
<b>Profit(Loss) before tax from operations (I-II)</b>		<b>(431,746)</b>	<b>18,220,900</b>
<b>Tax expense:</b>			
Current tax		-	3,715,032
<b>Profit(Loss) for the year from operations</b>		<b>(431,746)</b>	<b>14,505,868</b>
<b>Other comprehensive income/(loss)</b>		-	-
<b>Total other comprehensive income/(loss) for the year, net of tax</b>		-	-
<b>Total comprehensive income/(loss) for the year, net of tax</b>		<b>(431,746)</b>	<b>14,505,868</b>
Earnings per equity share (computed on the basis of profit/(loss) for the year):	15		
(1) Basic		(43.17)	1,450.59
(2) Diluted		(43.17)	1,450.59
Summary of significant accounting policies	3		

The accompanying notes are an integral part of the financial statements.

As per our report of even date

For MNV & CO.  
Firm Reg. No.: 013682N  
Chartered Accountants

Vikram Suri  
Partner  
Membership No.: 505887

Place : New Delhi

Date :

24<sup>th</sup> May 2017

For and on behalf of the Board of Directors of  
Divit Estates Private Limited

Sunil Kumar Khanna  
Director  
DIN-02230962

Braj Kishore Sharma  
Director  
DIN-06545291

**DOVE PROMOTERS PRIVATE LIMITED**  
**BALANCE SHEET AS AT 31 MARCH 2017**  
(Amount in Rupees, unless otherwise stated)

	Notes	As at 31 March 2017	As at 31 March 2016	As at 1 April 2015
<b>ASSETS</b>				
<b>Non-current assets</b>				
Investments	4	300,000	300,000	300,000
		<b>300,000</b>	<b>300,000</b>	<b>300,000</b>
<b>Current assets</b>				
Inventories	5	1,317,832,376	1,315,773,260	1,341,644,873
Financial assets				
Cash and cash equivalents	6	9,336	42,850	11,996
Other bank balances	7	575,183	575,183	575,183
Other financial assets	8	12,496,137	27,023,285	26,972,973
Other current assets	9	1,444,171	1,450,671	1,662,386
		<b>1,332,357,203</b>	<b>1,344,865,249</b>	<b>1,370,867,411</b>
<b>Total Assets</b>		<b>1,332,657,203</b>	<b>1,345,165,249</b>	<b>1,371,167,411</b>
<b>EQUITY AND LIABILITIES</b>				
<b>Equity</b>				
Equity share capital	10	200,000	200,000	200,000
Other equity	11			
Retained Earnings		(8,662,901)	(8,677,457)	(8,211,867)
<b>Total equity</b>		<b>(8,462,901)</b>	<b>(8,477,457)</b>	<b>(8,011,867)</b>
<b>LIABILITIES</b>				
<b>Current liabilities</b>				
Financial liabilities				
Trade payables	12	7,693,729	7,681,849	7,667,447
Other current liabilities	13	1,333,426,375	1,345,960,856	1,371,511,831
<b>Total liabilities</b>		<b>1,341,120,104</b>	<b>1,353,642,705</b>	<b>1,379,179,278</b>
<b>Total Equity and Liabilities</b>		<b>1,332,657,203</b>	<b>1,345,165,249</b>	<b>1,371,167,411</b>

Summary of significant accounting policies

3

The accompanying notes are an integral part of the financial statements.

As per our report of even date

For Rajeev & Ajay  
Firm registration No. 009977N  
Chartered Accountants

Rajeev Sabharwal  
Partner  
Membership No. 084833

Place : New Delhi  
Date : 24 MAY 2017

For and on behalf of the Board of Directors of  
DOVE PROMOTERS PRIVATE LIMITED

Mukesh Kumar Gupta  
Director  
DIN-02354428

Varun Aggarwal  
Director  
DIN-06966535

**DOVE PROMOTERS PRIVATE LIMITED**  
**STATEMENT OF PROFIT AND LOSS FOR THE YEAR ENDED 31 MARCH 2017**  
(Amount in Rupees, unless otherwise stated)

	Notes	31 March 2017	31 March 2016
<b>Continuing operations</b>			
Revenue From Operations	14	227,500	42,154,500
Other Income	15	52,500	52,197
<b>Total Income (I)</b>		<b>280,000</b>	<b>42,206,697</b>
<b>EXPENSES</b>			
Cost of land and development rights		227,500	42,154,498
Other expenses	16	31,330	517,307
Finance costs	17	115	481
<b>Total Expenses (II)</b>		<b>258,945</b>	<b>42,672,286</b>
<b>Profit/(Loss) before tax from continuing operations (I-II)</b>		<b>21,055</b>	<b>(465,589)</b>
<b>Tax expense:</b>			
Current Tax		6,500	-
<b>Profit/(Loss) for the year from continuing operations</b>		<b>14,555</b>	<b>(465,589)</b>
<b>Other Comprehensive Income</b>		-	-
<b>Total other comprehensive income for the year, net of tax</b>		-	-
<b>Total comprehensive income/(loss) for the year, net of tax</b>		<b>14,555</b>	<b>(465,589)</b>
<b>Earnings per equity share (computed on the basis of profit/(loss) for the year):</b>	18		
(1) Basic		0.73	(23.28)
(2) Diluted		0.73	(23.28)

Summary of significant accounting policies 3

The accompanying notes are an integral part of the financial statements.

As per our report of even date

For Rajeev & Ajay  
Firm registration No. 009977N  
Chartered Accountants

Rajeev Subharwal  
Partner  
Membership No. 084833

For and on behalf of the Board of Directors of  
DOVE PROMOTERS PRIVATE LIMITED

Mukesh Kumar Gupta  
Director  
DIN-02354428

Varun Aggarwal  
Director  
DIN-06966535

Place : New Delhi  
Date : 24 MAY 2017



**DUCAT BUILDERS PRIVATE LIMITED**  
**BALANCE SHEET AS AT 31 MARCH 2017**  
(Amount in Rupees, unless otherwise stated)

**ASSETS**

**Current assets**

**Financial assets**

- Cash and cash equivalents
- Other financial assets

**Total Assets**

**EQUITY AND LIABILITIES**

**Equity**

- Equity share capital
- Other equity
- Retained Earnings
- Total equity

**LIABILITIES**

**Current liabilities**

- Financial liabilities
- Trade payables
- Total liabilities

**Total Equity and Liabilities**

**Summary of significant accounting policies**

The accompanying notes are an integral part of the financial statements.

As per our report of even date

For Sanjay Rastogi & Associates  
Firm registration No : 014056N  
Chartered Accountants

CA Sanjay Rastogi  
PROP.  
Membership No. : 075033



Place : New Delhi  
Date : 24.05.2017

Notes	As at 31 March 2017	As at 31 March 2016	As at 1 April 2015
4	12,797	24,197	31,127
5	19,067,409	19,067,409	19,067,409
	<u>19,080,206</u>	<u>19,091,606</u>	<u>19,098,536</u>
6	27,200,000	27,200,000	27,200,000
7	(8,125,544)	(8,115,349)	(8,107,082)
	<u>19,074,456</u>	<u>19,084,651</u>	<u>19,092,918</u>
8	5,750	6,955	5,618
	<u>5,750</u>	<u>6,955</u>	<u>5,618</u>
	<u>19,080,206</u>	<u>19,091,606</u>	<u>19,098,536</u>

3

For and on behalf of the Board of Directors of  
DUCAT BUILDERS PRIVATE LIMITED

*Sunil Kumar Khanna*  
Sunil Kumar Khanna  
Director  
DIN-02230962

*Braj Kishore Sharma*  
Braj Kishore Sharma  
Director  
DIN-06545291

*[Signature]*

**DUCAT BUILDERS PRIVATE LIMITED**  
**STATEMENT OF PROFIT AND LOSS FOR THE YEAR ENDED 31 MARCH 2017**  
(Amount in Rupees, unless otherwise stated)

Particulars	Notes	31 March 2017	31 March 2016
<b>Continuing operations</b>			
Total Income (I)		-	-
<b>EXPENSES</b>			
Other expenses	9	10,080	8,267
Finance costs	10	115	-
Total Expenses (II)		10,195	8,267
Loss before tax from continuing operations (I-II)		(10,195)	(8,267)
Tax expense:			
Current Tax		-	-
Loss for the year from continuing operations		(10,195)	(8,267)
<b>Other comprehensive income</b>		-	-
Total other comprehensive income for the year, net of tax		-	-
Total comprehensive loss for the year, net of tax		(10,195)	(8,267)
Earnings per equity share (computed on the basis of loss) for the year):	11		
(1) Basic		(0.00)	(0.00)
(2) Diluted		(0.00)	(0.00)

Summary of significant accounting policies

3

The accompanying notes are an integral part of the financial statements.

As per our report of even date

For Sanjay Rastogi & Associates  
Firm registration No : 014056N  
Chartered Accountants

CA Sanjay Rastogi  
PROP.  
Membership No. : 075033



Place : New Delhi  
Date : 24.05.2017

For and on behalf of the Board of Directors of  
DUCAT BUILDERS PRIVATE LIMITED

*[Signature]*  
Sunil Kumar Khanna  
Director  
DIN-02230962

*[Signature]*  
Braj Kishore Sharma  
Director  
DIN-06545291

**DUMDUM BUILDERS PRIVATE LIMITED**  
**BALANCE SHEET AS AT 31 MARCH 2017**  
(Amount in Rupees, unless otherwise stated)

	Notes	As at 31 March 2017	As at 31 March 2016	As at 1 April 2015
<b>ASSETS</b>				
<b>Current assets</b>				
Inventories	4	94,876,783	94,876,783	94,876,783
Financial assets				
Cash and cash equivalents	5	105,173	118,379	20,532
<b>Total Assets</b>		<b>94,981,956</b>	<b>94,995,162</b>	<b>94,897,315</b>
<b>EQUITY AND LIABILITIES</b>				
<b>Equity</b>				
Equity share capital	6	100,000	100,000	100,000
Other equity	7			
Retained Earnings		(282,120)	(274,589)	(266,629)
<b>Total equity</b>		<b>(182,120)</b>	<b>(174,589)</b>	<b>(166,629)</b>
<b>LIABILITIES</b>				
<b>Current liabilities</b>				
<b>Financial liabilities</b>				
Trade payables	8	5,750	11,425	5,618
Other financial liabilities	9	100,000	100,000	-
Other current liabilities	10	95,058,326	95,058,326	95,058,326
<b>Total liabilities</b>		<b>95,164,076</b>	<b>95,169,751</b>	<b>95,063,944</b>
<b>Total Equity and Liabilities</b>		<b>94,981,956</b>	<b>94,995,162</b>	<b>94,897,315</b>

Summary of significant accounting policies

3

The accompanying notes are an integral part of the financial statements.

As per our report of even date

For Rajeev & Ajay  
Firm registration No : 009977N  
Chartered Accountants

Rajeev Subbarwal  
Partner  
Membership No. : 084833

Place : New Delhi

Date : 24 MAY 2017

For and on behalf of the Board of Directors of  
DUMDUM BUILDERS PRIVATE LIMITED

Braj Kishore Sharma  
Director  
DIN-06545291

Amitesh Mishra  
Director  
DIN-06549028



**DUMDUM BUILDERS PRIVATE LIMITED**  
**STATEMENT OF PROFIT AND LOSS FOR THE YEAR ENDED 31 MARCH 2017**  
(Amount in Rupees, unless otherwise stated)

Particulars	Notes	31 March 2017	31 March 2016
Continuing operations			
Total Income (I)		-	-
<b>EXPENSES</b>			
Other expenses	11	7,416	7,960
Finance costs	12	115	-
Total Expenses (II)		7,531	7,960
Profit/(Loss) before tax from continuing operations (I-II)		(7,531)	(7,960)
Tax expense:			
Current Tax		-	-
Profit/(Loss) for the year from continuing operations		(7,531)	(7,960)
Other comprehensive income		-	-
Total other comprehensive income for the year, net of tax		-	-
Total comprehensive income/(loss) for the year, net of tax		(7,531)	(7,960)
Earnings per equity share (computed on the basis of profit/(loss) for the year):	13		
(1) Basic		(0.75)	(0.80)
(2) Diluted		(0.75)	(0.80)

Summary of significant accounting policies 3

The accompanying notes are an integral part of the financial statements.

As per our report of even date

For Rajeev & Ajay  
Firm registration No : 009977N  
Chartered Accountants

Rajeev Sabharwal  
Partner  
Membership No. : 084833

For and on behalf of the Board of Directors of  
DUMDUM BUILDERS PRIVATE LIMITED

*Braj Kishore Sharma*  
Braj Kishore Sharma  
Director  
DIN-06545291

*Amitesh Mishra*  
Amitesh Mishra  
Director  
DIN-06549028

Place : New Delhi

Date : 24 MAY 2017

**EASTER CONBUILD PRIVATE LIMITED**  
**BALANCE SHEET AS AT 31 MARCH 2017**  
(Amount in Rupees, unless otherwise stated)

	Notes	As at 31 March 2017	As at 31 March 2016	As at 1 April 2015
<b>ASSETS</b>				
<b>Current assets</b>				
Inventories	4	11,456,289	11,456,289	11,456,289
Financial assets				
Cash and cash equivalents	5	6,095	19,232	8,178
Other financial assets	6	10,257,729	10,257,729	10,277,729
<b>Total Assets</b>		<b>21,720,113</b>	<b>21,733,250</b>	<b>21,742,196</b>
<b>EQUITY AND LIABILITIES</b>				
<b>Equity</b>				
Equity share capital	7	200,000	200,000	200,000
Other equity	8			
Share Premium		10,384,375	10,384,375	10,384,375
Retained Earnings		(109,662)	(99,363)	(87,447)
<b>Total equity</b>		<b>10,474,713</b>	<b>10,485,012</b>	<b>10,496,928</b>
<b>LIABILITIES</b>				
<b>Current liabilities</b>				
Financial liabilities				
Trade payables	9	5,750	8,588	5,618
Other current liabilities	10	11,239,650	11,239,650	11,239,650
<b>Total liabilities</b>		<b>11,245,400</b>	<b>11,248,238</b>	<b>11,245,268</b>
<b>Total Equity and Liabilities</b>		<b>21,720,113</b>	<b>21,733,250</b>	<b>21,742,196</b>

Summary of significant accounting policies

3

The accompanying notes are an integral part of the financial statements.

As per our report of even date

For Rajeev & Ajay  
Firm registration No. : 009077N  
Chartered Accountants

Rajeev Sabharwal  
Partner  
Membership No. : 684833

Place : New Delhi

Date : 25 MAY 2017

For and on behalf of the Board of Directors of  
**EASTER CONBUILD PRIVATE LIMITED**

*[Signature]*

Amit Dhall  
Director  
DIN-07257270

*[Signature]*

*[Signature]*

Sanjay Baweja  
Director  
DIN-03449009

**EASTER CONBUILD PRIVATE LIMITED**  
**STATEMENT OF PROFIT AND LOSS FOR THE YEAR ENDED 31 MARCH 2017**  
(Amount in Rupees, unless otherwise stated)

Particulars	Notes	31 March 2017	31 March 2016
Revenue From Operations		-	-
<b>Total Income (I)</b>		-	-
<b>EXPENSES</b>			
Other expenses	11	10,184	11,847
Finance costs	12	115	69
<b>Total Expenses (II)</b>		10,299	11,916
<b>Profit/(Loss) before tax from continuing operations (I-II)</b>		(10,299)	(11,916)
Tax expense:			
Current Tax		-	-
<b>Profit/(Loss) for the year from continuing operations</b>		(10,299)	(11,916)
Other comprehensive income		-	-
<b>Total other comprehensive income for the year, net of tax</b>		-	-
<b>Total comprehensive income/(loss) for the year, net of tax</b>		(10,299)	(11,916)
Earnings per equity share (computed on the basis of profit/(loss) for the year):	13		
(1) Basic		(0.51)	(0.60)
(2) Diluted		(0.51)	(0.60)

Summary of significant accounting policies 3

The accompanying notes are an integral part of the financial statements.

As per our report of even date

For Rajeev & Ajay  
Firm registration No : 000077N  
Chartered Accountants

Rajeev Sabharwal  
Partner  
Membership No. : 084833

For and on behalf of the Board of Directors of  
**EASTER CONBUILD PRIVATE LIMITED**

Amit Dhall  
Director  
DIN-07257270

Sanjay Baweja  
Director  
DIN-03449009

Place : New Delhi

Date : 25 MAY 2017



**Eclogue Conbuild Private Limited****Balance Sheet as at 31 March 2017**

(Amount in Rupees, unless otherwise stated)

	Notes	As at 31 March 2017	As at 31 March 2016	As at 1 April 2015
<b>ASSETS</b>				
<b>Current assets</b>				
Inventories	4	15,06,61,040	15,06,61,040	15,06,51,040
<b>Financial assets</b>				
Cash and cash equivalents	5	20,092	8,71,993	1,20,348
Other financial assets	6	1,40,000	1,40,000	1,50,000
		<b>15,08,21,132</b>	<b>15,16,73,033</b>	<b>15,09,21,388</b>
<b>Total Assets</b>		<b>15,08,21,132</b>	<b>15,16,73,033</b>	<b>15,09,21,388</b>
<b>EQUITY AND LIABILITIES</b>				
<b>Equity</b>				
Equity share capital	7	1,00,000	1,00,000	1,00,000
Other equity	8			
Retained Earnings		(1,51,301)	(1,44,781)	(1,35,890)
<b>Total equity</b>		<b>(51,301)</b>	<b>(44,781)</b>	<b>(35,890)</b>
<b>LIABILITIES</b>				
<b>Current liabilities</b>				
<b>Financial liabilities</b>				
Trade payables	9	5,750	2,12,52,169	13,83,61,789
Other current liabilities	10	15,08,66,683	13,04,65,644	1,25,95,489
<b>Total liabilities</b>		<b>15,08,72,433</b>	<b>15,17,17,813</b>	<b>15,09,57,278</b>
<b>Total Equity and Liabilities</b>		<b>15,08,21,132</b>	<b>15,16,73,033</b>	<b>15,09,21,388</b>
Summary of significant accounting policies	3			

The accompanying notes are an integral part of the financial statements.

As per our report of even date

For Jain Jindal &amp; Co.

Firm registration No : 025817N

Chartered Accountants

Amit Jindal

Partner

Membership No. : 504308

For and on behalf of the Board of Directors of  
Eclogue Conbuild Private Limited

Jasveer Singh Panwar

Director

DIN-06849825

Satish Kumar Goyal

Director

DIN-06520570

Place : New Delhi

Date : May 24, 2017

24 MAY 2017



**Eclogue Conbuild Private Limited**

Statement of Profit and Loss for the year 31 March 2017

(Amount in Rupees, unless otherwise stated)

	Notes	31 March 2017	31 March 2016
<b>REVENUE</b>			
Revenue From Operations		-	-
Other Income	11	485	-
<b>Total Income (I)</b>		<b>485</b>	<b>-</b>
<b>EXPENSES</b>			
Finance costs	12	-	521
Other expenses	13	7,005	8,370
<b>Total Expenses (II)</b>		<b>7,005</b>	<b>8,891</b>
<b>Profit/(Loss) before tax from continuing operations (I-II)</b>		<b>(6,520)</b>	<b>(8,891)</b>
<b>Tax expense:</b>			
Current Tax		-	-
<b>Profit/(Loss) for the year from continuing operations</b>		<b>(6,520)</b>	<b>(8,891)</b>
<b>Other comprehensive income</b>		<b>-</b>	<b>-</b>
<b>Total other comprehensive income for the year, net of tax</b>		<b>-</b>	<b>-</b>
<b>Total comprehensive income/(loss) for the year, net of tax</b>		<b>(6,520)</b>	<b>(8,891)</b>
<b>Earnings per equity share (computed on the basis of profit/(loss) for the year):</b>	14		
(1) Basic		(0.65)	(0.89)
(2) Diluted		(0.65)	(0.89)

Summary of significant accounting policies

3

The accompanying notes are an integral part of the financial statements.

As per our report of even date

For Jain Jindal &amp; Co.

Firm registration No : 025817N

Chartered Accountants

Amir Jindal

Partner

Membership No. : 504308

For and on behalf of the Board of Directors of  
Eclogue Conbuild Private LimitedJasveer Singh Panwar  
Director  
DIN-06849825Satish Kumar Goyal  
Director  
DIN-06520570

Place : New Delhi

Date : May 24, 2017

24 MAY 2017





**ECRU BUILDERS PRIVATE LIMITED**  
**BALANCE SHEET AS AT 31 MARCH 2017**  
(Amount in Rupees, unless otherwise stated)

	Notes	As at 31 March 2017	As at 31 March 2016	As at 1 April 2015
<b>ASSETS</b>				
<b>Current assets</b>				
Inventories	4	28,027,485	28,027,485	28,027,485
Financial assets				
Cash and cash equivalents	5	12,978	2,382	10,233
Other current assets	6	26,275,505	26,275,505	26,275,505
		54,315,968	54,305,372	54,313,223
<b>Total Assets</b>		<b>54,315,968</b>	<b>54,305,372</b>	<b>54,313,223</b>
<b>EQUITY AND LIABILITIES</b>				
<b>Equity</b>				
Equity share capital	7	100,000	100,000	100,000
Other equity	8			
Retained Earnings		(134,768)	(127,954)	(119,381)
<b>Total equity</b>		<b>(34,768)</b>	<b>(27,954)</b>	<b>(19,381)</b>
<b>LIABILITIES</b>				
<b>Current liabilities</b>				
Financial liabilities				
Trade payables	9	5,750	6,340	5,618
Other current liabilities	10	54,344,985	54,326,985	54,326,985
<b>Total liabilities</b>		<b>54,350,735</b>	<b>54,333,325</b>	<b>54,332,603</b>
<b>Total Equity and Liabilities</b>		<b>54,315,968</b>	<b>54,305,372</b>	<b>54,313,223</b>

Summary of significant accounting policies

The accompanying notes are an integral part of the financial statements.

As per our report of even date

For Sanjay Rastogi & Associates  
Firm registration No : 014056N  
Chartered Accountants

CA Sanjay Rastogi  
Prop.  
Membership No. : 075033



For and on behalf of the Board of Directors of  
ECRU BUILDERS PRIVATE LIMITED

Pankaj Bhushan Patel  
Director  
DIN-06558557

Birendra Kumar Thakur  
Director  
DIN-06788732

Place : New Delhi

Date : 24 MAY 2017



**ECRU BUILDERS PRIVATE LIMITED**  
**STATEMENT OF PROFIT AND LOSS FOR THE YEAR ENDED 31 MARCH 2017**  
(Amount in Rupees, unless otherwise stated)

Particulars	Notes	31 March 2017	31 March 2016
<b>Continuing operations</b>			
<b>Total Income (I)</b>		-	-
<b>EXPENSES</b>			
Other expenses	11	6,699	8,573
Finance costs	12	115	-
<b>Total Expenses (II)</b>		6,814	8,573
<b>Loss before tax from continuing operations (I-II)</b>		(6,814)	(8,573)
<b>Tax expense:</b>			
Current Tax		-	-
<b>Loss for the year from continuing operations</b>		(6,814)	(8,573)
<b>Other comprehensive income</b>		-	-
<b>Total other comprehensive income for the year, net of tax</b>		-	-
<b>Total comprehensive loss for the year, net of tax</b>		(6,814)	(8,573)
<b>Earnings per equity share (computed on the basis of profit/(loss) for the year):</b>	13		
(1) Basic		(0.68)	(0.86)
(2) Diluted		(0.68)	(0.86)

Summary of significant accounting policies 3

The accompanying notes are an integral part of the financial statements.

As per our report of even date

For Sanjay Rastogi & Associates  
Firm registration No : 014056N  
Chartered Accountants

CA Sanjay Rastogi  
Prop.  
Membership No. : 075033



For and on behalf of the Board of Directors of  
ECRU BUILDERS PRIVATE LIMITED

Pankaj Bhushan Patel  
Director  
DIN-06558557

Birendra Kumar Thakur  
Director  
DIN-06788732

Place : New Delhi  
Date : 24 MAY 2017

**Ecstasy Conbuild Private Limited**  
**Balance Sheet as at 31 March 2017**  
(Amount in Rupees, unless otherwise stated)

	Notes	As at 31 March 2017	As at 31 March 2016	As at 1 April 2015
<b>ASSETS</b>				
<b>Current assets</b>				
Inventories	4	1,14,56,289	1,14,56,289	1,14,56,289
Financial assets				
Cash and cash equivalents	5	4,708	5,036	6,640
Other current assets	6	1,02,59,548	1,02,78,548	1,02,78,548
		<u>2,17,20,545</u>	<u>2,17,39,873</u>	<u>2,17,41,477</u>
<b>Total Assets</b>		<u>2,17,20,545</u>	<u>2,17,39,873</u>	<u>2,17,41,477</u>
<b>EQUITY AND LIABILITIES</b>				
<b>Equity</b>				
Equity share capital	7	2,00,000	2,00,000	2,00,000
Other equity	8	1,02,72,282	1,02,85,935	1,02,96,209
<b>Total equity</b>		<u>1,04,72,282</u>	<u>1,04,85,935</u>	<u>1,04,96,209</u>
<b>LIABILITIES</b>				
<b>Current liabilities</b>				
Financial liabilities				
Trade payables	9	8,613	14,288	5,618
Other current liabilities	10	1,12,39,650	1,12,39,650	1,12,39,650
<b>Total liabilities</b>		<u>1,12,48,263</u>	<u>1,12,53,938</u>	<u>1,12,45,268</u>
<b>Total Equity and Liabilities</b>		<u>2,17,20,545</u>	<u>2,17,39,873</u>	<u>2,17,41,477</u>

Summary of significant accounting policies 3

The accompanying notes are an integral part of the financial statements.

As per our report of even date

For Jain Jindal & Co.  
Firm registration No : 025817N  
Chartered Accountants

  
**Amit Jindal**  
Partner  
Membership No. : 504308



For and on behalf of the Board of Directors of  
**Ecstasy Conbuild Private Limited**

  
**Birendra Kumar Thakur**  
Director  
DIN-06788732

  
**Pankaj Sharma**  
Director  
DIN-07034894



Place : New Delhi  
Date : May 24, 2017

**Ecstasy Conbuild Private Limited**  
**Statement of Profit and Loss for the Year ended 31 March 2017**  
(Amount in Rupees, unless otherwise stated)

	Notes	31 March 2017	31 March 2016
<b>REVENUE</b>			
Revenue From Operations		-	-
<b>Total Income (I)</b>		-	-
<b>EXPENSES</b>			
Finance costs	11	805	66
Other expenses	12	12,848	10,208
<b>Total Expenses (II)</b>		13,653	10,274
<b>Profit/(Loss) before tax from continuing operations (I-II)</b>		(13,653)	(10,274)
<b>Tax expense:</b>			
Current Tax		-	-
<b>Profit/(Loss) for the year from continuing operations</b>		(13,653)	(10,274)
<b>Other comprehensive income</b>		-	-
<b>Total other comprehensive income for the year, net of tax</b>		-	-
<b>Total comprehensive income/(loss) for the year, net of tax</b>		(13,653)	(10,274)
Earnings per equity share (computed on the basis of profit/(loss) for the year):	13		
(1) Basic		(0.68)	(0.51)
(2) Diluted		(0.68)	(0.51)

Summary of significant accounting policies 3

The accompanying notes are an integral part of the financial statements.


As per our report of even date

For Jain Jindal & Co.  
Firm registration No : 025817N  
Chartered Accountants


  
**Amit Jindal**  
Partner  
Membership No. : 504308



For and on behalf of the Board of Directors of  
**Ecstasy Conbuild Private Limited**



**Birendra Kumar Thakur**  
Director  
DIN-06788732



**Pankaj Sharma**  
Director  
DIN-07034894

Place : New Delhi  
Date : May 24, 2017





**EDENIC PROPBUILD PRIVATE LIMITED**  
**BALANCE SHEET AS AT 31 MARCH 2017**  
(Amount in Rupees, unless otherwise stated)

	Notes	As at 31 March 2017	As at 31 March 2016	As at 1 April 2015
<b>ASSETS</b>				
<b>Non-current assets</b>				
Intangible assets under development	4	43,74,61,146	43,74,61,146	43,74,61,146
Financial assets				
Other financial assets	5	3,12,73,709	2,73,07,040	2,39,46,441
Other non-current assets	6	49,26,99,868	50,05,60,161	47,77,52,814
		<b>96,14,34,723</b>	<b>96,53,28,346</b>	<b>93,91,60,400</b>
<b>Current assets</b>				
Financial assets				
Cash and cash equivalents	7	34,564	46,002	1,28,791
Other current assets	8	12,13,00,070	9,41,27,481	9,75,44,736
		<b>12,13,34,634</b>	<b>9,41,73,483</b>	<b>9,76,73,527</b>
<b>Total Assets</b>		<b>1,08,27,69,357</b>	<b>1,05,95,01,830</b>	<b>1,03,68,33,927</b>
<b>EQUITY AND LIABILITIES</b>				
<b>Equity</b>				
Equity share capital	9	1,00,000	1,00,000	1,00,000
Other equity	10			
Retained earnings		(1,25,41,94,289)	(1,01,30,03,711)	(77,33,56,363)
<b>Total equity</b>		<b>(1,25,40,94,289)</b>	<b>(1,01,29,03,711)</b>	<b>(77,32,56,363)</b>
<b>LIABILITIES</b>				
<b>Current liabilities</b>				
Financial liabilities				
Trade payables	11	4,03,50,911	13,39,68,590	72,84,800
Other current liabilities	12	2,29,65,12,735	1,93,84,36,950	1,80,28,05,490
<b>Total liabilities</b>		<b>2,33,68,63,646</b>	<b>2,07,24,05,541</b>	<b>1,81,00,90,290</b>
<b>Total Equity and Liabilities</b>		<b>1,08,27,69,357</b>	<b>1,05,95,01,830</b>	<b>1,03,68,33,927</b>

Summary of significant accounting policies

3

The accompanying notes are an integral part of the financial statements.

As per our report of even date

For Rajeev & Ajay  
Firm Reg. No.: 009977N  
Chartered Accountants

Rajeev Sabharwal  
Partner  
Membership No.: 084833

Place : New Delhi

Date :

24 MAY 2017

For and on behalf of the Board of Directors of  
**EDENIC PROPBUILD PRIVATE LIMITED**

Amitabh Chaudhuri  
Director  
DIN-03068961

Vikram Jit Singh  
Director  
DIN-06788748

**EDENIC PROPBUILD PRIVATE LIMITED**  
**STATEMENT OF PROFIT AND LOSS FOR THE YEAR ENDED 31 MARCH 2017**  
(Amount in Rupees, unless otherwise stated)

Particulars	Notes	31 March 2017	31 March 2016
Other income	13	39,44,874	33,60,599
<b>Total income (I)</b>		<b>39,44,874</b>	<b>33,60,599</b>
<b>EXPENSES</b>			
Other expenses	14	24,51,34,944	24,30,06,041
Finance costs	15	508	1,906
<b>Total expenses (II)</b>		<b>24,51,35,452</b>	<b>24,30,07,947</b>
<b>(Loss) before tax from operations (I-II)</b>		<b>(24,11,90,578)</b>	<b>(23,96,47,348)</b>
<b>Tax expense:</b>			
Current tax		-	-
<b>(Loss) for the year from operations</b>		<b>(24,11,90,578)</b>	<b>(23,96,47,348)</b>
Other comprehensive income		-	-
<b>Total other comprehensive income for the year, net of tax</b>		<b>-</b>	<b>-</b>
<b>Total comprehensive income/(loss) for the year, net of tax</b>		<b>(24,11,90,578)</b>	<b>(23,96,47,348)</b>
Earnings per equity share (computed on the basis of (loss) for the year):	16		
(1) Basic		(24,119.06)	(23,964.73)
(2) Diluted		(24,119.06)	(23,964.73)
Summary of significant accounting policies	3		

The accompanying notes are an integral part of the financial statements.

**As per our report of even date**

**For Rajeev & Ajay**  
Firm Reg. No.: 009977N  
Chartered Accountants

  
**Rajeev Sabharwal**  
Partner  
Membership No. : 084833

For and on behalf of the Board of Directors of  
**EDENIC PROPBUILD PRIVATE LIMITED**

  
**Amitabh Chaudhuri**  
Director  
DIN-03068961

  
**Vikram Jit Singh**  
Director  
DIN-06788748

Place : New Delhi

Date :

24 MAY 2017

**Edge Conbuild Private Limited**

Balance Sheet as at 31 March 2017

(Amount in Rupees, unless otherwise stated)

	Notes	As at 31 March 2017	As at 31 March 2016	As at 1 April 2015
<b>ASSETS</b>				
<b>Current assets</b>				
Inventories	4	12,56,50,720	12,56,50,720	12,56,40,720
Financial assets				
Cash and cash equivalents	5	54,93,168	9,041	11,773
Other current assets	6	-	-	10,000
<b>Total Assets</b>		<b>13,11,43,888</b>	<b>12,56,59,761</b>	<b>12,56,62,493</b>
<b>EQUITY AND LIABILITIES</b>				
<b>Equity</b>				
Equity share capital	7	1,00,000	1,00,000	1,00,000
Other equity	8			
Retained Earnings		(2,19,028)	(2,09,978)	(2,01,409)
<b>Total equity</b>		<b>(1,19,028)</b>	<b>(1,09,978)</b>	<b>(1,01,409)</b>
<b>LIABILITIES</b>				
<b>Current liabilities</b>				
Financial liabilities				
Trade payables	9	12,37,56,463	12,37,62,138	12,37,56,331
Other current liabilities	10	75,06,453	20,07,601	20,07,571
<b>Total liabilities</b>		<b>13,12,62,916</b>	<b>12,57,69,739</b>	<b>12,57,63,902</b>
<b>Total Equity and Liabilities</b>		<b>13,11,43,888</b>	<b>12,56,59,761</b>	<b>12,56,62,493</b>
Summary of significant accounting policies	3			

The accompanying notes are an integral part of the financial statements.

As per our report of even date

For Jain Jindal & Co.  
Firm registration No : 025817N  
Chartered Accountants




**Amit Jindal**  
Partner  
Membership No. : 504308



For and on behalf of the Board of Directors of  
**Edge Conbuild Private Limited**



**Vikram Jit Singh**  
Director  
DIN-06788748



**Akshat Maheshwari**  
Director  
DIN-07504909

Place : New Delhi  
Date : May 24, 2017

24 MAY 2017





**Edge Conbuild Private Limited**

Statement of Profit and Loss for the year ended 31 March 2017

(Amount in Rupees, unless otherwise stated)

Particulars	Notes	31 March 2017	31 March 2016
<b>REVENUE</b>			
Revenue From Operations		-	-
<b>Total Income (I)</b>		-	-
<b>EXPENSES</b>			
Finance costs	11	1,225	506
Other expenses	12	7,825	8,063
<b>Total Expenses (II)</b>		9,050	8,569
<b>Profit/(Loss) before tax from continuing operations (I-II)</b>		(9,050)	(8,569)
<b>Tax expense:</b>			
Current Tax		-	-
<b>Profit/(Loss) for the year from continuing operations</b>		(9,050)	(8,569)
<b>Other comprehensive income</b>		-	-
<b>Total other comprehensive income for the year, net of tax</b>		-	-
<b>Total comprehensive income/(loss) for the year, net of tax</b>		(9,050)	(8,569)
<b>Earnings per equity share (computed on the basis of profit/(loss) for the year):</b>	13		
(1) Basic		(0.91)	(0.86)
(2) Diluted		(0.91)	(0.86)

Summary of significant accounting policies 3

The accompanying notes are an integral part of the financial statements.

As per our report of even date


For Jain Jindal &amp; Co.

Firm registration No : 025817N

Chartered Accountants

Amit Jindal  
Partner

Membership No. : 504308

For and on behalf of the Board of Directors of  
Edge Conbuild Private LimitedVikram Jit Singh  
Director  
DIN-06788748Akshat Maheshwari  
Director  
DIN-07504909Place : New Delhi  
Date : May 24, 2017

24 MAY 2017



**EDIT ESTATES PRIVATE LIMITED**  
**BALANCE SHEET AS AT 31 MARCH 2017**  
(Amount in Rupees, unless otherwise stated)

	Notes	As at 31 March 2017	As at 31 March 2016	As at 1 April 2015
<b>ASSETS</b>				
<b>Current assets</b>				
Inventories	4	29,108,720	29,108,720	29,108,720
Financial assets				
Cash and cash equivalents	5	5,985	9,600	12,228
<b>Total Assets</b>		<b>29,114,705</b>	<b>29,118,320</b>	<b>29,120,948</b>
<b>EQUITY AND LIABILITIES</b>				
<b>Equity</b>				
Equity share capital	6	100,000	100,000	100,000
Other equity	7			
Retained Earnings		(518,567)	(510,627)	(502,191)
<b>Total equity</b>		<b>(418,567)</b>	<b>(410,627)</b>	<b>(402,191)</b>
<b>LIABILITIES</b>				
<b>Current liabilities</b>				
Financial liabilities				
Trade payables	8	5,750	11,425	5,618
Other current liabilities	9	29,527,521	29,517,521	29,517,521
<b>Total liabilities</b>		<b>29,533,271</b>	<b>29,528,946</b>	<b>29,523,139</b>
<b>Total Equity and Liabilities</b>		<b>29,114,705</b>	<b>29,118,320</b>	<b>29,120,948</b>

Summary of significant accounting policies

3

The accompanying notes are an integral part of the financial statements.

As per our report of even date

For Rajeev & Ajay  
Firm registration No : 009977N  
Chartered Accountants

Rajeev Sabharwal  
Partner  
Membership No. : 084833



For and on behalf of the Board of Directors of  
EDIT ESTATES PRIVATE LIMITED

Chandra Shekher Joshi  
Director  
DIN-07099624

Neeraj Kumar  
Director  
DIN-06874763

Place : New Delhi  
Date : 24 MAY 2017



**EDIT ESTATES PRIVATE LIMITED**  
**STATEMENT OF PROFIT AND LOSS FOR THE YEAR ENDED 31 MARCH 2017**  
(Amount in Rupees, unless otherwise stated)

Particulars	Notes	31 March 2017	31 March 2016
Revenue From Operations		-	-
Total Income (I)		-	-
<b>EXPENSES</b>			
Other expenses	10	7,825	8,369
Finance costs	11	115	66
Total Expenses (II)		7,940	8,435
Profit/(Loss) before tax from continuing operations (I-II)		(7,940)	(8,435)
Tax expense:			
Current Tax		-	-
Profit/(Loss) for the year from continuing operations		(7,940)	(8,435)
Other comprehensive income		-	-
Total other comprehensive income for the year, net of tax		-	-
Total comprehensive income/(loss) for the year, net of tax		(7,940)	(8,435)
Earnings per equity share (computed on the basis of profit/(loss) for the year):	12		
(1) Basic		(0.79)	(0.84)
(2) Diluted		(0.79)	(0.84)

Summary of significant accounting policies

3

The accompanying notes are an integral part of the financial statements.

As per our report of even date

For Rajeev & Ajay  
Firm registration No : 009977N  
Chartered Accountants

Rajeev Sabharwal  
Partner  
Membership No. : 084833



For and on behalf of the Board of Directors of  
**EDIT ESTATES PRIVATE LIMITED**

Chandra Shekher Joshi  
Director  
DIN-07099624

Neeraj Kumar  
Director  
DIN-06874763

Place : New Delhi  
Date : 24 MAY 2017



**EDUCT PROPBUILD PRIVATE LIMITED**  
**BALANCE SHEET AS AT 31 MARCH 2017**  
(Amount in Rupees, unless otherwise stated)

	Notes	As at 31 March 2017	As at 31 March 2016	As at 1 April 2015
<b>ASSETS</b>				
<b>Current assets</b>				
Financial assets				
Cash and cash equivalents	4	25,000	-	14,327
<b>Total Assets</b>		<b>25,000</b>	<b>-</b>	<b>14,327</b>
<b>EQUITY AND LIABILITIES</b>				
<b>Equity</b>				
Equity share capital	5	100,000	100,000	100,000
Other equity	6			
Retained Earnings		(7,104,631)	(7,097,317)	(7,089,667)
<b>Total equity</b>		<b>(7,004,631)</b>	<b>(6,997,317)</b>	<b>(6,989,667)</b>
<b>LIABILITIES</b>				
<b>Current liabilities</b>				
Financial liabilities				
Trade payables	7	19,046	11,732	5,618
Other Current liabilities	8	7,010,585	6,985,585	6,998,376
<b>Total liabilities</b>		<b>7,029,631</b>	<b>6,997,317</b>	<b>7,003,994</b>
<b>Total Equity and Liabilities</b>		<b>25,000</b>	<b>-</b>	<b>14,327</b>

Summary of significant accounting policies

3

The accompanying notes are an integral part of the financial statements.

As per our report of even date

For Rajeev & Ajay  
Firm registration No : 009977N  
Chartered Accountants

Rajeev Sabharwal  
Partner  
Membership No. : 084833

Place : New Delhi  
Date : 24 MAY 2017

For and on behalf of the Board of Directors of  
EDUCT PROPBUILD PRIVATE LIMITED

Manish Kumar Bhansali  
Director  
DIN-06583437

Tarun Chadha  
Director  
DIN-07109007

P2

**EDUCT PROPBUILD PRIVATE LIMITED**  
**STATEMENT OF PROFIT AND LOSS FOR THE YEAR ENDED 31 MARCH 2017**  
(Amount in Rupees, unless otherwise stated)

Particulars	Notes	31 March 2017	31 March 2016
Revenue From Operations		-	-
Total Income (I)		-	-
<b>EXPENSES</b>			
Other expenses	9	7,314	7,650
Total Expenses (II)		7,314	7,650
Profit/(Loss) before tax from continuing operations (I-II)		(7,314)	(7,650)
Tax expense:			
Current Tax		-	-
Profit/(Loss) for the year from continuing operations		(7,314)	(7,650)
Other comprehensive income		-	-
Total other comprehensive income for the year, net of tax		-	-
Total comprehensive income/(loss) for the year, net of tax		(7,314)	(7,650)
Earnings per equity share (computed on the basis of profit/(loss) for the year):	10		
(1) Basic		(0.73)	(0.77)
(2) Diluted		(0.73)	(0.77)
Summary of significant accounting policies	3		

The accompanying notes are an integral part of the financial statements.

As per our report of even date

For Rajeev & Ajay  
Firm registration No : 009977N  
Chartered Accountants

Rajeev Sabharwal  
Partner  
Membership No. : 084833



For and on behalf of the Board of Directors of  
EDUCT PROPBUILD PRIVATE LIMITED

Manish Kumar Bhansali  
Director  
DIN-06583437

Tarun Chadha  
Director  
DIN-07109007

Place : New Delhi  
Date : 24 MAY 2017

Elan Conbuild Private Limited  
BALANCE SHEET AS AT 31 MARCH 2017  
(Amount in Rupees, unless otherwise stated)

	Notes	As at 31 March 2017	As at 31 March 2016	As at 1 April 2015
<b>ASSETS</b>				
<b>Non-current assets</b>				
Capital work-in-progress	4	-	-	-
<b>Current assets</b>				
<b>Financial assets</b>				
Cash and cash equivalents	5	28,863	1,115	5,858
Other financial assets	6	-	-	-
		<b>28,863</b>	<b>1,115</b>	<b>5,858</b>
<b>Total Assets</b>		<b>28,863</b>	<b>1,115</b>	<b>5,858</b>
<b>EQUITY AND LIABILITIES</b>				
<b>Equity</b>				
Equity share capital	7	100,000	100,000	100,000
Other equity	8	-	-	-
Retained Earnings		(702,207,285)	(701,202,299)	(699,606,059)
<b>Total equity</b>		<b>(702,107,285)</b>	<b>(701,102,299)</b>	<b>(699,506,059)</b>
<b>LIABILITIES</b>				
<b>Current liabilities</b>				
<b>Financial liabilities</b>				
Trade payables	9	2,313,021	2,422,476	7,590,330
Other financial liabilities	10	6,832,385	6,832,385	6,832,385
Other current liabilities	11	692,990,742	691,848,552	685,089,202
<b>Total liabilities</b>		<b>702,136,148</b>	<b>701,103,414</b>	<b>699,511,918</b>
<b>Total Equity and Liabilities</b>		<b>28,863</b>	<b>1,115</b>	<b>5,858</b>
Summary of significant accounting policies	3			

The accompanying notes are an integral part of the financial statements.

As per our report of even date

For Rajeev & Ajay  
Firm registration No : 009977N  
Chartered Accountants



Place : New Delhi  
Date : 24 MAY 2017

For and on behalf of the Board of Directors of  
Elan Conbuild Private Limited

Amitesh Mishra  
Director  
DIN-06549028

Pankaj Sharma  
Director  
DIN-07034894



Elan Conbuild Private Limited  
STATEMENT OF PROFIT AND LOSS FOR THE YEAR ENDED 31 MARCH 2017  
(Amount in Rupees, unless otherwise stated)

Particulars	Notes	31 March 2017	31 March 2016
Other Income	12	-	351,403,385
<b>Total Income (I)</b>		-	<b>351,403,385</b>
<b>EXPENSES</b>			
Other expenses	13	1,004,832	352,999,458
Finance costs	14	155	166
<b>Total Expenses (II)</b>		<b>1,004,986</b>	<b>352,999,624</b>
<b>Profit/(Loss) before tax from operations (I-II)</b>		<b>(1,004,986)</b>	<b>(1,596,239)</b>
<b>Tax expense:</b>			
Current tax		-	-
<b>Profit/(Loss) for the year from continuing operations</b>		<b>(1,004,986)</b>	<b>(1,596,239)</b>
<b>Other comprehensive income</b>		-	-
<b>Total other comprehensive income for the year, net of tax</b>		-	-
<b>Total comprehensive income/(loss) for the year, net of tax</b>		<b>(1,004,986)</b>	<b>(1,596,239)</b>
Earnings per equity share (computed on the basis of profit/(loss) for the year):	15		
(1) Basic		(100.50)	(15.96)
(2) Diluted		(100.50)	(15.96)

Summary of significant accounting policies 3

The accompanying notes are an integral part of the financial statements.

As per our report of even date

For Rajeev & Ajay  
Firm registration No : 009977N  
Chartered Accountants  
  
Rajeev Sabharwal  
Partner  
Membership No. : 084833

For and on behalf of the Board of Directors of  
Elan Conbuild Private Limited

  
Amitesh Mishra  
Director  
DIN-06549028

  
Pankaj Sharma  
Director  
DIN-07034894

Place : New Delhi  
Date :

24 MAY 2017

**ELEGANT PROPBUILD PRIVATE LIMITED**  
**BALANCE SHEET AS AT 31 MARCH 2017**  
(Amount in Rupees, unless otherwise stated)

	Notes	As at 31 March 2017	As at 31 March 2016	As at 1 April 2015
<b>ASSETS</b>				
<b>Current assets</b>				
Inventories	4	31,003,868	31,003,868	31,003,868
Financial assets				
Cash and cash equivalents	5	4,719	12,225	20,077
		<u>31,008,587</u>	<u>31,016,093</u>	<u>31,023,945</u>
<b>Total Assets</b>		<u>31,008,587</u>	<u>31,016,093</u>	<u>31,023,945</u>
<b>EQUITY AND LIABILITIES</b>				
<b>Equity</b>				
Equity share capital	6	200,000	200,000	200,000
Other equity	7			
Share Premium		30,903,868	30,903,868	30,903,868
Retained Earnings		(133,487)	(126,571)	(117,997)
<b>Total equity</b>		<u>30,970,381</u>	<u>30,977,297</u>	<u>30,985,871</u>
<b>LIABILITIES</b>				
<b>Current liabilities</b>				
Financial liabilities				
Trade payables	8	5,750	6,340	5,618
Other current liabilities	9	32,456	32,456	32,456
<b>Total liabilities</b>		<u>38,206</u>	<u>38,796</u>	<u>38,074</u>
<b>Total Equity and Liabilities</b>		<u>31,008,587</u>	<u>31,016,093</u>	<u>31,023,945</u>
Summary of significant accounting policies	3			

The accompanying notes are an integral part of the financial statements.

As per our report of even date

For Sanjay Rastogi & Associates  
Firm registration No : 014056N  
Chartered Accountants

CA Sanjay Rastogi  
Prop.  
Membership No. : 075033

Place : New Delhi  
Date :

24 MAY 2017



For and on behalf of the Board of Directors of  
ELEGANT PROPBUILD PRIVATE LIMITED

*Neeraj Kumar*  
Neeraj Kumar  
Director  
DIN-06874763

*Khaliquz Zaman*  
Khaliquz Zaman  
Director  
DIN-06849826

**ELEGANT PROPBUILD PRIVATE LIMITED**  
**STATEMENT OF PROFIT AND LOSS FOR THE YEAR ENDED 31 MARCH 2017**  
(Amount in Rupees, unless otherwise stated)

Particulars	Notes	31 March 2017	31 March 2016
Continuing operations			
Total Income (I)		-	-
<b>EXPENSES</b>			
Other expenses	10	6,801	8,574
Finance costs	11	115	-
Total Expenses (II)		6,916	8,574
Loss before tax from continuing operations (I-II)		(6,916)	(8,574)
Tax expense:			
Current Tax		-	-
Loss for the year from continuing operations		(6,916)	(8,574)
Other comprehensive income		-	-
Total other comprehensive income for the year, net of tax		-	-
Total comprehensive loss for the year, net of tax		(6,916)	(8,574)
Earnings per equity share (computed on the basis of loss for the year):	12		
(1) Basic		(0.35)	(0.43)
(2) Diluted		(0.35)	(0.43)

Summary of significant accounting policies

The accompanying notes are an integral part of the financial statements.

As per our report of even date

For Sanjay Rastogi & Associates  
Firm registration No : 014056N  
Chartered Accountants

CA Sanjay Rastogi  
Prop.  
Membership No. : 075033



For and on behalf of the Board of Directors of  
ELEGANT PROPBUILD PRIVATE LIMITED

  
Neeraj Kumar  
Director  
DIN-06874763

  
Khalique Zaman  
Director  
DIN-06849826

Place : New Delhi

Date : 24 MAY 2017



Elite Conbuild Private Limited  
BALANCE SHEET AS AT 31 MARCH 2017  
(Amount in Rupees, unless otherwise stated)

	Notes	As at 31 March 2017	As at 31 March 2016	As at 1 April 2015
<b>ASSETS</b>				
<b>Non-current assets</b>				
Capital work-in-progress	4	701,000,000	883,413,966	883,413,966
		701,000,000	883,413,966	883,413,966
<b>Current assets</b>				
Financial assets	5	3,119	15,615	16,941
Cash and cash equivalents	6	6,326,957	6,326,957	6,326,957
Other financial assets	7	12,100,000	12,100,000	12,314,219
Other current assets		18,430,076	18,442,572	18,658,118
		719,430,076	901,856,538	902,072,084
<b>Total Assets</b>				
<b>EQUITY AND LIABILITIES</b>				
<b>Equity</b>				
Equity share capital	8	100,000	100,000	100,000
Other equity	9	(420,223,401)	(237,801,421)	(237,576,761)
Retained Earnings		(420,123,401)	(237,701,421)	(237,476,761)
Total equity				
<b>LIABILITIES</b>				
<b>Current liabilities</b>				
Financial liabilities	10	219,787	225,770	219,655
Trade payables	11	19,805,525	19,805,525	19,954,025
Other financial liabilities	12	1,119,528,165	1,119,526,665	1,119,375,165
Other current liabilities		1,139,553,477	1,139,557,960	1,139,548,845
Total liabilities		719,430,076	901,856,538	902,072,084
<b>Total Equity and Liabilities</b>				

Summary of significant accounting policies

3

The accompanying notes are an integral part of the financial statements.

As per our report of even date

For Rajeev & Ajay  
Firm registration No : 009977N  
Chartered Accountants

Rajeev Sabharwal  
Partner  
Membership No. : 084833



Place : New Delhi  
Date : 24 MAY 2017

For and on behalf of the Board of Directors of  
Elite Conbuild Private Limited

Vikas Garg  
Director  
DIN-05267799

Amitesh Mishra  
Director  
DIN-06549028

Elite Conbuild Private Limited  
STATEMENT OF PROFIT AND LOSS FOR THE YEAR ENDED 31 MARCH 2017  
(Amount in Rupees, unless otherwise stated)

Particulars	Notes	31 March 2017	31 March 2016
Other Income	13	300	-
<b>Total Income (I)</b>		<b>300</b>	<b>-</b>
<b>EXPENSES</b>			
Other expenses	14	182,422,164	224,294
Finance costs	15	115	366
<b>Total Expenses (II)</b>		<b>182,422,279</b>	<b>224,660</b>
<b>Profit/(Loss) before tax from continuing operations (I-II)</b>		<b>(182,421,979)</b>	<b>(224,660)</b>
<b>Tax expense:</b>			
Current Tax		-	-
<b>Profit/(Loss) for the year from continuing operations</b>		<b>(182,421,979)</b>	<b>(224,660)</b>
<b>Other comprehensive income</b>		<b>-</b>	<b>-</b>
<b>Total other comprehensive income for the year, net of tax</b>		<b>-</b>	<b>-</b>
<b>Total comprehensive income/(loss) for the year, net of tax</b>		<b>(182,421,979)</b>	<b>(224,660)</b>
Earnings per equity share (computed on the basis of profit/(loss) for the year):	16		
(1) Basic		(18,242.20)	(22.47)
(2) Diluted		(18,242.20)	(22.47)
Summary of significant accounting policies	3		

The accompanying notes are an integral part of the financial statements.

As per our report of even date

For Rajeev & Ajay  
Firm registration No : 009977A  
Chartered Accountants

Rajeev Sabharwal  
Partner  
Membership No. : 084833



Place : New Delhi  
Date : 24 MAY 2017

For and on behalf of the Board of Directors of  
Elite Conbuild Private Limited

Vikas Garg  
Director  
DIN-05267799

Amitesh Mishra  
Director  
DIN-06549028

**EMAAR MGF CONSTRUCTION PRIVATE LIMITED**  
**BALANCE SHEET AS AT 31 MARCH 2017**  
(Amount in Rupees, unless otherwise stated)

	Notes	As at 31 March 2017	As at 31 March 2016	As at 1 April 2015
<b>ASSETS</b>				
<b>Non-current assets</b>				
Property, plant and equipment	4	78,823	200,604	323,580
Income tax assets (net)	25(iii)	460,828,234	460,828,690	458,015,560
Other non-current assets	10	1,919,319,621	1,831,142,434	1,831,968,641
		<b>2,380,226,678</b>	<b>2,292,171,728</b>	<b>2,290,307,781</b>
<b>Current assets</b>				
Inventories	5	587,313,793	568,706,273	567,363,973
Financial assets				
Loans	6	48,200	48,200	50,000
Trade receivables	7	11,269,638	14,453,032	17,041,545
Cash and cash equivalents	8	4,953,136	1,078,266	2,814,004
Other financial assets	9	8,105,658	10,737,289	14,386,251
Other current assets	10	5,747,650	-	5,000,000
		<b>617,438,075</b>	<b>595,023,060</b>	<b>606,655,773</b>
<b>Total Assets</b>		<b>2,997,664,753</b>	<b>2,887,194,788</b>	<b>2,896,963,554</b>
<b>EQUITY AND LIABILITIES</b>				
<b>Equity</b>				
Equity share capital	11	54,853,390	54,853,390	54,853,390
Other equity		169,386,902	172,945,867	221,164,498
<b>Total equity</b>		<b>224,240,292</b>	<b>227,799,257</b>	<b>276,017,888</b>
<b>LIABILITIES</b>				
<b>Current liabilities</b>				
Financial liabilities				
Trade payables	12	318,233,987	339,922,939	342,994,289
Other financial liabilities	13	2,315,652,652	2,135,527,712	2,083,276,791
Other liabilities	14	137,139,258	180,915,657	190,926,385
Provisions	15	2,398,564	3,029,223	3,748,201
<b>Total liabilities</b>		<b>2,773,424,461</b>	<b>2,659,395,531</b>	<b>2,620,945,666</b>
<b>Total Equity and Liabilities</b>		<b>2,997,664,753</b>	<b>2,887,194,788</b>	<b>2,896,963,554</b>

The accompanying notes are an integral part of the financial statements.

As per our report of even date

For S.R. Batliboi & Co. LLP  
Chartered Accountants  
Firm Registration No.: 301003E/ E300005

per Naman Agarwal  
Partner  
Membership No.: 502405

Place : Gurgaon  
Date : 25 May 2017



For and on behalf of the Board of Directors of  
Emaar MGF Construction Private Limited

Satish Kumar Goyal  
Director  
DIN-06520570

Akshat Maheshwari  
Company Secretary

M.No. - A35021

Madhpreet Singh  
Director  
DIN-01194096





**EMAAR MGF CONSTRUCTION PRIVATE LIMITED**  
**STATEMENT OF PROFIT AND LOSS FOR THE YEAR ENDED 31 MARCH 2017**  
(Amount in Rupees, unless otherwise stated)

	Notes	31 March 2017	31 March 2016
Revenue from operations	16	29,498,220	19,810,263
Other income	17	16,402,638	1,177,392
<b>Total Income (I)</b>		<b>45,900,858</b>	<b>20,987,655</b>
<b>EXPENSES</b>			
(Increase)/decrease in inventories	18	(18,607,520)	(1,342,300)
Material cost and contractor expenses		25,576,243	32,353,420
Employee benefits expense	19	10,280,728	9,615,612
Finance costs	20	17,372	4,769
Other expenses	21	32,279,237	29,031,051
Depreciation expense	4	121,781	122,976
<b>Total Expenses (II)</b>		<b>49,667,841</b>	<b>69,785,528</b>
<b>(Loss) before tax (I-II)</b>		<b>(3,766,983)</b>	<b>(48,797,873)</b>
<b>Tax expense:</b>			
Income tax expense		-	-
<b>(Loss) for the year</b>		<b>(3,766,983)</b>	<b>(48,797,873)</b>
<b>Other comprehensive income</b>			
Items that will not be reclassified to profit or loss in subsequent periods			
Re-measurement gains on defined benefit plan		208,018	579,242
<b>Other comprehensive income for the year, net of tax</b>		<b>208,018</b>	<b>579,242</b>
<b>Total comprehensive income/(loss) for the year, net of tax</b>		<b>(3,558,965)</b>	<b>(48,218,631)</b>
Earnings/(loss) per equity share (computed on the basis of profit/(loss) for the year):	22		
(1) Basic		(0.69)	(8.90)
(2) Diluted		(0.69)	(8.90)

The accompanying notes are an integral part of the financial statements.

As per our report of even date

For S.R. Batliboi & Co. LLP  
Chartered Accountants  
Firm Registration No.: 301003E/ E300005

per Naman Agarwal  
Partner  
Membership No.: 502405

Place : Gurgaon  
Date : 25 May 2017



For and on behalf of the Board of Directors of  
Emaar MGF Construction Private Limited

Satish Kumar Goyal  
Director  
DIN-06520570

Alokhat Maheshwari  
Company Secretary

M. No. A3502-1

Manpreet Singh  
Director  
DIN-01194096



# Emaar MGF Services Private Limited

Balance sheet as at 31 March 2017

(Amount in Rupees, unless otherwise stated)

	Notes	As at 31 March 2017	As at 31 March 2016	As at 1 April 2015
<b>ASSETS</b>				
<b>Non-current assets</b>				
Property, plant and equipment	4	82,575	-	-
Intangible assets under development		2,73,000	2,73,000	2,73,000
Deferred tax assets (Net)	5 C	1,80,500	-	-
		<u>5,36,075</u>	<u>2,73,000</u>	<u>2,73,000</u>
<b>Current assets</b>				
Financial assets	6	3,55,96,576	1,64,94,104	3,06,07,766
Investments	7	13,13,80,567	8,98,36,457	3,50,29,875
Trade receivables	8	53,07,929	1,94,66,274	49,99,551
Cash and cash equivalents	9	5,19,19,493	5,19,39,208	5,20,23,741
Other financial assets	10	92,14,145	57,73,783	25,91,363
Other current assets		<u>23,34,18,710</u>	<u>18,35,09,826</u>	<u>12,52,52,296</u>
		<u>23,39,54,785</u>	<u>18,37,82,826</u>	<u>12,55,25,296</u>
<b>Total Assets</b>				
<b>EQUITY AND LIABILITIES</b>				
<b>EQUITY</b>				
Equity share capital	11	1,00,000	1,00,000	1,00,000
Other equity	12	1,19,19,728	36,22,032	(40,93,172)
Retained earnings		<u>1,20,19,728</u>	<u>37,22,032</u>	<u>(39,93,172)</u>
<b>Total equity</b>				
<b>LIABILITIES</b>				
<b>Non-current liabilities</b>				
Provisions	18	11,20,711	13,42,487	14,95,468
		<u>11,20,711</u>	<u>13,42,487</u>	<u>14,95,468</u>
<b>Current liabilities</b>				
Financial liabilities	13	1,60,885	6,96,877	21,15,647
Borrowings	14	4,78,85,034	3,24,21,593	95,44,011
Trade payables	15	8,05,49,012	6,34,35,026	6,32,71,541
Other financial liabilities	16	9,09,30,861	8,09,09,125	5,23,23,851
Other current liabilities	17	12,62,193	12,08,511	7,08,472
Current tax liabilities (Net)	18	26,361	47,174	59,478
Provisions		<u>22,08,14,346</u>	<u>17,87,18,306</u>	<u>12,80,23,000</u>
		<u>23,39,54,785</u>	<u>18,37,82,826</u>	<u>12,55,25,296</u>
<b>Total Equity and Liabilities</b>				

Summary of significant accounting policies

3

The accompanying notes are an integral part of the financial statements.

As per our report of even date

For Jain Jindal & Co.  
Firm registration No : 025817N  
Chartered Accountants

Amit Jindal  
Partner  
Membership No. : 504308



For and on behalf of the Board of Directors of  
Emaar MGF Services Private Limited

Bipin Kumar Mishra  
Director  
DIN-06573752

Prashant Pandey  
Director  
DIN-03439831



Place : New Delhi  
Date : May 24, 2017

# Emaar MGF Services Private Limited

## Statement of Profit and Loss for the year ended 31 March 2017

(Amount in Rupees, unless otherwise stated)

	Notes	31 March 2017	31 March 2016
<b>Continuing operations</b>			
Revenue from operations	19	13,27,78,576	10,10,83,173
Other income	20	62,80,695	69,40,162
<b>Total Income (I)</b>		<b>13,90,59,271</b>	<b>10,80,23,335</b>
<b>EXPENSES</b>			
Employee benefits expense	21	1,21,32,582	1,05,32,882
Other expenses	22	11,58,58,848	8,78,40,025
Depreciation and amortization expense	23	14,846	-
Finance costs	24	8,95,970	2,06,568
<b>Total Expenses (II)</b>		<b>12,89,02,246</b>	<b>9,85,79,475</b>
<b>Profit before tax from continuing operations (I-II)</b>		<b>1,01,57,025</b>	<b>94,43,860</b>
<b>Tax expense:</b>			
Current Tax		20,66,481	18,68,427
Deferred Tax		(1,80,500)	-
<b>Total tax expenses</b>		<b>18,85,981</b>	<b>18,68,427</b>
<b>Profit for the year from continuing operations</b>		<b>82,71,044</b>	<b>75,75,433</b>
<b>Other Comprehensive Income</b>			
<b>Items that will be reclassified to profit or loss in subsequent periods</b>			
Re-measurement gains on defined benefit plans		39,172	2,05,428
Income tax effect		(12,520)	(65,657)
<b>Total other comprehensive income for the year, net of tax</b>		<b>26,652</b>	<b>1,39,771</b>
<b>Total comprehensive income for the year, net of tax</b>		<b>82,97,696</b>	<b>77,15,204</b>
<b>Earnings per equity share (computed on the basis of profit/(loss) for the year):</b>	25		
(1) Basic		827.10	757.54
(2) Diluted		827.10	757.54

Summary of significant accounting policies 3

The accompanying notes are an integral part of the financial statements.

As per our report of even date

For Jain Jindal & Co.  
Firm registration No : 025817N  
Chartered Accountants

Amit Jindal  
Partner  
Membership No. : 504308



For and on behalf of the Board of Directors of  
Emaar MGF Services Private Limited

Bipin Kumar Mishra  
Director  
DIN-06573752

Prashant Pandey  
Director  
DIN-03439831



Place : New Delhi  
Date : May 24, 2017




**EMINENCE CONBUILD PRIVATE LIMITED**  
**BALANCE SHEET AS AT 31 MARCH 2017**  
(Amount in Rupees, unless otherwise stated)

	Notes	As at 31 March 2017	As at 31 March 2016	As at 1 April 2015
<b>ASSETS</b>				
<b>Current assets</b>				
Financial assets				
Cash and cash equivalents	4	7,660	4,217	6,641
<b>Total Assets</b>		<b>7,660</b>	<b>4,217</b>	<b>6,641</b>
<b>EQUITY AND LIABILITIES</b>				
<b>Equity</b>				
Equity share capital	5	100,000	100,000	100,000
Other equity	6			
Retained Earnings		(129,659)	(121,777)	(113,547)
<b>Total equity</b>		<b>(29,659)</b>	<b>(21,777)</b>	<b>(13,547)</b>
<b>LIABILITIES</b>				
<b>Current liabilities</b>				
Financial liabilities				
Trade payables	7	5,750	11,425	5,618
Other current liabilities	8	31,569	14,569	14,569
<b>Total liabilities</b>		<b>37,319</b>	<b>25,994</b>	<b>20,187</b>
<b>Total Equity and Liabilities</b>		<b>7,660</b>	<b>4,217</b>	<b>6,641</b>

Summary of significant accounting policies 3

The accompanying notes are an integral part of the financial statements.

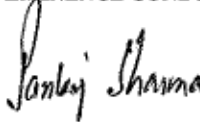
As per our report of even date

For Rajeev & Ajay  
Firm registration No. : 009977N  
Chartered Accountants  
  
Rajeev Sabharwal  
Partner  
Membership No. : 084833

Place : New Delhi

Date : 25 MAY, 2017

For and on behalf of the Board of Directors of  
**EMINENCE CONBUILD PRIVATE LIMITED**

  
Pankaj Sharma  
Director  
DIN-07034894

  
Sanjay Baweja  
Director  
DIN-03449009

**EMINENCE CONBUILD PRIVATE LIMITED**  
**STATEMENT OF PROFIT AND LOSS FOR THE YEAR ENDED 31 MARCH 2017**  
(Amount in Rupees, unless otherwise stated)

Particulars	Notes	31 March 2017	31 March 2016
Revenue from operations		-	-
<b>Total Income (I)</b>		-	-
<b>EXPENSES</b>			
Other expenses	9	6,390	8,164
Finance costs	10	1,492	66
<b>Total Expenses (II)</b>		<b>7,882</b>	<b>8,230</b>
<b>Profit/(Loss) before tax from continuing operations (I-II)</b>		<b>(7,882)</b>	<b>(8,230)</b>
<b>Tax expense:</b>			
Current Tax		-	-
<b>Profit/(Loss) for the year from continuing operations</b>		<b>(7,882)</b>	<b>(8,230)</b>
<b>Other comprehensive income</b>		-	-
<b>Total other comprehensive income for the year, net of tax</b>		-	-
<b>Total comprehensive income/(loss) for the year, net of tax</b>		<b>(7,882)</b>	<b>(8,230)</b>
Earnings per equity share (computed on the basis of profit/(loss) for the year):	11		
(1) Basic		(0.79)	(0.82)
(2) Diluted		(0.79)	(0.82)

Summary of significant accounting policies

3

The accompanying notes are an integral part of the financial statements.

As per our report of even date

For Rajeev & Ajay  
Firm registration No : 009977N  
Chartered Accountants

Rajeev Sahharwal  
Partner  
Membership No. : 084833

For and on behalf of the Board of Directors of  
**EMINENCE CONBUILD PRIVATE LIMITED**

*Pankaj Sharma*

Pankaj Sharma  
Director  
DIN-07034894

*Sanjay Baweja*

Sanjay Baweja  
Director  
DIN-03449009

Place : New Delhi

Date : 25 MAY 2017

**ENAMEL PROPBUILD PRIVATE LIMITED**  
**BALANCE SHEET AS AT 31 MARCH 2017**  
(Amount in Rupees, unless otherwise stated)

	Notes	As at 31 March 2017	As at 31 March 2016	As at 1 April 2015
<b>ASSETS</b>				
<b>Non-current assets</b>				
Financial Assets				
Investments	4	-	1,778,189	1,778,189
<b>Current assets</b>				
Cash and cash equivalents	5	11,456	1,179	8,178
<b>Total Assets</b>		<b>11,456</b>	<b>1,779,368</b>	<b>1,786,367</b>
<b>EQUITY AND LIABILITIES</b>				
<b>Equity</b>				
Equity share capital	6	100,000	100,000	100,000
Other equity	7			
Retained Earnings		(25,141,354)	(23,353,417)	(23,340,586)
<b>Total equity</b>		<b>(25,041,354)</b>	<b>(23,253,417)</b>	<b>(23,240,586)</b>
<b>LIABILITIES</b>				
<b>Current liabilities</b>				
Financial liabilities				
Trade payables	8	11,475	11,450	5,618
Other Current liabilities	9	25,041,335	25,021,335	25,021,335
<b>Total liabilities</b>		<b>25,052,810</b>	<b>25,032,785</b>	<b>25,026,953</b>
<b>Total Equity and Liabilities</b>		<b>11,456</b>	<b>1,779,368</b>	<b>1,786,367</b>
Summary of significant accounting policies	3			

The accompanying notes are an integral part of the financial statements.

As per our report of even date

For Rajeev & Ajay  
Firm registration No : 009977N  
Chartered Accountants

Rajeev Sabharwal  
Partner  
Membership No. : 084833



For and on behalf of the Board of Directors of  
ENAMEL PROPBUILD PRIVATE LIMITED

Vikram Jit Singh  
Director  
DIN-06788748

Om Dutt  
Director  
DIN-02548994

Place : New Delhi  
Date :

24 MAY 2017



**ENAMEL PROPBUILD PRIVATE LIMITED**  
**STATEMENT OF PROFIT AND LOSS FOR THE YEAR ENDED 31 MARCH 2017**  
(Amount in Rupees, unless otherwise stated)

Particulars	Notes	31 March 2017	31 March 2016
Revenue From Operations		-	-
<b>Total Income (I)</b>		-	-
<b>EXPENSES</b>			
Other expenses	10	1,786,425	12,762
Finance costs	11	1,512	69
<b>Total Expenses (II)</b>		<b>1,787,937</b>	<b>12,831</b>
<b>Profit/(Loss) before tax from continuing operations (I-II)</b>		<b>(1,787,937)</b>	<b>(12,831)</b>
<b>Tax expense:</b>			
Current Tax		-	-
<b>Profit/(Loss) for the year from continuing operations</b>		<b>(1,787,937)</b>	<b>(12,831)</b>
<b>Other comprehensive income</b>		-	-
<b>Total other comprehensive income for the year, net of tax</b>		-	-
<b>Total comprehensive income/(loss) for the year, net of tax</b>		<b>(1,787,937)</b>	<b>(12,831)</b>
Earnings per equity share (computed on the basis of profit/(loss) for the year):	12		
(1) Basic		(178.79)	(1.28)
(2) Diluted		(178.79)	(1.28)

Summary of significant accounting policies

3

The accompanying notes are an integral part of the financial statements.

As per our report of even date

For Rajeev & Ajay  
Firm registration No : 009977N  
Chartered Accountants

Rajeev Sabharwal  
Partner  
Membership No. : 084833



For and on behalf of the Board of Directors of  
ENAMEL PROPBUILD PRIVATE LIMITED

  
Vikram Jit Singh  
Director  
DIN-06788748

  
Om Dutt  
Director  
DIN-02548994

Place : New Delhi  
Date :

24 MAY 2017

**ENIGMA PROPERTIES PRIVATE LIMITED**  
**BALANCE SHEET AS AT 31 MARCH 2017**  
(Amount in Rupees, unless otherwise stated)

	Notes	As at 31 March 2017	As at 31 March 2016	As at 1 April 2015
<b>ASSETS</b>				
Current assets				
Inventories	4	277,322,918	277,322,918	277,322,918
Financial assets				
Cash and cash equivalents	5	4,406	11,912	20,243
<b>Total Assets</b>		<b>277,327,324</b>	<b>277,334,830</b>	<b>277,343,161</b>
<b>EQUITY AND LIABILITIES</b>				
Equity				
Equity share capital	6	100,000	100,000	100,000
Other equity	7			
Retained Earnings		(482,031)	(475,218)	(466,677)
<b>Total equity</b>		<b>(382,031)</b>	<b>(375,218)</b>	<b>(366,677)</b>
<b>LIABILITIES</b>				
Current liabilities				
Financial liabilities				
Trade payables	8	5,750	6,443	6,233
Other current liabilities	9	277,703,605	277,703,605	277,703,605
<b>Total liabilities</b>		<b>277,709,355</b>	<b>277,710,048</b>	<b>277,709,838</b>
<b>Total Equity and Liabilities</b>		<b>277,327,324</b>	<b>277,334,830</b>	<b>277,343,161</b>

Summary of significant accounting policies

3

The accompanying notes are an integral part of the financial statements.

As per our report of even date

For Rajeev & Ajay  
Firm registration No : 009977N  
Chartered Accountants



Place : New Delhi  
Date : 24 MAY 2017

24 MAY 2017

For and on behalf of the Board of Directors of  
**ENIGMA PROPERTIES PRIVATE LIMITED**

Rangaswamy Harirajan  
Director  
DIN-06785533

PR

Amitava Chattopadhyay  
Amitava Chattopadhyay  
Director  
DIN-07150600

**ENIGMA PROPERTIES PRIVATE LIMITED**  
**STATEMENT OF PROFIT AND LOSS FOR THE YEAR ENDED 31 MARCH 2017**  
(Amount in Rupees, unless otherwise stated)

Particulars	Notes	31 March 2017	31 March 2016
Revenue from operations		-	-
<b>Total Income (I)</b>		-	-
<b>EXPENSES</b>			
Other expenses	10	6,698	8,472
Finance costs	11	115	69
<b>Total expenses (II)</b>		<b>6,813</b>	<b>8,541</b>
<b>Profit/(Loss) before tax from operations (I-II)</b>		<b>(6,813)</b>	<b>(8,541)</b>
<b>Tax expense:</b>			
Current tax		-	-
<b>Profit/(Loss) for the year from continuing operations</b>		<b>(6,813)</b>	<b>(8,541)</b>
<b>Other comprehensive income</b>		-	-
<b>Total other comprehensive income for the year, net of tax</b>		-	-
<b>Total comprehensive income/(loss) for the year, net of tax</b>		<b>(6,813)</b>	<b>(8,541)</b>
Earnings per equity share (computed on the basis of profit/(loss) for the year):	12		
(1) Basic		(0.68)	(0.85)
(2) Diluted		(0.68)	(0.85)

Summary of significant accounting policies

3

The accompanying notes are an integral part of the financial statements.

As per our report of even date

For Rajeev & Ajay  
Firm registration No.: 009977N  
Chartered Accountants

Rajeev Sabharwal  
Partner  
Membership No.: 084833

For and on behalf of the Board of Directors of  
**ENIGMA PROPERTIES PRIVATE LIMITED**

Rangaswamy Harirajan  
Director  
DIN-06785533

Amitava Chattopadhyay  
Director  
DIN-07150600

Place : New Delhi

Date : 24 MAY 2017



**Epitome Propbuild Private Limited**  
**BALANCE SHEET AS AT 31 MARCH 2017**  
(Amount in Rupees, unless otherwise stated)

	Notes	As at 31 March 2017	As at 31 March 2016	As at 1 April 2015
<b>ASSETS</b>				
<b>Current assets</b>				
Financial assets				
Cash and cash equivalents	4	6,855	5,753	8,177
Other financial assets	5	45,459,600	45,459,600	45,459,600
Other current assets	6	355,324	355,324	355,324
<b>Total Assets</b>		<b>45,821,778</b>	<b>45,820,676</b>	<b>45,823,101</b>
<b>EQUITY AND LIABILITIES</b>				
<b>Equity</b>				
Equity share capital	7	100,000	100,000	100,000
Other equity	8			
Retained Earnings		4,676,365	4,683,588	4,691,820
<b>Total equity</b>		<b>4,776,365</b>	<b>4,783,588</b>	<b>4,791,820</b>
<b>LIABILITIES</b>				
<b>Current liabilities</b>				
Financial liabilities				
Trade payables	9	5,751	11,426	5,619
Other current liabilities	10	41,039,662	41,025,662	41,025,662
<b>Total liabilities</b>		<b>41,045,413</b>	<b>41,037,088</b>	<b>41,031,281</b>
<b>Total Equity and Liabilities</b>		<b>45,821,778</b>	<b>45,820,676</b>	<b>45,823,101</b>

Summary of significant accounting policies

3

The accompanying notes are an integral part of the financial statements.

As per our report of even date

For Rajeev & Ajay  
Firm registration No : 009977N  
Chartered Accountants

Rajeev Sabharwal  
Partner  
Membership No. : 084833



For and on behalf of the Board of Directors of  
Epitome Propbuild Private Limited

*Avinash*  
Avinash Kumar Nagpal  
Director  
DIN-06583602

*Om Dutt*  
Om Dutt  
Director  
DIN-02548994

Place : New Delhi

Date :

24 MAY 2017

*Pe*

**Epitome Propbuild Private Limited**  
**STATEMENT OF PROFIT AND LOSS FOR THE YEAR ENDED 31 MARCH 2017**  
(Amount in Rupees, unless otherwise stated)

Particulars	Notes	31 March 2017	31 March 2016
Revenue from operations		-	-
<b>Total Income (I)</b>		-	-
<b>EXPENSES</b>			
Other expenses	11	7,108	8,165
Finance costs	12	115	66
<b>Total Expenses (II)</b>		<b>7,223</b>	<b>8,231</b>
<b>Profit/(Loss) before tax from operations (I-II)</b>		<b>(7,223)</b>	<b>(8,231)</b>
<b>Tax expense:</b>			
Current Tax		-	-
<b>Profit/(Loss) for the year from continuing operations</b>		<b>(7,223)</b>	<b>(8,231)</b>
<b>Other comprehensive income</b>		-	-
<b>Total other comprehensive income for the year, net of tax</b>		-	-
<b>Total comprehensive income/(loss) for the year, net of tax</b>		<b>(7,223)</b>	<b>(8,231)</b>
Earnings per equity share (computed on the basis of profit/(loss) for the year):	13		
(1) Basic		(0.72)	(0.82)
(2) Diluted		(0.72)	(0.82)
Summary of significant accounting policies	3		

The accompanying notes are an integral part of the financial statements.

As per our report of even date

For Rajeev & Ajay  
Firm registration No : 009977N  
Chartered Accountants

Rajeev Sabharwal  
Partner  
Membership No. : 084833



For and on behalf of the Board of Directors of  
Epitome Propbuild Private Limited

Avinash Kumar Nagpal  
Director  
DIN-06583602

Om Dutt  
Director  
DIN-02548994

Place : New Delhi

Date :

24 MAY 2017

**ETERNAL BUILDTECH PRIVATE LIMITED**  
**BALANCE SHEET AS AT 31 MARCH 2017**  
(Amount in Rupees, unless otherwise stated)

	Notes	As at 31 March 2017	As at 31 March 2016	As at 1 April 2015
<b>ASSETS</b>				
<b>Current assets</b>				
Inventories	4	189,377,780	189,377,780	189,377,780
Financial assets				
Cash and cash equivalents	5	4,205	17,119	19,937
Other current assets	6	-	-	-
<b>Total Assets</b>		<b>189,381,985</b>	<b>189,394,899</b>	<b>189,397,717</b>
<b>EQUITY AND LIABILITIES</b>				
<b>Equity</b>				
Equity share capital	7	100,000	100,000	100,000
Other equity	8			
Retained Earnings		(2,032,396)	(2,026,182)	(2,017,148)
<b>Total equity</b>		<b>(1,932,396)</b>	<b>(1,926,182)</b>	<b>(1,917,148)</b>
<b>LIABILITIES</b>				
<b>Current liabilities</b>				
Financial liabilities				
Trade payables	9	5,750	12,450	186,233
Other current liabilities	10	191,308,631	191,308,631	191,128,631
Provisions	11	-	-	-
<b>Total liabilities</b>		<b>191,314,381</b>	<b>191,321,081</b>	<b>191,314,864</b>
<b>Total Equity and Liabilities</b>		<b>189,381,985</b>	<b>189,394,899</b>	<b>189,397,717</b>
Summary of significant accounting policies	3			

The accompanying notes are an integral part of the financial statements.

As per our report of even date

For Rajeev & Ajay  
Firm registration No : 009977N  
Chartered Accountants

Rajeev Sahrawat  
Partner  
Membership No. : 084833

Place : New Delhi  
Date : 24 MAY 2017



For and on behalf of the Board of Directors of  
**ETERNAL BUILDTECH PRIVATE LIMITED**

Rangaswamy Harirajan  
Director  
DIN-06785533

Amitava Chattopadhyay  
Director  
DIN-07150600

Pe



**ETERNAL BUILDTECH PRIVATE LIMITED**  
**STATEMENT OF PROFIT AND LOSS FOR THE YEAR ENDED 31 MARCH 2017**  
(Amount in Rupees, unless otherwise stated)

Particulars	Notes	31 March 2017	31 March 2016
Other Income	12	600	-
<b>Total Income (I)</b>		<b>600</b>	<b>-</b>
<b>EXPENSES</b>			
Other expenses	13	6,699	8,679
Finance costs	14	115	356
<b>Total expenses (II)</b>		<b>6,814</b>	<b>9,035</b>
<b>Profit/(Loss) before tax from operations (I-II)</b>		<b>(6,214)</b>	<b>(9,035)</b>
<b>Tax expense:</b>			
Current tax		-	-
<b>Profit/(Loss) for the year from operations</b>		<b>(6,214)</b>	<b>(9,035)</b>
<b>Other comprehensive income</b>		<b>-</b>	<b>-</b>
<b>Total other comprehensive income for the year, net of tax</b>		<b>-</b>	<b>-</b>
<b>Total comprehensive income/(loss) for the year, net of tax</b>		<b>(6,214)</b>	<b>(9,035)</b>
Earnings per equity share (computed on the basis of profit/(loss) for the year):	15		
(1) Basic		(0.62)	(0.90)
(2) Diluted		(0.62)	(0.90)

Summary of significant accounting policies

3

The accompanying notes are an integral part of the financial statements.

As per our report of even date

For Rajeev & Ajay  
Firm registration No : 009977N  
Chartered Accountants

Rajeev Sabharwal  
Partner  
Membership No. : 084833



For and on behalf of the Board of Directors of  
**ETERNAL BUILDTECH PRIVATE LIMITED**

Rangaswamy Harirajan  
Director  
DIN-06785533

Amitava Chattopadhyay  
Director  
DIN-07150600

Place : New Delhi  
Date : 24 MAY 2017

**ETHIC CONBUILD PRIVATE LIMITED**  
**BALANCE SHEET AS AT 31 MARCH 2017**  
(Amount in Rupees, unless otherwise stated)

**ASSETS**

**Current assets**

Inventories  
Financial assets  
Cash and cash equivalents  
Other financial assets

**Total Assets**

**EQUITY AND LIABILITIES**

**Equity**

Equity share capital  
Other equity  
Share Premium  
Retained Earnings

**Total equity**

**LIABILITIES**

**Current liabilities**

Financial liabilities  
Trade payables  
Other current liabilities

**Total liabilities**

**Total Equity and Liabilities**

**Summary of significant accounting policies**

The accompanying notes are an integral part of the financial statements.

As per our report of even date

For Rajeev & Ajay  
Firm registration No : 009977N  
Chartered Accountants

Rajeev Sabharwal  
Partner  
Membership No. : 084833

Place : New Delhi  
Date : 24 MAY 2017



Notes	As at 31 March 2017	As at 31 March 2016	As at 1 April 2015
4	17,299,189	17,299,189	17,299,189
5	10,115	36,544	3,983
6	20,607,352	42,779,607	42,779,607
	<b>37,916,656</b>	<b>60,115,340</b>	<b>60,082,779</b>
7	200,010	200,010	200,010
8	22,818,062	22,818,062	22,818,062
	(191,790)	(180,699)	(168,905)
	<b>22,626,272</b>	<b>22,637,363</b>	<b>22,649,157</b>
	<b>22,826,282</b>	<b>22,837,373</b>	<b>22,849,167</b>
9	37,250	71,588	69,233
10	15,053,124	37,206,379	37,164,379
	<b>15,090,374</b>	<b>37,277,967</b>	<b>37,233,612</b>
	<b>37,916,656</b>	<b>60,115,340</b>	<b>60,082,779</b>

3

For and on behalf of the Board of Directors of  
**ETHIC CONBUILD PRIVATE LIMITED**

*Amit Dhall*  
Amit Dhall  
Director  
DIN-07257270

*Vikas Garg*  
Vikas Garg  
Director  
DIN-05267799

*P*

**ETHIC CONBUILD PRIVATE LIMITED**  
**STATEMENT OF PROFIT AND LOSS FOR THE YEAR ENDED 31 MARCH 2017**  
(Amount in Rupees, unless otherwise stated)

Particulars	Notes	31 March 2017	31 March 2016
Revenue from operations		-	-
<b>Total Income (I)</b>		-	-
<b>EXPENSES</b>			
Other expenses	11	10,286	10,924
Finance costs	12	805	870
<b>Total Expenses (II)</b>		<b>11,091</b>	<b>11,794</b>
<b>Profit/(Loss) before tax from continuing operations (I-II)</b>		<b>(11,091)</b>	<b>(11,794)</b>
<b>Tax expense:</b>			
Current tax		-	-
<b>Profit/(Loss) for the year from continuing operations</b>		<b>(11,091)</b>	<b>(11,794)</b>
<b>Other comprehensive income</b>		-	-
<b>Total other comprehensive income for the year, net of tax</b>		-	-
<b>Total comprehensive income/(loss) for the year, net of tax</b>		<b>(11,091)</b>	<b>(11,794)</b>
Earnings per equity share (computed on the basis of profit/(loss) for the year):	13		
(1) Basic		(0.55)	(0.59)
(2) Diluted		(0.55)	(0.59)

Summary of significant accounting policies

3

The accompanying notes are an integral part of the financial statements.

As per our report of even date

For Rajeev & Ajay  
Firm registration No : 009977N  
Chartered Accountants

Rajeev Sabharwal  
Partner  
Membership No. : 084833



Place : New Delhi  
Date : 24 MAY 2017

For and on behalf of the Board of Directors of  
**ETHIC CONBUILD PRIVATE LIMITED**

Amit Dhall  
Director  
DIN-07257270

Vikas Singh  
Director  
DIN-05267799



**ETHNIC PROPERTIES PRIVATE LIMITED**  
**BALANCE SHEET AS AT 31 MARCH 2017**  
(Amount in Rupees, unless otherwise stated)

	Notes	As at 31 March 2017	As at 31 March 2016	As at 1 April 2015
<b>ASSETS</b>				
<b>Current assets</b>				
Inventories	4	48,79,00,547	48,79,00,547	48,79,00,547
Financial assets				
Cash and cash equivalents	5	4,081	11,586	20,122
Other current assets	6	5	5	5
<b>Total Assets</b>		<b>48,79,04,633</b>	<b>48,79,12,138</b>	<b>48,79,20,674</b>
<b>EQUITY AND LIABILITIES</b>				
<b>Equity</b>				
Equity share capital	7	1,00,000	1,00,000	1,00,000
Other equity	8			
Retained Earnings		(6,61,00,520)	(6,60,93,707)	(6,60,83,347)
<b>Total equity</b>		<b>(6,60,00,520)</b>	<b>(6,59,93,707)</b>	<b>(6,59,83,347)</b>
<b>LIABILITIES</b>				
<b>Current liabilities</b>				
Financial liabilities				
Trade payables	9	5,750	6,442	5,618
Other current liabilities	10	55,38,99,403	55,38,99,403	55,38,98,403
<b>Total liabilities</b>		<b>55,39,05,153</b>	<b>55,39,05,845</b>	<b>55,39,04,021</b>
<b>Total Equity and Liabilities</b>		<b>48,79,04,633</b>	<b>48,79,12,138</b>	<b>48,79,20,674</b>
Summary of significant accounting policies	3			

The accompanying notes are an integral part of the financial statements.

As per our report of even date

For Rajeev & Ajay  
Firm registration No.: 009977N  
Chartered Accountants

Rajeev Sharma  
Partner  
Membership No.: 084833

Place : New Delhi

Date : 26 MAY 2017

For and on behalf of the Board of Directors of  
**ETHNIC PROPERTIES PRIVATE LIMITED**

Rangaswamy Harirajan  
Director  
DIN-06785533

Amitava Chattopadhyay  
Amitava Chattopadhyay  
Director  
DIN-07150600

**ETHNIC PROPERTIES PRIVATE LIMITED**  
**STATEMENT OF PROFIT AND LOSS FOR THE YEAR ENDED 31 MARCH 2017**  
(Amount in Rupees, unless otherwise stated)

Particulars	Notes	31 March 2017	31 March 2016
Revenue from operations		-	-
<b>Total Income (I)</b>		-	-
<b>EXPENSES</b>			
Other expenses	11	6,698	10,291
Finance costs	12	115	69
<b>Total expenses (II)</b>		6,813	10,360
<b>Profit/(Loss) before tax from continuing operations (I-II)</b>		(6,813)	(10,360)
<b>Tax expense:</b>			
Current tax		-	-
<b>Profit/(Loss) for the year from continuing operations</b>		(6,813)	(10,360)
<b>Other comprehensive income</b>		-	-
<b>Total other comprehensive income for the year, net of tax</b>		-	-
<b>Total comprehensive income/(loss) for the year, net of tax</b>		(6,813)	(10,360)
Earnings per equity share (computed on the basis of profit/(loss) for the year):	13		
(1) Basic		(0.68)	(1.04)
(2) Diluted		(0.68)	(1.04)
Summary of significant accounting policies	3		

The accompanying notes are an integral part of the financial statements.

As per our report of even date

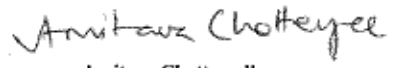
For Rajeev & Ajay  
Firm registration No. 009977N  
Chartered Accountants

Rajeev Sabharwal  
Partner  
Membership No. 084833

Place : New Delhi  
Date : 24 MAY 2017

For and on behalf of the Board of Directors of  
**ETHNIC PROPERTIES PRIVATE LIMITED**

  
Rangaswamy Harirajan  
Director  
DIN-06785533

  
Amitava Chattopadhyay  
Director  
DIN-07150600

**EVERWEL ESTATES PRIVATE LIMITED**  
**BALANCE SHEET AS AT 31 MARCH 2017**  
(Amount in Rupees, unless otherwise stated)

	Notes	As at 31 March 2017	As at 31 March 2016	As at 1 April 2015
<b>ASSETS</b>				
<b>Current assets</b>				
Inventories	4	270,555,164	270,555,164	270,555,164
Financial assets				
Cash and cash equivalents	5	7,621	15,946	4,671
<b>Total Assets</b>		<b>270,562,785</b>	<b>270,571,110</b>	<b>270,559,835</b>
<b>EQUITY AND LIABILITIES</b>				
<b>Equity</b>				
Equity share capital	6	1,000,000	1,000,000	1,000,000
Other equity	7			
Retained Earnings		(491,652)	(484,122)	(474,470)
<b>Total equity</b>		<b>508,348</b>	<b>515,878</b>	<b>525,530</b>
<b>LIABILITIES</b>				
<b>Current liabilities</b>				
Financial liabilities				
Trade payables	8	5,750	6,545	5,618
Other current liabilities	9	270,048,687	270,048,687	270,028,687
<b>Total liabilities</b>		<b>270,054,437</b>	<b>270,055,232</b>	<b>270,034,305</b>
<b>Total Equity and Liabilities</b>		<b>270,562,785</b>	<b>270,571,110</b>	<b>270,559,835</b>
Summary of significant accounting policies	3			

The accompanying notes are an integral part of the financial statements.

As per our report of even date

For Rajeev & Ajay  
Firm registration No. : 009977N  
Chartered Accountants

Rajeev Sabharwal  
Partner  
Membership No. : 84833

Place : New Delhi

Date :

24 MAY 2017

For and on behalf of the Board of Directors of  
**EVERWEL ESTATES PRIVATE LIMITED**

Vikram Jit Singh  
Director  
DIN-06788748

Om Dutt  
Director  
DIN-02548994



**EVERWEL ESTATES PRIVATE LIMITED**  
**STATEMENT OF PROFIT AND LOSS FOR THE YEAR ENDED 31 MARCH 2017**  
(Amount in Rupees, unless otherwise stated)

Particulars	Notes	31 March 2017	31 March 2016
Revenue from operations		-	-
<b>Total Income (I)</b>		-	-
<b>EXPENSES</b>			
Other expenses	10	7,415	8,779
Finance costs	11	115	873
<b>Total expenses (II)</b>		7,530	9,652
<b>Profit/(Loss) before tax from continuing operations (I-II)</b>		(7,530)	(9,652)
<b>Tax expense:</b>			
Current tax		-	-
<b>Profit/(Loss) for the year from continuing operations</b>		(7,530)	(9,652)
<b>Other comprehensive income</b>		-	-
<b>Total other comprehensive income for the year, net of tax</b>		-	-
<b>Total comprehensive income/(loss) for the year, net of tax</b>		(7,530)	(9,652)
Earnings per equity share (computed on the basis of profit/(loss) for the year):	12		
(1) Basic		(0.08)	(0.10)
(2) Diluted		(0.08)	(0.10)

Summary of significant accounting policies

3

The accompanying notes are an integral part of the financial statements.

As per our report of even date

For Rajeev & Ajay  
Firm registration No. : 009977N  
Chartered Accountants

Rajeev Sabharwal  
Partner  
Membership No. : 84833

Place : New Delhi

Date :

24 MAY 2017

For and on behalf of the Board of Directors of  
**EVERWEL ESTATES PRIVATE LIMITED**

  
Vikram Jit Singh  
Director  
DIN-06788748

  
Om Dutt  
Director  
DIN-02548994

**EXTREMITY CONBUILD PRIVATE LIMITED**  
**BALANCE SHEET AS AT 31 MARCH 2017**  
(Amount in Rupees, unless otherwise stated)

	Notes	As at 31 March 2017	As at 31 March 2016	As at 1 April 2015
<b>ASSETS</b>				
<b>Current assets</b>				
Financial assets				
Cash and cash equivalents	4	13,196	52	8,179
Other financial assets	5	31,106,377	31,127,377	31,127,377
Other current assets	6	-	-	-
<b>Total Assets</b>		<b>31,119,573</b>	<b>31,127,429</b>	<b>31,135,556</b>
<b>EQUITY AND LIABILITIES</b>				
<b>Equity</b>				
Equity share capital	7	200,000	200,000	200,000
Other equity	8			
Share Premium		30,794,720	30,794,720	30,794,720
Retained Earnings		118,796	126,677	135,218
		30,913,516	30,921,397	30,929,938
<b>Total equity</b>		<b>31,113,516</b>	<b>31,121,397</b>	<b>31,129,938</b>
<b>LIABILITIES</b>				
<b>Current liabilities</b>				
Financial liabilities				
Trade payables	9	6,057	6,032	5,618
<b>Total Equity and Liabilities</b>		<b>31,119,573</b>	<b>31,127,429</b>	<b>31,135,556</b>

Summary of significant accounting policies

3

The accompanying notes are an integral part of the financial statements.

As per our report of even date

For Rajeev & Ajay  
Firm registration No : 099977N  
Chartered Accountants

Rajeev Sabharwal  
Partner  
Membership No.: 084833



Place : New Delhi

Date : 24 MAY 2017

For and on behalf of the Board of Directors of  
**EXTREMITY CONBUILD PRIVATE LIMITED**

Amit Dhall  
Director  
DIN-07257270

*(Signature)*

Vikas Garg  
Director  
DIN-05267799

*(Signature)*

**EXTREMITY CONBUILD PRIVATE LIMITED**  
**STATEMENT OF PROFIT AND LOSS FOR THE YEAR ENDED 31 MARCH 2017**  
(Amount in Rupees, unless otherwise stated)

Particulars	Notes	31 March 2017	31 March 2016
Revenue from operations		-	-
<b>Total income (I)</b>		-	-
<b>EXPENSES</b>			
Other expenses	10	7,005	8,472
Finance costs	11	876	69
<b>Total expenses (II)</b>		7,881	8,541
<b>Profit/(Loss) before tax from operations (I-II)</b>		(7,881)	(8,541)
<b>Tax expense:</b>			
Current tax		-	-
<b>Profit/(Loss) for the year from operations</b>		(7,881)	(8,541)
<b>Other comprehensive income</b>		-	-
<b>Total other comprehensive income for the year, net of tax</b>		-	-
<b>Total comprehensive income/(loss) for the year, net of tax</b>		(7,881)	(8,541)
Earnings per equity share (computed on the basis of profit/(loss) for the year):	12		
(1) Basic		(0.39)	(0.43)
(2) Diluted		(0.39)	(0.43)
Summary of significant accounting policies	3		

The accompanying notes are an integral part of the financial statements.

As per our report of even date

For Rajeev & Ajay  
Firm registration No : 009977N  
Chartered Accountants

Rajeev Sabharwal  
Partner  
Membership No.: 084833



For and on behalf of the Board of Directors of  
**EXTREMITY CONBUILD PRIVATE LIMITED**

*[Signature]*

Amit Dhall  
Director  
DIN-07257270

*[Signature]*  
Vikas Garg  
Director  
DIN-05267799

Place : New Delhi

Date : 24 MAY 2017



**FABLE CONBUILD PRIVATE LIMITED**  
**BALANCE SHEET AS AT 31 MARCH 2017**  
(Amount in Rupees, unless otherwise stated)

	Notes	As at 31 March 2017	As at 31 March 2016	As at 1 April 2015
<b>ASSETS</b>				
<b>Current assets</b>				
Inventories	4	7,834,240	7,834,240	7,834,240
Financial assets				
Cash and cash equivalents	5	8,472	6,575	8,178
<b>Total Assets</b>		<b>7,842,712</b>	<b>7,840,815</b>	<b>7,842,418</b>
<b>EQUITY AND LIABILITIES</b>				
<b>Equity</b>				
Equity share capital	6	100,000	100,000	100,000
Other equity	7			
Retained Earnings		(241,355)	(233,927)	(226,517)
<b>Total equity</b>		<b>(141,355)</b>	<b>(133,927)</b>	<b>(126,517)</b>
<b>LIABILITIES</b>				
<b>Current liabilities</b>				
Financial liabilities				
Trade payables	8	5,750	11,425	5,618
Other current liabilities	9	7,978,317	7,963,317	7,963,317
<b>Total liabilities</b>		<b>7,984,067</b>	<b>7,974,742</b>	<b>7,968,935</b>
<b>Total Equity and Liabilities</b>		<b>7,842,712</b>	<b>7,840,815</b>	<b>7,842,418</b>

Summary of significant accounting policies

3

The accompanying notes are an integral part of the financial statements.

As per our report of even date

For Rajeev & Ajay  
Firm registration No : 009977N  
Chartered Accountants

Rajeev Sabharwal  
Partner  
Membership No. : 084833



Place : New Delhi

Date : 24 MAY 2017

For and on behalf of the Board of Directors of  
**FABLE CONBUILD PRIVATE LIMITED**

Amitesh Mishra  
Director  
DIN-06549028

Tarun Chadha  
Director  
DIN-07109007

*(Signature)*

**FABLE CONBUILD PRIVATE LIMITED**  
**STATEMENT OF PROFIT AND LOSS FOR THE YEAR ENDED 31 MARCH 2017**  
(Amount in Rupees, unless otherwise stated)

Particulars	Notes	31 March 2017	31 March 2016
Revenue from operations		-	-
<b>Total Income (I)</b>		-	-
<b>EXPENSES</b>			
Other expenses	10	7,313	7,344
Finance costs	11	115	66
<b>Total Expenses (II)</b>		<b>7,428</b>	<b>7,410</b>
<b>Profit/(Loss) before tax from continuing operations (I-II)</b>		<b>(7,428)</b>	<b>(7,410)</b>
Tax expense:			
Current Tax		-	-
<b>Profit/(Loss) for the year from continuing operations</b>		<b>(7,428)</b>	<b>(7,410)</b>
<b>Other comprehensive income</b>		-	-
<b>Total other comprehensive income for the year, net of tax</b>		-	-
<b>Total comprehensive income/(loss) for the year, net of tax</b>		<b>(7,428)</b>	<b>(7,410)</b>
Earnings per equity share (computed on the basis of profit/(loss) for the year):	12		
(1) Basic		(0.74)	(0.74)
(2) Diluted		(0.74)	(0.74)
Summary of significant accounting policies	3		

The accompanying notes are an integral part of the financial statements.

As per our report of even date

For Rajeev & Ajay  
Firm registration No : 0099778  
Chartered Accountants

Rajeev Sabharwal  
Partner  
Membership No. : 084833



For and on behalf of the Board of Directors of  
**FABLE CONBUILD PRIVATE LIMITED**

Amitesh Mishra  
Director  
DIN-06549028

Tanun Chadha  
Director  
DIN-07109007

Place : New Delhi

Date : 24 MAY 2017

**FACADE CONBUILD PRIVATE LIMITED**  
**BALANCE SHEET AS AT 31 MARCH 2017**  
(Amount in Rupees, unless otherwise stated)

	Notes	As at 31 March 2017	As at 31 March 2016	As at 1 April 2015
<b>ASSETS</b>				
<b>Current assets</b>				
Inventories	4	10,442,326	10,442,326	10,442,326
Financial assets				
Cash and cash equivalents	5	12,392	1,486	8,178
<b>Total Assets</b>		<b>10,454,718</b>	<b>10,443,812</b>	<b>10,450,504</b>
<b>EQUITY AND LIABILITIES</b>				
<b>Equity</b>				
Equity share capital	6	100,000	100,000	100,000
Other equity	7			
Retained Earnings		(238,000)	(229,881)	(223,082)
<b>Total equity</b>		<b>(138,000)</b>	<b>(129,881)</b>	<b>(123,082)</b>
<b>LIABILITIES</b>				
<b>Current liabilities</b>				
Financial liabilities				
Trade payables	8	5,750	5,725	5,618
Other current liabilities	9	10,586,968	10,567,968	10,567,968
<b>Total liabilities</b>		<b>10,592,718</b>	<b>10,573,693</b>	<b>10,573,586</b>
<b>Total Equity and Liabilities</b>		<b>10,454,718</b>	<b>10,443,812</b>	<b>10,450,504</b>
Summary of significant accounting policies	3			

The accompanying notes are an integral part of the financial statements.

As per our report of even date

For Rajeev & Ajay  
Firm registration No. 000977N  
Chartered Accountants

Rajeev Sahharwal  
Partner  
Membership No. : 84833

Place : New Delhi  
Date : 24 MAY 2017

For and on behalf of the Board of Directors of  
FACADE CONBUILD PRIVATE LIMITED

Amitesh Mishra  
Director  
DIN-06549028

Sanjay Baweja  
Director  
DIN-03449009



**FACADE CONBUILD PRIVATE LIMITED**  
**STATEMENT OF PROFIT AND LOSS FOR THE YEAR ENDED 31 MARCH 2017**  
(Amount in Rupees, unless otherwise stated)

Particulars	Notes	31 March 2017	31 March 2016
Revenue from operations		-	-
<b>Total Income (I)</b>		-	-
<b>EXPENSES</b>			
Other expenses	10	7,314	6,730
Finance costs	11	805	69
<b>Total Expenses (II)</b>		8,119	6,799
<b>Profit/(Loss) before tax from continuing operations (I-II)</b>		(8,119)	(6,799)
<b>Tax expense:</b>			
Current Tax		-	-
<b>Profit/(Loss) for the year from continuing operations</b>		(8,119)	(6,799)
<b>Other comprehensive income</b>		-	-
<b>Total other comprehensive income for the year, net of tax</b>		-	-
<b>Total comprehensive income/(loss) for the year, net of tax</b>		(8,119)	(6,799)
Earnings per equity share (computed on the basis of profit/(loss) for the year):	12		
(1) Basic		(0.81)	(0.68)
(2) Diluted		(0.81)	(0.68)

Summary of significant accounting policies 3

The accompanying notes are an integral part of the financial statements.

As per our report of even date

For Rajeev & Ajay  
Firm registration No.: 009977N  
Chartered Accountants

Rajeev Sabharwal  
Partner  
Membership No.: 084835

For and on behalf of the Board of Directors of  
**FACADE CONBUILD PRIVATE LIMITED**

Amitesh Mishra  
Director  
DIN-06549028

Sanjay Baweja  
Director  
DIN-03449009

Place : New Delhi  
Date : 24 MAY 2017

Facet Estate Private Limited  
BALANCE SHEET AS AT 31 MARCH 2017  
(Amount in Rupees, unless otherwise stated)

	Notes	As at 31 March 2017	As at 31 March 2016	As at 1 April 2015
<b>ASSETS</b>				
<b>Non-current assets</b>				
Financial Assets				
Investments	4	-	-	200,000
		-	-	200,000
<b>Current assets</b>				
Inventories	5	1,339,150,085	1,339,150,085	1,339,150,085
Financial assets				
Cash and cash equivalents	6	13,763	18,678	20,635
Other current assets	7	543,721	543,721	1,717,447
		1,339,707,569	1,339,712,484	1,340,888,167
<b>Total Assets</b>		<b>1,339,707,569</b>	<b>1,339,712,484</b>	<b>1,341,088,167</b>
<b>EQUITY AND LIABILITIES</b>				
<b>Equity</b>				
Equity share capital	8	100,000	100,000	100,000
Other equity	9			
Retained Earnings		24,088,258	24,096,198	24,125,288
<b>Total equity</b>		<b>24,188,258</b>	<b>24,196,198</b>	<b>24,225,288</b>
<b>LIABILITIES</b>				
<b>Current liabilities</b>				
Financial liabilities				
Trade payables	10	7,750	19,725	7,618
Other current liabilities	11	1,315,511,561	1,315,496,561	1,316,855,261
<b>Total liabilities</b>		<b>1,315,519,311</b>	<b>1,315,516,286</b>	<b>1,316,862,879</b>
<b>Total Equity and Liabilities</b>		<b>1,339,707,569</b>	<b>1,339,712,484</b>	<b>1,341,088,167</b>
Summary of significant accounting policies	3			

The accompanying notes are an integral part of the financial statements.

As per our report of even date

For MNV & CO.  
Firm Reg. No.: 023682N  
Chartered Accountants

Vikram Suri  
Partner  
Membership No.: 505887

Place : New Delhi  
Date : 24 MAY 2017

For and on behalf of the Board of Directors of  
Facet Estate Private Limited

Manpreet Singh  
Director  
DIN-01194096

Pankaj Bhushan Patel  
Director  
DIN-06558557

NEW DELHI  
24 MAY 2017

NEW DELHI  
24 MAY 2017

Facet Estate Private Limited  
STATEMENT OF PROFIT AND LOSS FOR THE YEAR ENDED 31 MARCH 2017  
(Amount in Rupees, unless otherwise stated)

Particulars	Notes	31 March 2017	31 March 2016
Revenue from operations		-	-
Total Income (I)		-	-
<b>EXPENSES</b>			
Other expenses	12	7,825	29,037
Finance costs	13	115	52
Total Expenses (II)		7,940	29,089
Profit(Loss) before tax from operations (I-II)		(7,940)	(29,089)
Tax expense:			
Current tax		-	-
Profit(Loss) for the year from operations		(7,940)	(29,089)
Other comprehensive income/(loss)		-	-
Total other comprehensive income/(loss) for the year, net of tax		-	-
Total comprehensive income/(loss) for the year, net of tax		(7,940)	(29,089)
Earnings per equity share (computed on the basis of profit/(loss) for the year):	14		
(1) Basic		(0.79)	(2.91)
(2) Diluted		(0.79)	(2.91)

Summary of significant accounting policies

3

The accompanying notes are an integral part of the financial statements.

As per our report of even date

For MNV & CO.  
Firm Reg. No.: 02/682N  
Chartered Accountants

Vikram Singh  
Partner  
Membership No.: 505887



Place : New Delhi

Date : 24 MAY 2017

For and on behalf of the Board of Directors of  
Facet Estate Private Limited

Manpreet Singh  
Director  
DIN-01194096

Pankaj Bhushan Patel  
Director  
DIN-06558557

NEW DELHI  
24 MAY 2017

NEW DELHI  
24 MAY 2017



**Flick Propbuild Private Limited**

Balance Sheet as at 31 March 2017

(Amount in Rupees, unless otherwise stated)

	Notes	As at 31 March 2017	As at 31 March 2016	As at 1 April 2015
<b>ASSETS</b>				
<b>Current assets</b>				
Inventories	4	2,33,84,754	2,33,84,754	2,33,84,754
<b>Financial assets</b>				
Cash and cash equivalents	5	7,050	6,539	8,243
Other financial assets	6	34,18,619	34,18,619	34,18,619
<b>Total Assets</b>		<b>2,68,10,423</b>	<b>2,68,09,912</b>	<b>2,68,11,616</b>
<b>EQUITY AND LIABILITIES</b>				
<b>Equity</b>				
Equity share capital	7	1,00,000	1,00,000	1,00,000
Other equity	8			
Retained earnings		2,32,524	2,39,338	2,46,849
<b>Total equity</b>		<b>3,32,524</b>	<b>3,39,338</b>	<b>3,46,849</b>
<b>LIABILITIES</b>				
<b>Current liabilities</b>				
<b>Financial liabilities</b>				
Trade payables	9	5,750	11,425	5,618
Other current liabilities	10	2,64,72,149	2,64,59,149	2,64,59,149
<b>Total liabilities</b>		<b>2,64,77,899</b>	<b>2,64,70,574</b>	<b>2,64,64,767</b>
<b>Total Equity and Liabilities</b>		<b>2,68,10,423</b>	<b>2,68,09,912</b>	<b>2,68,11,616</b>
Summary of significant accounting policies	3			

The accompanying notes are an integral part of the financial statements.

As per our report of even date

For Jain Jindal &amp; Co.

Firm registration No : 025817N

Chartered Accountants

Amit Jindal

Partner

Membership No. : 504308

For and on behalf of the Board of Directors of  
Flick Propbuild Private LimitedV. Radha Krishna  
Director  
DIN-05268278Sanjay Baweja  
Director  
DIN-03449009

Place : New Delhi

Date : May 24, 2017

24 MAY 2017



## Flick Propbuild Private Limited

Statement of Profit and Loss for the year ended 31 March 2017

(Amount in Rupees, unless otherwise stated)

	Notes	31 March 2017	31 March 2016
<b>REVENUE</b>			
Revenue from operations		-	-
<b>Total Income (I)</b>		-	-
<b>EXPENSES</b>			
Finance costs	11	115	66
Other expenses	12	6,699	7,445
<b>Total Expenses (II)</b>		6,814	7,511
<b>Profit/(Loss) before tax from continuing operations (I-II)</b>		(6,814)	(7,511)
<b>Tax expense:</b>			
Current Tax		-	-
<b>Profit/(Loss) for the year from continuing operations</b>		(6,814)	(7,511)
<b>Other comprehensive income</b>		-	-
<b>Total other comprehensive income for the year, net of tax</b>		-	-
<b>Total comprehensive income/(loss) for the year, net of tax</b>		(6,814)	(7,511)
<b>Earnings per equity share (computed on the basis of profit/(loss) for the year):</b>	13		
(1) Basic		(0.68)	(0.75)
(2) Diluted		(0.68)	(0.75)

Summary of significant accounting policies

The accompanying notes are an integral part of the financial statements.

As per our report of even date

For Jain Jindal & Co.

Firm registration No : 025817N

Chartered Accountants




Amit Jindal  
Partner

Membership No. : 504308



For and on behalf of the Board of Directors of  
Flick Propbuild Private Limited



Vazhakkate Radha Krishna  
Director  
DIN-05268278



Sanjay Baweja  
Director  
DIN-03449009

Place : New Delhi

Date : May 24, 2017

24 MAY 2017





**Fling Propbuild Private Limited**

Balance Sheet as at 31 March 2017

(Amount in Rupees, unless otherwise stated)

	Notes	As at 31 March 2017	As at 31 March 2016	As at 1 April 2015
<b>ASSETS</b>				
<b>Current assets</b>				
Inventories	4	1,28,42,409	1,28,42,409	1,28,42,409
<b>Financial assets</b>				
Cash and cash equivalents	5	7,469	6,060	8,178
Other financial assets	6	4,95,92,869	4,95,92,869	4,95,92,869
<b>Total Assets</b>		<b>6,24,42,747</b>	<b>6,24,41,338</b>	<b>6,24,43,456</b>
<b>EQUITY AND LIABILITIES</b>				
<b>Equity</b>				
Equity share capital	7	1,00,000	1,00,000	1,00,000
Other equity	8			
Retained earnings		(7,98,520)	(7,91,604)	(7,83,679)
<b>Total equity</b>		<b>(6,98,520)</b>	<b>(6,91,604)</b>	<b>(6,83,679)</b>
<b>LIABILITIES</b>				
<b>Current liabilities</b>				
<b>Financial liabilities</b>				
Trade payables	9	5,750	11,425	5,618
Other current liabilities	10	6,31,35,517	6,31,21,517	6,31,21,517
<b>Total liabilities</b>		<b>6,31,41,267</b>	<b>6,31,32,942</b>	<b>6,31,27,135</b>
<b>Total Equity and Liabilities</b>		<b>6,24,42,747</b>	<b>6,24,41,338</b>	<b>6,24,43,456</b>

Summary of significant accounting policies 3


The accompanying notes are an integral part of the financial statements.

As per our report of even date

For Jain Jindal &amp; Co.

Firm registration No : 025817N


Chartered Accountants



Romesh Vijay

Partner

Membership No. : 411274

For and on behalf of the Board of Directors of  
Fling Propbuild Private Limited


Vazhakkate Radha Krishna

Director

DIN-05268278



Sanjay Baweja

Director

DIN-03449009

Place : New Delhi

Date : May 24, 2017

24 MAY 2017





**Fling Propbuild Private Limited**

Statement of Profit and Loss for the year ended 31 March 2017

(Amount in Rupees, unless otherwise stated)

	Notes	31 March 2017	31 March 2016
<b>REVENUE</b>			
Revenue From Operations		-	-
<b>Total Income (I)</b>		-	-
<b>EXPENSES</b>			
Finance costs	11	115	66
Other expenses	12	6,801	7,859
<b>Total Expenses (II)</b>		6,916	7,925
<b>Profit/(Loss) before tax from continuing operations (I-II)</b>		<b>(6,916)</b>	<b>(7,925)</b>
<b>Tax expense:</b>			
Current Tax		-	-
<b>Profit/(Loss) for the year from continuing operations</b>		<b>(6,916)</b>	<b>(7,925)</b>
<b>Other comprehensive income</b>		-	-
<b>Total other comprehensive income for the year, net of tax</b>		-	-
<b>Total comprehensive income/(loss) for the year, net of tax</b>		<b>(6,916)</b>	<b>(7,925)</b>
Earnings per equity share (computed on the basis of profit/(loss) for the year):	13		
(1) Basic		(0.69)	(0.79)
(2) Diluted		(0.69)	(0.79)
Summary of significant accounting policies	3		

The accompanying notes are an integral part of the financial statements.

As per our report of even date

For Jain Jindal &amp; Co.

Firm registration No : 025817N

Chartered Accountants

Romesh Vijay  
Partner

Membership No. : 411274

For and on behalf of the Board of Directors of  
Fling Propbuild Private LimitedV. Radha Krishna  
Director  
DIN-05268278Sanjay Baweja  
Director  
DIN-03449009Place : New Delhi  
Date : May 24, 2017

24 MAY 2017



**FLIP PROPBUILD PRIVATE LIMITED**  
**BALANCE SHEET AS AT 31 MARCH 2017**  
(Amount in Rupees, unless otherwise stated)

	Notes	As at 31 March 2017	As at 31 March 2016	As at 1 April 2015
<b>ASSETS</b>				
<b>Current assets</b>				
Inventories	4	53,348,767	40,333,064	40,333,064
Financial assets				
Cash and cash equivalents	5	12,858	6,953	7,255
Other financial assets	6	36,493,910	36,493,910	36,493,910
Other current assets	7	149,035	149,035	149,035
<b>Total Assets</b>		<b>90,004,570</b>	<b>76,982,962</b>	<b>76,983,264</b>
<b>EQUITY AND LIABILITIES</b>				
<b>Equity</b>				
Equity share capital	8	100,000	100,000	100,000
Other equity	9			
Retained Earnings		(209,968)	(202,848)	(195,439)
<b>Total equity</b>		<b>(109,968)</b>	<b>(102,848)</b>	<b>(95,439)</b>
<b>LIABILITIES</b>				
<b>Current liabilities</b>				
Financial liabilities				
Trade payables	10	5,750	5,725	5,618
Other current liabilities	11	90,108,788	77,080,085	77,073,085
<b>Total liabilities</b>		<b>90,114,538</b>	<b>77,085,810</b>	<b>77,078,703</b>
<b>Total Equity and Liabilities</b>		<b>90,004,570</b>	<b>76,982,962</b>	<b>76,983,264</b>

Summary of significant accounting policies

3

The accompanying notes are an integral part of the financial statements.

As per our report of even date

For Rajeev & Ajay  
Firm registration No.: 009977N  
Chartered Accountants

Rajeev Sahharwal  
Partner  
Membership No.: 084833

Place : New Delhi

Date :

24 MAY 2017

For and on behalf of the Board of Directors of  
**FLIP PROPBUILD PRIVATE LIMITED**

Bhupinder Rajaswant Singh  
Director  
DIN-06583432

Bray Kishore Sharma  
Director  
DIN-06545291

**FLIP PROPBUILD PRIVATE LIMITED**  
**STATEMENT OF PROFIT AND LOSS FOR THE YEAR ENDED 31 MARCH 2017**  
(Amount in Rupees, unless otherwise stated)

Particulars	Notes	31 March 2017	31 March 2016
Revenue from operations		-	-
<b>Total Income (I)</b>		-	-
<b>EXPENSES</b>			
Other expenses	12	7,005	7,343
Finance costs	13	115	66
<b>Total Expenses (II)</b>		<b>7,120</b>	<b>7,409</b>
<b>Profit/(Loss) before tax from operations (I-II)</b>		<b>(7,120)</b>	<b>(7,409)</b>
<b>Tax expense:</b>			
Current Tax		-	-
<b>Profit/(Loss) for the year from continuing operations</b>		<b>(7,120)</b>	<b>(7,409)</b>
<b>Other comprehensive income</b>		-	-
<b>Total other comprehensive income for the year, net of tax</b>		-	-
<b>Total comprehensive income/(loss) for the year, net of tax</b>		<b>(7,120)</b>	<b>(7,409)</b>
Earnings per equity share (computed on the basis of profit/(loss) for the year):	14		
(1) Basic		(0.71)	(0.74)
(2) Diluted		(0.71)	(0.74)

Summary of significant accounting policies

3

The accompanying notes are an integral part of the financial statements.

As per our report of even date

For Rajeev & Ajay  
Firm registration No : 009977N  
Chartered Accountants

Rajeev Sabharwal  
Partner  
Membership No. : 084833

For and on behalf of the Board of Directors of  
**FLIP PROPBUILD PRIVATE LIMITED**

Bhupinder Rajaswant Singh  
Director  
DIN-06543432

Braj Kishore Sharma  
Director  
DIN-06545291

Place : New Delhi

Date : 24 MAY 2017



**FLORET PROPBUILD PRIVATE LIMITED**  
**BALANCE SHEET AS AT 31 MARCH 2017**  
(Amount in Rupees, unless otherwise stated)

	Notes	As at 31 March 2017	As at 31 March 2016	As at 1 April 2015
<b>ASSETS</b>				
<b>Current assets</b>				
Inventories	4	34,417,024	34,417,024	34,417,024
<b>Financial assets</b>				
Cash and cash equivalents	5	16,986	1,049	8,663
Other financial assets	6	5,020,636	5,020,636	5,020,636
<b>Total Assets</b>		<b>39,454,646</b>	<b>39,438,709</b>	<b>39,446,323</b>
<b>EQUITY AND LIABILITIES</b>				
<b>Equity</b>				
Equity share capital	7	100,000	100,000	100,000
Other equity				
Retained Earnings	8	(256,631)	(247,544)	(239,823)
<b>Total equity</b>		<b>(156,631)</b>	<b>(147,544)</b>	<b>(139,823)</b>
<b>LIABILITIES</b>				
<b>Current liabilities</b>				
<b>Financial liabilities</b>				
Trade payables	9	5,750	5,725	5,618
Other current liabilities	10	39,605,528	39,580,528	39,580,528
<b>Total liabilities</b>		<b>39,611,278</b>	<b>39,586,253</b>	<b>39,586,146</b>
<b>Total Equity and Liabilities</b>		<b>39,454,646</b>	<b>39,438,709</b>	<b>39,446,323</b>

Summary of significant accounting policies 3

The accompanying notes are an integral part of the financial statements.

As per our report of even date

For Rajeev & Ajay  
Firm registration No : 009977N  
Chartered Accountants

Rajeev Sabharwal  
Partner  
Membership No. : 084833



Place : New Delhi  
Date : 24 MAY 2017

For and on behalf of the Board of Directors of  
FLORET PROPBUILD PRIVATE LIMITED

Chandra Shekher Joshi  
Director  
DIN-07099624

Tarun Chadha  
Director  
DIN-07109007

**FLORET PROPBUILD PRIVATE LIMITED**  
**STATEMENT OF PROFIT AND LOSS FOR THE YEAR ENDED 31 MARCH 2017**  
(Amount in Rupees, unless otherwise stated)

Particulars	Notes	31 March 2017	31 March 2016
Revenue from operations		-	-
<b>Total Income (I)</b>		-	-
<b>EXPENSES</b>			
Other expenses	11	7,621	7,652
Finance costs	12	1,466	69
<b>Total Expenses (II)</b>		<b>9,087</b>	<b>7,721</b>
<b>Profit/(Loss) before tax from continuing operations (I-II)</b>		<b>(9,087)</b>	<b>(7,721)</b>
<b>Tax expense:</b>			
Current Tax		-	-
<b>Profit/(Loss) for the year from continuing operations</b>		<b>(9,087)</b>	<b>(7,721)</b>
<b>Other comprehensive income</b>		-	-
<b>Total other comprehensive income for the year, net of tax</b>		-	-
<b>Total comprehensive income/(loss) for the year, net of tax</b>		<b>(9,087)</b>	<b>(7,721)</b>
Earnings per equity share (computed on the basis of profit/(loss) for the year):	13		
(1) Basic		(0.91)	(0.77)
(2) Diluted		(0.91)	(0.77)

Summary of significant accounting policies

3

The accompanying notes are an integral part of the financial statements.

As per our report of even date

For Rajeev & Ajay  
Firm registration No : 009977N  
Chartered Accountants

Rajeev Sabharwal  
Partner  
Membership No. : 084833



For and on behalf of the Board of Directors of  
**FLORET PROPBUILD PRIVATE LIMITED**

Chandra Shekher Joshi  
Director  
DIN-07099624

Taran Chadha  
Director  
DIN-07109007

Place : New Delhi

Date : 24 MAY 2017

**FLOTILLA PROPBUILD PRIVATE LIMITED**  
**BALANCE SHEET AS AT 31 MARCH 2017**  
(Amount in Rupees, unless otherwise stated)

	Notes	As at 31 March 2017	As at 31 March 2016	As at 1 April 2015
<b>ASSETS</b>				
<b>Current assets</b>				
Inventories	4	43,575,595	43,575,595	43,575,595
<b>Financial assets</b>				
Cash and cash equivalents	5	6,445	101,048	3,763
<b>Total Assets</b>		<b>43,582,040</b>	<b>43,676,643</b>	<b>43,579,358</b>
<b>EQUITY AND LIABILITIES</b>				
<b>Equity</b>				
Equity share capital	6	100,000	100,000	100,000
Other equity	7			
Retained Earnings		(258,738)	(249,810)	(241,288)
<b>Total equity</b>		<b>(158,738)</b>	<b>(149,810)</b>	<b>(141,288)</b>
<b>LIABILITIES</b>				
<b>Current liabilities</b>				
<b>Financial liabilities</b>				
Trade payables	8	5,750	11,425	5,618
Other financial liabilities	9		100,000	
Other current liabilities	10	43,735,028	43,715,028	43,715,028
<b>Total liabilities</b>		<b>43,740,778</b>	<b>43,826,453</b>	<b>43,720,646</b>
<b>Total Equity and Liabilities</b>		<b>43,582,040</b>	<b>43,676,643</b>	<b>43,579,358</b>

Summary of significant accounting policies

3

The accompanying notes are an integral part of the financial statements.

As per our report of even date

For Rajeev & Ajay  
Firm registration No : 009977N  
Chartered Accountants

Rajeev Sabharwal  
Partner  
Membership No. : 084833



Place : New Delhi

Date : 24 MAY 2017

For and on behalf of the Board of Directors of  
FLOTILLA PROPBUILD PRIVATE LIMITED

Pankaj Kishore Chaturvedi  
Director  
DIN-07119298

Rangaswamy Harirajan  
Director  
DIN-06785533

CR



**FLOTILLA PROPBUILD PRIVATE LIMITED**  
**STATEMENT OF PROFIT AND LOSS FOR THE YEAR ENDED 31 MARCH 2017**  
(Amount in Rupees, unless otherwise stated)

Particulars	Notes	31 March 2017	31 March 2016
Revenue from operations		-	-
<b>Total Income (I)</b>		-	-
<b>EXPENSES</b>			
Other expenses	11	7,416	7,652
Finance costs	12	1,512	870
<b>Total Expenses (II)</b>		8,928	8,522
<b>Profit/(Loss) before tax from continuing operations (I-II)</b>		(8,928)	(8,522)
<b>Tax expense:</b>			
Current Tax		-	-
<b>Profit/(Loss) for the year from continuing operations</b>		(8,928)	(8,522)
<b>Other comprehensive income</b>		-	-
<b>Total other comprehensive income for the year, net of tax</b>		-	-
<b>Total comprehensive income/(loss) for the year, net of tax</b>		(8,928)	(8,522)
Earnings per equity share (computed on the basis of profit/(loss) for the year):	13		
(1) Basic		(0.89)	(0.85)
(2) Diluted		(0.89)	(0.85)

Summary of significant accounting policies

3

The accompanying notes are an integral part of the financial statements.

As per our report of even date

For Rajeev & Ajay  
Firm registration No : 009977N  
Chartered Accountants

Rajeev Sabharwal  
Partner  
Membership No. : 084833



For and on behalf of the Board of Directors of  
**FLOTILLA PROPBUILD PRIVATE LIMITED**

Pankaj Kishore Chaturvedi  
Director  
DIN-07119298

Rangaswamy Harirajan  
Director  
DIN-06785533

Place : New Delhi

Date :

24 MAY 2017

**FLOUNCE PROPBUILD PRIVATE LIMITED**  
**BALANCE SHEET AS AT 31 MARCH 2017**  
(Amount in Rupees, unless otherwise stated)

	Notes	As at 31 March 2017	As at 31 March 2016	As at 1 April 2015
<b>ASSETS</b>				
<b>Current assets</b>				
Inventories	4	9,897,134	4,455,700	4,455,700
Financial assets				
Cash and cash equivalents	5	12,777	100,871	8,178
Other financial assets	6	248,063	248,063	248,063
Other current assets	7	-	29	29
<b>Total Assets</b>		<b>10,157,974</b>	<b>4,804,663</b>	<b>4,711,970</b>
<b>EQUITY AND LIABILITIES</b>				
<b>Equity</b>				
Equity share capital	8	100,000	100,000	100,000
Other equity				
Retained Earnings	9	(248,069)	(239,921)	(232,506)
<b>Total equity</b>		<b>(148,069)</b>	<b>(139,921)</b>	<b>(132,506)</b>
<b>LIABILITIES</b>				
<b>Current liabilities</b>				
Financial liabilities				
Trade payables	10	225,750	5,725	5,618
Other financial liabilities	11	-	100,000	-
Other current liabilities	12	10,080,292	4,838,858	4,838,858
<b>Total liabilities</b>		<b>10,306,042</b>	<b>4,944,583</b>	<b>4,844,476</b>
<b>Total Equity and Liabilities</b>		<b>10,157,974</b>	<b>4,804,663</b>	<b>4,711,970</b>
Summary of significant accounting policies	3			

The accompanying notes are an integral part of the financial statements.

As per our report of even date

For Rajeev & Ajay  
Firm registration No : 009977N  
Chartered Accountants  
  
Rajeev Sabharwal  
Partner  
Membership No. : 084833

For and on behalf of the Board of Directors of  
FLOUNCE PROPBUILD PRIVATE LIMITED

  
Rangaswamy Harirajan  
Director  
DIN-06785533

  
Pankaj Kishore Chaturvedi  
Director  
DIN-07119298

Place : New Delhi

Date : 26 MAY 2017

**FLOUNCE PROPBUILD PRIVATE LIMITED**  
**STATEMENT OF PROFIT AND LOSS FOR THE YEAR ENDED 31 MARCH 2017**  
(Amount in Rupees, unless otherwise stated)

Particulars	Notes	31 March 2017	31 March 2016
Revenue from operations		-	-
<b>Total Income (I)</b>		-	-
<b>EXPENSES</b>			
Other expenses	13	7,314	7,345
Finance costs	14	805	69
<b>Total Expenses (II)</b>		<b>8,119</b>	<b>7,414</b>
<b>Profit/(Loss) before tax from continuing operations (I-II)</b>		<b>(8,119)</b>	<b>(7,414)</b>
Tax expense:			
Current Tax		29	-
<b>Profit/(Loss) for the year from continuing operations</b>		<b>(8,148)</b>	<b>(7,414)</b>
<b>Other comprehensive income</b>		-	-
<b>Total other comprehensive income for the year, net of tax</b>		-	-
<b>Total comprehensive income/(loss) for the year, net of tax</b>		<b>(8,148)</b>	<b>(7,414)</b>
Earnings per equity share (computed on the basis of profit/(loss) for the year):	15		
(1) Basic		(0.81)	(0.74)
(2) Diluted		(0.81)	(0.74)

Summary of significant accounting policies

3

The accompanying notes are an integral part of the financial statements.

As per our report of even date

For Rajeev & Ajay  
Firm registration No : 009977N  
Chartered Accountants

Rajeev Sahharwal  
Partner  
Membership No. : 084833

For and on behalf of the Board of Directors of  
**FLOUNCE PROPBUILD PRIVATE LIMITED**

Rangaswamy Harirajan  
Director  
DIN-06785533

Pankaj Kishore Chaturvedi  
Director  
DIN-07119298

Place : New Delhi

Date : 24 MAY 2017



**FLUE PROPBUILD PRIVATE LIMITED**  
**BALANCE SHEET AS AT 31 MARCH 2017**  
(Amount in Rupees, unless otherwise stated)

	Notes	As at 31 March 2017	As at 31 March 2016	As at 1 April 2015
<b>ASSETS</b>				
<b>Current assets</b>				
Inventories	4	82,815,915	94,195,902	98,164,252
<b>Financial assets</b>				
Cash and cash equivalents	5	13,560	3,375	5,102
Other financial assets	6	110,706,026	31,162,495	-
<b>Total Assets</b>		<b>193,535,501</b>	<b>125,361,772</b>	<b>98,169,354</b>
<b>EQUITY AND LIABILITIES</b>				
<b>Equity</b>				
Equity share capital	7	100,000	100,000	100,000
Other equity	8			
Retained Earnings		(303,039)	(256,349)	(248,129)
<b>Total equity</b>		<b>(203,039)</b>	<b>(156,349)</b>	<b>(148,129)</b>
<b>LIABILITIES</b>				
<b>Current liabilities</b>				
<b>Financial liabilities</b>				
Trade payables	9	5,750	5,725	6,233
Other current liabilities	10	193,732,789	125,512,395	98,311,250
<b>Total liabilities</b>		<b>193,738,539</b>	<b>125,518,120</b>	<b>98,317,483</b>
<b>Total Equity and Liabilities</b>		<b>193,535,501</b>	<b>125,361,772</b>	<b>98,169,354</b>

Summary of significant accounting policies

3

The accompanying notes are an integral part of the financial statements.

As per our report of even date

For Rajeev & Ajay  
Firm registration No : 009977N  
Chartered Accountants

Rajeev Sabharwal  
Partner  
Membership No. : 084833



Place : New Delhi  
Date : 24 MAY 2017

For and on behalf of the Board of Directors of  
**FLUE PROPBUILD PRIVATE LIMITED**

Ravi Bansal  
Director  
DIN-06719785

Prashant Pandey  
Director  
DIN-03439831

Pi

**FLUE PROPBUILD PRIVATE LIMITED**  
**STATEMENT OF PROFIT AND LOSS FOR THE YEAR ENDED 31 MARCH 2017**  
(Amount in Rupees, unless otherwise stated)

Particulars	Notes	31 March 2017	31 March 2016
Revenue from operations		-	-
<b>Total Income (I)</b>		-	-
<b>EXPENSES</b>			
Other expenses	11	45,198	7,549
Finance costs	12	1,492	670
<b>Total Expenses (II)</b>		<b>46,690</b>	<b>8,219</b>
<b>Profit/(Loss) before tax from operations (I-II)</b>		<b>(46,690)</b>	<b>(8,219)</b>
<b>Tax expense:</b>			
Current Tax		-	-
<b>Profit/(Loss) for the year from continuing operations</b>		<b>(46,690)</b>	<b>(8,219)</b>
<b>Other comprehensive income</b>		-	-
<b>Total other comprehensive income for the year, net of tax</b>		-	-
<b>Total comprehensive income/(loss) for the year, net of tax</b>		<b>(46,690)</b>	<b>(8,219)</b>
Earnings per equity share (computed on the basis of profit/(loss) for the year):	13		
(1) Basic		(4.67)	(0.82)
(2) Diluted		(4.67)	(0.82)

Summary of significant accounting policies

3

The accompanying notes are an integral part of the financial statements.

As per our report of even date

For Rajeev & Ajay  
Firm registration No : 009977N  
Chartered Accountants

Rajeev Sabharwal  
Partner  
Membership No. : 084833



Place : New Delhi  
Date : 24 MAY 2017

For and on behalf of the Board of Directors of  
**FLUE PROPBUILD PRIVATE LIMITED**

  
Ravi Bansal  
Director  
DIN-06719785

  
Prashant Pandey  
Director  
DIN-03439831

**FLUFF PROPBUILD PRIVATE LIMITED**  
**BALANCE SHEET AS AT 31 MARCH 2017**  
(Amount in Rupees, unless otherwise stated)

	Notes	As at 31 March 2017	As at 31 March 2016	As at 1 April 2015
<b>ASSETS</b>				
<b>Current assets</b>				
Inventories	4	54,745,901	54,787,492	54,787,492
Financial assets				
Cash and cash equivalents	5	8,141	11,998	14,113
Other financial assets	6	4,923,394	4,923,394	4,923,394
Other current assets	7	3,997	-	-
<b>Total Assets</b>		<b>59,681,433</b>	<b>59,722,884</b>	<b>59,724,999</b>
<b>EQUITY AND LIABILITIES</b>				
<b>Equity</b>				
Equity share capital	8	100,000	100,000	100,000
Other equity	9			
Retained Earnings		(255,643)	(249,430)	(241,199)
<b>Total equity</b>		<b>(155,643)</b>	<b>(149,430)</b>	<b>(141,199)</b>
<b>LIABILITIES</b>				
<b>Current liabilities</b>				
Financial liabilities				
Trade payables	10	5,750	11,733	5,618
Other current liabilities	11	59,831,325	59,860,580	59,860,580
<b>Total liabilities</b>		<b>59,837,075</b>	<b>59,872,313</b>	<b>59,866,198</b>
<b>Total Equity and Liabilities</b>		<b>59,681,433</b>	<b>59,722,884</b>	<b>59,724,999</b>
Summary of significant accounting policies	3			

The accompanying notes are an integral part of the financial statements.

As per our report of even date

For Rajeev & Ajay  
Firm registration No : 009977N  
Chartered Accountants

Rajeev Sahharwal  
Partner  
Membership No. : 084833

Place : New Delhi  
Date : 24 MAY 2017

For and on behalf of the Board of Directors of  
FLUFF PROPBUILD PRIVATE LIMITED

Aashutosh Sharma  
Director  
DIN-06881665

Prashant Pandey  
Director  
DIN-03439831



**FLUFF PROPBUILD PRIVATE LIMITED**  
**STATEMENT OF PROFIT AND LOSS FOR THE YEAR ENDED 31 MARCH 2017**  
(Amount in Rupees, unless otherwise stated)

Particulars	Notes	31 March 2017	31 March 2016
Revenue from operations		-	-
Other income	12	600	-
<b>Total Income (I)</b>		<b>600</b>	<b>-</b>
<b>EXPENSES</b>			
Other expenses	13	6,698	8,164
Finance costs	14	115	66
<b>Total Expenses (II)</b>		<b>6,813</b>	<b>8,230</b>
<b>Profit/(Loss) before tax from continuing operations (I-II)</b>		<b>(6,213)</b>	<b>(8,230)</b>
<b>Tax expense:</b>			
Current Tax		-	-
<b>Profit/(Loss) for the year from continuing operations</b>		<b>(6,213)</b>	<b>(8,230)</b>
<b>Other comprehensive income</b>		<b>-</b>	<b>-</b>
<b>Total other comprehensive income for the year, net of tax</b>		<b>-</b>	<b>-</b>
<b>Total comprehensive income/(loss) for the year, net of tax</b>		<b>(6,213)</b>	<b>(8,230)</b>
Earnings per equity share (computed on the basis of profit/(loss) for the year):	15		
(1) Basic		(0.62)	(0.82)
(2) Diluted		(0.62)	(0.82)

Summary of significant accounting policies 3

The accompanying notes are an integral part of the financial statements.

As per our report of even date

For Rajeev & Ajay  
Firm registration No : 009977N  
Chartered Accountants

Rajeev Sabharwal  
Partner  
Membership No. : 084833

Place : New Delhi

Date : 24 MAY 2017

For and on behalf of the Board of Directors of  
FLUFF PROPBUILD PRIVATE LIMITED

Aashutosh Sharma  
Director  
DIN-06881665

Prashant Pandey  
Director  
DIN-03439831

**FLUKE PROPBUILD PRIVATE LIMITED**  
**BALANCE SHEET AS AT 31 MARCH 2017**  
(Amount in Rupees, unless otherwise stated)

**ASSETS**

**Current assets**

Inventories

Financial assets

Cash and cash equivalents

**Total Assets**

Notes	As at 31 March 2017	As at 31 March 2016	As at 1 April 2015
4	4,602,030	4,602,030	4,602,030
5	7,414	2,279	5,102
	<b>4,609,444</b>	<b>4,604,309</b>	<b>4,607,132</b>

**EQUITY AND LIABILITIES**

**Equity**

Equity share capital

Other equity

Retained Earnings

**Total equity**

6	100,000	100,000	100,000
7	(75,176)	(66,986)	(58,356)
	<b>24,824</b>	<b>33,014</b>	<b>41,644</b>

**LIABILITIES**

**Current liabilities**

Financial liabilities

Trade payables

Other current liabilities

Provisions

**Total liabilities**

8	5,750	11,425	5,618
9	4,578,870	4,559,870	4,559,870
10	-	-	-
	<b>4,584,620</b>	<b>4,571,295</b>	<b>4,565,488</b>

**Total Equity and Liabilities**

<b>4,609,444</b>	<b>4,604,309</b>	<b>4,607,132</b>
------------------	------------------	------------------

Summary of significant accounting policies

3

The accompanying notes are an integral part of the financial statements.

As per our report of even date

For Rajeev & Ajay  
Firm registration No : 00997758  
Chartered Accountants

Rajeev Sabharwal  
Partner  
Membership No. : 084833



Place : New Delhi  
Date : 24 MAY 2017

For and on behalf of the Board of Directors of  
FLUKE PROPBUILD PRIVATE LIMITED

Aashutosh Sharma  
Director  
DIN-06881665

Prashant Pandey  
Director  
DIN-03439831

*Pe*

**FLUKE PROPBUILD PRIVATE LIMITED**  
**STATEMENT OF PROFIT AND LOSS FOR THE YEAR ENDED 31 MARCH 2017**  
(Amount in Rupees, unless otherwise stated)

Particulars	Notes	31 March 2017	31 March 2016
Revenue from operations		-	-
<b>Total Income (I)</b>		-	-
<b>EXPENSES</b>			
Other expenses	11	6,698	7,960
Finance costs	12	1,492	670
<b>Total Expenses (II)</b>		8,190	8,630
<b>Profit/(Loss) before tax from operations (I-II)</b>		(8,190)	(8,630)
<b>Tax expense:</b>			
Current Tax		-	-
<b>Profit/(Loss) for the year from continuing operations</b>		(8,190)	(8,630)
<b>Other comprehensive income</b>		-	-
<b>Total other comprehensive income for the year, net of tax</b>		-	-
<b>Total comprehensive income/(loss) for the year, net of tax</b>		(8,190)	(8,630)
Earnings per equity share (computed on the basis of profit/(loss) for the year):	13		
(1) Basic		(0.82)	(0.86)
(2) Diluted		(0.82)	(0.86)

Summary of significant accounting policies

3

The accompanying notes are an integral part of the financial statements.

As per our report of even date

For Rajeev & Ajay  
Firm registration No : 009977N  
Chartered Accountants

Rajeev Sabharwal  
Partner  
Membership No. : 084833



For and on behalf of the Board of Directors of  
**FLUKE PROPBUILD PRIVATE LIMITED**

Aashutosh Sharma  
Director  
DIN-06881665

Prashant Pandey  
Director  
DIN-03439831

Place : New Delhi

Date : 24 MAY 2017



**FOAL PROPBUILD PRIVATE LIMITED**  
**STATEMENT OF PROFIT AND LOSS FOR THE YEAR ENDED 31 MARCH 2017**  
(Amount in Rupees, unless otherwise stated)

Particulars	Notes	31 March 2017	31 March 2016
Revenue from operations		-	-
<b>Total Income (I)</b>		-	-
<b>EXPENSES</b>			
Other expenses	10	6,698	7,651
Finance costs	11	1,492	670
<b>Total Expenses (II)</b>		<b>8,190</b>	<b>8,321</b>
<b>Profit/(Loss) before tax from operations (I-II)</b>		<b>(8,190)</b>	<b>(8,321)</b>
<b>Tax expense:</b>			
Current Tax		-	-
<b>Profit/(Loss) for the year from continuing operations</b>		<b>(8,190)</b>	<b>(8,321)</b>
<b>Other comprehensive income</b>		-	-
<b>Total other comprehensive income for the year, net of tax</b>		-	-
<b>Total comprehensive income/(loss) for the year, net of tax</b>		<b>(8,190)</b>	<b>(8,321)</b>
Earnings per equity share (computed on the basis of profit/(loss) for the year):	12		
(1) Basic		(0.82)	(0.83)
(2) Diluted		(0.82)	(0.83)

Summary of significant accounting policies

3

The accompanying notes are an integral part of the financial statements.

As per our report of even date

For Rajeev & Ajay  
Firm registration No : 009977N  
Chartered Accountants

Rajeev Sabharwal  
Partner  
Membership No. : 084833



For and on behalf of the Board of Directors of  
**FOAL PROPBUILD PRIVATE LIMITED**

Aashutosh Sharma  
Director  
DIN-06881665

Prashant Pandey  
Director  
DIN-03439831

Place : New Delhi

Date :

24 MAY 2017

**FOAL PROPBUILD PRIVATE LIMITED**  
**STATEMENT OF CHANGES IN EQUITY FOR THE YEAR ENDED 31 MARCH 2017**  
(Amount in Rupees , unless otherwise stated)

For the year ended March 2017

**(a) Equity Share Capital**

Equity shares of Rs. 10 each issued, subscribed and fully paid

At 1 April 2015

Issued during the year

At 31 March 2016

Issued during the year

At 31 March 2017

No.	Amount
10,000	1,00,000
-	-
10,000	1,00,000
-	-
10,000	1,00,000

**(b) Other equity**

For the year ended March 2017

	Reserves and Surplus	
	Surplus (Deficit) in the statement of profit and loss	Total equity
As at 1 April 2016	(1,66,513)	(1,66,513)
Profit/(Loss) for the year	(8,190)	(8,190)
Total comprehensive income	(1,74,703)	(1,74,703)
At 31 March 2017	(1,74,703)	(1,74,703)

For the year ended March 2016

	Reserves and Surplus	
	Surplus (Deficit) in the statement of profit and loss	Total equity
As at 1 April 2015	(1,58,192)	(1,58,192)
Profit/(Loss) for the year	(8,321)	(8,321)
Total comprehensive income	(1,66,513)	(1,66,513)
At 31 March 2016	(1,66,513)	(1,66,513)

The accompanying notes are an integral part of the financial statements.

As per our report of even date

For Rajeev & Ajay  
Firm registration No : 009977N  
Chartered Accountants

Rajeev Sabharwal  
Partner  
Membership No. : 084833



For and on behalf of the Board of Directors of  
**FOAL PROPBUILD PRIVATE LIMITED**

Aashutosh Sharma  
Director  
DIN-06881665

Prashant Pandey  
Director  
DIN-03439831

Place : New Delhi

Date : 24 MAY 2017

**FONDANT PROPBUILD PRIVATE LIMITED**  
**BALANCE SHEET AS AT 31 MARCH 2017**  
(Amount in Rupees, unless otherwise stated)

	Notes	As at 31 March 2017	As at 31 March 2016	As at 1 April 2015
<b>ASSETS</b>				
<b>Current assets</b>				
Inventories	4	56,246,105	56,246,105	56,246,105
Financial assets				
Cash and cash equivalents	5	10,188	17,899	6,017
<b>Total Assets</b>		<b>56,256,293</b>	<b>56,264,004</b>	<b>56,252,122</b>
<b>EQUITY AND LIABILITIES</b>				
<b>Equity</b>				
Equity share capital	6	100,000	100,000	100,000
Other equity	7			
Retained Earnings		(736,863)	(729,127)	(720,902)
<b>Total equity</b>		<b>(636,863)</b>	<b>(629,127)</b>	<b>(620,902)</b>
<b>LIABILITIES</b>				
<b>Current liabilities</b>				
<b>Financial liabilities</b>				
Trade payables	8	5,750	5,725	5,618
Other current liabilities	9	56,887,406	56,887,406	56,867,406
<b>Total liabilities</b>		<b>56,893,156</b>	<b>56,893,131</b>	<b>56,873,024</b>
<b>Total Equity and Liabilities</b>		<b>56,256,293</b>	<b>56,264,004</b>	<b>56,252,122</b>

Summary of significant accounting policies

3

The accompanying notes are an integral part of the financial statements.

As per our report of even date

For Rajeev & Ajay  
Firm registration No : 009977N  
Chartered Accountants

Rajeev Sabharwal  
Partner  
Membership No. : 084833



Place : New Delhi  
Date : 24 MAY 2017

For and on behalf of the Board of Directors of  
FONDANT PROPBUILD PRIVATE LIMITED

Aashutosh Sharma  
Director  
DIN-06881665

*CP*

Tanun Chadha  
Director  
DIN-07109007



**FONDANT PROPBUILD PRIVATE LIMITED**  
**STATEMENT OF PROFIT AND LOSS FOR THE YEAR ENDED 31 MARCH 2017**  
(Amount in Rupees, unless otherwise stated)

Particulars	Notes	31 March 2017	31 March 2016
Revenue from operations		-	-
<b>Total Income (I)</b>		-	-
<b>EXPENSES</b>			
Other expenses	10	7,621	7,652
Finance costs	11	115	573
<b>Total Expenses (II)</b>		<b>7,736</b>	<b>8,225</b>
<b>Profit/(Loss) before tax from operations (I-II)</b>		<b>(7,736)</b>	<b>(8,225)</b>
<b>Tax expense:</b>			
Current Tax		-	-
<b>Profit/(Loss) for the year from continuing operations</b>		<b>(7,736)</b>	<b>(8,225)</b>
<b>Other comprehensive income</b>		-	-
<b>Total other comprehensive income for the year, net of tax</b>		-	-
<b>Total comprehensive income/(loss) for the year, net of tax</b>		<b>(7,736)</b>	<b>(8,225)</b>
<b>Earnings per equity share (computed on the basis of profit/(loss) for the year):</b>	12		
(1) Basic		(0.77)	(0.82)
(2) Diluted		(0.77)	(0.82)

Summary of significant accounting policies

3

The accompanying notes are an integral part of the financial statements.

As per our report of even date

For Rajeev & Ajay  
Firm registration No : 009977N  
Chartered Accountants

Rajeev Sabharwal  
Partner  
Membership No. : 084833



For and on behalf of the Board of Directors of  
FONDANT PROPBUILD PRIVATE LIMITED

Aashutosh Sharma  
Director  
DIN-06881665

Tarun Chadha  
Director  
DIN-07109007

Place : New Delhi

Date : 24 MAY 2017

**FORAY PROPBUILD PRIVATE LIMITED**  
**BALANCE SHEET AS AT 31 MARCH 2017**  
 (Amount in Rupees, unless otherwise stated)

	Notes	As at 31 March 2017	As at 31 March 2016	As at 1 April 2015
<b>ASSETS</b>				
<b>Current assets</b>				
Inventories	4	39,500,928	39,500,928	39,500,928
Financial assets				
Cash and cash equivalents	5	9,779	15,817	4,542
Other financial assets	6	-	9,237,028	9,237,028
<b>Total Assets</b>		<b>39,510,707</b>	<b>48,753,773</b>	<b>48,742,498</b>
<b>EQUITY AND LIABILITIES</b>				
<b>Equity</b>				
Equity share capital	7	100,000	100,000	100,000
Other equity	8			
Retained Earnings		(179,520)	(173,457)	(164,625)
<b>Total equity</b>		<b>(79,520)</b>	<b>(73,457)</b>	<b>(64,625)</b>
<b>LIABILITIES</b>				
<b>Current liabilities</b>				
Financial liabilities				
Trade payables	9	5,750	5,725	5,618
Other current liabilities	10	39,584,477	48,821,505	48,801,505
<b>Total liabilities</b>		<b>39,590,227</b>	<b>48,827,230</b>	<b>48,807,123</b>
<b>Total Equity and Liabilities</b>		<b>39,510,707</b>	<b>48,753,773</b>	<b>48,742,498</b>

### Summary of significant accounting policies

The accompanying notes are an integral part of the financial statements.

As per our report of even date

For Rajeev & Ajay  
Firm registration No.: 009977N  
Chartered Accountants

**Rajeev Sabharwal**  
**Partner**  
**Membership No. : 084833**

Place : New Delhi  
Date : 24 MAY 2017

For and on behalf of the Board of Directors of  
**FORAY PROPBUILD PRIVATE LIMITED**

**Aashutosh Sharma**  
Director  
DIN-06881665

**Prashant Pandey**  
Director  
DIN-03439831

**FORAY PROPBUILD PRIVATE LIMITED**  
**STATEMENT OF PROFIT AND LOSS FOR THE YEAR ENDED 31 MARCH 2017**  
(Amount in Rupees, unless otherwise stated)

Particulars	Notes	31 March 2017	31 March 2016
Other Income	11	750	-
<b>Total Income (I)</b>		<b>750</b>	<b>-</b>
Expenses			
Other expenses	12	6,698	7,959
Finance costs	13	115	873
<b>Total Expenses (II)</b>		<b>6,813</b>	<b>8,832</b>
<b>Profit/(Loss) before tax from continuing operations (I-II)</b>		<b>(6,063)</b>	<b>(8,832)</b>
Tax expense:			
Current tax		-	-
<b>Profit/(Loss) for the year from continuing operations</b>		<b>(6,063)</b>	<b>(8,832)</b>
<b>Other comprehensive income</b>		<b>-</b>	<b>-</b>
<b>Total other comprehensive income for the year, net of tax</b>		<b>-</b>	<b>-</b>
<b>Total comprehensive income/(loss) for the year, net of tax</b>		<b>(6,063)</b>	<b>(8,832)</b>
Earnings per equity share (computed on the basis of profit/(loss) for the year):	14		
(1) Basic		(0.61)	(0.88)
(2) Diluted		(0.61)	(0.88)

Summary of significant accounting policies 3

The accompanying notes are an integral part of the financial statements.

As per our report of even date

For Rajeev & Ajay  
Firm registration No : 009977N  
Chartered Accountants

Rajeev Sabharwal  
Partner  
Membership No. : 084833



For and on behalf of the Board of Directors of  
**FORAY PROPBUILD PRIVATE LIMITED**

*Aashutosh Sharma*  
Aashutosh Sharma  
Director  
DIN-06881665

*Prashant Pandey*  
Prashant Pandey  
Director  
DIN-03439831

Place : New Delhi

Date : 24 MAY 2017



**FORSYTHIA PROPBUILD PRIVATE LIMITED**  
**BALANCE SHEET AS AT 31 MARCH 2017**  
(Amount in Rupees, unless otherwise stated)

	Notes	As at 31 March 2017	As at 31 March 2016	As at 1 April 2015
<b>ASSETS</b>				
<b>Current assets</b>				
Inventories	4	45,291,391	45,084,983	45,084,983
Financial assets				
Cash and cash equivalents	5	11,577	74	8,201
Other financial assets	6	13,261	13,262	13,262
Other current assets	7	240,423	-	-
<b>Total Assets</b>		<b>45,556,652</b>	<b>45,098,319</b>	<b>45,106,446</b>
<b>EQUITY AND LIABILITIES</b>				
<b>Equity</b>				
Equity share capital	8	100,000	100,000	100,000
Other equity	9	(399,987)	(237,229)	(228,995)
Retained Earnings				
<b>Total equity</b>		<b>(299,987)</b>	<b>(137,229)</b>	<b>(128,995)</b>
<b>LIABILITIES</b>				
<b>Current liabilities</b>				
Financial liabilities				
Trade payables	10	5,750	5,725	5,618
Other current liabilities	11	45,850,889	45,229,823	45,229,823
<b>Total liabilities</b>		<b>45,856,639</b>	<b>45,235,548</b>	<b>45,235,441</b>
<b>Total Equity and Liabilities</b>		<b>45,556,652</b>	<b>45,098,319</b>	<b>45,106,446</b>
Summary of significant accounting policies	3			

The accompanying notes are an integral part of the financial statements.

As per our report of even date

For Rajeev & Ajay  
Firm registration No : 009977N  
Chartered Accountants

Rajeev Sabharwal  
Partner  
Membership No. : 084833



Place : New Delhi

Date : 24 MAY 2017

For and on behalf of the Board of Directors of  
**FORSYTHIA PROPBUILD PRIVATE LIMITED**

Prashant Pandey  
Director  
DIN-03439831

Jasveer Singh Panwar  
Director  
DIN-06849825

PR

**FORSYTHIA PROPBUILD PRIVATE LIMITED**  
**STATEMENT OF PROFIT AND LOSS FOR THE YEAR ENDED 31 MARCH 2017**  
(Amount in Rupees, unless otherwise stated)

Particulars	Notes	31 March 2017	31 March 2016
Revenue from operations		-	-
<b>Total Income (I)</b>		-	-
<b>EXPENSES</b>			
Other expenses	12	161,699	7,857
Finance costs	13	1,059	377
<b>Total expenses (II)</b>		<b>162,758</b>	<b>8,234</b>
<b>Profit/(Loss) before tax from continuing operations (I-II)</b>		<b>(162,758)</b>	<b>(8,234)</b>
<b>Tax expense:</b>			
Current tax		-	-
<b>Profit/(Loss) for the year from continuing operations</b>		<b>(162,758)</b>	<b>(8,234)</b>
<b>Other comprehensive income</b>		-	-
<b>Total other comprehensive income for the year, net of tax</b>		-	-
<b>Total comprehensive income/(loss) for the year, net of tax</b>		<b>(162,758)</b>	<b>(8,234)</b>
Earnings per equity share (computed on the basis of profit/(loss) for the year):	14		
(1) Basic		(16.28)	(0.82)
(2) Diluted		(16.28)	(0.82)

Summary of significant accounting policies

3

The accompanying notes are an integral part of the financial statements.

As per our report of even date

For Rajeev & Ajay  
Firm registration No : 009977N  
Chartered Accountants

Rajeev Sabharwal  
Partner  
Membership No. : 084833



For and on behalf of the Board of Directors of  
**FORSYTHIA PROPBUILD PRIVATE LIMITED**

Prashant Pandey  
Director  
DIN-03439831

Jasveer Singh Panwar  
Director  
DIN-06849825

Place : New Delhi

Date : 24 MAY 2017

**FOUNT PROPBUILD PRIVATE LIMITED**  
**BALANCE SHEET AS AT 31 MARCH 2017**  
(Amount in Rupees, unless otherwise stated)

	Notes	As at 31 March 2017	As at 31 March 2016	As at 1 April 2015
<b>ASSETS</b>				
<b>Current assets</b>				
Inventories	4	-	5,500	5,500
<b>Financial assets</b>				
Cash and cash equivalents	5	12,678	3,259	11,678
Other financial assets	6	-	-	3,071
<b>Total Assets</b>		<b>12,678</b>	<b>8,759</b>	<b>20,249</b>
<b>EQUITY AND LIABILITIES</b>				
<b>Equity</b>				
Equity share capital	7	100,000	100,000	100,000
Other equity				
Retained Earnings	8	(114,601)	(118,402)	(109,876)
<b>Total equity</b>		<b>(14,601)</b>	<b>(18,402)</b>	<b>(9,876)</b>
<b>LIABILITIES</b>				
<b>Current liabilities</b>				
<b>Financial liabilities</b>				
Trade payables	9	5,750	5,725	5,618
Other current liabilities	10	19,829	2,829	-
Provisions	11	1,700	18,607	24,507
<b>Total liabilities</b>		<b>27,279</b>	<b>27,161</b>	<b>30,125</b>
<b>Total Equity and Liabilities</b>		<b>12,678</b>	<b>8,759</b>	<b>20,249</b>

Summary of significant accounting policies

3

The accompanying notes are an integral part of the financial statements.

As per our report of even date

For Rajeev & Ajay  
Firm registration No : 009977N  
Chartered Accountants

Rajeev Sabharwal  
Partner  
Membership No. : 084833



Place : New Delhi  
Date : 24 MAY 2017

For and on behalf of the Board of Directors of  
FOUNT PROPBUILD PRIVATE LIMITED

Prashant Pandey  
Director  
DIN-03439831

*Pr*

Rakesh Rockwell  
Director  
DIN-07119340

*Rakesh Rockwell*



**FOUNT PROPBUILD PRIVATE LIMITED**  
**STATEMENT OF PROFIT AND LOSS FOR THE YEAR ENDED 31 MARCH 2017**  
(Amount in Rupees, unless otherwise stated)

Particulars	Notes	31 March 2017	31 March 2016
Other income	12	18,607	
<b>Total income (I)</b>		<b>18,607</b>	<b>-</b>
<b>EXPENSES</b>			
Other expenses	13	12,301	7,857
Finance costs	14	805	669
<b>Total expenses (II)</b>		<b>13,106</b>	<b>8,526</b>
<b>Profit/(Loss) before tax from continuing operations (I-II)</b>		<b>5,501</b>	<b>(8,526)</b>
<b>Tax expense:</b>			
Current tax		1,700	-
<b>Profit/(Loss) for the year from continuing operations</b>		<b>3,801</b>	<b>(8,526)</b>
<b>Other comprehensive income</b>		<b>-</b>	<b>-</b>
<b>Total other comprehensive income for the year, net of tax</b>		<b>-</b>	<b>-</b>
<b>Total comprehensive income/(loss) for the year, net of tax</b>		<b>3,801</b>	<b>(8,526)</b>
<b>Earnings per equity share (computed on the basis of profit/(loss) for the year):</b>	15		
(1) Basic		0.38	(0.85)
(2) Diluted		0.38	(0.85)

Summary of significant accounting policies

3

The accompanying notes are an integral part of the financial statements.

As per our report of even date

For Rajeev & Ajay  
Firm registration No : 009977N  
Chartered Accountants

Rajeev Sabharwal  
Partner  
Membership No. : 084833



For and on behalf of the Board of Directors of  
FOUNT PROPBUILD PRIVATE LIMITED

  
Prashant Pandey  
Director  
DIN-03439831

  
Rakesh Rockwell  
Director  
DIN-07119340

Place : New Delhi

Date : 24 MAY 2017

**FOYER PROPBUILD PRIVATE LIMITED**  
**BALANCE SHEET AS AT 31 MARCH 2017**  
(Amount in Rupees, unless otherwise stated)

	Notes	As at 31 March 2017	As at 31 March 2016	As at 1 April 2015
<b>ASSETS</b>				
<b>Current assets</b>				
Inventories	4	20,894,304	20,894,304	20,894,304
Financial assets				
Cash and cash equivalents	5	36,260	42,271	20,113
Other current assets	6	876	-	339,682
<b>Total Assets</b>		<b>20,931,440</b>	<b>20,936,575</b>	<b>21,254,099</b>
<b>EQUITY AND LIABILITIES</b>				
<b>Equity</b>				
Equity share capital	7	100,000	100,000	100,000
Other equity	8			
Retained Earnings		(101,801)	(95,766)	(101,731)
<b>Total equity</b>		<b>(1,801)</b>	<b>4,234</b>	<b>(1,731)</b>
<b>LIABILITIES</b>				
<b>Current liabilities</b>				
Financial liabilities				
Trade payables	9	5,750	5,725	5,618
Other current liabilities	10	20,927,492	20,925,212	21,250,212
Provisions	11	-	1,404	-
<b>Total liabilities</b>		<b>20,933,242</b>	<b>20,932,341</b>	<b>21,255,830</b>
<b>Total Equity and Liabilities</b>		<b>20,931,440</b>	<b>20,936,575</b>	<b>21,254,099</b>

Summary of significant accounting policies

3

The accompanying notes are an integral part of the financial statements.

As per our report of even date

For Rajeev & Ajay  
Firm registration No : 009977N  
Chartered Accountants

Rajeev Sabharwal  
Partner  
Membership No. : 084833



Place : New Delhi

Date : 24 MAY 2017

For and on behalf of the Board of Directors of  
FOYER PROPBUILD PRIVATE LIMITED

Shaji Kumar Sasidharan  
Director  
DIN-07119343

Prashant Pandey  
Director  
DIN-03439831

**FOYER PROPBUILD PRIVATE LIMITED**  
**STATEMENT OF PROFIT AND LOSS FOR THE YEAR ENDED 31 MARCH 2017**  
(Amount in Rupees, unless otherwise stated)

Particulars	Notes	31 March 2017	31 March 2016
Other income	12	750	15,278
<b>Total income (I)</b>		<b>750</b>	<b>15,278</b>
<b>EXPENSES</b>			
Other expenses	13	6,699	7,857
Finance costs	14	86	52
<b>Total Expenses (II)</b>		<b>6,785</b>	<b>7,909</b>
<b>Profit/(Loss) before tax from operations (I-II)</b>		<b>(6,035)</b>	<b>7,369</b>
<b>Tax expense:</b>			
Current tax		-	1,404
<b>Profit/(Loss) for the year from operations</b>		<b>(6,035)</b>	<b>5,965</b>
<b>Other comprehensive income</b>		-	-
<b>Total other comprehensive income for the year, net of tax</b>		-	-
<b>Total comprehensive income/(loss) for the year, net of tax</b>		<b>(6,035)</b>	<b>5,965</b>
Earnings per equity share (computed on the basis of profit/(loss) for the year):	15		
(1) Basic		(0.60)	0.60
(2) Diluted		(0.60)	0.60

Summary of significant accounting policies

3

The accompanying notes are an integral part of the financial statements.

As per our report of even date

For Rajeev & Ajay  
Firm registration No : 0099777  
Chartered Accountants

Rajeev Sabharwal  
Partner  
Membership No. : 084833



Place : New Delhi  
Date : 24 MAY 2017

For and on behalf of the Board of Directors of  
**FOYER PROPBUILD PRIVATE LIMITED**

  
Shaji Kumar Sasidharan  
Director  
DIN-07119343

  
Prashant Pandey  
Director  
DIN-03439831



**FRAY PROPBUILD PRIVATE LIMITED**  
**BALANCE SHEET AS AT 31 MARCH 2017**  
(Amount in Rupees, unless otherwise stated)

**ASSETS**

**Current assets**

Inventories  
Financial assets  
Cash and cash equivalents

**Total Assets**

**EQUITY AND LIABILITIES**

**Equity**

Equity share capital  
Other equity  
Retained earnings  
**Total equity**

**LIABILITIES**

**Current liabilities**

Financial liabilities  
Trade payables  
Other current liabilities  
**Total liabilities**

**Total equity and liabilities**

Summary of significant accounting policies

The accompanying notes are an integral part of the financial statements.

As per our report of even date

For Rajeev & Ajay  
Firm registration No : 009977N  
Chartered Accountants

Rajeev Sabharwal  
Partner  
Membership No. : 084833

Place : New Delhi

Date : 24 MAY 2017



Notes	As at 31 March 2017	As at 31 March 2016	As at 1 April 2015
4	-	695	695
5	12,861	8,339	15,743
	<b>12,861</b>	<b>9,034</b>	<b>16,438</b>
6	100,000	100,000	100,000
7	(310,622)	(302,425)	(294,914)
	<b>(210,622)</b>	<b>(202,425)</b>	<b>(194,914)</b>
8	5,750	5,725	5,618
9	217,734	205,734	205,734
	<b>223,484</b>	<b>211,459</b>	<b>211,352</b>
	<b>12,861</b>	<b>9,034</b>	<b>16,438</b>

3

For and on behalf of the Board of Directors of  
**FRAY PROPBUILD PRIVATE LIMITED**

Khaliquz Zaman  
Director  
DIN-06849826

Rohit Mohan  
Director  
DIN-02356229

**FRAY PROPBUILD PRIVATE LIMITED**  
**STATEMENT OF PROFIT AND LOSS FOR THE YEAR ENDED 31 MARCH 2017**  
(Amount in Rupees, unless otherwise stated)

Particulars	Notes	31 March 2017	31 March 2016
Revenue from operations		-	-
Total income (I)		-	-
<b>EXPENSES</b>			
Other expenses	10	8,111	7,242
Finance costs	11	86	269
Total expenses (II)		8,197	7,511
Profit/(Loss) before tax from continuing operations (I-II)		(8,197)	(7,511)
Tax expense:			
Current tax		-	-
Profit/(Loss) for the year from continuing operations		(8,197)	(7,511)
Other comprehensive income		-	-
Total other comprehensive income for the year, net of tax		-	-
Total comprehensive income/(loss) for the year, net of tax		(8,197)	(7,511)
Earnings per equity share (computed on the basis of profit/(loss) for the year):	12		
(1) Basic		(0.82)	(0.75)
(2) Diluted		(0.82)	(0.75)
Summary of significant accounting policies	3		

The accompanying notes are an integral part of the financial statements.

As per our report of even date

For Rajeev & Ajay  
Firm registration No : 009977N  
Chartered Accountants

Rajeev Sabharwal  
Partner  
Membership No. : 084833



Place : New Delhi

Date : 24 MAY 2017

For and on behalf of the Board of Directors of  
FRAY PROPBUILD PRIVATE LIMITED

Khalique Zaman  
Director  
DIN-06849826

Rohit Mohan  
Director  
DIN-02356229

**FRIEZE PROPBUILD PRIVATE LIMITED**  
**BALANCE SHEET AS AT 31 MARCH 2017**  
(Amount in Rupees, unless otherwise stated)

	Notes	As at 31 March 2017	As at 31 March 2016	As at 1 April 2015
<b>ASSETS</b>				
<b>Current assets</b>				
Inventories	4	58,435,880	58,435,880	58,435,880
Financial assets				
Cash and cash equivalents	5	13,694	1,144	8,963
<b>Total Assets</b>		<b>58,449,574</b>	<b>58,437,024</b>	<b>58,444,843</b>
<b>EQUITY AND LIABILITIES</b>				
<b>Equity</b>				
Equity share capital	6	100,000	100,000	100,000
Other equity	7			
Retained earnings		(252,796)	(245,322)	(237,396)
<b>Total equity</b>		<b>(152,796)</b>	<b>(145,322)</b>	<b>(137,396)</b>
<b>LIABILITIES</b>				
<b>Current liabilities</b>				
Financial liabilities				
Trade payables	8	5,750	5,725	5,618
Other current liabilities	9	58,596,621	58,576,621	58,576,621
<b>Total liabilities</b>		<b>58,602,371</b>	<b>58,582,346</b>	<b>58,582,239</b>
<b>Total equity and liabilities</b>		<b>58,449,574</b>	<b>58,437,024</b>	<b>58,444,843</b>

Summary of significant accounting policies

3

The accompanying notes are an integral part of the financial statements.

As per our report of even date

For Rajeev & Ajay  
Firm registration No : 009977N  
Chartered Accountants

Rajeev Sabharwal  
Partner  
Membership No. : 084833



Place : New Delhi  
Date :

24 MAY 2017

For and on behalf of the Board of Directors of  
**FRIEZE PROPBUILD PRIVATE LIMITED**

Satish Kumar Goyal  
Director  
DIN-06520570

Israr Ahmad  
Director  
DIN-02048692



**FRIEZE PROPBUILD PRIVATE LIMITED**  
**STATEMENT OF PROFIT AND LOSS FOR THE YEAR ENDED 31 MARCH 2017**  
(Amount in Rupees, unless otherwise stated)

Particulars	Notes	31 March 2017	31 March 2016
Revenue from operations		-	-
Total income (I)		-	-
<b>EXPENSES</b>			
Other expenses	10	6,698	7,857
Finance costs	11	776	69
Total expenses (II)		7,474	7,926
Profit/(Loss) before tax from operations (I-II)		(7,474)	(7,926)
Tax expense:			
Current tax		-	-
Profit/(Loss) for the year from continuing operations		(7,474)	(7,926)
Other comprehensive income		-	-
Total other comprehensive income for the year, net of tax		-	-
Total comprehensive income/(loss) for the year, net of tax		(7,474)	(7,926)
Earnings per equity share (computed on the basis of profit/(loss) for the year):	12		
(1) Basic		(0.75)	(0.79)
(2) Diluted		(0.75)	(0.79)

Summary of significant accounting policies

3

The accompanying notes are an integral part of the financial statements.

As per our report of even date

For Rajeev & Ajay  
Firm registration No : 009977N  
Chartered Accountants

Rajeev Sabharwal  
Partner  
Membership No. : 084833



For and on behalf of the Board of Directors of  
**FRIEZE PROPBUILD PRIVATE LIMITED**

  
Satish Kumar Goyal  
Director  
DIN-06520570

  
Israr Ahmad  
Director  
DIN-02048692

Place : New Delhi

Date :

26 MAY 2017

**FRISSON PROPBUILD PRIVATE LIMITED**  
**BALANCE SHEET AS AT 31 MARCH 2017**  
(Amount in Rupees, unless otherwise stated)

**ASSETS**

**Current assets**

Inventories

Financial assets

Trade receivables

Cash and cash equivalents

**Total Assets**

Notes	As at 31 March 2017	As at 31 March 2016	As at 1 April 2015
4	71,679,573	60,514,850	60,514,850
5	87,171,938	38,243,048	38,243,048
6	21,570	5,641	6,149
	<b>158,873,081</b>	<b>98,763,539</b>	<b>98,764,047</b>

**EQUITY AND LIABILITIES**

**Equity**

Equity share capital

Other equity

Retained earnings

**Total equity**

7	100,000	100,000	100,000
8	(303,895)	(257,233)	(249,617)
	<b>(203,895)</b>	<b>(157,233)</b>	<b>(149,617)</b>

**LIABILITIES**

**Current liabilities**

Financial liabilities

Trade payables

Other current liabilities

**Total liabilities**

**Total Equity and Liabilities**

9	665,750	5,725	5,618
10	158,411,226	98,915,046	98,908,046
	<b>159,076,976</b>	<b>98,920,771</b>	<b>98,913,664</b>
	<b>158,873,081</b>	<b>98,763,539</b>	<b>98,764,047</b>

Summary of significant accounting policies

3

The accompanying notes are an integral part of the financial statements.

As per our report of even date

For Rajeev & Ajay


Firm registration No. 00997732

Chartered Accountants

Rajeev Sabharwal

Partner

Membership No. : 084833



Place : New Delhi

Date : 24 MAY 2017

For and on behalf of the Board of Directors of  
**FRISSON PROPBUILD PRIVATE LIMITED**

Sanjay Baweja  
Director  
DIN-03449009

Israr Ahmad  
Director  
DIN-02048692

*(Signature)*

**FRISSON PROPBUILD PRIVATE LIMITED**  
**STATEMENT OF PROFIT AND LOSS FOR THE YEAR ENDED 31 MARCH 2017**  
(Amount in Rupees, unless otherwise stated)

Particulars	Notes	31 March 2017	31 March 2016
Revenue from operations		-	-
<b>Total Income (I)</b>		-	-
<b>EXPENSES</b>			
Other expenses	11	45,199	7,549
Finance costs	12	1,463	66
<b>Total expenses (II)</b>		46,662	7,615
<b>Profit/(Loss) before tax from continuing operations (I-II)</b>		(46,662)	(7,615)
<b>Tax expense:</b>			
Current tax		-	-
<b>Profit/(Loss) for the year from continuing operations</b>		(46,662)	(7,615)
<b>Other comprehensive income</b>		-	-
<b>Total other comprehensive income for the year, net of tax</b>		-	-
<b>Total comprehensive income for the year, net of tax</b>		(46,662)	(7,615)
<b>Earnings per equity share (computed on the basis of profit/(loss) for the year):</b>	13		
(1) Basic		(4.67)	(0.76)
(2) Diluted		(4.67)	(0.76)


Summary of significant accounting policies 3

The accompanying notes are an integral part of the financial statements.

As per our report of even date

For Rajeev & Ajay  
Firm registration No.: 009977N  
Chartered Accountants

Rajeev Sabharwal  
Partner  
Membership No.: 054633



For and on behalf of the Board of Directors of  
**FRISSON PROPBUILD PRIVATE LIMITED**

  
Sanjay Baweja  
Director  
DIN-03449009

  
Israr Ahmad  
Director  
DIN-02048692

Place : New Delhi

Date : 24 MAY 2017



**FROND PROPBUILD PRIVATE LIMITED**  
**BALANCE SHEET AS AT 31 MARCH 2017**  
(Amount in Rupees, unless otherwise stated)

	Notes	As at 31 March 2017	As at 31 March 2016	As at 1 April 2015
<b>ASSETS</b>				
<b>Current assets</b>				
Inventories	4	2,537,487	2,537,487	2,537,487
Financial assets				
Cash and cash equivalents	5	6,662	16,271	18,080
Other current assets	6	-	1,335,088	1,335,088
<b>Total Assets</b>		<b>2,544,149</b>	<b>3,888,846</b>	<b>3,890,655</b>
<b>EQUITY AND LIABILITIES</b>				
<b>Equity</b>				
Equity share capital	7	100,000	100,000	100,000
Other equity	8			
Retained earnings		15,124	(41,655)	(34,039)
<b>Total equity</b>		<b>115,124</b>	<b>58,345</b>	<b>65,961</b>
<b>LIABILITIES</b>				
<b>Current liabilities</b>				
Financial liabilities				
Trade payables	9	5,750	11,425	5,618
Other current liabilities	10	2,399,076	3,819,076	3,819,076
Provisions	11	24,200	-	-
<b>Total liabilities</b>		<b>2,429,026</b>	<b>3,830,501</b>	<b>3,824,694</b>
<b>Total Equity and Liabilities</b>		<b>2,544,149</b>	<b>3,888,846</b>	<b>3,890,655</b>

Summary of significant accounting policies

3

The accompanying notes are an integral part of the financial statements.

As per our report of even date

For Rajeev & Ajay  
Firm registration No : 009977N  
Chartered Accountants

Rajeev Sabharwal  
Partner  
Membership No. : 084833



Place : New Delhi

Date : 24 MAY 2017

For and on behalf of the Board of Directors of  
FROND PROPBUILD PRIVATE LIMITED

Tarun Chadha  
Director  
DIN-07109007

Israr Ahmad  
Director  
DIN-02048692

Pi

**FROND PROPBUILD PRIVATE LIMITED**  
**STATEMENT OF PROFIT AND LOSS FOR THE YEAR ENDED 31 MARCH 2017**  
(Amount in Rupees, unless otherwise stated)

Particulars	Notes	31 March 2017	31 March 2016
Other income	12	88,715	-
<b>Total Income (I)</b>		<b>88,715</b>	<b>-</b>
<b>EXPENSES</b>			
Other expenses	13	7,621	7,550
Finance costs	14	115	66
<b>Total Expenses (II)</b>		<b>7,736</b>	<b>7,616</b>
<b>Profit/(Loss) before tax from continuing operations (I-II)</b>		<b>80,979</b>	<b>(7,616)</b>
<b>Tax expense:</b>			
Current tax		24,200	-
<b>Profit/(Loss) for the year from continuing operations</b>		<b>56,779</b>	<b>(7,616)</b>
<b>Other comprehensive income</b>		<b>-</b>	<b>-</b>
<b>Total other comprehensive income for the year, net of tax</b>		<b>-</b>	<b>-</b>
<b>Total comprehensive income/(loss) for the year, net of tax</b>		<b>56,779</b>	<b>(7,616)</b>
Earnings per equity share (computed on the basis of profit/(loss) for the year):	15		
(1) Basic		5.68	(0.76)
(2) Diluted		5.68	(0.76)

Summary of significant accounting policies

3

The accompanying notes are an integral part of the financial statements.

As per our report of even date

For Rajeev & Ajay  
Firm registration No : 009977N  
Chartered Accountants

Rajeev Sabharwal  
Partner  
Membership No. : 084833



Place : New Delhi

Date : 24 MAY 2017

For and on behalf of the Board of Directors of  
**FROND PROPBUILD PRIVATE LIMITED**

Tarun Chadha  
Director  
DIN-07109007

Israr Ahmad  
Director  
DIN-02048692

**FROTH PROPBUILD PRIVATE LIMITED**  
**BALANCE SHEET AS AT 31 MARCH 2017**  
(Amount in Rupees, unless otherwise stated)

	Notes	As at 31 March 2017	As at 31 March 2016	As at 1 April 2015
<b>ASSETS</b>				
<b>Current assets</b>				
Inventories	4	21,919,903	21,919,903	21,919,903
Financial assets				
Cash and cash equivalents	5	107,227	10,638	8,946
Other financial assets	6	3,751,241	3,751,241	3,751,241
Other current assets	7	-	-	-
<b>Total Assets</b>		<b>25,778,371</b>	<b>25,681,782</b>	<b>25,680,090</b>
<b>EQUITY AND LIABILITIES</b>				
<b>Equity</b>				
Equity share capital	8	100,000	100,000	100,000
Other equity	9			
Retained earnings		(195,356)	(187,620)	(180,005)
<b>Total equity</b>		<b>(95,356)</b>	<b>(87,620)</b>	<b>(80,005)</b>
<b>LIABILITIES</b>				
<b>Current liabilities</b>				
Financial liabilities				
Trade payables	10	105,750	11,425	37,118
Other current liabilities	11	25,767,977	25,757,977	25,722,977
<b>Total liabilities</b>		<b>25,873,727</b>	<b>25,769,402</b>	<b>25,760,095</b>
<b>Total Equity and Liabilities</b>		<b>25,778,371</b>	<b>25,681,782</b>	<b>25,680,090</b>

Summary of significant accounting policies

3

The accompanying notes are an integral part of the financial statements.

As per our report of even date

For Rajeev & Ajay  
Firm registration No : 009977N  
Chartered Accountants

Rajeev Sabharwal  
Partner  
Membership No. : 084833



Place : New Delhi  
Date : 24 MAY 2017

For and on behalf of the Board of Directors of  
FROTH PROPBUILD PRIVATE LIMITED

Tarun Chadha  
Director  
DIN-07109007

Israr Ahmad  
Director  
DIN-02048692

Pe



**FROTH PROPBUILD PRIVATE LIMITED**

**STATEMENT OF PROFIT AND LOSS FOR THE YEAR ENDED 31 MARCH 2017**

(Amount in Rupees, unless otherwise stated)

Particulars	Notes	31 March 2017	31 March 2016
Revenue from operations		-	-
<b>Total Income (I)</b>		-	-
<b>EXPENSES</b>			
Other expenses	12	7,621	7,549
Finance costs	13	115	66
<b>Total Expenses (II)</b>		<b>7,736</b>	<b>7,615</b>
<b>Profit/(Loss) before tax from continuing operations (I-II)</b>		<b>(7,736)</b>	<b>(7,615)</b>
Tax expense:			
Current tax		-	-
<b>Profit/(Loss) for the year from continuing operations</b>		<b>(7,736)</b>	<b>(7,615)</b>
<b>Other comprehensive income</b>		-	-
<b>Total other comprehensive income for the year, net of tax</b>		-	-
<b>Total comprehensive income/(loss) for the year, net of tax</b>		<b>(7,736)</b>	<b>(7,615)</b>
Earnings per equity share (computed on the basis of profit/(loss) for the year):	14		
(1) Basic		(0.77)	(0.76)
(2) Diluted		(0.77)	(0.76)

Summary of significant accounting policies

3

The accompanying notes are an integral part of the financial statements.

As per our report of even date

For Rajeev & Ajay  
Firm registration No : 009977X  
Chartered Accountants

Rajeev Sabharwal  
Partner  
Membership No. : 084833



For and on behalf of the Board of Directors of  
FROTH PROPBUILD PRIVATE LIMITED

Tarun Chadha  
Director  
DIN-07109007

Israr Ahmad  
Director  
DIN-02048692

Place : New Delhi

Date : 24 MAY 2017

**Futuristic Buildwell Private Limited**  
**BALANCE SHEET AS AT 31 MARCH 2017**  
(Amount in Rupees, unless otherwise stated)

	Notes	As at 31 March 2017	As at 31 March 2016	As at 1 April 2015
<b>ASSETS</b>				
<b>Current assets</b>				
Inventories	4	318,801,764	318,801,764	318,801,764
Financial assets				
Cash and cash equivalents	5	14,410	17,799	19,506
Other current assets	6	-	-	-
<b>Total Assets</b>		<b>318,816,174</b>	<b>318,819,563</b>	<b>318,821,269</b>
<b>EQUITY AND LIABILITIES</b>				
<b>Equity</b>				
Equity share capital	7	100,000	100,000	100,000
Other equity	8			
Retained earnings		(372,590)	(1,199,176)	(1,191,663)
<b>Total equity</b>		<b>(272,590)</b>	<b>(1,099,176)</b>	<b>(1,091,663)</b>
<b>LIABILITIES</b>				
<b>Current liabilities</b>				
Financial liabilities				
Trade payables	9	11,450	11,425	5,618
Other current liabilities	10	319,077,315	319,907,315	319,907,315
<b>Total liabilities</b>		<b>319,088,765</b>	<b>319,918,740</b>	<b>319,912,933</b>
<b>Total Equity and Liabilities</b>		<b>318,816,174</b>	<b>318,819,563</b>	<b>318,821,270</b>

Summary of significant accounting policies

3

The accompanying notes are an integral part of the financial statements.

As per our report of even date

For MNV & CO.  
Firm Reg. No.: 023682N  
Chartered Accountants

Vikrant Suri  
Partner  
Membership No.: 505887



For and on behalf of the Board of Directors of  
Futuristic Buildwell Private Limited

Israr Ahmad  
Director  
DIN-02048692

Digvijay Singh  
Director  
DIN-03465400

Place : New Delhi

Date : 24 MAY 2017

NEW DELHI  
24 MAY 2017

NEW DELHI  
24 MAY 2017

**Futuristic Buildwell Private Limited**  
**STATEMENT OF PROFIT AND LOSS FOR THE YEAR ENDED 31 MARCH 2017**  
(Amount in Rupees, unless otherwise stated)

Particulars	Notes	31 March 2017	31 March 2016
Other Income	11	833,399	-
<b>Total Income (I)</b>		<b>833,399</b>	<b>-</b>
<b>EXPENSES</b>			
Other expenses	12	6,698	7,447
Finance costs	13	115	66
<b>Total Expenses (II)</b>		<b>6,813</b>	<b>7,513</b>
<b>Profit(Loss) before tax from operations (I-II)</b>		<b>826,586</b>	<b>(7,513)</b>
<b>Tax expense:</b>			
Current Tax		-	-
<b>Profit(Loss) for the year from operations</b>		<b>826,586</b>	<b>(7,513)</b>
<b>Other comprehensive income/(loss)</b>		<b>-</b>	<b>-</b>
<b>Total other comprehensive income/(loss) for the year, net of tax</b>		<b>-</b>	<b>-</b>
<b>Total comprehensive income/(loss) for the year, net of tax</b>		<b>826,586</b>	<b>(7,513)</b>
Earnings per equity share (computed on the basis of profit/(loss) for the year):	14		
(1) Basic		82.66	(0.75)
(2) Diluted		82.66	(0.75)

Summary of significant accounting policies 3

The accompanying notes are an integral part of the financial statements.

As per our report of even date

For MNV & CO.  
Firm Reg. No.: 023682N  
Chartered Accountants

Vikram Suri  
Partner  
Membership No.: 505887



Place : New Delhi  
Date :

24 MAY 2017

For and on behalf of the Board of Directors of  
Futuristic Buildwell Private Limited

Israr Ahmad  
Director  
DIN-02048692

NEW DELHI

24 MAY 2017

Digvijay Singh  
Director  
DIN-03465400

NEW DELHI

24 MAY 2017



**GABLE PROPBUILD PRIVATE LIMITED**  
**BALANCE SHEET AS AT 31 MARCH 2017**  
(Amount in Rupees, unless otherwise stated)

**ASSETS**

**Current assets**

Inventories

Financial assets

Cash and cash equivalents

Other financial assets

**Total Assets**

**EQUITY AND LIABILITIES**

**Equity**

Equity share capital

Other equity

Retained earnings

**Total equity**

**LIABILITIES**

**Current liabilities**

Financial liabilities

Trade payables

Other current liabilities

**Total liabilities**

**Total Equity and Liabilities**

Summary of significant accounting policies

The accompanying notes are an integral part of the financial statements.

As per our report of even date

For Rajeev & Ajay

Firm registration No : 009977N

Chartered Accountants

Rajeev Sabharwal

Partner

Membership No. : 084833

Place : New Delhi

Date :

24 MAY 2017



Notes	As at 31 March 2017	As at 31 March 2016	As at 1 April 2015
4	2,86,86,931	2,86,86,931	2,86,86,931
5	6,618	13,714	7,200
6	-	-	35,55,122
	<b>2,86,93,549</b>	<b>2,87,00,645</b>	<b>3,22,49,253</b>
7	1,00,000	1,00,000	1,00,000
8	(13,90,275)	(13,83,154)	(2,30,063)
	<b>(12,90,275)</b>	<b>(12,83,154)</b>	<b>(1,30,063)</b>
9	5,750	5,725	5,618
10	2,99,78,075	2,99,78,075	3,23,73,698
	<b>2,99,83,825</b>	<b>2,99,83,800</b>	<b>3,23,79,316</b>
	<b>2,86,93,549</b>	<b>2,87,00,645</b>	<b>3,22,49,253</b>

For and on behalf of the Board of Directors of  
**GABLE PROPBUILD PRIVATE LIMITED**

Rangswamy Harirajan  
Director  
DIN-06785533

Anindya Garai  
Director  
DIN-02046818

*(Signature)*

**GABLE PROPBUILD PRIVATE LIMITED**  
**STATEMENT OF PROFIT AND LOSS FOR THE YEAR ENDED 31 MARCH 2017**  
(Amount in Rupees, unless otherwise stated)

Particulars	Notes	31 March 2017	31 March 2016
Revenue from operations		-	-
<b>Total Income (I)</b>		-	-
<b>EXPENSES</b>			
Other expenses	11	7,006	11,52,550
Finance costs	12	115	542
<b>Total Expenses (II)</b>		<b>7,121</b>	<b>11,53,092</b>
<b>Profit/(Loss) before tax from continuing operations (I-II)</b>		<b>(7,121)</b>	<b>(11,53,092)</b>
<b>Tax expense:</b>			
Current tax		-	-
<b>Profit/(Loss) for the year from continuing operations</b>		<b>(7,121)</b>	<b>(11,53,092)</b>
Other comprehensive income		-	-
<b>Total other comprehensive income for the year, net of tax</b>		<b>-</b>	<b>-</b>
<b>Total comprehensive income/(loss) for the year, net of tax</b>		<b>(7,121)</b>	<b>(11,53,092)</b>
Earnings per equity share (computed on the basis of profit/(loss) for the year):	13		
(1) Basic		(0.71)	(115.31)
(2) Diluted		(0.71)	(115.31)

Summary of significant accounting policies 3

The accompanying notes are an integral part of the financial statements.

As per our report of even date

For Rajeev & Ajay  
Firm registration No : 009977N  
Chartered Accountants

Rajeev Sabharwal  
Partner  
Membership No. : 084833



For and on behalf of the Board of Directors of  
**GABLE PROPBUILD PRIVATE LIMITED**

Rangiswamy Harirajan  
Director  
DIN-06785533

Anindya Garai  
Director  
DIN-02046818

Place : New Delhi  
Date :

24 MAY 2017

**GADGET PROPBUILD PRIVATE LIMITED**  
**BALANCE SHEET AS AT 31 MARCH 2017**  
(Amount in Rupees, unless otherwise stated)

	Notes	As at 31 March 2017	As at 31 March 2016	As at 1 April 2015
<b>ASSETS</b>				
<b>Current assets</b>				
Inventories	4	21,991,020	21,991,020	21,991,020
Financial assets				
Cash and cash equivalents	5	16,627	153	7,665
<b>Total Assets</b>		<b>22,007,647</b>	<b>21,991,173</b>	<b>21,998,685</b>
<b>EQUITY AND LIABILITIES</b>				
<b>Equity</b>				
Equity share capital	6	100,000	100,000	100,000
Other equity	7			
Retained Earnings		(175,415)	(166,864)	(159,244)
<b>Total equity</b>		<b>(75,415)</b>	<b>(66,864)</b>	<b>(59,244)</b>
<b>LIABILITIES</b>				
<b>Current liabilities</b>				
Financial liabilities				
Trade payables	8	5,750	5,725	5,617
Other current liabilities	9	22,077,312	22,052,312	22,052,312
Provisions	10	-	-	-
<b>Total liabilities</b>		<b>22,083,062</b>	<b>22,058,037</b>	<b>22,057,929</b>
<b>Total Equity and Liabilities</b>		<b>22,007,647</b>	<b>21,991,173</b>	<b>21,998,685</b>
Summary of significant accounting policies	3			

The accompanying notes are an integral part of the financial statements.

As per our report of even date

For Rajeev & Ajay  
Firm registration No : 009977N  
Chartered Accountants

Rajeev Sabharwal  
Partner  
Membership No. : 084833

For and on behalf of the Board of Directors of  
GADGET PROPBUILD PRIVATE LIMITED

Ashok Kumar Pathak  
Director  
DIN-02583235

Tarun Chadha  
Director  
DIN-07109007

Place : New Delhi  
Date :

24 MAY 2017



**GADGET PROPBUILD PRIVATE LIMITED**  
**STATEMENT OF PROFIT AND LOSS FOR THE YEAR ENDED 31 MARCH 2017**  
(Amount in Rupees, unless otherwise stated)

Particulars	Notes	31 March 2017	31 March 2016
Other Income	11	723	-
<b>Total Income (I)</b>		<b>723</b>	<b>-</b>
<b>EXPENSES</b>			
Other expenses	12	7,621	7,550
Finance costs	13	1,653	69
<b>Total Expenses (II)</b>		<b>9,274</b>	<b>7,619</b>
<b>Profit/(Loss) before tax from continuing operations (I-II)</b>		<b>(8,551)</b>	<b>(7,619)</b>
<b>Tax expense:</b>			
Current Tax		-	-
<b>Profit/(Loss) for the year from continuing operations</b>		<b>(8,551)</b>	<b>(7,619)</b>
<b>Other Comprehensive Income</b>		<b>-</b>	<b>-</b>
<b>Total other comprehensive income for the year, net of tax</b>		<b>-</b>	<b>-</b>
<b>Total comprehensive income/(loss) for the year, net of tax</b>		<b>(8,551)</b>	<b>(7,619)</b>
Earnings per equity share (computed on the basis of profit/(loss) for the year):	14		
(1) Basic		(0.86)	(0.76)
(2) Diluted		(0.86)	(0.76)

Summary of significant accounting policies 3

The accompanying notes are an integral part of the financial statements.

As per our report of even date

For Rajeev & Ajay  
Firm registration No : 009977N  
Chartered Accountants

Rajeev Sabharwal  
Partner  
Membership No. : 084833

For and on behalf of the Board of Directors of  
GADGET PROPBUILD PRIVATE LIMITED

Ashok Kumar Pathak  
Director  
DIN-02583235

Tarun Chadha  
Director  
DIN-07109007

Place : New Delhi

Date : 24 MAY 2017

**GAFF PROPBUILD PRIVATE LIMITED**  
**BALANCE SHEET AS AT 31 MARCH 2017**  
(Amount in Rupees, unless otherwise stated)

	Notes	As at 31 March 2017	As at 31 March 2016	As at 1 April 2015
<b>ASSETS</b>				
<b>Current assets</b>				
Inventories	4	21,545,458	21,545,458	21,545,458
Financial assets				
Cash and cash equivalents	5	94	7,191	7,255
<b>Total Assets</b>		<b>21,545,552</b>	<b>21,552,649</b>	<b>21,552,713</b>
<b>EQUITY AND LIABILITIES</b>				
<b>Equity</b>				
Equity share capital	6	100,000	100,000	100,000
Other equity	7			
Retained Earnings		(281,949)	(274,827)	(267,007)
<b>Total equity</b>		<b>(181,949)</b>	<b>(174,827)</b>	<b>(167,007)</b>
<b>LIABILITIES</b>				
<b>Current liabilities</b>				
Financial liabilities				
Trade payables	8	5,750	5,725	5,618
Other current liabilities	9	21,721,751	21,721,751	21,714,102
<b>Total Liabilities</b>		<b>21,727,501</b>	<b>21,727,476</b>	<b>21,719,720</b>
<b>Total Equity and Liabilities</b>		<b>21,545,552</b>	<b>21,552,649</b>	<b>21,552,713</b>

Summary of significant accounting policies 3

The accompanying notes are an integral part of the financial statements.

As per our report of even date

For Rajeev & Ajay  
Firm registration No. 009977N  
Chartered Accountants

Rajeev Sahrawat  
Partner  
Membership No. 084833

Place : New Delhi  
Date : 24 MAY 2017

For and on behalf of the Board of Directors of  
GAFF PROPBUILD PRIVATE LIMITED

Rangaswamy Harirajan  
Director  
DIN-06785533

Anindya Garai  
Director  
DIN-02046818

**GAFF PROPBUILD PRIVATE LIMITED**  
**STATEMENT OF PROFIT AND LOSS FOR THE YEAR ENDED 31 MARCH 2017**  
(Amount in Rupees, unless otherwise stated)

Particulars	Notes	31 March 2017	31 March 2016
<b>Total Income (I)</b>		-	-
Other expenses	10	7,007	7,754
Finance costs	11	115	66
<b>Total Expenses (II)</b>		7,122	7,820
<b>Profit/(Loss) before tax from continuing operations (I-II)</b>		(7,122)	(7,820)
<b>Tax expense:</b>			
Current Tax		-	-
<b>Profit/(Loss) for the year from continuing operations</b>		(7,122)	(7,820)
<b>Other Comprehensive Income</b>		-	-
<b>Total other comprehensive income for the year, net of tax</b>		-	-
<b>Total comprehensive income/(loss) for the year, net of tax</b>		(7,122)	(7,820)
<b>Earnings per equity share (computed on the basis of profit/(loss) for the year):</b>	12		
(1) Basic		(0.71)	(0.78)
(2) Diluted		(0.71)	(0.78)

Summary of significant accounting policies 3

The accompanying notes are an integral part of the financial statements.

As per our report of even date

For Rajeev & Ajay  
Firm registration No: 009977N  
Chartered Accountants

Rajeev Sabharwal  
Partner  
Membership No.: 084833



For and on behalf of the Board of Directors of  
GAFF PROPBUILD PRIVATE LIMITED

Rangaswamy Harirajan  
Director  
DIN-06785533

Anindya Garai  
Director  
DIN-02046818

Place : New Delhi

Date : 24 MAY 2017



**GAIETY PROPBUILD PRIVATE LIMITED**  
**BALANCE SHEET AS AT 31 MARCH 2017**  
(Amount in Rupees, unless otherwise stated)

	Notes	As at 31 March 2017	As at 31 March 2016	As at 1 April 2015
<b>ASSETS</b>				
<b>Current assets</b>				
Inventories	4	53,149,725	53,149,725	53,149,725
Financial assets				
Cash and cash equivalents	5	15,231	21,548	10,951
Other financial assets	6	22,254,398	11,433,009	11,433,009
Other current assets	7	-	-	160,852
<b>Total Assets</b>		<b>75,419,354</b>	<b>64,604,282</b>	<b>64,754,537</b>
<b>EQUITY AND LIABILITIES</b>				
<b>Equity</b>				
Equity share capital	8	100,000	100,000	100,000
Other equity	9			
Retained Earnings		(252,521)	(246,178)	(245,817)
<b>Total equity</b>		<b>(152,521)</b>	<b>(146,178)</b>	<b>(145,817)</b>
<b>LIABILITIES</b>				
<b>Current liabilities</b>				
Financial liabilities				
Trade payables	10	5,750	5,725	5,618
Other current liabilities	11	75,566,125	64,744,736	64,894,736
<b>Total liabilities</b>		<b>75,571,875</b>	<b>64,750,461</b>	<b>64,900,354</b>
<b>Total Equity and Liabilities</b>		<b>75,419,354</b>	<b>64,604,282</b>	<b>64,754,537</b>

Summary of significant accounting policies 3

The accompanying notes are an integral part of the financial statements.

As per our report of even date

For Rajeev & Ajay  
Firm registration No : 009977N  
Chartered Accountants

Rajeev Sabharwal  
Partner  
Membership No. : 084833

Place : New Delhi

Date :

24 MAY 2017

For and on behalf of the Board of Directors of  
**GAIETY PROPBUILD PRIVATE LIMITED**

Sanjay Baweja  
Director  
DIN-03449009

Israr Ahmad  
Director  
DIN-02048692

**GAIETY PROPBUILD PRIVATE LIMITED**  
**STATEMENT OF PROFIT AND LOSS FOR THE YEAR ENDED 31 MARCH 2017**  
(Amount in Rupees, unless otherwise stated)

Particulars	Notes	31 March 2017	31 March 2016
Other Income	12	750	7,238
<b>Total Income (I)</b>		<b>750</b>	<b>7,238</b>
<b>EXPENSES</b>			
Other expenses	13	7,006	7,550
Finance costs	14	86	50
<b>Total Expenses (II)</b>		<b>7,092</b>	<b>7,600</b>
<b>Profit/(Loss) before tax from continuing operations (I-II)</b>		<b>(6,342)</b>	<b>(362)</b>
<b>Tax expense:</b>			
Current Tax		-	-
<b>Profit/(Loss) for the year from continuing operations</b>		<b>(6,342)</b>	<b>(362)</b>
<b>Other Comprehensive Income</b>		-	-
<b>Total other comprehensive income for the year, net of tax</b>		-	-
<b>Total comprehensive income/(loss) for the year, net of tax</b>		<b>(6,342)</b>	<b>(362)</b>
Earnings per equity share (computed on the basis of profit/(loss) for the year):	15		
(1) Basic		(0.63)	(0.04)
(2) Diluted		(0.63)	(0.04)
<b>Summary of significant accounting policies</b>	3		

The accompanying notes are an integral part of the financial statements.

As per our report of even date

For Rajeev & Ajay  
Firm registration No : 009977N  
Chartered Accountants

Rajeev Sabharwal  
Partner  
Membership No. : 084833

For and on behalf of the Board of Directors of  
**GAIETY PROPBUILD PRIVATE LIMITED**

Sanjay Baweja  
Director  
DIN-03449009

Israr Ahmad  
Director  
DIN-02048692

Place : New Delhi

Date : 24 MAY 2017

**GAIT PROPBUILD PRIVATE LIMITED**  
**BALANCE SHEET AS AT 31 MARCH 2017**  
(Amount in Rupees, unless otherwise stated)

	Notes	As at 31 March 2017	As at 31 March 2016	As at 1 April 2015
<b>ASSETS</b>				
<b>Current assets</b>				
Inventories	4	3,03,40,031	3,03,40,031	3,03,40,031
Financial assets				
Cash and cash equivalents	5	8,225	2,253	3,463
Other financial assets	6	1,61,68,677	1,61,68,677	1,61,68,677
<b>Total Assets</b>		<b>4,65,16,933</b>	<b>4,65,10,961</b>	<b>4,65,12,171</b>
<b>EQUITY AND LIABILITIES</b>				
<b>Equity</b>				
Equity share capital	7	1,00,000	1,00,000	1,00,000
Other equity	8			
Retained Earnings		(2,62,291)	(2,51,101)	(2,39,921)
<b>Total equity</b>		<b>(1,62,291)</b>	<b>(1,51,101)</b>	<b>(1,39,921)</b>
<b>LIABILITIES</b>				
<b>Current liabilities</b>				
Financial liabilities				
Trade payables	9	5,750	8,588	5,618
Other current liabilities	10	4,66,73,474	4,66,53,474	4,66,46,474
<b>Total liabilities</b>		<b>4,66,79,224</b>	<b>4,66,62,062</b>	<b>4,66,52,092</b>
<b>Total Equity and Liabilities</b>		<b>4,65,16,933</b>	<b>4,65,10,961</b>	<b>4,65,12,171</b>

Summary of significant accounting policies 3

The accompanying notes are an integral part of the financial statements.

As per our report of even date

For Rajeev & Ajay  
Firm registration No : 009977N  
Chartered Accountants

Rajeev Sabharwal  
Partner  
Membership No. : 084833



Place : New Delhi

Date : 24 MAY 2017

For and on behalf of the Board of Directors of  
GAIT PROPBUILD PRIVATE LIMITED

Sanjay Baweja  
Director  
DIN-03449009

Israr Ahmad  
Director  
DIN-02048692



**GAIT PROPBUILD PRIVATE LIMITED**  
**STATEMENT OF PROFIT AND LOSS FOR THE YEAR ENDED 31 MARCH 2017**  
(Amount in Rupees, unless otherwise stated)

Particulars	Notes	31 March 2017	31 March 2016
<b>Total Income (I)</b>		-	-
<b>EXPENSES</b>			
Other expenses	11	10,388	10,310
Finance costs	12	802	870
<b>Total Expenses (II)</b>		<b>11,190</b>	<b>11,180</b>
<b>Profit/(Loss) before tax from continuing operations (I-II)</b>		<b>(11,190)</b>	<b>(11,180)</b>
<b>Tax expense:</b>			
Current Tax		-	-
<b>Profit/(Loss) for the year from continuing operations</b>		<b>(11,190)</b>	<b>(11,180)</b>
<b>Other Comprehensive Income</b>		-	-
<b>Total other comprehensive income for the year, net of tax</b>		-	-
<b>Total comprehensive income/(loss) for the year, net of tax</b>		<b>(11,190)</b>	<b>(11,180)</b>
<b>Earnings per equity share (computed on the basis of profit/(loss) for the year):</b>	13		
(1) Basic		(1.12)	(1.12)
(2) Diluted		(1.12)	(1.12)


**Summary of significant accounting policies** 3

The accompanying notes are an integral part of the financial statements.

As per our report of even date

For Rajeev & Ajay  
Firm registration No : 009977N  
Chartered Accountants

Rajeev Sabharwal  
Partner  
Membership No. : 084833



For and on behalf of the Board of Directors of  
**GAIT PROPBUILD PRIVATE LIMITED**

Sanjay Baweja  
Director  
DIN-03449009

Israr Ahmad  
Director  
DIN-02048692

Place : New Delhi

Date : 24 MAY 2017

**GALLEON PROPBUILD PRIVATE LIMITED**  
**BALANCE SHEET AS AT 31 MARCH 2017**  
(Amount in Rupees, unless otherwise stated)

	Notes	As at 31 March 2017	As at 31 March 2016	As at 1 April 2015
<b>ASSETS</b>				
<b>Current assets</b>				
Inventories	4	1,57,71,913	1,30,33,458	1,30,33,458
Financial assets				
Cash and cash equivalents	5	4,130	5,733	3,155
Other financial assets	6	3,37,19,594	3,37,19,594	3,37,19,594
<b>Total Assets</b>		<b>4,94,95,637</b>	<b>4,67,58,785</b>	<b>4,67,56,207</b>
<b>EQUITY AND LIABILITIES</b>				
<b>Equity</b>				
Equity share capital	7	1,00,000	1,00,000	1,00,000
Other equity	8			
Retained Earnings		(2,73,899)	(2,58,271)	(2,45,741)
<b>Total equity</b>		<b>(1,73,899)</b>	<b>(1,58,271)</b>	<b>(1,45,741)</b>
<b>LIABILITIES</b>				
<b>Current liabilities</b>				
Financial liabilities				
Trade payables	9	5,750	5,725	5,618
Other current liabilities	10	4,96,63,785	4,69,11,330	4,68,96,330
<b>Total liabilities</b>		<b>4,96,69,535</b>	<b>4,69,17,055</b>	<b>4,69,01,948</b>
<b>Total Equity and Liabilities</b>		<b>4,94,95,637</b>	<b>4,67,58,785</b>	<b>4,67,56,207</b>

Summary of significant accounting policies 3

The accompanying notes are an integral part of the financial statements.

As per our report of even date

For Rajeev & Ajay  
Firm registration No : 009977N  
Chartered Accountants

Rajeev Sabharwal  
Partner  
Membership No. : 084833



For and on behalf of the Board of Directors of  
**GALLEON PROPBUILD PRIVATE LIMITED**

*Avinash*  
Avinash Kumar Nagpal  
Director  
DIN-06583602

*Israr*  
Israr Ahmad  
Director  
DIN-02048692

Place : New Delhi

Date : 24 MAY 2017

**GALLEON PROPBUILD PRIVATE LIMITED**  
**STATEMENT OF PROFIT AND LOSS FOR THE YEAR ENDED 31 MARCH 2017**  
(Amount in Rupees, unless otherwise stated)

Particulars	Notes	31 March 2017	31 March 2016
<b>Total Income (I)</b>		-	-
<b>EXPENSES</b>			
Other expenses	11	15,513	12,060
Finance costs	12	115	469
<b>Total Expenses (II)</b>		15,628	12,529
<b>Profit/(Loss) before tax from continuing operations (I-II)</b>		(15,628)	(12,529)
<b>Tax expense:</b>			
Current Tax		-	-
<b>Profit/(Loss) for the year from continuing operations</b>		(15,628)	(12,529)
<b>Other Comprehensive Income</b>		-	-
<b>Total other comprehensive income for the year, net of tax</b>		-	-
<b>Total comprehensive income/(loss) for the year, net of tax</b>		(15,628)	(12,529)
<b>Earnings per equity share (computed on the basis of profit/(loss) for the year):</b>	13		
(1) Basic		(1.56)	(1.25)
(2) Diluted		(1.56)	(1.25)
<b>Summary of significant accounting policies</b>	3		

The accompanying notes are an integral part of the financial statements.

As per our report of even date

For Rajeev & Ajay  
Firm registration No : 009977N  
Chartered Accountants

Rajeev Sabharwal  
Partner  
Membership No. : 084833



For and on behalf of the Board of Directors of  
GALLEON PROPBUILD PRIVATE LIMITED

*Avinash Kumar Nagpal*  
Avinash Kumar Nagpal  
Director  
DIN-06583602

*Israr Ahmad*  
Israr Ahmad  
Director  
DIN-02048692

Place : New Delhi  
Date : 24 MAY 2017



**GALLERY PROPBUILD PRIVATE LIMITED**  
**BALANCE SHEET AS AT 31 MARCH 2017**  
(Amount in Rupees, unless otherwise stated)

	Notes	As at 31 March 2017	As at 31 March 2016	As at 1 April 2015
<b>ASSETS</b>				
<b>Current assets</b>				
Inventories	4	1,70,63,640	1,70,63,640	1,70,63,640
Financial assets				
Cash and cash equivalents	5	12,300	222	8,041
Other financial assets	6	3,40,475	2,98,266	2,98,266
<b>Total Assets</b>		<b>1,74,16,415</b>	<b>1,73,62,128</b>	<b>1,73,69,947</b>
<b>EQUITY AND LIABILITIES</b>				
<b>Equity</b>				
Equity share capital	7	1,00,000	1,00,000	1,00,000
Other equity	8			
Retained Earnings		(5,08,847)	(4,99,900)	(4,91,975)
<b>Total equity</b>		<b>(4,08,847)</b>	<b>(3,99,900)</b>	<b>(3,91,975)</b>
<b>LIABILITIES</b>				
<b>Current liabilities</b>				
Financial liabilities				
Trade payables	9	5,750	5,725	5,618
Other current liabilities	10	1,78,19,512	1,77,56,303	1,77,56,303
<b>Total liabilities</b>		<b>1,78,25,262</b>	<b>1,77,62,028</b>	<b>1,77,61,921</b>
<b>Total Equity and Liabilities</b>		<b>1,74,16,415</b>	<b>1,73,62,128</b>	<b>1,73,69,947</b>
Summary of significant accounting policies	3			

The accompanying notes are an integral part of the financial statements.

As per our report of even date

For Rajeev & Ajay  
Firm registration No : 009977N  
Chartered Accountants

Rajeev Sabharwal  
Partner  
Membership No. : 084833



For and on behalf of the Board of Directors of  
**GALLERY PROPBUILD PRIVATE LIMITED**

Akshat Maheshwari  
Director  
DIN-07504909

Narendra Vashisht  
Director  
DIN-06713906

Place : New Delhi  
Date :

24 MAY 2017

**GALLERY PROPBUILD PRIVATE LIMITED**  
**STATEMENT OF PROFIT AND LOSS FOR THE YEAR ENDED 31 MARCH 2017**  
(Amount in Rupees, unless otherwise stated)

Particulars	Notes	31 March 2017	31 March 2016
<b>Total Income (I)</b>		-	-
<b>EXPENSES</b>			
Other expenses	11	7,928	7,856
Finance costs	12	1,019	69
<b>Total Expenses (II)</b>		<b>8,947</b>	<b>7,925</b>
<b>Profit/(Loss) before tax from continuing operations (I-II)</b>		<b>(8,947)</b>	<b>(7,925)</b>
<b>Tax expense:</b>			
Current Tax		-	-
<b>Profit/(Loss) for the year from continuing operations</b>		<b>(8,947)</b>	<b>(7,925)</b>
<b>Other Comprehensive Income</b>		-	-
<b>Total other comprehensive income for the year, net of tax</b>		-	-
<b>Total comprehensive income/(loss) for the year, net of tax</b>		<b>(8,947)</b>	<b>(7,925)</b>
<b>Earnings per equity share (computed on the basis of profit/(loss) for the year):</b>	13		
(1) Basic		(0.89)	(0.79)
(2) Diluted		(0.89)	(0.79)

Summary of significant accounting policies

The accompanying notes are an integral part of the financial statements.

As per our report of even date

For Rajeev & Ajay  
Firm registration No : 009977N  
Chartered Accountants

Rajeev Sabharwal  
Partner  
Membership No. : 084833



For and on behalf of the Board of Directors of  
GALLERY PROPBUILD PRIVATE LIMITED

Akshat Maheshwari  
Director  
DIN-07504909

Narendra Vashisht

Narendra Vashisht  
Director  
DIN-06713906

Place : New Delhi

Date :

24 MAY 2017



**GALLIUM PROPBUILD PRIVATE LIMITED**  
**BALANCE SHEET AS AT 31 MARCH 2017**  
(Amount in Rupees, unless otherwise stated)

	Notes	As at 31 March 2017	As at 31 March 2016	As at 1 April 2015
<b>ASSETS</b>				
<b>Current assets</b>				
Inventories	4	1,95,99,353	1,95,99,353	1,95,99,353
Financial assets				
Cash and cash equivalents	5	2,782	14,459	3,485
Other financial assets	6	56,54,824	15,02,143	15,02,143
<b>Total Assets</b>		<b>2,52,56,959</b>	<b>2,11,15,955</b>	<b>2,11,04,981</b>
<b>EQUITY AND LIABILITIES</b>				
<b>Equity</b>				
Equity share capital	7	1,00,000	1,00,000	1,00,000
Other equity	8			
Retained Earnings		(2,69,072)	(2,57,370)	(2,48,237)
<b>Total equity</b>		<b>(1,69,072)</b>	<b>(1,57,370)</b>	<b>(1,48,237)</b>
<b>LIABILITIES</b>				
<b>Current liabilities</b>				
Financial liabilities				
Trade payables	9	5,750	5,725	5,618
Other current liabilities	10	2,54,20,282	2,12,67,601	2,12,47,601
<b>Total liabilities</b>		<b>2,54,26,032</b>	<b>2,12,73,326</b>	<b>2,12,53,219</b>
<b>Total Equity and Liabilities</b>		<b>2,52,56,959</b>	<b>2,11,15,955</b>	<b>2,11,04,981</b>

Summary of significant accounting policies 3

The accompanying notes are an integral part of the financial statements.

As per our report of even date

For Rajeev & Ajay  
Firm registration No : 009977N  
Chartered Accountants

Rajeev Sabharwal  
Partner  
Membership No. : 084833



For and on behalf of the Board of Directors of  
GALLIUM PROPBUILD PRIVATE LIMITED

Narendra Vashisht  
Director  
DIN-06713906

Ravi Bansal  
Director  
DIN-06719785

Place : New Delhi  
Date : 24 MAY 2017



**GALLIUM PROPBUILD PRIVATE LIMITED**  
**STATEMENT OF PROFIT AND LOSS FOR THE YEAR ENDED 31 MARCH 2017**  
(Amount in Rupees, unless otherwise stated)

Particulars	Notes	31 March 2017	31 March 2016
<b>Total Income (I)</b>		-	-
<b>EXPENSES</b>			
Other expenses	11	10,900	7,960
Finance costs	12	802	1,173
<b>Total Expenses (II)</b>		11,702	9,133
<b>Profit/(Loss) before tax from continuing operations (I-II)</b>		(11,702)	(9,133)
<b>Tax expense:</b>			
Current Tax		-	-
<b>Profit/(Loss) for the year from continuing operations</b>		(11,702)	(9,133)
<b>Other Comprehensive Income</b>		-	-
<b>Total other comprehensive income for the year, net of tax</b>		-	-
<b>Total comprehensive income/(loss) for the year, net of tax</b>		(11,702)	(9,133)
<b>Earnings per equity share (computed on the basis of profit/(loss) for the year):</b>	13		
(1) Basic		(1.17)	(0.91)
(2) Diluted		(1.17)	(0.91)

Summary of significant accounting policies 3

The accompanying notes are an integral part of the financial statements.

As per our report of even date

For Rajeev & Ajay  
Firm registration No : 009977N  
Chartered Accountants

Rajeev Sabharwal  
Partner  
Membership No. : 084833



For and on behalf of the Board of Directors of  
GALLIUM PROPBUILD PRIVATE LIMITED

*Narendra Vashisht* *Ravi Bansal*

Narendra Vashisht  
Director  
DIN-06713906

Ravi Bansal  
Director  
DIN-06719785

Place : New Delhi  
Date : 24 MAY 2017

**GAMBIT PROPBUILD PRIVATE LIMITED**  
**BALANCE SHEET AS AT 31 MARCH 2017**  
(Amount in Rupees, unless otherwise stated)

	Notes	As at 31 March 2017	As at 31 March 2016	As at 1 April 2015
<b>ASSETS</b>				
<b>Current assets</b>				
Inventories	4	4,45,35,880	4,49,39,256	4,49,39,256
Financial assets				
Cash and cash equivalents	5	12,983	5,106	5,717
Other financial assets	6	31,82,981	22,942	22,942
<b>Total Assets</b>		<b>4,77,31,844</b>	<b>4,49,67,304</b>	<b>4,49,67,915</b>
<b>EQUITY AND LIABILITIES</b>				
<b>Equity</b>				
Equity share capital	7	1,00,000	1,00,000	1,00,000
Other equity	8			
Retained Earnings		(11,53,500)	(11,06,502)	(10,98,783)
<b>Total equity</b>		<b>(10,53,500)</b>	<b>(10,06,502)</b>	<b>(9,98,783)</b>
<b>LIABILITIES</b>				
<b>Current liabilities</b>				
Financial liabilities				
Trade payables	9	5,750	5,725	5,618
Other current liabilities	10	4,87,79,593	4,59,68,080	4,59,61,080
<b>Total liabilities</b>		<b>4,87,85,343</b>	<b>4,59,73,805</b>	<b>4,59,66,698</b>
<b>Total Equity and Liabilities</b>		<b>4,77,31,844</b>	<b>4,49,67,304</b>	<b>4,49,67,915</b>
Summary of significant accounting policies	3			

The accompanying notes are an integral part of the financial statements.

As per our report of even date

For Rajeev & Ajay  
Firm registration No: 009977N  
Chartered Accountants

Rajeev Saharwal  
Partner  
Membership No: 084833

Place : New Delhi

Date : 24 MAY 2017

For and on behalf of the Board of Directors of  
GAMBIT PROPBUILD PRIVATE LIMITED

Rangaswamy Harirajan  
Director  
DIN-06785533

Digvijay Singh  
Director  
DIN-03465400

**GAMBIT PROPBUILD PRIVATE LIMITED**  
**STATEMENT OF PROFIT AND LOSS FOR THE YEAR ENDED 31 MARCH 2017**  
(Amount in Rupees, unless otherwise stated)

Particulars	Notes	31 March 2017	31 March 2016
Total Income (I)		-	-
<b>EXPENSES</b>			
Other expenses	11	45,506	7,448
Finance costs	12	1,492	270
<b>Total Expenses (II)</b>		<b>46,998</b>	<b>7,718</b>
<b>Profit/(Loss) before tax from continuing operations (I-II)</b>		<b>(46,998)</b>	<b>(7,718)</b>
<b>Tax expense:</b>			
Current Tax		-	-
<b>Profit/(Loss) for the year from continuing operations</b>		<b>(46,998)</b>	<b>(7,718)</b>
<b>Other Comprehensive Income</b>			
<b>Total other comprehensive income for the year, net of tax</b>			
<b>Total comprehensive income/(loss) for the year, net of tax</b>		<b>(46,998)</b>	<b>(7,718)</b>
Earnings per equity share (computed on the basis of profit/(loss) for the year):	13		
(1) Basic		(4.70)	(0.77)
(2) Diluted		(4.70)	(0.77)

Summary of significant accounting policies 3

The accompanying notes are an integral part of the financial statements.

As per our report of even date

For Rajeev & Ajay  
Firm registration No : 009977N  
Chartered Accountants

Rajeev Sahharwal  
Partner  
Membership No. : 084833

For and on behalf of the Board of Directors of  
**GAMBIT PROPBUILD PRIVATE LIMITED**

Rangaswamy Harirajan  
Director  
DIN-06785533

Digvijay Singh  
Director  
DIN-03465400

Place : New Delhi

Date : 24 MAY 2017



**GAMETE PROPBUILD PRIVATE LIMITED**  
**BALANCE SHEET AS AT 31 MARCH 2017**  
(Amount in Rupees, unless otherwise stated)

	Notes	As at 31 March 2017	As at 31 March 2016	As at 1 April 2015
<b>ASSETS</b>				
<b>Current assets</b>				
Inventories	4	2,18,46,517	2,18,46,517	2,18,46,517
Financial assets				
Cash and cash equivalents	5	8,139	19,129	7,255
Other financial assets	6	34,414	34,414	34,414
<b>Total Assets</b>		<b>2,18,89,070</b>	<b>2,19,00,060</b>	<b>2,18,88,186</b>
<b>EQUITY AND LIABILITIES</b>				
<b>Equity</b>				
Equity share capital	7	1,00,000	1,00,000	1,00,000
Other equity	8			
Retained Earnings		(2,73,964)	(2,62,949)	(2,54,715)
<b>Total equity</b>		<b>(1,73,964)</b>	<b>(1,62,949)</b>	<b>(1,54,715)</b>
<b>LIABILITIES</b>				
<b>Current liabilities</b>				
Financial liabilities				
Trade payables	9	5,750	5,725	5,618
Other current liabilities	10	2,20,57,283	2,20,57,283	2,20,37,283
<b>Total liabilities</b>		<b>2,20,63,033</b>	<b>2,20,63,008</b>	<b>2,20,42,901</b>
<b>Total Equity and Liabilities</b>		<b>2,18,89,070</b>	<b>2,19,00,060</b>	<b>2,18,88,186</b>

Summary of significant accounting policies 3

The accompanying notes are an integral part of the financial statements.

As per our report of even date

For Rajeev & Ajay  
Firm registration No.: 009977N  
Chartered Accountants

Rajeev Sabharwal  
Partner  
Membership No.: 084833

Place : New Delhi  
Date :

24 MAY 2017

For and on behalf of the Board of Directors of  
GAMETE PROPBUILD PRIVATE LIMITED

Akshat Maheshwari  
Director  
DIN-07504909

Ravi Bansal  
Director  
DIN-06719785

**GAMETE PROPBUILD PRIVATE LIMITED**  
**STATEMENT OF PROFIT AND LOSS FOR THE YEAR ENDED 31 MARCH 2017**  
(Amount in Rupees, unless otherwise stated)

Particulars	Notes	31 March 2017	31 March 2016
<b>Total Income (I)</b>		-	-
<b>EXPENSES</b>			
Other expenses	11	10,900	8,164
Finance costs	12	115	69
<b>Total Expenses (II)</b>		11,015	8,233
<b>Profit/(Loss) before tax from continuing operations (I-II)</b>		(11,015)	(8,233)
<b>Tax expense:</b>			
Current Tax		-	-
<b>Profit/(Loss) for the year from continuing operations</b>		(11,015)	(8,233)
<b>Other Comprehensive Income</b>		-	-
<b>Total other comprehensive income for the year, net of tax</b>		-	-
<b>Total comprehensive income/(loss) for the year, net of tax</b>		(11,015)	(8,233)
<b>Earnings per equity share (computed on the basis of profit/(loss) for the year):</b>	13		
(1) Basic		(1.10)	(0.82)
(2) Diluted		(1.10)	(0.82)

Summary of significant accounting policies 3

The accompanying notes are an integral part of the financial statements.

As per our report of even date

For Rajeev & Ajay  
Firm registration No : 009977N  
Chartered Accountants

Rajeev Sabharwal  
Partner  
Membership No. : 084833



For and on behalf of the Board of Directors of  
**GAMETE PROPBUILD PRIVATE LIMITED**

Akshat  
Akshat Maheshwari  
Director  
DIN-07504909

Ravi  
Ravi Bansal  
Director  
DIN-06719785

Place : New Delhi

Date : 24 MAY 2017

**GAMUT PROPBUILD PRIVATE LIMITED**  
**BALANCE SHEET AS AT 31 MARCH 2017**  
(Amount in Rupees, unless otherwise stated)

	Notes	As at 31 March 2017	As at 31 March 2016	As at 1 April 2015
<b>ASSETS</b>				
<b>Current assets</b>				
Inventories	4	1,18,94,022	1,18,94,022	1,18,94,022
Financial assets				
Cash and cash equivalents	5	11,557	1,651	9,163
Other financial assets	6	22,00,075	11,81,938	11,81,938
<b>Total Assets</b>		<b>1,41,05,654</b>	<b>1,30,77,611</b>	<b>1,30,85,123</b>
<b>EQUITY AND LIABILITIES</b>				
<b>Equity</b>				
Equity share capital	7	1,00,000	1,00,000	1,00,000
Other equity	8			
Retained Earnings		(2,57,634)	(2,49,515)	(2,41,896)
<b>Total equity</b>		<b>(1,57,634)</b>	<b>(1,49,515)</b>	<b>(1,41,896)</b>
<b>LIABILITIES</b>				
<b>Current liabilities</b>				
Financial liabilities				
Trade payables	9	5,750	5,725	5,618
Other current liabilities	10	1,42,57,538	1,32,21,401	1,32,21,401
<b>Total liabilities</b>		<b>1,42,63,288</b>	<b>1,32,27,126</b>	<b>1,32,27,019</b>
<b>Total Equity and Liabilities</b>		<b>1,41,05,654</b>	<b>1,30,77,611</b>	<b>1,30,85,123</b>
Summary of significant accounting policies	3			

The accompanying notes are an integral part of the financial statements.

As per our report of even date

For Rajeev & Ajay  
Firm registration No : 009977N  
Chartered Accountants

Rajeev Satharwal  
Partner  
Membership No. : 084833

For and on behalf of the Board of Directors of  
GAMUT PROPBUILD PRIVATE LIMITED

Chandeep Kumar  
Director  
DIN-05617028

Sanjay Kumar  
Director  
DIN-02812027

Place : New Delhi

Date : 24 MAY 2017



**GAMUT PROPBUILD PRIVATE LIMITED**  
**STATEMENT OF PROFIT AND LOSS FOR THE YEAR ENDED 31 MARCH 2017**  
(Amount in Rupees, unless otherwise stated)

Particulars	Notes	31 March 2017	31 March 2016
<b>Total Income (I)</b>		-	-
<b>EXPENSES</b>			
Other expenses	11	7,314	7,550
Finance costs	12	805	69
<b>Total Expenses (II)</b>		8,119	7,619
<b>Profit/(Loss) before tax from continuing operations (I-II)</b>		(8,119)	(7,619)
<b>Tax expense:</b>			
Current Tax		-	-
<b>Profit/(Loss) for the year from continuing operations</b>		(8,119)	(7,619)
<b>Other Comprehensive Income</b>		-	-
<b>Total other comprehensive income for the year, net of tax</b>		-	-
<b>Total comprehensive income/(loss) for the year, net of tax</b>		(8,119)	(7,619)
<b>Earnings per equity share (computed on the basis of profit/(loss) for the year):</b>	13		
(1) Basic		(0.81)	(0.76)
(2) Diluted		(0.81)	(0.76)

Summary of significant accounting policies 3

The accompanying notes are an integral part of the financial statements.

As per our report of even date

For Rajeev & Ajay  
Firm registration No : 009977N  
Chartered Accountants

Rajeev Sabharwal  
Partner  
Membership No. : 084833

For and on behalf of the Board of Directors of  
GAMUT PROPBUILD PRIVATE LIMITED

Chandeep Kumar  
Director  
DIN-06617028

Sanjay Kumar  
Director  
DIN-02812027

Place : New Delhi  
Date : 24 MAY 2017

**Garland Estates Private Limited**  
**BALANCE SHEET AS AT 31 MARCH 2017**  
(Amount in Rupees, unless otherwise stated)

	Notes	As at 31 March 2017	As at 31 March 2016	As at 1 April 2015
<b>ASSETS</b>				
<b>Non-current assets</b>				
Financial Assets				
Investments	4	300,000	300,000	300,000
		300,000	300,000	300,000
<b>Current assets</b>				
Inventories	5	775,968,324	782,758,787	787,283,614
Financial assets				
Cash and cash equivalents	6	15,290	4,157	17,321
Other financial assets	7	47,279,498	40,805,103	40,805,103
Other current assets	8	310,136	-	2,345,406
		823,573,248	823,568,047	830,451,444
<b>Total Assets</b>		<b>823,873,248</b>	<b>823,868,047</b>	<b>830,751,444</b>
<b>EQUITY AND LIABILITIES</b>				
<b>Equity</b>				
Equity share capital	9	100,000	100,000	100,000
Other equity	10			
Retained earnings		(491,390)	(444,560)	(304,096)
<b>Total equity</b>		<b>(391,390)</b>	<b>(344,560)</b>	<b>(204,096)</b>
<b>LIABILITIES</b>				
<b>Current liabilities</b>				
Financial liabilities				
Trade payables	11	11,500	11,450	16,056
Other current liabilities	12	824,253,138	824,201,157	830,939,484
<b>Total liabilities</b>		<b>824,264,638</b>	<b>824,212,607</b>	<b>830,955,540</b>
<b>Total Equity and Liabilities</b>		<b>823,873,248</b>	<b>823,868,047</b>	<b>830,751,444</b>

Summary of significant accounting policies

3

The accompanying notes are an integral part of the financial statements.

As per our report of even date

For MNV & CO.  
Firm Reg. No. 023682N  
Chartered Accountants

Vikrant Suri  
Partner  
Membership No.: 505887



Place : New Delhi

Date : 24 MAY 2017

For and on behalf of the Board of Directors of  
Garland Estates Private Limited

Manpreet Singh  
Director  
DIN-01194096

Sanjay Kumar  
Director  
DIN-02812027

NEW DELHI NEW DELHI  
24 MAY 2017 24 MAY 2017

**Garland Estates Private Limited**  
**STATEMENT OF PROFIT AND LOSS FOR THE YEAR ENDED 31 MARCH 2017**  
(Amount in Rupees, unless otherwise stated)

Particulars	Notes	31 March 2017	31 March 2016
Revenue from operations	13	-	12,500
Other income	14	810	65
<b>Total Income (I)</b>		<b>810</b>	<b>12,565</b>
<b>EXPENSES</b>			
Other expenses	15	47,375	152,460
Finance costs	16	265	569
<b>Total Expenses (II)</b>		<b>47,640</b>	<b>153,029</b>
<b>Profit(Loss) before tax from operations (I-II)</b>		<b>(46,830)</b>	<b>(140,464)</b>
<b>Tax expense:</b>			
Current tax		-	-
<b>Profit(Loss) for the year from operations</b>		<b>(46,830)</b>	<b>(140,464)</b>
Other comprehensive income/(loss)		-	-
<b>Total other comprehensive income/(loss) for the year, net of tax</b>		<b>-</b>	<b>-</b>
<b>Total comprehensive income/(loss) for the year, net of tax</b>		<b>(46,830)</b>	<b>(140,464)</b>
Earnings per equity share (computed on the basis of profit/(loss) for the year):	17		
(1) Basic		(4.68)	(14.05)
(2) Diluted		(4.68)	(14.05)

Summary of significant accounting policies 3

The accompanying notes are an integral part of the financial statements.

As per our report of even date

For MNV & CO.  
Firm Reg. No.: 023682N  
Chartered Accountants  
Vijayant Suri  
Partner  
Membership No.: 505887



Place : New Delhi  
Date : 24 MAY 2017

For and on behalf of the Board of Directors of  
Garland Estates Private Limited

Manpreet Singh  
Director  
DIN-01194096

Sanjay Kumar  
Director  
DIN-02812027

NEW DELHI  
24 MAY 2017

NEW DELHI  
24 MAY 2017



**GARNET PROPBUILD PRIVATE LIMITED**  
**BALANCE SHEET AS AT 31 MARCH 2017**  
(Amount in Rupees, unless otherwise stated)

	Notes	As at 31 March 2017	As at 31 March 2016	As at 1 April 2015
<b>ASSETS</b>				
<b>Current assets</b>				
Inventories	4	41,78,023	41,78,023	41,78,023
Financial assets				
Cash and cash equivalents	5	3,822	11,225	19,736
<b>Total Assets</b>		<b>41,81,845</b>	<b>41,89,248</b>	<b>41,97,759</b>
<b>EQUITY AND LIABILITIES</b>				
<b>Equity</b>				
Equity share capital	6	1,00,000	1,00,000	1,00,000
Other equity	7			
Retained Earnings		(21,24,921)	(21,17,492)	(21,06,242)
<b>Total equity</b>		<b>(20,24,921)</b>	<b>(20,17,492)</b>	<b>(20,06,242)</b>
<b>LIABILITIES</b>				
<b>Current liabilities</b>				
Financial liabilities				
Trade payables	8	5,750	5,725	5,617
Other current liabilities	9	62,01,016	62,01,016	61,74,567
Provisions	10	-	-	23,817
<b>Total liabilities</b>		<b>62,06,766</b>	<b>62,06,741</b>	<b>62,04,001</b>
<b>Total Equity and Liabilities</b>		<b>41,81,845</b>	<b>41,89,248</b>	<b>41,97,759</b>

Summary of significant accounting policies 3

The accompanying notes are an integral part of the financial statements.

As per our report of even date

For Rajeev & Ajay  
Firm registration No: 009977N  
Chartered Accountants

Rajeev Sabharwal  
Partner  
Membership No. : 084833

For and on behalf of the Board of Directors of  
GARNET PROPBUILD PRIVATE LIMITED

Chandeep Kumar  
Director  
DIN-06617028

Sanjay Kumar  
Director  
DIN-02812027

Place : New Delhi

Date : 24 MAY 2017

**GARNET PROPBUILD PRIVATE LIMITED**  
**STATEMENT OF PROFIT AND LOSS FOR THE YEAR ENDED 31 MARCH 2017**  
(Amount in Rupees, unless otherwise stated)

Particulars	Notes	31 March 2017	31 March 2016
<b>Total Income (I)</b>		-	-
<b>EXPENSES</b>			
Other expenses	11	7,313	10,181
Finance costs	12	115	1,069
<b>Total Expenses (II)</b>		<b>7,428</b>	<b>11,251</b>
<b>Profit/(Loss) before tax from continuing operations (I-II)</b>		<b>(7,428)</b>	<b>(11,251)</b>
<b>Tax expense:</b>			
Current Tax		-	-
<b>Profit/(Loss) for the year from continuing operations</b>		<b>(7,428)</b>	<b>(11,251)</b>
<b>Other Comprehensive Income</b>		-	-
<b>Total other comprehensive income for the year, net of tax</b>		-	-
<b>Total comprehensive income/(loss) for the year, net of tax</b>		<b>(7,428)</b>	<b>(11,251)</b>
<b>Earnings per equity share (computed on the basis of profit/(loss) for the year):</b>	13		
(1) Basic		(0.74)	(1.13)
(2) Diluted		(0.74)	(1.13)

Summary of significant accounting policies 3

The accompanying notes are an integral part of the financial statements.

As per our report of even date

For Rajeev & Ajay  
Firm registration No : 009977N  
Chartered Accountants

Rajeev Subbarwal  
Partner  
Membership No. : 084833

For and on behalf of the Board of Directors of  
**GARNET PROPBUILD PRIVATE LIMITED**

Chandeep Kumar  
Director  
DIN-06617028

Sanjay Kumar  
Director  
DIN-02812027

Place : New Delhi

Date : 24 MAY 2017

**Garuda Properties Private Limited**  
**BALANCE SHEET AS AT 31 MARCH 2017**  
(Amount in Rupees, unless otherwise stated)

	Notes	As at 31 March 2017	As at 31 March 2016	As at 1 April 2015
<b>ASSETS</b>				
<b>Current assets</b>				
Inventories	4	355,802,596	355,802,596	355,802,596
Financial assets				
Cash and cash equivalents	5	5,442	12,518	19,927
Other current assets	6	-	-	-
<b>Total Assets</b>		<b>355,808,038</b>	<b>355,815,114</b>	<b>355,822,523</b>
<b>EQUITY AND LIABILITIES</b>				
<b>Equity</b>				
Equity share capital	7	100,000	100,000	100,000
Other equity	8			
Retained earnings		(609,043)	(1,316,250)	(1,308,426)
<b>Total equity</b>		<b>(509,043)</b>	<b>(1,216,250)</b>	<b>(1,208,426)</b>
<b>LIABILITIES</b>				
<b>Current liabilities</b>				
Financial liabilities				
Trade payables	9	5,750	6,033	5,618
Other current liabilities	10	356,311,332	357,025,332	357,025,332
<b>Total liabilities</b>		<b>356,317,081</b>	<b>357,031,364</b>	<b>357,030,949</b>
<b>Total Equity and Liabilities</b>		<b>355,808,038</b>	<b>355,815,114</b>	<b>355,822,523</b>

Summary of significant accounting policies 3

The accompanying notes are an integral part of the financial statements.

As per our report of even date

For MNV & CO.  
Firm Reg. No.: 023682N  
Chartered Accountants

Vijant Suri  
Partner  
Membership No.: 505887



Place : New Delhi  
Date : 24 MAY 2017

For and on behalf of the Board of Directors of  
Garuda Properties Private Limited

*Narendra Vashisht*

Narendra Vashisht  
Director  
DIN-06713906

NEW DELHI  
24 MAY 2017

*Sanjay Kumar*

Sanjay Kumar  
Director  
DIN-02812027

NEW DELHI  
24 MAY 2017



**Garuda Properties Private Limited**  
**STATEMENT OF PROFIT AND LOSS FOR THE YEAR ENDED 31 MARCH 2017**  
(Amount in Rupees, unless otherwise stated)

Particulars	Notes	31 March 2017	31 March 2016
Other income	11	714,635	-
<b>Total Income (I)</b>		<b>714,635</b>	<b>-</b>
<b>EXPENSES</b>			
Other expenses	12	7,313	7,755
Finance costs	13	115	69
<b>Total Expenses (II)</b>		<b>7,428</b>	<b>7,824</b>
<b>Profit(Loss) before tax from continuing operations (I-II)</b>		<b>707,207</b>	<b>(7,824)</b>
Tax expense:			
Current tax		-	-
<b>Profit(Loss) for the year from continuing operations</b>		<b>707,207</b>	<b>(7,824)</b>
Other comprehensive income/(loss)		-	-
<b>Total other comprehensive income/(loss) for the year, net of tax</b>		<b>-</b>	<b>-</b>
<b>Total comprehensive income/(loss) for the year, net of tax</b>		<b>707,207</b>	<b>(7,824)</b>
Earnings per equity share (computed on the basis of profit/(loss) for the year):	14		
(1) Basic		70.72	(0.78)
(2) Diluted		70.72	(0.78)

Summary of significant accounting policies

3

The accompanying notes are an integral part of the financial statements.

As per our report of even date

For MNV & CO.  
Firm Reg. No.: 023682N  
Chartered Accountants

Vijayant Suri  
Partner  
Membership No.: 505887



For and on behalf of the Board of Directors of  
Garuda Properties Private Limited

*(Signature)*

Narendra Vashisht  
Director  
DIN-06713906

*(Signature)*

Sanjay Kumar  
Director  
DIN-02812027

NEW DELHI 24 MAY 2017 NEW DELHI 24 MAY 2017

Place : New Delhi

Date : 24 MAY 2017

**GATEAU PROPBUILD PRIVATE LIMITED**  
**BALANCE SHEET AS AT 31 MARCH 2017**  
(Amount in Rupees, unless otherwise stated)

	Notes	As at 31 March 2017	As at 31 March 2016	As at 1 April 2015
<b>ASSETS</b>				
<b>Current assets</b>				
Inventories	4	8,640,039	8,640,039	8,640,039
Financial assets				
Cash and cash equivalents	5	8,599	16,002	2,541
Other financial assets	6	2,053,788	2,053,788	2,053,788
Other current assets	7	6,795	6,795	-
<b>Total Assets</b>		<b>10,709,221</b>	<b>10,716,624</b>	<b>10,696,368</b>
<b>EQUITY AND LIABILITIES</b>				
<b>Equity</b>				
Equity share capital	8	100,000	100,000	100,000
Other equity	9			
Retained Earnings		(95,713)	(88,285)	(73,088)
<b>Total equity</b>		<b>4,287</b>	<b>11,715</b>	<b>26,912</b>
<b>LIABILITIES</b>				
<b>Current liabilities</b>				
Financial liabilities				
Trade payables	10	5,750	5,725	5,618
Other current liabilities	11	10,699,184	10,699,184	10,638,496
Provisions	12	-	-	25,342
<b>Total liabilities</b>		<b>10,704,934</b>	<b>10,704,909</b>	<b>10,669,456</b>
<b>Total Equity and Liabilities</b>		<b>10,709,221</b>	<b>10,716,624</b>	<b>10,696,368</b>

Summary of significant accounting policies 3

The accompanying notes are an integral part of the financial statements.

As per our report of even date

For Rajeev & Ajay  
Firm registration No : 009977N  
Chartered Accountants

Rajeev Sabharwal  
Partner  
Membership No. : 084833

For and on behalf of the Board of Directors of  
GATEAU PROPBUILD PRIVATE LIMITED

Chandeep Kumar  
Director  
DIN-06617028

Sanjay Kumar  
Director  
DIN-02812027

Place : New Delhi

Date : 24 MAY 2017

**GATEAU PROPBUILD PRIVATE LIMITED**  
**STATEMENT OF PROFIT AND LOSS FOR THE YEAR ENDED 31 MARCH 2017**  
(Amount in Rupees, unless otherwise stated)

Particulars	Notes	31 March 2017	31 March 2016
<b>Total Income (I)</b>		-	-
<b>EXPENSES</b>			
Other expenses	13	7,313	14,327
Finance costs	14	115	870
<b>Total Expenses (II)</b>		7,428	15,197
<b>Profit/(Loss) before tax from continuing operations (I-II)</b>		(7,428)	(15,197)
<b>Tax expense:</b>			
Current Tax		-	-
<b>Profit/(Loss) for the year from continuing operations</b>		(7,428)	(15,197)
<b>Other Comprehensive Income</b>		-	-
<b>Total other comprehensive income for the year, net of tax</b>		-	-
<b>Total comprehensive income/(loss) for the year, net of tax</b>		(7,428)	(15,197)
<b>Earnings per equity share (computed on the basis of profit/(loss) for the year):</b>	15		
(1) Basic		(0.74)	(1.52)
(2) Diluted		(0.74)	(1.52)

Summary of significant accounting policies 3

The accompanying notes are an integral part of the financial statements.

As per our report of even date

For Rajeev & Ajay  
Firm registration No : 009977N  
Chartered Accountants

Rajeev Sabharwal  
Partner  
Membership No. : 084833

For and on behalf of the Board of Directors of  
GATEAU PROPBUILD PRIVATE LIMITED

Chandeep Kumar  
Director  
DIN-06617028

Sanjay Kumar  
Director  
DIN-02812027

Place : New Delhi

Date : 24 MAY 2017



**GAUCHO PROPBUILD PRIVATE LIMITED**  
**BALANCE SHEET AS AT 31 MARCH 2017**  
(Amount in Rupees, unless otherwise stated)

	Notes	As at 31 March 2017	As at 31 March 2016	As at 1 April 2015
<b>ASSETS</b>				
<b>Current assets</b>				
Inventories	4	2,59,08,484	2,59,08,484	2,59,08,484
Financial assets				
Cash and cash equivalents	5	36,155	42,930	6,122
Other financial assets	6	2,17,24,878	2,17,24,878	2,17,24,878
Other current assets	7	-	-	5,71,846
<b>Total Assets</b>		<b>4,76,69,518</b>	<b>4,76,76,292</b>	<b>4,82,11,330</b>
<b>EQUITY AND LIABILITIES</b>				
<b>Equity</b>				
Equity share capital	8	1,00,000	1,00,000	1,00,000
Other equity	9			
Retained Earnings		(1,76,890)	(1,68,331)	(1,80,355)
<b>Total equity</b>		<b>(76,890)</b>	<b>(68,331)</b>	<b>(80,355)</b>
<b>LIABILITIES</b>				
<b>Current liabilities</b>				
Financial liabilities				
Trade payables	10	5,750	5,725	5,618
Other current liabilities	11	4,77,40,657	4,77,36,067	4,82,86,067
Provisions	12	-	2,831	-
<b>Total liabilities</b>		<b>4,77,46,407</b>	<b>4,77,44,623</b>	<b>4,82,91,685</b>
<b>Total Equity and Liabilities</b>		<b>4,76,69,518</b>	<b>4,76,76,292</b>	<b>4,82,11,330</b>

Summary of significant accounting policies

The accompanying notes are an integral part of the financial statements.

As per our report of even date

For Rajeev & Ajay  
Firm registration No : 009977N  
Chartered Accountants

Rajeev Sabharwal  
Partner  
Membership No. : 084833

For and on behalf of the Board of Directors of  
GAUCHO PROPBUILD PRIVATE LIMITED

Chandeep Kumar  
Director  
DIN-06617028

Sanjay Kumar  
Director  
DIN-02812027

Place : New Delhi  
Date : 24 MAY 2017

**GAUCHO PROPBUILD PRIVATE LIMITED**  
**STATEMENT OF PROFIT AND LOSS FOR THE YEAR ENDED 31 MARCH 2017**  
(Amount in Rupees, unless otherwise stated)

Particulars	Notes	31 March 2017	31 March 2016
Other Income	13	600	25,734
<b>Total Income (I)</b>		<b>600</b>	<b>25,734</b>
<b>EXPENSES</b>			
Other expenses	14	7,313	10,777
Finance costs	15	86	102
<b>Total Expenses (II)</b>		<b>7,399</b>	<b>10,879</b>
<b>Profit/(Loss) before tax from continuing operations (I-II)</b>		<b>(6,799)</b>	<b>14,855</b>
<b>Tax expense:</b>			
Current Tax		1,759	2,831
<b>Profit/(Loss) for the year from continuing operations</b>		<b>(8,558)</b>	<b>12,024</b>
<b>Other Comprehensive Income</b>		-	-
<b>Total other comprehensive income for the year, net of tax</b>		-	-
<b>Total comprehensive income/(loss) for the year, net of tax</b>		<b>(8,558)</b>	<b>12,024</b>
Earnings per equity share (computed on the basis of profit/(loss) for the year):	16		
(1) Basic		(0.86)	1.20
(2) Diluted		(0.86)	1.20

Summary of significant accounting policies 3

The accompanying notes are an integral part of the financial statements.

As per our report of even date

For Rajeev & Ajay  
Firm registration No: 009977N  
Chartered Accountants

Rajeev Sabharwal  
Partner  
Membership No. : 084833

For and on behalf of the Board of Directors of  
GAUCHO PROPBUILD PRIVATE LIMITED

Chandeep Kumar  
Director  
DIN-06617028

Sanjay Kumar  
Director  
DIN-02812027

Place : New Delhi  
Date : 24 MAY 2017



**GAUGE PROPBUILD PRIVATE LIMITED**  
**BALANCE SHEET AS AT 31 MARCH 2017**  
(Amount in Rupees, unless otherwise stated)

	Notes	As at 31 March 2017	As at 31 March 2016	As at 1 April 2015
<b>ASSETS</b>				
<b>Current assets</b>				
Inventories	4	3,57,95,748	4,35,07,671	4,35,07,671
Financial assets				
Cash and cash equivalents	5	14,587	6,681	6,882
Other financial assets	6	16,00,34,169	3,70,39,160	3,70,39,160
Other current assets	7	1,82,004	-	-
<b>Total Assets</b>		<b>19,60,26,508</b>	<b>8,05,53,513</b>	<b>8,05,53,714</b>
<b>EQUITY AND LIABILITIES</b>				
<b>Equity</b>				
Equity share capital	8	1,00,000	1,00,000	1,00,000
Other equity	9			
Retained Earnings		(2,14,945)	(2,07,709)	(2,00,401)
<b>Total equity</b>		<b>(1,14,945)</b>	<b>(1,07,709)</b>	<b>(1,00,401)</b>
<b>LIABILITIES</b>				
<b>Current liabilities</b>				
Financial liabilities				
Trade payables	10	5,750	5,725	5,618
Other current liabilities	11	19,61,35,703	8,06,55,497	8,06,48,497
<b>Total liabilities</b>		<b>19,61,41,453</b>	<b>8,06,61,222</b>	<b>8,06,54,115</b>
<b>Total Equity and Liabilities</b>		<b>19,60,26,508</b>	<b>8,05,53,513</b>	<b>8,05,53,714</b>

**Summary of significant accounting policies** 3

The accompanying notes are an integral part of the financial statements.

As per our report of even date

For Rajeev & Ajay  
Firm registration No : 009977N  
Chartered Accountants

Rajeev Sabharwal  
Partner  
Membership No. : 084833

For and on behalf of the Board of Directors of  
GAUGE PROPBUILD PRIVATE LIMITED

Chandeep Kumar  
Director  
DIN-06617028

Sanjay Kumar  
Director  
DIN-02812027

Place : New Delhi

Date : 24 MAY 2017



**GAUGE PROPBUILD PRIVATE LIMITED**  
**STATEMENT OF PROFIT AND LOSS FOR THE YEAR ENDED 31 MARCH 2017**  
(Amount in Rupees, unless otherwise stated)

Particulars	Notes	31 March 2017	31 March 2016
Other Income	12	500	-
<b>Total Income (I)</b>		<b>500</b>	<b>-</b>
<b>EXPENSES</b>			
Other expenses	13	7,621	7,241
Finance costs	14	115	66
<b>Total Expenses (II)</b>		<b>7,736</b>	<b>7,307</b>
<b>Profit/(Loss) before tax from continuing operations (I-II)</b>		<b>(7,236)</b>	<b>(7,307)</b>
<b>Tax expense:</b>			
Current Tax		-	-
<b>Profit/(Loss) for the year from continuing operations</b>		<b>(7,236)</b>	<b>(7,307)</b>
<b>Other Comprehensive Income</b>		<b>-</b>	<b>-</b>
<b>Total other comprehensive income for the year, net of tax</b>		<b>-</b>	<b>-</b>
<b>Total comprehensive income/(loss) for the year, net of tax</b>		<b>(7,236)</b>	<b>(7,307)</b>
Earnings per equity share (computed on the basis of profit/(loss) for the year):	15		
(1) Basic		(0.72)	(0.73)
(2) Diluted		(0.72)	(0.73)

Summary of significant accounting policies 3

The accompanying notes are an integral part of the financial statements.

As per our report of even date

For Rajeev & Ajay  
Firm registration No : 009977N  
Chartered Accountants

  
Rajeev Sabharwal  
Partner  
Membership No. : 084833

For and on behalf of the Board of Directors of  
GAUGE PROPBUILD PRIVATE LIMITED

  
Chandeeb Kumar  
Director  
DIN-06617028

  
Sanjay Kumar  
Director  
DIN-02812027

Place : New Delhi

Date : 24 MAY 2017

**GAUNTLET PROPBUILD PRIVATE LIMITED**  
**BALANCE SHEET AS AT 31 MARCH 2017**  
(Amount in Rupees, unless otherwise stated)

	Notes	As at 31 March 2017	As at 31 March 2016	As at 1 April 2015
<b>ASSETS</b>				
<b>Current assets</b>				
Inventories	4	36,728,445	36,728,445	37,042,043
Financial assets				
Cash and cash equivalents	5	6,746	2,227	4,124
Other current assets	6	-	-	73,500
<b>Total Assets</b>		<b>36,735,191</b>	<b>36,730,672</b>	<b>37,119,667</b>
<b>EQUITY AND LIABILITIES</b>				
<b>Equity</b>				
Equity share capital	7	100,000	100,000	100,000
Other equity	8			
Retained Earnings		(750,108)	(741,302)	(252,499)
<b>Total equity</b>		<b>(650,108)</b>	<b>(641,302)</b>	<b>(152,499)</b>
<b>LIABILITIES</b>				
<b>Current liabilities</b>				
Financial liabilities				
Trade payables	9	5,750	11,425	5,618
Other current liabilities	10	37,379,548	37,360,548	37,266,548
<b>Total liabilities</b>		<b>37,385,298</b>	<b>37,371,973</b>	<b>37,272,166</b>
<b>Total Equity and Liabilities</b>		<b>36,735,191</b>	<b>36,730,672</b>	<b>37,119,667</b>

Summary of significant accounting policies 3

The accompanying notes are an integral part of the financial statements.

As per our report of even date

For Rajeev & Ajay  
Firm registration No : 009977N  
Chartered Accountants

Rajeev Sabharwal  
Partner  
Membership No. : 084832



For and on behalf of the Board of Directors of  
GAUNTLET PROPBUILD PRIVATE LIMITED

Blupinder Rajaswant Singh  
Director  
DIN-06583432

Sunil Kumar Trar  
Director  
DIN-03450022

Place : New Delhi

Date : 24 MAY 2017



**GAUNTLET PROPBUILD PRIVATE LIMITED**  
**STATEMENT OF PROFIT AND LOSS FOR THE YEAR ENDED 31 MARCH 2017**  
(Amount in Rupees, unless otherwise stated)

Particulars	Notes	31 March 2017	31 March 2016
<b>Total Income (I)</b>		-	-
<b>EXPENSES</b>			
Other expenses	11	7,314	488,332
Finance costs	12	1,492	470
<b>Total Expenses (II)</b>		8,806	488,802
<b>Profit/(Loss) before tax from continuing operations (I-II)</b>		(8,806)	(488,802)
<b>Tax expense:</b>			
Current Tax		-	-
<b>Profit/(Loss) for the year from continuing operations</b>		(8,806)	(488,802)
<b>Other Comprehensive Income</b>		-	-
<b>Total other comprehensive income for the year, net of tax</b>		-	-
<b>Total comprehensive income/(loss) for the year, net of tax</b>		(8,806)	(488,802)
<b>Earnings per equity share (computed on the basis of profit/(loss) for the year):</b>	13		
(1) Basic		(0.88)	(48.88)
(2) Diluted		(0.88)	(48.88)

**Summary of significant accounting policies** 3

The accompanying notes are an integral part of the financial statements.

As per our report of even date

For Rajeev & Ajay  
Firm registration No : 009977N  
Chartered Accountants

Rajeev Sabharwal  
Partner  
Membership No. : 084833



For and on behalf of the Board of Directors of  
GAUNTLET PROPBUILD PRIVATE LIMITED

Bhupinder Rajaswant Singh  
Director  
DIN-06583432

Sunil Kumar Trar  
Director  
DIN-03450022

Place : New Delhi

Date : 24 MAY 2017



**GAVEL PROPERTIES PRIVATE LIMITED**  
**BALANCE SHEET AS AT 31 MARCH 2017**  
(Amount in Rupees, unless otherwise stated)

	Notes	As at 31 March 2017	As at 31 March 2016	As at 1 April 2015
<b>ASSETS</b>				
<b>Current assets</b>				
Inventories	4	11,28,49,410	11,28,49,410	11,28,49,410
Financial assets				
Cash and cash equivalents	5	6,070	18,865	14,231
Other current assets	6	-	-	1,79,711
<b>Total Assets</b>		<b>11,28,55,480</b>	<b>11,28,68,275</b>	<b>11,30,43,352</b>
<b>EQUITY AND LIABILITIES</b>				
<b>Equity</b>				
Equity share capital	7	1,00,000	1,00,000	1,00,000
Other equity	8			
Retained Earnings		(94,189)	(87,069)	(1,74,985)
<b>Total equity</b>		<b>5,811</b>	<b>12,931</b>	<b>(74,985)</b>
<b>LIABILITIES</b>				
<b>Current liabilities</b>				
Financial liabilities				
Trade payables	9	5,750	11,425	5,618
Other current liabilities	10	11,28,43,919	11,28,43,919	11,31,12,719
<b>Total liabilities</b>		<b>11,28,49,669</b>	<b>11,28,55,344</b>	<b>11,31,18,337</b>
<b>Total Equity and Liabilities</b>		<b>11,28,55,480</b>	<b>11,28,68,275</b>	<b>11,30,43,352</b>
Summary of significant accounting policies	3			

The accompanying notes are an integral part of the financial statements.

As per our report of even date

For Rajeev & Ajay  
Firm registration No : 009977N  
Chartered Accountants

Rajeev Sahrawat  
Partner  
Membership No. : 084833

For and on behalf of the Board of Directors of  
GAVEL PROPERTIES PRIVATE LIMITED

Jasveer Singh Panwar  
Director  
DIN-06849825

Sanjay Kumar  
Director  
DIN-02812027

Place : New Delhi

Date : 24 MAY 2017

**GAVEL PROPERTIES PRIVATE LIMITED**  
**STATEMENT OF PROFIT AND LOSS FOR THE YEAR ENDED 31 MARCH 2017**  
(Amount in Rupees, unless otherwise stated)

Particulars	Notes	31 March 2017	31 March 2016
Other Income	11	-	95,465
<b>Total Income (I)</b>		<b>-</b>	<b>95,465</b>
<b>EXPENSES</b>			
Other expenses	12	7,005	7,549
Finance costs	13	115	-
<b>Total Expenses (II)</b>		<b>7,120</b>	<b>7,549</b>
<b>Profit/(Loss) before tax from continuing operations (I-II)</b>		<b>(7,120)</b>	<b>87,916</b>
<b>Tax expense:</b>			
Current Tax		-	-
<b>Profit/(Loss) for the year from continuing operations</b>		<b>(7,120)</b>	<b>87,916</b>
<b>Other Comprehensive Income</b>		<b>-</b>	<b>-</b>
<b>Total other comprehensive income for the year, net of tax</b>		<b>-</b>	<b>-</b>
<b>Total comprehensive income/(loss) for the year, net of tax</b>		<b>(7,120)</b>	<b>87,916</b>
Earnings per equity share (computed on the basis of profit/(loss) for the year):	14		
(1) Basic		(0.71)	8.79
(2) Diluted		(0.71)	8.79
<b>Summary of significant accounting policies</b>	3		


The accompanying notes are an integral part of the financial statements.

As per our report of even date

For Rajeev & Ajay  
Firm registration No : 009977N  
Chartered Accountants

  
Rajeev Samharwal  
Partner  
Membership No. : 084833

For and on behalf of the Board of Directors of  
**GAVEL PROPERTIES PRIVATE LIMITED**

  
Jasveer Singh Panwar  
Director  
DIN-06849825

  
Sanjay Kumar  
Director  
DIN-02812027

Place : New Delhi

Date :

24 MAY 2017

**Gems Buildcon Private Limited**  
**BALANCE SHEET AS AT 31 MARCH 2017**  
(Amount in Rupees, unless otherwise stated)

	Notes	As at 31 March 2017	As at 31 March 2016	As at 1 April 2015
<b>ASSETS</b>				
<b>Non-current assets</b>				
Financial Assets				
Investments	4	100,000	100,000	100,000
		100,000	100,000	100,000
<b>Current assets</b>				
Inventories	5	898,975,033	898,560,413	898,645,213
Financial assets				
Cash and cash equivalents	6	1,089,615	1,083,851	1,084,781
Other financial assets	7	121,766,299	73,246,242	74,999,368
Other current assets	8	350,174	330,620	2,039,319
		1,022,181,122	973,221,126	976,768,681
<b>Total Assets</b>		<b>1,022,281,122</b>	<b>973,321,126</b>	<b>976,868,681</b>
<b>EQUITY AND LIABILITIES</b>				
<b>Equity</b>				
Equity share capital	9	100,000	100,000	100,000
Other equity	10			
Retained earnings		133,180	70,392	72,465
<b>Total equity</b>		<b>233,180</b>	<b>170,392</b>	<b>172,465</b>
<b>LIABILITIES</b>				
<b>Current liabilities</b>				
Financial liabilities				
Trade payables	11	9,738,717	13,074,346	13,071,323
Other current liabilities	12	1,012,309,225	960,076,388	963,624,893
<b>Total liabilities</b>		<b>1,022,047,942</b>	<b>973,150,734</b>	<b>976,696,216</b>
<b>Total Equity and Liabilities</b>		<b>1,022,281,122</b>	<b>973,321,126</b>	<b>976,868,681</b>

Summary of significant accounting policies 3

The accompanying notes are an integral part of the financial statements.

As per our report of even date

For MNV & CO.  
Firm Reg. No.: 023682N  
Chartered Accountants

Vikrant Suri  
Partner  
Membership No.: 505887



Place : New Delhi

Date : 24 MAY 2017

For and on behalf of the Board of Directors of  
Gems Buildcon Private Limited

Amitabh Chaudhuri  
Director  
DIN-03068961

Mukesh Kumar Gupta  
Director  
DIN-02354428

New Delhi  
24 MAY 2017

New Delhi  
24 MAY 2017



**Gems Buildcon Private Limited**

**STATEMENT OF PROFIT AND LOSS FOR THE YEAR ENDED 31 MARCH 2017**

(Amount in Rupees, unless otherwise stated)

Particulars	Notes	31 March 2017	31 March 2016
Other income	13	96,704	133,069
<b>Total Income (I)</b>		<b>96,704</b>	<b>133,069</b>
<b>EXPENSES</b>			
Other expenses	14	7,030	135,087
Finance costs	15	86	55
<b>Total Expenses (II)</b>		<b>7,116</b>	<b>135,142</b>
<b>Profit(Loss) before tax from operations (I-II)</b>		<b>89,588</b>	<b>(2,073)</b>
<b>Tax expense:</b>			
Current tax		26,800	-
<b>Profit(Loss) for the year from operations</b>		<b>62,788</b>	<b>(2,073)</b>
Other comprehensive income/(loss)		-	-
<b>Total other comprehensive income/(loss) for the year, net of tax</b>		<b>-</b>	<b>-</b>
<b>Total comprehensive income/(loss) for the year, net of tax</b>		<b>62,788</b>	<b>(2,073)</b>
Earnings per equity share (computed on the basis of profit/(loss) for the year):	16		
(1) Basic		6.28	(0.21)
(2) Diluted		6.28	(0.21)

Summary of significant accounting policies

3

The accompanying notes are an integral part of the financial statements.

As per our report of even date

For MNV & CO.

Firm Reg. No.: 023662N

Chartered Accountants

Vijayant Suri

Partner

Membership No.: 505887



Place : New Delhi

Date : 24 MAY 2017

For and on behalf of the Board of Directors of  
Gems Buildcon Private Limited

*Amitabh*

Amitabh Chaudhuri

Director

DIN-03068961

New Delhi

24 MAY 2017

*Mukesh*

Mukesh Kumar Gupta

Director

DIN-02354428

New Delhi

24 MAY 2017

**GENRE PROPBUILD PRIVATE LIMITED**  
**BALANCE SHEET AS AT 31 MARCH 2017**  
(Amount in Rupees, unless otherwise stated)

	Notes	As at 31 March 2017	As at 31 March 2016	As at 1 April 2015
<b>ASSETS</b>				
<b>Current assets</b>				
Financial assets				
Cash and cash equivalents	4	31,186	8,151	6,872
Other current assets	5	54,062,500	54,062,500	54,062,500
<b>Total Assets</b>		<b>54,093,686</b>	<b>54,070,651</b>	<b>54,069,372</b>
<b>EQUITY AND LIABILITIES</b>				
<b>Equity</b>				
Equity share capital	6	100,000	100,000	100,000
Other equity	7			
Retained Earnings		(354,463)	(347,673)	(339,646)
<b>Total equity</b>		<b>(254,463)</b>	<b>(247,673)</b>	<b>(239,646)</b>
<b>LIABILITIES</b>				
<b>Current liabilities</b>				
Financial liabilities				
Trade payables	8	5,750	60,925	86,618
Other current liabilities	9	54,342,399	54,257,399	54,222,399
<b>Total liabilities</b>		<b>54,348,149</b>	<b>54,318,324</b>	<b>54,309,017</b>
<b>Total Equity and Liabilities</b>		<b>54,093,686</b>	<b>54,070,651</b>	<b>54,069,372</b>

Summary of significant accounting policies 3

The accompanying notes are an integral part of the financial statements.

As per our report of even date

For Rajeev & Ajay  
Firm registration No.: 009977N  
Chartered Accountants

Rajeev Subbarwal  
Partner  
Membership No.: 084833

Place : New Delhi

Date :

25 MAY 2017

For and on behalf of the Board of Directors of  
GENRE PROPBUILD PRIVATE LIMITED

Robit Mohan  
Director  
DIN-02356229

Bhaskinder Rajjanswant Singh  
Director  
DIN-00383432

**GENRE PROPBUILD PRIVATE LIMITED**  
**STATEMENT OF PROFIT AND LOSS FOR THE YEAR ENDED 31 MARCH 2017**  
(Amount in Rupees, unless otherwise stated)

Particulars	Notes	31 March 2017	31 March 2016
<b>Total Income (I)</b>		-	-
<b>EXPENSES</b>			
Other expenses	10	6,698	7,961
Finance costs	11	92	66
<b>Total Expenses (II)</b>		6,790	8,027
<b>Profit/(Loss) before tax from continuing operations (I-II)</b>		(6,790)	(8,027)
<b>Tax expense:</b>			
Current Tax		-	-
<b>Profit/(Loss) for the year from continuing operations</b>		(6,790)	(8,027)
<b>Other Comprehensive Income</b>		-	-
<b>Total other comprehensive income for the year, net of tax</b>		-	-
<b>Total comprehensive income/(loss) for the year, net of tax</b>		(6,790)	(8,027)
<b>Earnings per equity share (computed on the basis of profit/(loss) for the year):</b>	12		
(1) Basic		(0.68)	(0.80)
(2) Diluted		(0.68)	(0.80)

**Summary of significant accounting policies**

3

The accompanying notes are an integral part of the financial statements.

As per our report of even date

For Rajeev & Ajay  
Firm registration No : 009977N  
Chartered Accountants

Rajeev Sabharwal  
Partner  
Membership No. : 084833

For and on behalf of the Board of Directors of  
**GENRE PROPBUILD PRIVATE LIMITED**

Rohit Mohan  
Director  
DIN-02356229

Bhupinder Rajjaswant Singh  
Director  
DIN-06583432

Place : New Delhi

Date : 25 MAY 2017



**GENTRY PROPBUILD PRIVATE LIMITED**  
**BALANCE SHEET AS AT 31 MARCH 2017**  
(Amount in Rupees, unless otherwise stated)

	Notes	As at 31 March 2017	As at 31 March 2016	As at 1 April 2015
<b>ASSETS</b>				
<b>Current assets</b>				
Inventories	4	39,292,894	42,504,288	42,504,288
Financial assets				
Cash and cash equivalents	5	17,026	16,143	80
Other financial assets	6	2,031,490	972,642	972,642
Other current assets	7	161,673	-	-
<b>Total Assets</b>		<b>41,503,083</b>	<b>43,493,073</b>	<b>43,477,010</b>
<b>EQUITY AND LIABILITIES</b>				
<b>Equity</b>				
Equity share capital	8	100,000	100,000	100,000
Other equity	9			
Retained Earnings		(419,687)	(374,070)	(365,825)
<b>Total equity</b>		<b>(319,687)</b>	<b>(274,070)</b>	<b>(265,825)</b>
<b>LIABILITIES</b>				
<b>Current liabilities</b>				
Financial liabilities				
Trade payables	10	5,750	42,925	68,618
Other current liabilities	11	41,817,019	43,724,217	43,674,217
<b>Total liabilities</b>		<b>41,822,769</b>	<b>43,767,142</b>	<b>43,742,835</b>
<b>Total Equity and Liabilities</b>		<b>41,503,083</b>	<b>43,493,073</b>	<b>43,477,010</b>
<b>Summary of significant accounting policies</b>	3			

The accompanying notes are an integral part of the financial statements.

As per our report of even date

For Rajeev & Ajay  
Firm registration No : 009977N  
Chartered Accountants

Rajeev Sabharwal  
Partner  
Membership No. : 084833

For and on behalf of the Board of Directors of  
**GENTRY PROPBUILD PRIVATE LIMITED**

Ranjit Sarkar  
Director  
DIN-06785561

Rohit Mohan  
Director  
DIN-02356229

Place : New Delhi

Date :

24 MAY 2017

**GENTRY PROPBUILD PRIVATE LIMITED**  
**STATEMENT OF PROFIT AND LOSS FOR THE YEAR ENDED 31 MARCH 2017**  
(Amount in Rupees, unless otherwise stated)

Particulars	Notes	31 March 2017	31 March 2016
<b>Total Income (I)</b>		-	-
<b>EXPENSES</b>			
Other expenses	12	45,505	7,958
Finance costs	13	112	286
<b>Total Expenses (II)</b>		45,617	8,244
<b>Profit/(Loss) before tax from continuing operations (I-II)</b>		(45,617)	(8,244)
<b>Tax expense:</b>			
Current Tax		-	-
<b>Profit/(Loss) for the year from continuing operations</b>		(45,617)	(8,244)
<b>Other Comprehensive Income</b>		-	-
<b>Total other comprehensive income for the year, net of tax</b>		-	-
<b>Total comprehensive income/(loss) for the year, net of tax</b>		(45,617)	(8,244)
Earnings per equity share (computed on the basis of profit/(loss) for the year):	14		
(1) Basic		(4.56)	(0.82)
(2) Diluted		(4.56)	(0.82)
<b>Summary of significant accounting policies</b>	3		

The accompanying notes are an integral part of the financial statements.

As per our report of even date

For Rajeev & Ajay  
Firm registration No : 009977N  
Chartered Accountants

Rajeev Sahharwal  
Partner  
Membership No. : 084833

For and on behalf of the Board of Directors of  
GENTRY PROPBUILD PRIVATE LIMITED

Ranjit Sarkar  
Director  
DIN-06785561

Rohit Molhan  
Director  
DIN-02356229

Place : New Delhi

Date :

24 MAY 2017

**GEODESY PROPERTIES PRIVATE LIMITED**  
**BALANCE SHEET AS AT 31 MARCH 2017**  
(Amount in Rupees, unless otherwise stated)

	Notes	As at 31 March 2017	As at 31 March 2016	As at 1 April 2015
<b>ASSETS</b>				
<b>Current assets</b>				
Inventories	4	-	27	5,078,743
Cash and cash equivalents	5	1,483,443	13,722	13,277
Other current assets	6	-	2,318,000	-
<b>Total Assets</b>		<b>1,483,443</b>	<b>2,331,749</b>	<b>5,092,020</b>
<b>EQUITY AND LIABILITIES</b>				
<b>Equity</b>				
Equity share capital	7	100,000	100,000	100,000
Other equity	8	-	-	-
Retained Earnings		(464,445)	(441,644)	(446,195)
<b>Total equity</b>		<b>(364,445)</b>	<b>(341,644)</b>	<b>(346,195)</b>
<b>LIABILITIES</b>				
<b>Current liabilities</b>				
Financial liabilities				
Trade payables	9	187,250	182,425	6,233
Other current liabilities	10	1,660,638	2,490,968	5,431,982
<b>Total liabilities</b>		<b>1,847,888</b>	<b>2,673,393</b>	<b>5,438,215</b>
<b>Total Equity and Liabilities</b>		<b>1,483,443</b>	<b>2,331,749</b>	<b>5,092,020</b>

Summary of significant accounting policies 3

The accompanying notes are an integral part of the financial statements.

As per our report of even date

For Rajeev & Ajay  
Firm registration No. 009977N  
Chartered Accountants

Rajeev Sahharwal  
Partner  
Membership No. 094833

Place : New Delhi  
Date : 24 MAY 2017

For and on behalf of the Board of Directors of  
GEODESY PROPERTIES PRIVATE LIMITED

Rangaswamy Harirajan  
Director  
DIN-06785533

Amitava Chattopadhyay  
Director  
DIN-07150600



**GEODESY PROPERTIES PRIVATE LIMITED**  
**STATEMENT OF PROFIT AND LOSS FOR THE YEAR ENDED 31 MARCH 2017**  
(Amount in Rupees, unless otherwise stated)

Particulars	Notes	31 March 2017	31 March 2016
Revenue From Operations	11	29,220	34,298
Other Income	12	-	169,341
<b>Total Income (I)</b>		<b>29,220</b>	<b>203,639</b>
<b>EXPENSES</b>			
Other expenses	13	52,021	199,088
<b>Total Expenses (II)</b>		<b>52,021</b>	<b>199,088</b>
<b>Profit/(Loss) before tax from continuing operations (I-II)</b>		<b>(22,801)</b>	<b>4,551</b>
<b>Tax expense:</b>			
Current Tax		-	-
<b>Profit/(Loss) for the year from continuing operations</b>		<b>(22,801)</b>	<b>4,551</b>
<b>Other Comprehensive Income</b>		-	-
<b>Total other comprehensive income for the year, net of tax</b>		-	-
<b>Total comprehensive income/(loss) for the year, net of tax</b>		<b>(22,801)</b>	<b>4,551</b>
Earnings per equity share (computed on the basis of profit/(loss) for the year):	14		
(1) Basic		(2.28)	0.46
(2) Diluted		(2.28)	0.46

Summary of significant accounting policies 3

The accompanying notes are an integral part of the financial statements.

As per our report of even date

For Rajeev & Ajay  
Firm registration No.: 009977N  
Chartered Accountants

Rajeev Sabharwal  
Partner  
Membership No.: 084833

For and on behalf of the Board of Directors of  
GEODESY PROPERTIES PRIVATE LIMITED

Rangaswamy Harirajan  
Director  
DIN-06785533

Amitava Chattopadhyay  
Director  
DIN-07150600

Place : New Delhi

Date : 24 MAY 2017

**GIBBON PROPBUILD PRIVATE LIMITED**  
**BALANCE SHEET AS AT 31 MARCH 2017**  
(Amount in Rupees, unless otherwise stated)

	Notes	As at 31 March 2017	As at 31 March 2016	As at 1 April 2015
<b>ASSETS</b>				
<b>Current assets</b>				
Inventories	4	58,379,343	66,053,659	66,053,659
Financial assets				
Cash and cash equivalents	5	14,493	3,454	4,972
Other financial assets	6	15,198,509	1,552,890	1,552,890
<b>Total Assets</b>		<b>73,592,345</b>	<b>67,610,003</b>	<b>67,611,521</b>
<b>EQUITY AND LIABILITIES</b>				
<b>Equity</b>				
Equity share capital	7	100,000	100,000	100,000
Other equity	8			
Retained Earnings		(300,305)	(253,639)	(245,013)
<b>Total equity</b>		<b>(200,305)</b>	<b>(153,639)</b>	<b>(145,013)</b>
<b>LIABILITIES</b>				
<b>Current liabilities</b>				
Financial liabilities				
Trade payables	9	5,750	5,725	5,618
Other current liabilities	10	73,786,900	67,757,916	67,750,916
<b>Total liabilities</b>		<b>73,792,650</b>	<b>67,763,641</b>	<b>67,756,534</b>
<b>Total Equity and Liabilities</b>		<b>73,592,345</b>	<b>67,610,003</b>	<b>67,611,521</b>

Summary of significant accounting policies 3

The accompanying notes are an integral part of the financial statements.

As per our report of even date

For Rajeev & Ajay  
Firm registration No. : 009977N  
Chartered Accountants  
  
Rajeev Sabharwal  
Partner  
Membership No. : 084833

For and on behalf of the Board of Directors of  
GIBBON PROPBUILD PRIVATE LIMITED

  
Ranjit Sarkar  
Director  
DIN-06785561

  
Rohit Mohan  
Director  
DIN-02356229

Place : New Delhi

Date : 24 MAY 2017

**GIBBON PROPBUILD PRIVATE LIMITED**  
**STATEMENT OF PROFIT AND LOSS FOR THE YEAR ENDED 31 MARCH 2017**  
(Amount in Rupees, unless otherwise stated)

Particulars	Notes	31 March 2017	31 March 2016
<b>Total Income (I)</b>		-	-
<b>EXPENSES</b>			
Other expenses	11	45,198	7,755
Finance costs	12	1,468	870
<b>Total Expenses (II)</b>		46,666	8,625
<b>Profit/(Loss) before tax from continuing operations (I-II)</b>		(46,666)	(8,625)
<b>Tax expense:</b>			
Current Tax		-	-
<b>Profit/(Loss) for the year from continuing operations</b>		(46,666)	(8,625)
<b>Other Comprehensive Income</b>		-	-
<b>Total other comprehensive income for the year, net of tax</b>		-	-
<b>Total comprehensive income/(loss) for the year, net of tax</b>		(46,666)	(8,625)
<b>Earnings per equity share (computed on the basis of profit/(loss) for the year):</b>	13		
(1) Basic		(4.67)	(0.86)
(2) Diluted		(4.67)	(0.86)

Summary of significant accounting policies 3

The accompanying notes are an integral part of the financial statements.

As per our report of even date

For Rajeev & Ajay  
Firm registration No. 009977N  
Chartered Accountants

Rajeev Sabharwal  
Partner  
Membership No. : 084833

For and on behalf of the Board of Directors of  
GIBBON PROPBUILD PRIVATE LIMITED

Ranjit Sarkar  
Director  
DIN-06785561

Rohit Mohan  
Director  
DIN-02356229

Place : New Delhi

Date : 24 MAY 2017



**GIRDER PROPBUILD PRIVATE LIMITED**  
**BALANCE SHEET AS AT 31 MARCH 2017**  
(Amount in Rupees, unless otherwise stated)

	Notes	As at 31 March 2017	As at 31 March 2016	As at 1 April 2015
<b>ASSETS</b>				
<b>Current assets</b>				
Inventories	4	7,233,795	10,734,914	62,555,855
Financial assets				
Cash and cash equivalents	5	17,812	4,257	5,272
<b>Total Assets</b>		<b>7,251,607</b>	<b>10,739,171</b>	<b>62,561,127</b>
<b>EQUITY AND LIABILITIES</b>				
<b>Equity</b>				
Equity share capital	6	100,000	100,000	100,000
Other equity	7			
Retained Earnings		(515,453)	(469,759)	(461,636)
<b>Total equity</b>		<b>(415,453)</b>	<b>(369,759)</b>	<b>(361,636)</b>
<b>LIABILITIES</b>				
<b>Current liabilities</b>				
Financial liabilities				
Trade payables	8	5,750	5,725	5,618
Other current liabilities	9	7,661,310	11,103,204	62,917,145
<b>Total liabilities</b>		<b>7,667,060</b>	<b>11,108,929</b>	<b>62,922,763</b>
<b>Total Equity and Liabilities</b>		<b>7,251,607</b>	<b>10,739,171</b>	<b>62,561,127</b>

Summary of significant accounting policies 3

The accompanying notes are an integral part of the financial statements.

As per our report of even date

For Rajeev & Ajay  
Firm registration No : 009977N  
Chartered Accountants

Rajeev Sabharwal  
Partner  
Membership No. : 084833

For and on behalf of the Board of Directors of  
GIRDER PROPBUILD PRIVATE LIMITED

Ranjit Sarkar  
Director  
DIN-06785561

Rohit Mohan  
Director  
DIN-02356229

Place : New Delhi  
Date : 24 MAY 2017

**GIRDER PROPBUILD PRIVATE LIMITED**  
**STATEMENT OF PROFIT AND LOSS FOR THE YEAR ENDED 31 MARCH 2017**  
(Amount in Rupees, unless otherwise stated)

Particulars	Notes	31 March 2017	31 March 2016
<b>Total Income (I)</b>		-	-
<b>EXPENSES</b>			
Other expenses	10	45,403	7,856
Finance costs	11	291	266
<b>Total Expenses (II)</b>		45,694	8,122
<b>Profit/(Loss) before tax from continuing operations (I-II)</b>		(45,694)	(8,122)
<b>Tax expense:</b>			
Current Tax		-	-
<b>Profit/(Loss) for the year from continuing operations</b>		(45,694)	(8,122)
<b>Other Comprehensive Income</b>		-	-
<b>Total other comprehensive income for the year, net of tax</b>		-	-
<b>Total comprehensive income/(loss) for the year, net of tax</b>		(45,694)	(8,122)
Earnings per equity share (computed on the basis of profit/(loss) for the year):	12		
(1) Basic		(4.57)	(0.81)
(2) Diluted		(4.57)	(0.81)

Summary of significant accounting policies 3

The accompanying notes are an integral part of the financial statements.

As per our report of even date

For Rajeev & Ajay  
Firm registration No: 009977N  
Chartered Accountants

  
Rajeev Sabharwal  
Partner  
Membership No. : 084833

For and on behalf of the Board of Directors of  
**GIRDER PROPBUILD PRIVATE LIMITED**

  
Ranjit Sarkar  
Director  
DIN-06785561

  
Rohit Mohan  
Director  
DIN-02356229

Place : New Delhi

Date :

24 MAY 2017

**GLADE PROPBUILD PRIVATE LIMITED**  
**BALANCE SHEET AS AT 31 MARCH 2017**  
(Amount in Rupees, unless otherwise stated)

	Notes	As at 31 March 2017	As at 31 March 2016	As at 1 April 2015
<b>ASSETS</b>				
<b>Current assets</b>				
Inventories	4	6,753,260	6,753,260	6,753,260
Financial assets				
Cash and cash equivalents	5	12,976	6,072	13,375
<b>Total Assets</b>		<b>6,766,236</b>	<b>6,759,332</b>	<b>6,766,635</b>
<b>EQUITY AND LIABILITIES</b>				
<b>Equity</b>				
Equity share capital	6	100,000	100,000	100,000
Other equity	7			
Retained Earnings		(184,610)	(177,489)	(170,078)
<b>Total equity</b>		<b>(84,610)</b>	<b>(77,489)</b>	<b>(70,078)</b>
<b>LIABILITIES</b>				
<b>Current liabilities</b>				
Financial liabilities				
Trade payables	8	5,750	5,725	5,618
Other current liabilities	9	6,845,096	6,831,096	6,830,086
Provisions	10	-	-	1,009
<b>Total liabilities</b>		<b>6,850,845</b>	<b>6,836,820</b>	<b>6,836,713</b>
<b>Total Equity and Liabilities</b>		<b>6,766,236</b>	<b>6,759,332</b>	<b>6,766,635</b>

Summary of significant accounting policies 3

The accompanying notes are an integral part of the financial statements.

As per our report of even date

For 1 For Rajeev & Ajay  
Firm registration No: 009977N  
Chartered Accountants

Rajeev Sabharwal  
Partner  
Membership No: 084833

For and on behalf of the Board of Directors of  
**GLADE PROPBUILD PRIVATE LIMITED**

Manish Kumar Bhansali  
Director  
DIN-06583437

Rangaswamy Harirajan  
Director  
DIN-06785533

Place : New Delhi

Date : 24 MAY 2017



**GLADE PROBUILD PRIVATE LIMITED**  
**STATEMENT OF PROFIT AND LOSS FOR THE YEAR ENDED 31 MARCH 2017**  
(Amount in Rupees, unless otherwise stated)

Particulars	Notes	31 March 2017	31 March 2016
<b>Total Income (I)</b>		-	-
<b>EXPENSES</b>			
Other expenses	11	7,006	7,345
Finance costs	12	115	66
<b>Total Expenses (II)</b>		<b>7,121</b>	<b>7,411</b>
<b>Profit/(Loss) before tax from continuing operations (I-II)</b>		<b>(7,121)</b>	<b>(7,411)</b>
<b>Tax expense:</b>			
Current Tax		-	-
<b>Profit/(Loss) for the year from continuing operations</b>		<b>(7,121)</b>	<b>(7,411)</b>
<b>Other Comprehensive Income</b>		-	-
<b>Total other comprehensive income for the year, net of tax</b>		-	-
<b>Total comprehensive income/(loss) for the year, net of tax</b>		<b>(7,121)</b>	<b>(7,411)</b>
<b>Earnings per equity share (computed on the basis of profit/(loss) for the year):</b>	<b>13</b>		
(1) Basic		(0.71)	(0.74)
(2) Diluted		(0.71)	(0.74)

Summary of significant accounting policies 3

The accompanying notes are an integral part of the financial statements.

As per our report of even date

For Rajeev & Ajay  
Firm registration No : 009977N  
Chartered Accountants

Rajeev Sabharwal  
Partner  
Membership No : 084833

For and on behalf of the Board of Directors of  
**GLADE PROBUILD PRIVATE LIMITED**

Manish Kumar Bhansali  
Director  
DIN-06583437

Rangaswamy Harirajan  
Director  
DIN-06785533

Place : New Delhi

Date : 24 MAY 2017

**GLAZE ESTATES PRIVATE LIMITED**  
**BALANCE SHEET AS AT 31 MARCH 2017**  
(Amount in Rupees, unless otherwise stated)

Notes	As at 31 March 2017	As at 31 March 2016	As at 1 April 2015
<b>ASSETS</b>			
<b>Current assets</b>			
Financial assets			
Cash and cash equivalents	4	766,469	773,449
<b>Total Assets</b>		<b>766,469</b>	<b>780,995</b>
<b>EQUITY AND LIABILITIES</b>			
<b>Equity</b>			
Equity share capital	5	1,000,000	1,000,000
Other equity	6		
Retained Earnings		(239,281)	(232,276)
<b>Total equity</b>		<b>760,719</b>	<b>775,377</b>
<b>LIABILITIES</b>			
<b>Non-current liabilities</b>			
<b>Current liabilities</b>			
Financial liabilities			
Trade payables	7	5,750	5,725
<b>Total liabilities</b>		<b>5,750</b>	<b>5,618</b>
<b>Total Equity and Liabilities</b>		<b>766,469</b>	<b>780,995</b>
<b>Summary of significant accounting policies</b>			
	3		

The accompanying notes are an integral part of the financial statements.

As per our report of even date

For Rajeev & Ajay  
Firm registration No : 009977N  
Chartered Accountants

Rajeev Sabharwal  
Partner  
Membership No. : 084833



For and on behalf of the Board of Directors of  
**GLAZE ESTATES PRIVATE LIMITED**

Ranjit Sarkar  
Director  
DIN-06785561

Rohit Mohan  
Director  
DIN-02356229

Place : New Delhi

Date : 24 MAY 2017

**GLAZE ESTATES PRIVATE LIMITED**  
**STATEMENT OF PROFIT AND LOSS FOR THE YEAR ENDED 31 MARCH 2017**  
(Amount in Rupees, unless otherwise stated)

Particulars	Notes	31 March 2017	31 March 2016
<b>Total Income (I)</b>		-	-
<b>EXPENSES</b>			
Other expenses	8	7,005	7,653
<b>Total Expenses (II)</b>		7,005	7,653
<b>Profit/(Loss) before tax from continuing operations (I-II)</b>		(7,005)	(7,653)
<b>Tax expense:</b>			
Current Tax		-	-
<b>Profit/(Loss) for the year from continuing operations</b>		(7,005)	(7,653)
<b>Other Comprehensive Income</b>		-	-
<b>Total other comprehensive income for the year, net of tax</b>		-	-
<b>Total comprehensive income/(loss) for the year, net of tax</b>		(7,005)	(7,653)
<b>Earnings per equity share (computed on the basis of profit/(loss) for the year):</b>	9		
(1) Basic		(0.07)	(0.08)
(2) Diluted		(0.07)	(0.08)
<b>Summary of significant accounting policies</b>	3		

The accompanying notes are an integral part of the financial statements.

As per our report of even date

For Rajeev & Ajay  
Firm registration No : 009977N  
Chartered Accountants

Rajeev Sabharwal  
Partner  
Membership No. : 084833



For and on behalf of the Board of Directors of  
**GLAZE ESTATES PRIVATE LIMITED**

Ranjit Sarkar  
Director  
DIN-06785561

Rohit Mohan  
Director  
DIN-02356229

Place : New Delhi  
Date : 24 MAY 2017



**GLEN PROPBUILD PRIVATE LIMITED**  
(Incorporated in the Republic of Singapore)

**STATEMENT OF FINANCIAL POSITION**  
**AS AT 31 MARCH 2017**

	<u>Note</u>	<u>2017</u> USD	<u>2016</u> USD
<b>ASSETS</b>			
<b>Non-current assets</b>			
Interest in subsidiary	4	1	1
<b>Current assets</b>			
Other receivables	5	4	2,743
Amount receivable from a subsidiary	5	19,622,377	19,622,377
Amounts receivable from related parties	5	14,147,261	14,147,261
Cash and cash equivalents	6	678,583	683,463
		34,448,225	34,455,844
<b>Total assets</b>		<b>34,448,226</b>	<b>34,455,845</b>
<b>EQUITY AND LIABILITIES</b>			
<b>Capital and reserves</b>			
Share capital	7	37,844,810	37,844,810
Retained earnings		(3,400,195)	(3,393,642)
<b>Total equity</b>		<b>34,444,615</b>	<b>34,451,168</b>
<b>Non-current liabilities</b>		-	-
<b>Current liabilities</b>			
Other payables and accruals	8	3,611	4,677
<b>Total liabilities</b>		<b>3,611</b>	<b>4,677</b>
<b>Total equity and liabilities</b>		<b>34,448,226</b>	<b>34,455,845</b>

The accompanying notes form an integral part of the unaudited financial statements.

**GLEN PROPBUILD PRIVATE LIMITED**  
(Incorporated in the Republic of Singapore)

**STATEMENT OF PROFIT OR LOSS AND OTHER COMPREHENSIVE INCOME  
FOR THE YEAR ENDED 31 MARCH 2017**

	<u>Note</u>	<u>2017</u> USD	<u>2016</u> USD
<b>Revenue</b>	9	-	-
Other income	9	31	-
		31	-
Costs and expenses			
Director's fee		1,830	1,874
Other expenses	10	4,754	6,384
		(6,584)	(8,258)
<b>Loss before tax</b>	11	(6,553)	(8,258)
Income tax expense	12	-	-
<b>LOSS FOR THE YEAR</b>		(6,553)	(8,258)
<b>Other comprehensive income</b>		-	-
Other comprehensive income for the year, net of tax		-	-
<b>TOTAL COMPREHENSIVE LOSS FOR THE YEAR</b>		(6,553)	(8,258)

The accompanying notes form an integral part of the unaudited financial statements.

**GLEN PROBUILD PRIVATE LIMITED**  
**STANDALONE BALANCE SHEET AS AT 31 MARCH 2017**  
(Amount in Rupees, unless otherwise stated)

	Notes	As at 31 March 2017	As at 31 March 2016	As at 1 April 2015
<b>ASSETS</b>				
<b>Non-current assets</b>				
Financial Assets				
Investments	4	1,569,089,276	1,569,089,276	1,569,089,276
		<u>1,569,089,276</u>	<u>1,569,089,276</u>	<u>1,569,089,276</u>
<b>Current assets</b>				
Financial assets				
Cash and cash equivalents	5	219,652	221,191	224,778
		<u>219,652</u>	<u>221,191</u>	<u>224,778</u>
<b>Total Assets</b>		<u><b>1,569,308,928</b></u>	<u><b>1,569,310,467</b></u>	<u><b>1,569,314,054</b></u>
<b>EQUITY AND LIABILITIES</b>				
<b>Equity</b>				
Equity share capital	6	4,359,550	4,359,550	4,359,550
Other equity	7	1,564,910,354	1,564,920,992	1,564,943,268
<b>Total equity</b>		<u><b>1,569,269,904</b></u>	<u><b>1,569,280,542</b></u>	<u><b>1,569,302,818</b></u>
<b>LIABILITIES</b>				
<b>Current liabilities</b>				
Financial liabilities				
Trade payables	8	38,024	29,925	11,236
Other current liabilities	9	1,000	-	-
<b>Total liabilities</b>		<u><b>39,024</b></u>	<u><b>29,925</b></u>	<u><b>11,236</b></u>
<b>Total Equity and Liabilities</b>		<u><b>1,569,308,928</b></u>	<u><b>1,569,310,467</b></u>	<u><b>1,569,314,054</b></u>

Summary of significant accounting policies 3

The accompanying notes are an integral part of the financial statements.

As per our report of even date

For Rajeev & Ajay  
Firm registration No: 009977N  
Chartered Accountants

Rajeev Sabharwal  
Partner  
Membership No. : 084833

For and on behalf of the Board of Directors of  
**GLEN PROBUILD PRIVATE LIMITED**

Amitabh Chaudhuri  
Director  
Din-03068961

Pankaj Kishore Chaturvedi  
Director  
Din-07119298

Place : New Delhi

Date : 24 MAY 2017



**GLEN PROPBUILD PRIVATE LIMITED**  
**STANDALONE STATEMENT OF PROFIT AND LOSS FOR THE YEAR ENDED 31 MARCH 2017**  
(Amount in Rupees, unless otherwise stated)

Particulars	Notes	31 March 2017	31 March 2016
Total Income (I)		-	-
<b>EXPENSES</b>			
Other expenses	10	10,638	22,276
<b>Total Expenses (II)</b>		10,638	22,276
<b>Profit/(Loss) before tax from continuing operations (I-II)</b>		<b>(10,638)</b>	<b>(22,276)</b>
Tax expense:			
Current Tax		-	-
<b>Profit/(Loss) for the year from continuing operations</b>		<b>(10,638)</b>	<b>(22,276)</b>
<b>Other Comprehensive Income</b>		-	-
<b>Total other comprehensive income for the year, net of tax</b>		-	-
<b>Total comprehensive income/(loss) for the year, net of tax</b>		<b>(10,638)</b>	<b>(22,276)</b>
Earnings per equity share (computed on the basis of profit/(loss) for the year):	11		
(1) Basic		(0.00)	(0.01)
(2) Diluted		(0.00)	(0.01)

Summary of significant accounting policies 3

The accompanying notes are an integral part of the financial statements.

As per our report of even date

For Rajeev & Ajay  
Firm registration No : 009977N  
Chartered Accountants

Rajeev Sabharwal  
Partner  
Membership No. : 084833

For and on behalf of the Board of Directors of  
**GLEN PROPBUILD PRIVATE LIMITED**

Amitabh Chaudhuri  
Director  
Din-03068961

Pankaj Kishore Chaturvedi  
Director  
Din-07119298

Place : New Delhi

Date :

24 MAY 2017

**GLIMPSE PROPBUILD PRIVATE LIMITED**  
**BALANCE SHEET AS AT 31 MARCH 2017**  
(Amount in Rupees, unless otherwise stated)

	Notes	As at 31 March 2017	As at 31 March 2016	As at 1 April 2015
<b>ASSETS</b>				
<b>Current assets</b>				
Inventories	4	28,698,646	28,698,646	28,698,646
Financial assets				
Cash and cash equivalents	5	4,236	17,271	296
Other financial assets	6	3,855,217	952,289	952,289
<b>Total Assets</b>		<b>32,558,099</b>	<b>29,668,206</b>	<b>29,651,231</b>
<b>EQUITY AND LIABILITIES</b>				
<b>Equity</b>				
Equity share capital	7	100,000	100,000	100,000
Other equity	8			
Retained Earnings		(263,879)	(253,682)	(242,686)
<b>Total equity</b>		<b>(163,879)</b>	<b>(153,682)</b>	<b>(142,686)</b>
<b>LIABILITIES</b>				
<b>Current liabilities</b>				
Financial liabilities				
Trade payables	9	5,750	8,588	5,618
Other current liabilities	10	32,716,228	29,813,300	29,788,300
<b>Total liabilities</b>		<b>32,721,978</b>	<b>29,821,888</b>	<b>29,793,918</b>
<b>Total Equity and Liabilities</b>		<b>32,558,099</b>	<b>29,668,206</b>	<b>29,651,231</b>

Summary of significant accounting policies 3

The accompanying notes are an integral part of the financial statements.

As per our report of even date

For Rajeev & Ajay  
Firm registration No : 009977N  
Chartered Accountants

Rajeev Sabharwal  
Partner  
Membership No : 084833

For and on behalf of the Board of Directors of  
**GLIMPSE PROPBUILD PRIVATE LIMITED**

Bhupinder Rajjaswant Singh  
Director  
DIN-06583432

Rohit Mohan  
Director  
DIN-02356229

Place : New Delhi

Date : 24 MAY 2017



**GLIMPSE PROPBUILD PRIVATE LIMITED**  
**STATEMENT OF PROFIT AND LOSS FOR THE YEAR ENDED 31 MARCH 2017**  
(Amount in Rupees, unless otherwise stated)

Particulars	Notes	31 March 2017	31 March 2016
<b>Total Income (I)</b>		-	-
<b>EXPENSES</b>			
Other expenses	11	10,082	10,309
Finance costs	12	115	686
<b>Total Expenses (II)</b>		10,197	10,995
<b>Profit/(Loss) before tax from continuing operations (I-II)</b>		(10,197)	(10,995)
<b>Tax expense:</b>			
Current Tax		-	-
<b>Profit/(Loss) for the year from continuing operations</b>		(10,197)	(10,995)
<b>Other Comprehensive Income</b>		-	-
<b>Total other comprehensive income for the year, net of tax</b>		-	-
<b>Total comprehensive income/(loss) for the year, net of tax</b>		(10,197)	(10,995)
Earnings per equity share (computed on the basis of profit/(loss) for the year):	13		
(1) Basic		(1.02)	(1.10)
(2) Diluted		(1.02)	(1.10)

Summary of significant accounting policies 3

The accompanying notes are an integral part of the financial statements.

As per our report of even date

For Rajeev & Ajay  
Firm registration No : 009977N  
Chartered Accountants

  
Rajeev Sabharwal  
Partner  
Membership No. : 084833

For and on behalf of the Board of Directors of  
GLIMPSE PROPBUILD PRIVATE LIMITED

  
Bhupinder Rajjaswant Singh  
Director  
DIN-06583432

  
Rohit Mohan  
Director  
DIN-02356229

Place : New Delhi

Date : 24 MAY 2017



**GLITZ PROPBUILD PRIVATE LIMITED**  
**BALANCE SHEET AS AT 31 MARCH 2017**  
(Amount in Rupees, unless otherwise stated)

	Notes	As at 31 March 2017	As at 31 March 2016	As at 1 April 2015
<b>ASSETS</b>				
<b>Current assets</b>				
Inventories	4	85,145,521	85,145,521	86,100,232
Financial assets				
Cash and cash equivalents	5	9,147	17,063	5,280
Other financial assets	6	24,976,180	24,976,180	2,885,645
<b>Total Assets</b>		<b>110,130,848</b>	<b>110,138,764</b>	<b>88,991,157</b>
<b>EQUITY AND LIABILITIES</b>				
<b>Equity</b>				
Equity share capital	7	100,000	100,000	100,000
Other equity	8			
Retained Earnings		(298,115)	(290,174)	(281,850)
<b>Total equity</b>		<b>(198,115)</b>	<b>(190,174)</b>	<b>(181,850)</b>
<b>LIABILITIES</b>				
<b>Current liabilities</b>				
Financial liabilities				
Trade payables	9	5,750	5,725	5,618
Other current liabilities	10	110,323,213	110,323,213	89,167,389
<b>Total liabilities</b>		<b>110,328,963</b>	<b>110,328,938</b>	<b>89,173,007</b>
<b>Total Equity and Liabilities</b>		<b>110,130,848</b>	<b>110,138,764</b>	<b>88,991,157</b>

Summary of significant accounting policies 3

The accompanying notes are an integral part of the financial statements.

As per our report of even date

For Rajeev & Ajay  
Firm registration No. : 009977N  
Chartered Accountants

Rajeev Sabharwal  
Partner  
Membership No. : 084833



For and on behalf of the Board of Directors of  
GLITZ PROPBUILD PRIVATE LIMITED

Bhupinder Rajjaswant Singh  
Director  
DIN-06583432

Rohit Mohan  
Director  
DIN-02356229

Place : New Delhi

Date : 24 MAY 2017

**GLITZ PROPBUILD PRIVATE LIMITED**  
**STATEMENT OF PROFIT AND LOSS FOR THE YEAR ENDED 31 MARCH 2017**  
(Amount in Rupees, unless otherwise stated)

Particulars	Notes	31 March 2017	31 March 2016
<b>Total Income (I)</b>		-	-
<b>EXPENSES</b>			
Other expenses	11	7,826	7,858
Finance costs	12	115	466
<b>Total Expenses (II)</b>		7,941	8,324
<b>Profit/(Loss) before tax from continuing operations (I-II)</b>		(7,941)	(8,324)
<b>Tax expense:</b>			
Current Tax		-	-
<b>Profit/(Loss) for the year from continuing operations</b>		(7,941)	(8,324)
<b>Other Comprehensive Income</b>		-	-
<b>Total other comprehensive income for the year, net of tax</b>		-	-
<b>Total comprehensive income/(loss) for the year, net of tax</b>		(7,941)	(8,324)
<b>Earnings per equity share (computed on the basis of profit/(loss) for the year):</b>	13		
(1) Basic		(0.79)	(0.83)
(2) Diluted		(0.79)	(0.83)
<b>Summary of significant accounting policies</b>	3		

The accompanying notes are an integral part of the financial statements.

As per our report of even date

For Rajeev & Ajay  
Firm registration No : 009977N  
Chartered Accountants

Rajeev Sabharwal  
Partner  
Membership No. : 084833



For and on behalf of the Board of Directors of  
**GLITZ PROPBUILD PRIVATE LIMITED**

Bhupinder Rajjaswant Singh  
Director  
DIN-06583432

Rohit Mohan  
Director  
DIN-02356229

Place : New Delhi

Date : 24 MAY 2017



**GLOBULE PROPBUILD PRIVATE LIMITED**  
**BALANCE SHEET AS AT 31 MARCH 2017**  
(Amount in Rupees, unless otherwise stated)

	Notes	As at 31 March 2017	As at 31 March 2016	As at 1 April 2015
<b>ASSETS</b>				
<b>Current assets</b>				
Inventories	4	55,287,781	55,287,781	55,287,781
Financial assets				
Cash and cash equivalents	5	347	7,545	7,255
Other financial assets	6	333,866	333,866	333,866
Other current assets	7	-	-	-
<b>Total Assets</b>		<b>55,621,994</b>	<b>55,629,192</b>	<b>55,628,902</b>
<b>EQUITY AND LIABILITIES</b>				
<b>Equity</b>				
Equity share capital	8	100,000	100,000	100,000
Other equity	9			
Retained Earnings		(273,034)	(265,811)	(257,991)
<b>Total equity</b>		<b>(173,034)</b>	<b>(165,811)</b>	<b>(157,991)</b>
<b>LIABILITIES</b>				
<b>Current liabilities</b>				
Financial liabilities				
Trade payables	10	5,750	5,725	5,618
Other current liabilities	11	55,789,278	55,789,278	55,781,275
<b>Total liabilities</b>		<b>55,795,028</b>	<b>55,795,003</b>	<b>55,786,893</b>
<b>Total Equity and Liabilities</b>		<b>55,621,994</b>	<b>55,629,192</b>	<b>55,628,902</b>

Summary of significant accounting policies 3

The accompanying notes are an integral part of the financial statements.

As per our report of even date

For Rajeev & Ajay  
Firm registration No : 009977N  
Chartered Accountants

Rajeev Sabharwal  
Partner  
Membership No. : 084833

For and on behalf of the Board of Directors of  
**GLOBULE PROPBUILD PRIVATE LIMITED**

Digvijay Singh  
Director  
DIN-03465400

Manish Kumar Bhansali  
Director  
DIN-06583437

Place : New Delhi

Date : 24 MAY 2017



**GLOBULE PROPBUILD PRIVATE LIMITED**  
**STATEMENT OF PROFIT AND LOSS FOR THE YEAR ENDED 31 MARCH 2017**  
(Amount in Rupees, unless otherwise stated)

Particulars	Notes	31 March 2017	31 March 2016
<b>Total Income (I)</b>		-	-
<b>EXPENSES</b>			
Other expenses	12	7,108	7,754
Finance costs	13	115	66
<b>Total Expenses (II)</b>		7,223	7,820
<b>Profit/(Loss) before tax from continuing operations (I-II)</b>		(7,223)	(7,820)
<b>Tax expense:</b>			
Current Tax		-	-
<b>Profit/(Loss) for the year from continuing operations</b>		(7,223)	(7,820)
<b>Other Comprehensive Income</b>		-	-
<b>Total other comprehensive income for the year, net of tax</b>		-	-
<b>Total comprehensive income/(loss) for the year, net of tax</b>		(7,223)	(7,820)
<b>Earnings per equity share (computed on the basis of profit/(loss) for the year):</b>	14		
(1) Basic		(0.72)	(0.78)
(2) Diluted		(0.72)	(0.78)

**Summary of significant accounting policies** 3

The accompanying notes are an integral part of the financial statements.


As per our report of even date

For Rajeev & Ajay  
Firm registration No : 009977N  
Chartered Accountants

  
Rajeev Sabharwal  
Partner  
Membership No. : 084833

For and on behalf of the Board of Directors of  
GLOBULE PROPBUILD PRIVATE LIMITED

  
Digvijay Singh  
Director  
DIN-03465400

  
Manish Kumar Bhansali  
Director  
DIN-06583437

Place : New Delhi  
Date : 24 MAY 2017

**GLOSS PROPBUILD PRIVATE LIMITED**  
**BALANCE SHEET AS AT 31 MARCH 2017**  
(Amount in Rupees, unless otherwise stated)

	Notes	As at 31 March 2017	As at 31 March 2016	As at 1 April 2015
<b>ASSETS</b>				
<b>Current assets</b>				
Inventories	4	43,785,155	43,785,155	43,785,155
Financial assets				
Cash and cash equivalents	5	12,221	1,637	2,540
Other financial assets	6	3,004,147	24,760,523	24,760,523
Other current assets	7	-	-	-
<b>Total Assets</b>		<b>46,801,523</b>	<b>68,547,315</b>	<b>68,548,218</b>
<b>EQUITY AND LIABILITIES</b>				
<b>Equity</b>				
Equity share capital	8	100,000	100,000	100,000
Other equity	9			
Retained Earnings		(266,538)	(257,712)	(249,087)
<b>Total equity</b>		<b>(166,538)</b>	<b>(157,712)</b>	<b>(149,087)</b>
<b>LIABILITIES</b>				
<b>Current liabilities</b>				
Financial liabilities				
Trade payables	10	5,750	6,340	5,618
Other current liabilities	11	46,962,311	68,698,687	68,691,687
<b>Total liabilities</b>		<b>46,968,061</b>	<b>68,705,027</b>	<b>68,697,305</b>
<b>Total Equity and Liabilities</b>		<b>46,801,523</b>	<b>68,547,315</b>	<b>68,548,218</b>

Summary of significant accounting policies 3

The accompanying notes are an integral part of the financial statements.

As per our report of even date

For Rajeev & Ajay  
Firm registration No : 009977N  
Chartered Accountants

Rajeev Sabharwal  
Partner  
Membership No. : 084833



For and on behalf of the Board of Directors of  
**GLOSS PROPBUILD PRIVATE LIMITED**

Nishant Sabharwal  
Director  
DIN-03465426

Jasveer Singh Panwar  
Director  
DIN-06849825

Place : New Delhi

Date : 24 MAY 2017

**GLOSS PROPBUILD PRIVATE LIMITED**  
**STATEMENT OF PROFIT AND LOSS FOR THE YEAR ENDED 31 MARCH 2017**  
(Amount in Rupees, unless otherwise stated)

Particulars	Notes	31 March 2017	31 March 2016
<b>Total Income (I)</b>		-	-
<b>EXPENSES</b>			
Other expenses	12	7,314	7,755
Finance costs	13	1,512	870
<b>Total Expenses (II)</b>		8,826	8,625
<b>Profit/(Loss) before tax from continuing operations (I-II)</b>		(8,826)	(8,625)
<b>Tax expense:</b>			
Current Tax		-	-
<b>Profit/(Loss) for the year from continuing operations</b>		(8,826)	(8,625)
<b>Other Comprehensive Income</b>		-	-
<b>Total other comprehensive income for the year, net of tax</b>		-	-
<b>Total comprehensive income/(loss) for the year, net of tax</b>		(8,826)	(8,625)
<b>Earnings per equity share (computed on the basis of profit/(loss) for the year):</b>	14		
(1) Basic		(0.88)	(0.86)
(2) Diluted		(0.88)	(0.86)

Summary of significant accounting policies 3

The accompanying notes are an integral part of the financial statements.

As per our report of even date

For Rajeev & Ajay  
Firm registration No : 009977N  
Chartered Accountants

Rajeev Sabharwal  
Partner  
Membership No. : 084833



For and on behalf of the Board of Directors of  
**GLOSS PROPBUILD PRIVATE LIMITED**

Nishant Sabharwal  
Director  
DIN-03465426

Jasveer Singh Panwar  
Director  
DIN-06849825

Place : New Delhi

Date : 24 MAY 2017



**GLOVE PROPBUILD PRIVATE LIMITED**  
**BALANCE SHEET AS AT 31 MARCH 2017**  
(Amount in Rupees, unless otherwise stated)

	Notes	As at 31 March 2017	As at 31 March 2016	As at 1 April 2015
<b>ASSETS</b>				
<b>Current assets</b>				
Inventories	4	63,383,170	63,383,170	63,383,170
Financial assets				
Cash and cash equivalents	5	10,380	17,168	5,280
<b>Total Assets</b>		<b>63,393,550</b>	<b>63,400,338</b>	<b>63,388,450</b>
<b>EQUITY AND LIABILITIES</b>				
<b>Equity</b>				
Equity share capital	6	100,000	100,000	100,000
Other equity	7			
Retained Earnings		(257,434)	(250,621)	(242,402)
<b>Total equity</b>		<b>(157,434)</b>	<b>(150,621)</b>	<b>(142,402)</b>
<b>LIABILITIES</b>				
<b>Current liabilities</b>				
Financial liabilities				
Trade payables	8	5,750	5,725	5,618
Other current liabilities	9	63,545,234	63,545,234	63,525,234
<b>Total liabilities</b>		<b>63,550,984</b>	<b>63,550,959</b>	<b>63,530,852</b>
<b>Total Equity and Liabilities</b>		<b>63,393,550</b>	<b>63,400,338</b>	<b>63,388,450</b>

Summary of significant accounting policies 3

The accompanying notes are an integral part of the financial statements.

As per our report of even date

For Rajeev & Ajay  
Firm registration No : 009977N  
Chartered Accountants

Rajeev Sabharwal  
Partner  
Membership No. : 084833



For and on behalf of the Board of Directors of  
GLOVE PROPBUILD PRIVATE LIMITED

Bhupinder Rajjaswant Singh  
Director  
DIN-06583432

Rohit Mohan  
Director  
DIN-02356229

Place : New Delhi

Date :

24 MAY 2017

**GLOVE PROPBUILD PRIVATE LIMITED**  
**STATEMENT OF PROFIT AND LOSS FOR THE YEAR ENDED 31 MARCH 2017**  
(Amount in Rupees, unless otherwise stated)

Particulars	Notes	31 March 2017	31 March 2016
<b>Total Income (I)</b>		-	-
<b>EXPENSES</b>			
Other expenses	10	6,698	7,753
Finance costs	11	115	466
<b>Total Expenses (II)</b>		6,813	8,219
<b>Profit/(Loss) before tax from continuing operations (I-II)</b>		(6,813)	(8,219)
<b>Tax expense:</b>			
Current Tax		-	-
<b>Profit/(Loss) for the year from continuing operations</b>		(6,813)	(8,219)
<b>Other Comprehensive Income</b>		-	-
<b>Total other comprehensive income for the year, net of tax</b>		-	-
<b>Total comprehensive income/(loss) for the year, net of tax</b>		(6,813)	(8,219)
<b>Earnings per equity share (computed on the basis of profit/(loss) for the year):</b>	12		
(1) Basic		(0.68)	(0.82)
(2) Diluted		(0.68)	(0.82)

Summary of significant accounting policies 3

The accompanying notes are an integral part of the financial statements.

As per our report of even date

For Rajeev & Ajay  
Firm registration No : 009977N  
Chartered Accountants

Rajeev Sabharwal  
Partner  
Membership No. : 084833



For and on behalf of the Board of Directors of  
GLOVE PROPBUILD PRIVATE LIMITED

Bhupinder Rajjaswant Singh  
Director  
DIN-06583432

Rohit Mohan  
Director  
DIN-02356229

Place : New Delhi

Date : 24 MAY 2017



**GODAWARI BUILDWELL PRIVATE LIMITED**  
**BALANCE SHEET AS AT 31 MARCH 2017**  
(Amount in Rupees, unless otherwise stated)

	Notes	As at 31 March 2017	As at 31 March 2016	As at 1 April 2015
<b>ASSETS</b>				
<b>Current assets</b>				
Inventories	4	1,646,689,077	1,646,689,077	1,646,689,077
Financial assets				
Cash and cash equivalents	5	12,854	10,630	-
Other current assets	6	-	-	-
<b>Total Assets</b>		<b>1,646,701,931</b>	<b>1,646,699,707</b>	<b>1,646,689,077</b>
<b>EQUITY AND LIABILITIES</b>				
<b>Equity</b>				
Equity share capital	7	100,000	100,000	100,000
Other equity	8			
Retained Earnings		(15,155,568)	(14,583,267)	(14,574,634)
<b>Total equity</b>		<b>(15,055,568)</b>	<b>(14,483,267)</b>	<b>(14,474,634)</b>
<b>LIABILITIES</b>				
<b>Current liabilities</b>				
Financial liabilities				
Trade payables	9	5,750	275,725	276,233
Other financial liabilities	10	-	-	160,229
Other current liabilities	11	1,661,751,749	1,660,907,249	1,660,727,249
<b>Total liabilities</b>		<b>1,661,757,499</b>	<b>1,661,182,974</b>	<b>1,661,163,711</b>
<b>Total Equity and Liabilities</b>		<b>1,646,701,931</b>	<b>1,646,699,707</b>	<b>1,646,689,077</b>

Summary of significant accounting policies 3

The accompanying notes are an integral part of the financial statements.

As per our report of even date

For Rajeev & Ajay  
Firm registration No : 009977N  
Chartered Accountants

Rajeev Sabharwal  
Partner  
Membership No. : 084833



For and on behalf of the Board of Directors of  
GODAWARI BUILDWELL PRIVATE LIMITED

Krishan Kant Kumar  
Director  
DIN-07108942

Vivek Singh  
Director  
DIN-03466774

Place : New Delhi

Date : 24 MAY 2017



**GODAWARI BUILDWELL PRIVATE LIMITED**  
**STATEMENT OF PROFIT AND LOSS FOR THE YEAR ENDED 31 MARCH 2017**  
(Amount in Rupees, unless otherwise stated)

Particulars	Notes	31 March 2017	31 March 2016
Other Income	12	500	-
<b>Total Income (I)</b>		<b>500</b>	<b>-</b>
<b>EXPENSES</b>			
Other expenses	13	572,801	8,266
Finance costs	14	-	366
<b>Total Expenses (II)</b>		<b>572,801</b>	<b>8,632</b>
<b>Profit/(Loss) before tax from continuing operations (I-II)</b>		<b>(572,301)</b>	<b>(8,632)</b>
<b>Tax expense:</b>			
Current Tax		-	-
<b>Profit/(Loss) for the year from continuing operations</b>		<b>(572,301)</b>	<b>(8,632)</b>
<b>Other Comprehensive Income</b>		<b>-</b>	<b>-</b>
<b>Total other comprehensive income for the year, net of tax</b>		<b>-</b>	<b>-</b>
<b>Total comprehensive income/(loss) for the year, net of tax</b>		<b>(572,301)</b>	<b>(8,632)</b>
Earnings per equity share (computed on the basis of profit/(loss) for the year):	15		
(1) Basic		(57.23)	(0.86)
(2) Diluted		(57.23)	(0.86)

Summary of significant accounting policies 3

The accompanying notes are an integral part of the financial statements.

As per our report of even date

For Rajeev & Ajay  
Firm registration No : 009977N  
Chartered Accountants

Rajeev Sabharwal  
Partner  
Membership No. : 084833



For and on behalf of the Board of Directors of  
**GODAWARI BUILDWELL PRIVATE LIMITED**

Krishan Kant Kumar  
Director  
DIN-07108942

Vivek Singh  
Director  
DIN-03466774

*Krishan Kant*

*Vivek Singh*

Place : New Delhi

Date : 24 MAY 2017

**GODSON PROPBUILD PRIVATE LIMITED**  
**BALANCE SHEET AS AT 31 MARCH 2017**  
(Amount in Rupees, unless otherwise stated)

	Notes	As at 31 March 2017	As at 31 March 2016	As at 1 April 2015
<b>ASSETS</b>				
<b>Current assets</b>				
Inventories	4	18,012,464	18,012,464	18,012,464
Financial assets				
Cash and cash equivalents	5	6,870	611	7,860
Other financial assets	6	1,127,888	1,147,888	3,827,051
<b>Total Assets</b>		<b>19,147,222</b>	<b>19,160,963</b>	<b>21,847,375</b>
<b>EQUITY AND LIABILITIES</b>				
<b>Equity</b>				
Equity share capital	7	200,000	200,000	200,000
Other equity	8	18,941,472	18,952,375	18,963,457
<b>Total equity</b>		<b>19,141,472</b>	<b>19,152,375</b>	<b>19,163,457</b>
<b>LIABILITIES</b>				
<b>Current liabilities</b>				
Financial liabilities				
Trade payables	9	5,750	8,588	55,118
Other current liabilities	10	-	-	2,628,800
<b>Total liabilities</b>		<b>5,750</b>	<b>8,588</b>	<b>2,683,918</b>
<b>Total Equity and Liabilities</b>		<b>19,147,222</b>	<b>19,160,963</b>	<b>21,847,375</b>

**Summary of significant accounting policies** 3

The accompanying notes are an integral part of the financial statements.

As per our report of even date

For Rajeev & Ajay  
Firm registration No : 009977N  
Chartered Accountants  
  
Rajeev Sabharwal  
Partner  
Membership No. : 084833

For and on behalf of the Board of Directors of  
**GODSON PROPBUILD PRIVATE LIMITED**

  
Satish Kumar Goyal  
Director  
DIN-06520570

  
Ashish Jerath  
Director  
DIN-02840618

Place : New Delhi

Date : 24 MAY 2017

**GODSON PROPBUILD PRIVATE LIMITED**  
**STATEMENT OF PROFIT AND LOSS FOR THE YEAR ENDED 31 MARCH 2017**  
(Amount in Rupees, unless otherwise stated)

Particulars	Notes	31 March 2017	31 March 2016
<b>Total Income (I)</b>		-	-
<b>EXPENSES</b>			
Other expenses	11	10,081	10,516
Finance costs	12	822	566
<b>Total Expenses (II)</b>		10,903	11,082
<b>Profit/(Loss) before tax from continuing operations (I-II)</b>		(10,903)	(11,082)
<b>Tax expense:</b>			
Current Tax		-	-
<b>Profit/(Loss) for the year from continuing operations</b>		(10,903)	(11,082)
<b>Other Comprehensive Income</b>		-	-
<b>Total other comprehensive income for the year, net of tax</b>		-	-
<b>Total comprehensive income/(loss) for the year, net of tax</b>		(10,903)	(11,082)
<b>Earnings per equity share (computed on the basis of profit/(loss) for the year):</b>	13		
(1) Basic		(0.55)	(0.55)
(2) Diluted		(0.55)	(0.55)

Summary of significant accounting policies 3

The accompanying notes are an integral part of the financial statements.

As per our report of even date

For Rajeev & Ajay  
Firm registration No : 009977N  
Chartered Accountants  
  
Rajeev Sabharwal  
Partner  
Membership No. : 084833

For and on behalf of the Board of Directors of  
GODSON PROPBUILD PRIVATE LIMITED

  
Satish Kumar Goyal  
Director  
DIN-06520570

  
Ashish Jerath  
Director  
DIN-02840618

Place : New Delhi

Date : 24 MAY 2017



**GOLLIWOG PROPBUILD PRIVATE LIMITED**  
**BALANCE SHEET AS AT 31 MARCH 2017**  
(Amount in Rupees, unless otherwise stated)

	Notes	As at 31 March 2017	As at 31 March 2016	As at 1 April 2015
<b>ASSETS</b>				
<b>Current assets</b>				
Inventories	4	46,191,052	46,191,052	46,191,052
<b>Financial assets</b>				
Cash and cash equivalents	5	8,669	15,458	3,463
Other financial assets	6	5,731,885	5,731,885	5,731,885
<b>Total Assets</b>		<b>51,931,606</b>	<b>51,938,395</b>	<b>51,926,400</b>
<b>EQUITY AND LIABILITIES</b>				
<b>Equity</b>				
Equity share capital	7	100,000	100,000	100,000
Other equity	8			
Retained Earnings		(253,172)	(246,358)	(238,246)
<b>Total equity</b>		<b>(53,172)</b>	<b>(146,358)</b>	<b>(138,246)</b>
<b>LIABILITIES</b>				
<b>Current liabilities</b>				
<b>Financial liabilities</b>				
Trade payables	9	5,750	5,725	5,618
Other current liabilities	10	52,079,028	52,079,028	52,059,028
<b>Total liabilities</b>		<b>52,084,778</b>	<b>52,084,753</b>	<b>52,064,646</b>
<b>Total Equity and Liabilities</b>		<b>51,931,606</b>	<b>51,938,395</b>	<b>51,926,400</b>

Summary of significant accounting policies 3

The accompanying notes are an integral part of the financial statements.

As per our report of even date

For Rajeev & Ajay  
Firm registration No : 008977N  
Chartered Accountants

Rajeev Sabharwal  
Partner  
Membership No. : 084833

Place : New Delhi  
Date : 24 MAY 2017

For and on behalf of the Board of Directors of  
**GOLLIWOG PROPBUILD PRIVATE LIMITED**

Sunil Kumar Khanna  
Director  
DIN-02230962

Ashish Jerath  
Director  
DIN-02840618

**GOLLIWOG PROPBUILD PRIVATE LIMITED**  
**STATEMENT OF PROFIT AND LOSS FOR THE YEAR ENDED 31 MARCH 2017**  
(Amount in Rupees, unless otherwise stated)

Particulars	Notes	31 March 2017	31 March 2016
<b>Total Income (I)</b>		-	-
<b>EXPENSES</b>			
Other expenses	11	6,699	7,446
Finance costs	12	115	666
<b>Total Expenses (II)</b>		6,814	8,112
<b>Profit/(Loss) before tax from continuing operations (I-II)</b>		(6,814)	(8,112)
<b>Tax expense:</b>			
Current Tax		-	-
<b>Profit/(Loss) for the year from continuing operations</b>		(6,814)	(8,112)
<b>Other Comprehensive Income</b>		-	-
<b>Total other comprehensive income for the year, net of tax</b>		-	-
<b>Total comprehensive income/(loss) for the year, net of tax</b>		(6,814)	(8,112)
Earnings per equity share (computed on the basis of profit/(loss) for the year):	13		
(1) Basic		(0.68)	(0.81)
(2) Diluted		(0.68)	(0.81)

Summary of significant accounting policies 3

The accompanying notes are an integral part of the financial statements.

As per our report of even date

For Rajeev & Ajay  
Firm registration No : 009977N  
Chartered Accountants

Rajeev Sabharwal  
Partner  
Membership No. : 084833

For and on behalf of the Board of Directors of  
**GOLLIWOG PROPBUILD PRIVATE LIMITED**

Sunil Kumar Khanna  
Director  
DIN-02230962

Ashish Jerath  
Director  
DIN-02840618

Place : New Delhi  
Date : 24 MAY 2017

**GRACIOUS TECHNOBUILD PRIVATE LIMITED**  
**BALANCE SHEET AS AT 31 MARCH 2017**  
(Amount in Rupees, unless otherwise stated)

	Notes	As at 31 March 2017	As at 31 March 2016	As at 1 April 2015
<b>ASSETS</b>				
<b>Current assets</b>				
Inventories	4	232,667,223	232,667,223	287,401,076
Financial assets				
Cash and cash equivalents	5	6,163	13,771	19,408
Other current assets	6	-	-	-
<b>Total Assets</b>		<b>232,673,386</b>	<b>232,680,994</b>	<b>287,420,484</b>
<b>EQUITY AND LIABILITIES</b>				
<b>Equity</b>				
Equity share capital	7	100,000	100,000	100,000
Other equity	8			
Retained Earnings		(1,065,927)	(1,055,561)	(1,588,163)
<b>Total equity</b>		<b>(965,927)</b>	<b>(955,561)</b>	<b>(1,488,163)</b>
<b>LIABILITIES</b>				
<b>Current liabilities</b>				
Financial liabilities				
Trade payables	9	9,200	6,442	5,618
Other Current liabilities	10	233,630,114	233,620,426	288,903,029
Provisions	11	-	9,688	-
<b>Total liabilities</b>		<b>233,639,313</b>	<b>233,636,555</b>	<b>288,908,646</b>
<b>Total Equity and Liabilities</b>		<b>232,673,386</b>	<b>232,680,994</b>	<b>287,420,484</b>

Summary of significant accounting policies

3

The accompanying notes are an integral part of the financial statements.

As per our report of even date

For Rajeev & Ajay  
Firm registration No : 009977N  
Chartered Accountants

Ajay Sachdeva  
Partner  
Membership No. : 084302

For and on behalf of the Board of Directors of  
GRACIOUS TECHNOBUILD PRIVATE LIMITED

Sunil Kumar Khanna  
Director  
DIN-02230962

Anil Sharma  
Director  
DIN-02259287

Place : New Delhi

Date :

24 MAY 2017



**GRACIOUS TECHNOBUILD PRIVATE LIMITED**  
**STATEMENT OF PROFIT AND LOSS FOR THE YEAR ENDED 31 MARCH 2017**  
(Amount in Rupees, unless otherwise stated)

Particulars	Notes	31 March 2017	31 March 2016
Revenue From Operations	12	-	58,750
Other Income	13	-	491,448
<b>Total Income (I)</b>		<b>-</b>	<b>550,198</b>
<b>EXPENSES</b>			
Other expenses	14	10,251	7,856
Finance costs	15	115	52
<b>Total Expenses (II)</b>		<b>10,366</b>	<b>7,908</b>
<b>Profit/(Loss) before tax from continuing operations (I-II)</b>		<b>(10,366)</b>	<b>542,290</b>
<b>Tax expense:</b>			
Current Tax		-	9,688
<b>Profit/(Loss) for the year from continuing operations</b>		<b>(10,366)</b>	<b>532,602</b>
<b>Other Comprehensive Income</b>		<b>-</b>	<b>-</b>
<b>Total other comprehensive income for the year, net of tax</b>		<b>-</b>	<b>-</b>
<b>Total comprehensive income/(loss) for the year, net of tax</b>		<b>(10,366)</b>	<b>532,602</b>
Earnings per equity share (computed on the basis of profit/(loss) for the year):	16		
(1) Basic		(1.04)	53.26
(2) Diluted		(1.04)	53.26

Summary of significant accounting policies 3

The accompanying notes are an integral part of the financial statements.

As per our report of even date

For Rajeev & Ajay  
Firm registration No : 009977N  
Chartered Accountants

Ajay Sachdeva  
Partner  
Membership No. : 084302

For and on behalf of the Board of Directors of  
GRACIOUS TECHNOBUILD PRIVATE LIMITED

Sunil Kumar Khanna  
Director  
DIN-02230962

Anil Sharma  
Director  
DIN-02259287

Place : New Delhi  
Date : 24 MAY 2017

**GRADIENT DEVELOPERS PRIVATE LIMITED**  
**BALANCE SHEET AS AT 31 MARCH 2017**  
(Amount in Rupees, unless otherwise stated)

	Notes	As at 31 March 2017	As at 31 March 2016	As at 1 April 2015
<b>ASSETS</b>				
<b>Current assets</b>				
Inventories	4	-	-	1,77,89,511
Financial assets				
Cash and cash equivalents	5	1,937	15,320	17,773
Other financial assets	6	-	63,09,953	-
Other current assets	7	18,361	4,855	18,361
		<u>20,298</u>	<u>63,30,127</u>	<u>1,78,25,645</u>
<b>Total Assets</b>		<u>20,298</u>	<u>63,30,127</u>	<u>1,78,25,645</u>
<b>EQUITY AND LIABILITIES</b>				
<b>Equity</b>				
Equity share capital	8	1,00,000	1,00,000	1,00,000
Other equity	9			
Retained Earnings		(3,28,950)	(3,16,760)	(4,74,449)
<b>Total equity</b>		<u>(2,28,950)</u>	<u>(2,16,760)</u>	<u>(3,74,449)</u>
<b>LIABILITIES</b>				
<b>Current liabilities</b>				
Financial liabilities				
Trade payables	10	9,200	11,425	6,233
Other current liabilities	11	2,40,047	65,35,462	1,81,93,861
<b>Total liabilities</b>		<u>2,49,247</u>	<u>65,46,887</u>	<u>1,82,00,094</u>
<b>Total Equity and Liabilities</b>		<u>20,298</u>	<u>63,30,127</u>	<u>1,78,25,645</u>

Summary of significant accounting policies 3

The accompanying notes are an integral part of the financial statements.

As per our report of even date

For Rajeev & Ajay  
Firm registration No : 009977N  
Chartered Accountants

  
Ajay Sachdeva  
Partner  
Membership No. : 084302

Place : New Delhi

Date : 24 MAY 2017

For and on behalf of the Board of Directors of  
GRADIENT DEVELOPERS PRIVATE LIMITED

  
Ramesh Khulbe  
Director  
DIN-07109071

  
Ashok Kumar Pathak  
Director  
DIN-02583235

**GRADIENT DEVELOPERS PRIVATE LIMITED**  
**STATEMENT OF PROFIT AND LOSS FOR THE YEAR ENDED 31 MARCH 2017**  
(Amount in Rupees, unless otherwise stated)

Particulars	Notes	31 March 2017	31 March 2016
Revenue From Operations	12	-	78,841
Other Income	13	-	1,00,315
<b>Total Income (I)</b>		<b>-</b>	<b>1,79,156</b>
<b>EXPENSES</b>			
Other expenses	14	12,075	7,960
Finance costs	15	115	-
<b>Total Expenses (II)</b>		<b>12,190</b>	<b>7,960</b>
<b>Profit/(Loss) before tax from continuing operations (I-II)</b>		<b>(12,190)</b>	<b>1,71,196</b>
<b>Tax expense:</b>			
Current Tax		-	13,506
<b>Profit/(Loss) for the year from continuing operations</b>		<b>(12,190)</b>	<b>1,57,690</b>
<b>Other Comprehensive Income</b>		<b>-</b>	<b>-</b>
<b>Total other comprehensive income for the year, net of tax</b>		<b>-</b>	<b>-</b>
<b>Total comprehensive income/(loss) for the year, net of tax</b>		<b>(12,190)</b>	<b>1,57,690</b>
Earnings per equity share (computed on the basis of profit/(loss) for the year):	16		
(1) Basic		(1.22)	15.77
(2) Diluted		(1.22)	15.77

Summary of significant accounting policies 3

The accompanying notes are an integral part of the financial statements.

As per our report of even date

For Rajeev & Ajay  
Firm registration No : 009977N  
Chartered Accountants

Ajay Sachdeva  
Partner  
Membership No. : 084302

For and on behalf of the Board of Directors of  
**GRADIENT DEVELOPERS PRIVATE LIMITED**

Ramesh Khulbe  
Director  
DIN-07109071

Ashok Kumar Pathak  
Director  
DIN-02583235

Place : New Delhi

Date : 24 MAY 2017



**GRAIL PROPBUILD PRIVATE LIMITED**  
**BALANCE SHEET AS AT 31 MARCH 2017**  
(Amount in Rupees, unless otherwise stated)

	Notes	As at 31 March 2017	As at 31 March 2016	As at 1 April 2015
<b>ASSETS</b>				
<b>Current assets</b>				
Inventories	4	8,40,87,040	8,40,87,040	8,40,87,040
Financial assets				
Cash and cash equivalents	5	13,501	256	7,663
		<u>8,41,00,541</u>	<u>8,40,87,296</u>	<u>8,40,94,703</u>
<b>Total Assets</b>		<u>8,41,00,541</u>	<u>8,40,87,296</u>	<u>8,40,94,703</u>
<b>EQUITY AND LIABILITIES</b>				
<b>Equity</b>				
Equity share capital	6	1,00,000	1,00,000	1,00,000
Other equity	7			
Retained Earnings		(1,63,194)	(1,55,414)	(1,47,900)
<b>Total equity</b>		<u>(63,194)</u>	<u>(55,414)</u>	<u>(47,900)</u>
<b>LIABILITIES</b>				
<b>Current liabilities</b>				
Financial liabilities				
Trade payables	8	5,750	5,725	5,618
Other current liabilities	9	8,41,57,985	8,41,36,985	8,41,36,985
Provisions	10	-	-	-
<b>Total liabilities</b>		<u>8,41,63,735</u>	<u>8,41,42,710</u>	<u>8,41,42,603</u>
<b>Total Equity and Liabilities</b>		<u>8,41,00,541</u>	<u>8,40,87,296</u>	<u>8,40,94,703</u>
<b>Summary of significant accounting policies</b>	3			

The accompanying notes are an integral part of the financial statements.

As per our report of even date

For Rajeev & Ajay  
Firm registration No : 009977N  
Chartered Accountants

Rajeev Sabharwal  
Partner  
Membership No. : 084833

For and on behalf of the Board of Directors of  
**GRAIL PROPBUILD PRIVATE LIMITED**

Krishna Kant Kumar  
Director  
DIN-07108942

Ashish Jerath  
Director  
DIN-02840618

Place : New Delhi

Date : 24 MAY 2017

**GRAIL PROPBUILD PRIVATE LIMITED**  
**STATEMENT OF PROFIT AND LOSS FOR THE YEAR ENDED 31 MARCH 2017**  
(Amount in Rupees, unless otherwise stated)

Particulars	Notes	31 March 2017	31 March 2016
<b>Total Income (I)</b>		-	-
<b>EXPENSES</b>			
Other expenses	11	6,699	7,448
Finance costs	12	1,081	66
<b>Total Expenses (II)</b>		7,780	7,514
<b>Profit/(Loss) before tax from continuing operations (I-II)</b>		(7,780)	(7,514)
<b>Tax expense:</b>			
Current Tax		-	-
<b>Profit/(Loss) for the year from continuing operations</b>		(7,780)	(7,514)
<b>Other Comprehensive Income</b>		-	-
<b>Total other comprehensive income for the year, net of tax</b>		-	-
<b>Total comprehensive income/(loss) for the year, net of tax</b>		(7,780)	(7,514)
Earnings per equity share (computed on the basis of profit/(loss) for the year):	13		
(1) Basic		(0.78)	(0.75)
(2) Diluted		(0.78)	(0.75)

Summary of significant accounting policies 3

The accompanying notes are an integral part of the financial statements.

As per our report of even date

For Rajeev & Ajay  
Firm registration No : 009977N  
Chartered Accountants

Rajeev Sabharwal  
Partner  
Membership No. : 084833

For and on behalf of the Board of Directors of  
**GRAIL PROPBUILD PRIVATE LIMITED**

Krishna Kant Kumar  
Director  
DIN-07108942

Ashish Jerath  
Director  
DIN-02840618

Place : New Delhi

Date :

24 MAY 2017

**GRAMPUS PROPBUILD PRIVATE LIMITED**  
**BALANCE SHEET AS AT 31 MARCH 2017**  
(Amount in Rupees, unless otherwise stated)

	Notes	As at 31 March 2017	As at 31 March 2016	As at 1 April 2015
<b>ASSETS</b>				
<b>Current assets</b>				
Inventories	4	3,66,77,283	3,66,77,283	3,66,77,283
Financial assets				
Cash and cash equivalents	5	14,496	21,257	8,663
Other financial assets	6	2,93,318	2,93,318	2,93,318
		3,69,85,097	3,69,91,858	3,69,79,264
<b>Total Assets</b>		<b>3,69,85,097</b>	<b>3,69,91,858</b>	<b>3,69,79,264</b>
<b>EQUITY AND LIABILITIES</b>				
<b>Equity</b>				
Equity share capital	7	1,00,000	1,00,000	1,00,000
Other equity	8			
Retained Earnings		(2,57,910)	(2,51,125)	(2,43,611)
<b>Total equity</b>		<b>(1,57,910)</b>	<b>(1,51,125)</b>	<b>(1,43,611)</b>
<b>LIABILITIES</b>				
<b>Current liabilities</b>				
Financial liabilities				
Trade payables	9	5,750	5,725	5,618
Other current liabilities	10	3,71,37,257	3,71,37,257	3,71,17,257
<b>Total liabilities</b>		<b>3,71,43,007</b>	<b>3,71,42,982</b>	<b>3,71,22,875</b>
<b>Total Equity and Liabilities</b>		<b>3,69,85,097</b>	<b>3,69,91,858</b>	<b>3,69,79,264</b>

Summary of significant accounting policies 3

The accompanying notes are an integral part of the financial statements.

As per our report of even date

For Rajeev & Ajay  
Firm registration No : 009977N  
Chartered Accountants

Ajay Sachdeva  
Partner  
Membership No. : 084302

For and on behalf of the Board of Directors of  
GRAMPUS PROPBUILD PRIVATE LIMITED

Vijay Aggarwal  
Director  
DIN-06966535

Anil Sharma  
Director  
DIN-02259287

Place : New Delhi

Date : 24 MAY 2017



**GRAMPUS PROPBUILD PRIVATE LIMITED**  
**STATEMENT OF PROFIT AND LOSS FOR THE YEAR ENDED 31 MARCH 2017**  
(Amount in Rupees, unless otherwise stated)

Particulars	Notes	31 March 2017	31 March 2016
<b>Total Income (I)</b>		-	-
<b>EXPENSES</b>			
Other expenses	11	6,699	7,447
Finance costs	12	86	66
<b>Total Expenses (II)</b>		6,785	7,513
<b>Profit/(Loss) before tax from continuing operations (I-II)</b>		(6,785)	(7,513)
<b>Tax expense:</b>			
Current Tax		-	-
<b>Profit/(Loss) for the year from continuing operations</b>		(6,785)	(7,513)
<b>Other Comprehensive Income</b>		-	-
<b>Total other comprehensive income for the year, net of tax</b>		-	-
<b>Total comprehensive income/(loss) for the year, net of tax</b>		(6,785)	(7,513)
Earnings per equity share (computed on the basis of profit/(loss) for the year):	13		
(1) Basic		(0.68)	(0.75)
(2) Diluted		(0.68)	(0.75)

Summary of significant accounting policies 3

The accompanying notes are an integral part of the financial statements.

As per our report of even date

For Rajeev & Ajay  
Firm registration No : 009977N  
Chartered Accountants

Ajay Sachdeva  
Partner  
Membership No. : 084302

For and on behalf of the Board of Directors of  
GRAMPUS PROPBUILD PRIVATE LIMITED

Varun Aggarwal  
Director  
DIN-06966535

Anil Sharma  
Director  
DIN-02259287

Place : New Delhi

Date : 24 MAY 2017

**GRAN PROBUILD PRIVATE LIMITED**  
**BALANCE SHEET AS AT 31 MARCH 2017**  
(Amount in Rupees, unless otherwise stated)

	Notes	As at 31 March 2017	As at 31 March 2016	As at 1 April 2015
<b>ASSETS</b>				
<b>Current assets</b>				
Inventories	4	4,70,90,716	5,71,27,216	5,71,27,216
Financial assets				
Cash and cash equivalents	5	8,385	1,070	7,963
		<u>4,70,99,101</u>	<u>5,71,28,286</u>	<u>5,71,35,179</u>
<b>Total Assets</b>		<u>4,70,99,101</u>	<u>5,71,28,286</u>	<u>5,71,35,179</u>
<b>EQUITY AND LIABILITIES</b>				
<b>Equity</b>				
Equity share capital	6	1,00,000	1,00,000	1,00,000
Other equity	7			
Retained Earnings		(3,05,010)	(2,56,313)	(2,46,450)
<b>Total equity</b>		<u>(2,05,010)</u>	<u>(1,56,313)</u>	<u>(1,46,450)</u>
<b>LIABILITIES</b>				
<b>Current liabilities</b>				
Financial liabilities				
Trade payables	8	5,750	8,588	5,618
Other current liabilities	9	4,72,98,361	5,72,76,011	5,72,76,011
Provisions	10	-	-	-
<b>Total liabilities</b>		<u>4,73,04,111</u>	<u>5,72,84,599</u>	<u>5,72,81,629</u>
<b>Total Equity and Liabilities</b>		<u>4,70,99,101</u>	<u>5,71,28,286</u>	<u>5,71,35,179</u>

Summary of significant accounting policies 3

The accompanying notes are an integral part of the financial statements.

As per our report of even date

For Rajeev & Ajay  
Firm registration No: 009977N  
Chartered Accountants

Ajay Sachdeva  
Partner  
Membership No: 084302

For and on behalf of the Board of Directors of  
GRAN PROBUILD PRIVATE LIMITED

Nishant Sabharwal  
Director  
DIN-03463426

Kamal Bajaj  
Director  
DIN-06713913

Place : New Delhi

Date : 24 MAY 2017



**GRAN PROPBUILD PRIVATE LIMITED**  
**STATEMENT OF PROFIT AND LOSS FOR THE YEAR ENDED 31 MARCH 2017**  
(Amount in Rupees, unless otherwise stated)

Particulars	Notes	31 March 2017	31 March 2016
<b>Total Income (I)</b>		-	-
<b>EXPENSES</b>			
Other expenses	11	48,582	9,797
Finance costs	12	115	66
<b>Total Expenses (II)</b>		48,697	9,863
<b>Profit/(Loss) before tax from continuing operations (I-II)</b>		(48,697)	(9,863)
<b>Tax expense:</b>			
Current Tax		-	-
<b>Profit/(Loss) for the year from continuing operations</b>		(48,697)	(9,863)
<b>Other Comprehensive Income</b>		-	-
<b>Total other comprehensive income for the year, net of tax</b>		-	-
<b>Total comprehensive income/(loss) for the year, net of tax</b>		(48,697)	(9,863)
<b>Earnings per equity share (computed on the basis of profit/(loss) for the year):</b>	13		
(1) Basic		(4.87)	(0.99)
(2) Diluted		(4.87)	(0.99)

Summary of significant accounting policies 3

The accompanying notes are an integral part of the financial statements.

As per our report of even date

For Rajeev & Ajay  
Firm registration No : 009977N  
Chartered Accountants

Ajay Sachdeva  
Partner  
Membership No. : 084302

For and on behalf of the Board of Directors of  
**GRAN PROPBUILD PRIVATE LIMITED**

Nishant Sabharwal  
Director  
DIN-03465426

Kamal Bajaj  
Director  
DIN-06713913

Place : New Delhi

Date : 24 MAY 2017



**GRANAR PROPBUILD PRIVATE LIMITED**  
**BALANCE SHEET AS AT 31 MARCH 2017**  
(Amount in Rupees, unless otherwise stated)

	Notes	As at 31 March 2017	As at 31 March 2016	As at 1 April 2015
<b>ASSETS</b>				
<b>Current assets</b>				
Inventories	4	109,395,250	109,395,250	109,395,250
Financial assets				
Cash and cash equivalents	5	4,205	7,500	7,663
Other financial assets	6	71,554,412	9,861,061	28,890,156
Other current assets	7	97,335	97,335	97,335
<b>Total Assets</b>		<b>181,051,202</b>	<b>119,361,146</b>	<b>138,390,404</b>
<b>EQUITY AND LIABILITIES</b>				
<b>Equity</b>				
Equity share capital	8	100,000	100,000	100,000
Other equity	9			
Retained Earnings		(342,731)	(335,911)	(327,032)
<b>Total equity</b>		<b>(242,731)</b>	<b>(235,911)</b>	<b>(227,032)</b>
<b>LIABILITIES</b>				
<b>Current liabilities</b>				
Financial liabilities				
Trade payables	10	5,750	37,225	37,118
Other current liabilities	11	181,288,183	119,559,832	138,580,318
<b>Total liabilities</b>		<b>181,293,933</b>	<b>119,597,057</b>	<b>138,617,436</b>
<b>Total Equity and Liabilities</b>		<b>181,051,202</b>	<b>119,361,146</b>	<b>138,390,404</b>

Summary of significant accounting policies 3

The accompanying notes are an integral part of the financial statements.

As per our report of even date

For Rajeev & Ajay  
Firm registration No : 009977N  
Chartered Accountants

Ajay Sachdeva  
Partner  
Membership No. : 084302

For and on behalf of the Board of Directors of  
GRANAR PROPBUILD PRIVATE LIMITED

Anil Sharma  
Director  
DIN-02259287

Varun Aggarwal  
Director  
DIN-06966535

Place : New Delhi

Date : 24 MAY 2017

**GRANAR PROPBUILD PRIVATE LIMITED**  
**STATEMENT OF PROFIT AND LOSS FOR THE YEAR ENDED 31 MARCH 2017**  
(Amount in Rupees, unless otherwise stated)

Particulars	Notes	31 March 2017	31 March 2016
<b>Total Income (I)</b>		-	-
<b>EXPENSES</b>			
Other expenses	12	6,699	8,063
Finance costs	13	121	816
<b>Total Expenses (II)</b>		6,820	8,879
<b>Profit/(Loss) before tax from continuing operations (I-II)</b>		(6,820)	(8,879)
<b>Tax expense:</b>			
Current Tax		-	-
<b>Profit/(Loss) for the year from continuing operations</b>		(6,820)	(8,879)
<b>Other Comprehensive Income</b>		-	-
<b>Total other comprehensive income for the year, net of tax</b>		-	-
<b>Total comprehensive income/(loss) for the year, net of tax</b>		(6,820)	(8,879)
<b>Earnings per equity share (computed on the basis of profit/(loss) for the year):</b>	14		
(1) Basic		(0.68)	(0.89)
(2) Diluted		(0.68)	(0.89)

Summary of significant accounting policies 3

The accompanying notes are an integral part of the financial statements.

As per our report of even date

For Rajeev & Ajay  
Firm registration No : 009977N  
Chartered Accountants

Ajay Sachdeva  
Partner  
Membership No. : 084302

For and on behalf of the Board of Directors of  
GRANAR PROPBUILD PRIVATE LIMITED

Anil Sharma  
Director  
DIN-02259287

Varun Aggarwal  
Director  
DIN-06966535

Place : New Delhi

Date : 24 MAY 2017

**GRANGE PROPBUILD PRIVATE LIMITED**  
**BALANCE SHEET AS AT 31 MARCH 2017**  
(Amount in Rupees, unless otherwise stated)

	Notes	As at 31 March 2017	As at 31 March 2016	As at 1 April 2015
<b>ASSETS</b>				
<b>Current assets</b>				
Inventories	4	38,366,172	38,366,172	38,366,172
Financial assets				
Cash and cash equivalents	5	212,318	201,939	2,840
Other financial assets	6	25,618,775	25,618,775	25,618,775
<b>Total Assets</b>		<b>64,197,265</b>	<b>64,186,886</b>	<b>63,987,787</b>
<b>EQUITY AND LIABILITIES</b>				
<b>Equity</b>				
Equity share capital	7	100,000	100,000	100,000
Other equity	8			
Retained Earnings		(261,118)	(252,907)	(243,464)
<b>Total equity</b>		<b>(161,118)</b>	<b>(152,907)</b>	<b>(143,464)</b>
<b>LIABILITIES</b>				
<b>Current liabilities</b>				
Financial liabilities				
Trade payables	9	205,750	207,160	5,618
Other current liabilities	10	64,152,633	64,132,633	64,125,633
<b>Total liabilities</b>		<b>64,358,383</b>	<b>64,339,793</b>	<b>64,131,251</b>
<b>Total Equity and Liabilities</b>		<b>64,197,265</b>	<b>64,186,886</b>	<b>63,987,787</b>
<b>Summary of significant accounting policies</b>	3			

The accompanying notes are an integral part of the financial statements.

As per our report of even date

For Rajeev & Ajay  
Firm registration No.: 009977N  
Chartered Accountants

Ajay Sachdeva  
Partner  
Membership No.: 084302

Place : New Delhi  
Date : 24 MAY 2017

For and on behalf of the Board of Directors of  
GRANGE PROPBUILD PRIVATE LIMITED

Khaliquz Zaman  
Director  
DIN-06849826

Assem Kalia  
Director  
DIN-03048820



**GRANGE PROPBUILD PRIVATE LIMITED**  
**STATEMENT OF PROFIT AND LOSS FOR THE YEAR ENDED 31 MARCH 2017**  
(Amount in Rupees, unless otherwise stated)

Particulars	Notes	31 March 2017	31 March 2016
<b>Total Income (I)</b>		-	-
<b>EXPENSES</b>			
Other expenses	11	6,699	8,573
Finance costs	12	1,512	870
<b>Total Expenses (II)</b>		8,211	9,443
<b>Profit/(Loss) before tax from continuing operations (I-II)</b>		(8,211)	(9,443)
<b>Tax expense:</b>			
Current Tax		-	-
<b>Profit/(Loss) for the year from continuing operations</b>		(8,211)	(9,443)
<b>Other Comprehensive Income</b>		-	-
<b>Total other comprehensive income for the year, net of tax</b>		-	-
<b>Total comprehensive income/(loss) for the year, net of tax</b>		(8,211)	(9,443)
Earnings per equity share (computed on the basis of profit/(loss) for the year):	13		
(1) Basic		(0.82)	(0.94)
(2) Diluted		(0.82)	(0.94)

Summary of significant accounting policies 3

The accompanying notes are an integral part of the financial statements.

As per our report of even date

For Rajeev & Ajay  
Firm registration No : 009977N  
Chartered Accountants

Ajay Sachdeva  
Partner  
Membership No. : 084302

For and on behalf of the Board of Directors of  
GRANGE PROPBUILD PRIVATE LIMITED

Khaliqz Zaman  
Director  
DIN-06849826

Aseem Kalia  
Director  
DIN-03048820

Place : New Delhi

Date : 24 MAY 2017

**GRANULE PROPBUILD PRIVATE LIMITED**  
**BALANCE SHEET AS AT 31 MARCH 2017**  
(Amount in Rupees, unless otherwise stated)

	Notes	As at 31 March 2017	As at 31 March 2016	As at 1 April 2015
<b>ASSETS</b>				
<b>Current assets</b>				
Inventories	4	59,763,342	59,763,342	80,988,342
Financial assets				
Cash and cash equivalents	5	12,484	5,580	8,662
Other financial assets	6	39,641,117	4,810,566	26,971,747
<b>Total Assets</b>		<b>99,416,943</b>	<b>64,579,488</b>	<b>107,968,751</b>
<b>EQUITY AND LIABILITIES</b>				
<b>Equity</b>				
Equity share capital	7	100,000	100,000	100,000
Other equity	8			
Retained Earnings		(344,086)	(336,965)	(328,395)
<b>Total equity</b>		<b>(244,086)</b>	<b>(236,965)</b>	<b>(228,395)</b>
<b>LIABILITIES</b>				
<b>Current liabilities</b>				
Financial liabilities				
Trade payables	9	37,250	37,225	37,118
Other current liabilities	10	99,623,779	64,779,228	108,160,028
<b>Total liabilities</b>		<b>99,661,029</b>	<b>64,816,453</b>	<b>108,197,146</b>
<b>Total Equity and Liabilities</b>		<b>99,416,943</b>	<b>64,579,488</b>	<b>107,968,751</b>

**Summary of significant accounting policies**

3

The accompanying notes are an integral part of the financial statements.

As per our report of even date

For Rajeev & Ajay  
Firm registration No : 009977N  
Chartered Accountants

Ajay Sachdeva  
Partner  
Membership No. : 084302

For and on behalf of the Board of Directors of  
**GRANULE PROPBUILD PRIVATE LIMITED**

Nishant Sabharwal  
Director  
DIN-03465426

Anil Sharma  
Director  
DIN-02259287

Place : New Delhi

Date : 24 MAY 2017

**GRANULE PROPBUILD PRIVATE LIMITED**  
**STATEMENT OF PROFIT AND LOSS FOR THE YEAR ENDED 31 MARCH 2017**  
(Amount in Rupees, unless otherwise stated)

Particulars	Notes	31 March 2017	31 March 2016
Total Income (I)		-	-
<b>EXPENSES</b>			
Other expenses	11	7,006	7,754
Finance costs	12	115	816
<b>Total Expenses (II)</b>		<b>7,121</b>	<b>8,570</b>
<b>Profit/(Loss) before tax from continuing operations (I-II)</b>		<b>(7,121)</b>	<b>(8,570)</b>
<b>Tax expense:</b>			
Current Tax		-	-
<b>Profit/(Loss) for the year from continuing operations</b>		<b>(7,121)</b>	<b>(8,570)</b>
<b>Other Comprehensive Income</b>		-	-
<b>Total other comprehensive income for the year, net of tax</b>		-	-
<b>Total comprehensive income/(loss) for the year, net of tax</b>		<b>(7,121)</b>	<b>(8,570)</b>
Earnings per equity share (computed on the basis of profit/(loss) for the year):	13		
(1) Basic		(0.71)	(0.86)
(2) Diluted		(0.71)	(0.86)

Summary of significant accounting policies 3

The accompanying notes are an integral part of the financial statements.

As per our report of even date

For Rajeev & Ajay  
Firm registration No : 009977N  
Chartered Accountants

Ajay Sachdeva  
Partner  
Membership No. : 084302

For and on behalf of the Board of Directors of  
GRANULE PROPBUILD PRIVATE LIMITED

Nishant Sahharwal  
Director  
DIN-03465426

Anil Sharma  
Director  
DIN-02259287

Place : New Delhi  
Date : 24 MAY 2017



**GRAPESHOT PROPBUILD PRIVATE LIMITED**  
**BALANCE SHEET AS AT 31 MARCH 2017**  
(Amount in Rupees, unless otherwise stated)

	Notes	As at 31 March 2017	As at 31 March 2016	As at 1 April 2015
<b>ASSETS</b>				
<b>Current assets</b>				
Inventories	4	16,956,854	16,956,854	17,114,301
Financial assets				
Cash and cash equivalents	5	21,912	6,771	8,178
Other financial assets	6	24,530,407	19,592,238	16,021,933
Other current assets	7	1,010,718	-	-
<b>Total Assets</b>		<b>42,519,891</b>	<b>36,555,863</b>	<b>33,144,412</b>
<b>EQUITY AND LIABILITIES</b>				
<b>Equity</b>				
Equity share capital	8	200,000	200,000	200,000
Other equity	9	20,474,986	20,485,212	20,528,590
<b>Total equity</b>		<b>20,674,986</b>	<b>20,685,212</b>	<b>20,728,590</b>
<b>LIABILITIES</b>				
<b>Current liabilities</b>				
Financial liabilities				
Trade payables	10	5,750	14,288	5,618
Other current liabilities	11	21,839,156	15,856,363	12,410,205
<b>Total liabilities</b>		<b>21,844,906</b>	<b>15,870,651</b>	<b>12,415,823</b>
<b>Total Equity and Liabilities</b>		<b>42,519,891</b>	<b>36,555,863</b>	<b>33,144,412</b>
<b>Summary of significant accounting policies</b>	3			

The accompanying notes are an integral part of the financial statements.

As per our report of even date

For Rajeev & Ajay  
Firm registration No. : 009977N  
Chartered Accountants

Ajay Sachdeva  
Partner  
Membership No. : 084302

For and on behalf of the Board of Directors of  
GRAPESHOT PROPBUILD PRIVATE LIMITED

Anil Sharma  
Director  
DIN-02259287

Vivek Singh  
Director  
DIN-03466774

Place : New Delhi

24 MAY 2017

**GRAPESHOT PROPBUILD PRIVATE LIMITED**  
**STATEMENT OF PROFIT AND LOSS FOR THE YEAR ENDED 31 MARCH 2017**  
(Amount in Rupees, unless otherwise stated)

Particulars	Notes	31 March 2017	31 March 2016
<b>Total Income (I)</b>		-	-
<b>EXPENSES</b>			
Other expenses	12	10,082	43,311
Finance costs	13	145	66
<b>Total Expenses (II)</b>		10,227	43,377
<b>Profit/(Loss) before tax from continuing operations (I-II)</b>		(10,227)	(43,377)
<b>Tax expense:</b>			
Current Tax		-	-
<b>Profit/(Loss) for the year from continuing operations</b>		(10,227)	(43,377)
<b>Other Comprehensive Income</b>		-	-
<b>Total other comprehensive income for the year, net of tax</b>		-	-
<b>Total comprehensive income/(loss) for the year, net of tax</b>		(10,227)	(43,377)
<b>Earnings per equity share (computed on the basis of profit/(loss) for the year):</b>	14		
(1) Basic		(0.51)	(2.17)
(2) Diluted		(0.51)	(2.17)

**Summary of significant accounting policies**

3

The accompanying notes are an integral part of the financial statements.

As per our report of even date

For Rajeev & Ajay  
Firm registration No : 009977N  
Chartered Accountants

Ajay Sachdeva  
Partner  
Membership No. : 084302

For and on behalf of the Board of Directors of  
**GRAPESHOT PROPBUILD PRIVATE LIMITED**

Anil Sharma  
Director  
DIN-02259287

Vivek Singh  
Director  
DIN-03466774

Place : New Delhi  
Date : 24 MAY 2017

**GRASSROOT PROMOTERS PRIVATE LIMITED**  
**CONSOLIDATED BALANCE SHEET AS AT 31 MARCH 2017**  
(Amount in Rupees, unless otherwise stated)

	Notes	As at 31 March 2017	As at 31 March 2016	As at 1 April 2015
<b>ASSETS</b>				
<b>Current assets</b>				
Inventories	4	1,64,66,89,077	1,64,66,89,077	1,64,66,89,077
Financial assets				
Cash and cash equivalents	5	14,709	25,620	17,311
Other current assets	6	-	-	-
<b>Total Assets</b>		<b>1,64,67,03,786</b>	<b>1,64,67,14,697</b>	<b>1,64,67,06,388</b>
<b>EQUITY AND LIABILITIES</b>				
<b>Equity</b>				
Equity share capital	7	1,00,000	1,00,000	1,00,000
Other equity	8			
Retained Earnings		(1,53,31,687)	(1,47,51,876)	(1,47,23,690)
<b>Total equity</b>		<b>(1,52,31,687)</b>	<b>(1,46,51,876)</b>	<b>(1,46,23,690)</b>
<b>LIABILITIES</b>				
<b>Current liabilities</b>				
Financial liabilities				
Trade payables	9	22,975	2,98,575	2,81,851
Other financial liabilities	10	-	-	1,60,229
Other current liabilities	11	1,66,19,12,498	1,66,10,67,998	1,66,08,87,998
<b>Total liabilities</b>		<b>1,66,19,35,473</b>	<b>1,66,13,66,573</b>	<b>1,66,13,30,079</b>
<b>Total Equity and Liabilities</b>		<b>1,64,67,03,786</b>	<b>1,64,67,14,697</b>	<b>1,64,67,06,388</b>

Summary of significant accounting policies 3

The accompanying notes are an integral part of the financial statements.

As per our report of even date

For Rajeev & Ajay  
Firm registration No : 009977N  
Chartered Accountants

Ajay Sachdeva  
Partner  
Membership No. : 084302

Place : New Delhi  
Date : 24 MAY 2017

For and on behalf of the Board of Directors of  
GRASSROOT PROMOTERS PRIVATE LIMITED

Anil Sharma  
Director  
DIN-02259287

Ashish Jerath  
Director  
DIN-02840618



**GRASSROOT PROMOTERS PRIVATE LIMITED**  
**CONSOLIDATED STATEMENT OF PROFIT AND LOSS FOR THE YEAR ENDED 31 MARCH 2017**  
(Amount in Rupees, unless otherwise stated)

Particulars	Notes	31 March 2017	31 March 2016
Other Income	12	800	-
<b>Total Income (I)</b>		<b>800</b>	<b>-</b>
<b>EXPENSES</b>			
Other expenses	13	5,79,806	27,753
Finance costs	14	805	433
<b>Total Expenses (II)</b>		<b>5,80,611</b>	<b>28,186</b>
<b>Profit/(Loss) before tax from continuing operations (I-II)</b>		<b>(5,79,811)</b>	<b>(28,186)</b>
<b>Tax expense:</b>			
Current Tax		-	-
<b>Profit/(Loss) for the year from continuing operations</b>		<b>(5,79,811)</b>	<b>(28,186)</b>
<b>Other Comprehensive Income</b>		<b>-</b>	<b>-</b>
<b>Total other comprehensive income for the year, net of tax</b>		<b>-</b>	<b>-</b>
<b>Total comprehensive income/(loss) for the year, net of tax</b>		<b>(5,79,811)</b>	<b>(28,186)</b>
Earnings per equity share (computed on the basis of profit/(loss) for the year):	15		
(1) Basic		(57.98)	(2.82)
(2) Diluted		(57.98)	(2.82)

Summary of significant accounting policies

3

The accompanying notes are an integral part of the financial statements.

As per our report of even date

For Rajeev & Ajay  
Firm registration No : 009977N  
Chartered Accountants

Ajay Sachdeva  
Partner  
Membership No. : 084302

For and on behalf of the Board of Directors of  
GRASSROOT PROMOTERS PRIVATE LIMITED

Anil Sharma  
Director  
DIN-02259287

Ashish Jerath  
Director  
DIN-02840618

Place : New Delhi

Date : 24 MAY 2017

**GRAVEL PROPBUILD PRIVATE LIMITED**  
**BALANCE SHEET AS AT 31 MARCH 2017**  
(Amount in Rupees, unless otherwise stated)

	Notes	As at 31 March 2017	As at 31 March 2016	As at 1 April 2015
<b>ASSETS</b>				
<b>Current assets</b>				
Inventories	4	50,713,424	50,713,424	50,713,424
Financial assets				
Cash and cash equivalents	5	5,161	5,565	7,200
Other financial assets	6	-	-	192,799
<b>Total Assets</b>		<b>50,718,585</b>	<b>50,718,989</b>	<b>50,913,423</b>
<b>EQUITY AND LIABILITIES</b>				
<b>Equity</b>				
Equity share capital	7	100,000	100,000	100,000
Other equity	8			
Retained Earnings		(242,483)	(235,054)	(226,927)
<b>Total equity</b>		<b>(142,483)</b>	<b>(135,054)</b>	<b>(126,927)</b>
<b>LIABILITIES</b>				
<b>Current liabilities</b>				
Financial liabilities				
Trade payables	9	5,750	5,725	6,233
Other current liabilities	10	50,855,318	50,848,318	51,034,117
<b>Total liabilities</b>		<b>50,861,068</b>	<b>50,854,043</b>	<b>51,040,350</b>
<b>Total Equity and Liabilities</b>		<b>50,718,585</b>	<b>50,718,989</b>	<b>50,913,423</b>

Summary of significant accounting policies 3

The accompanying notes are an integral part of the financial statements.

As per our report of even date

For Rajeev & Ajay  
Firm registration No : 009977N  
Chartered Accountants

Ajay Sachdeva  
Partner  
Membership No : 084302

For and on behalf of the Board of Directors of  
GRAVEL PROPBUILD PRIVATE LIMITED

Nirlipt Kumar Verma  
Director  
DIN-07120160

Ramesh Khulbe  
Director  
DIN-07109071

Place : New Delhi

Date : 24 MAY 2017

**GRAVEL PROPBUILD PRIVATE LIMITED**  
**STATEMENT OF PROFIT AND LOSS FOR THE YEAR ENDED 31 MARCH 2017**  
(Amount in Rupees, unless otherwise stated)

Particulars	Notes	31 March 2017	31 March 2016
<b>Total Income (I)</b>		-	-
<b>EXPENSES</b>			
Other expenses	11	7,314	8,061
Finance costs	12	115	66
<b>Total Expenses (II)</b>		<b>7,429</b>	<b>8,127</b>
<b>Profit/(Loss) before tax from continuing operations (I-II)</b>		<b>(7,429)</b>	<b>(8,127)</b>
<b>Tax expense:</b>			
Current Tax		-	-
<b>Profit/(Loss) for the year from continuing operations</b>		<b>(7,429)</b>	<b>(8,127)</b>
<b>Other Comprehensive Income</b>		-	-
<b>Total other comprehensive income for the year, net of tax</b>		-	-
<b>Total comprehensive income/(loss) for the year, net of tax</b>		<b>(7,429)</b>	<b>(8,127)</b>
Earnings per equity share (computed on the basis of profit/(loss) for the year):	13		
(1) Basic		(0.74)	(0.81)
(2) Diluted		(0.74)	(0.81)

Summary of significant accounting policies 3

The accompanying notes are an integral part of the financial statements.

As per our report of even date

For Rajeev & Ajay  
Firm registration No. : 009977N  
Chartered Accountants

Ajay Sachdeva  
Partner  
Membership No. : 084302

For and on behalf of the Board of Directors of  
**GRAVEL PROPBUILD PRIVATE LIMITED**

Nirlipt Kumar Verma  
Director  
DIN-07120160

Ramesh Khulbe  
Director  
DIN-07109071

Place : New Delhi

Date : 24 MAY 2017



**GREBE PROPBUILD PRIVATE LIMITED**  
**BALANCE SHEET AS AT 31 MARCH 2017**  
(Amount in Rupees, unless otherwise stated)

	Notes	As at 31 March 2017	As at 31 March 2016	As at 1 April 2015
<b>ASSETS</b>				
<b>Current assets</b>				
Inventories	4	4,74,23,885	4,74,23,885	4,74,23,885
Financial assets				
Cash and cash equivalents	5	17,311	25,403	7,255
<b>Total Assets</b>		<b>4,74,41,196</b>	<b>4,74,49,288</b>	<b>4,74,31,140</b>
<b>EQUITY AND LIABILITIES</b>				
<b>Equity</b>				
Equity share capital	6	1,00,000	1,00,000	1,00,000
Other equity	7			
Retained Earnings		(2,62,775)	(2,55,069)	(2,46,427)
<b>Total equity</b>		<b>(1,62,775)</b>	<b>(1,55,069)</b>	<b>(1,46,427)</b>
<b>LIABILITIES</b>				
<b>Current liabilities</b>				
Financial liabilities				
Trade payables	8	5,750	6,135	5,618
Other current liabilities	9	4,75,98,222	4,75,98,222	4,75,71,949
<b>Total liabilities</b>		<b>4,76,03,972</b>	<b>4,76,04,357</b>	<b>4,75,77,567</b>
<b>Total Equity and Liabilities</b>		<b>4,74,41,196</b>	<b>4,74,49,288</b>	<b>4,74,31,140</b>

Summary of significant accounting policies 3

The accompanying notes are an integral part of the financial statements.

As per our report of even date

For Rajeev & Ajay  
Firm registration No : 009977N  
Chartered Accountants

Ajay Sachdeva  
Partner  
Membership No. : 084302

For and on behalf of the Board of Directors of  
**GREBE PROPBUILD PRIVATE LIMITED**

Pankaj Kishore Chaturvedi  
Director  
DIN-07119298

Ravi Sinha  
Director  
DIN-00457329

Place : New Delhi

Date :

24 MAY 2017

**GREBE PROPBUILD PRIVATE LIMITED**  
**STATEMENT OF PROFIT AND LOSS FOR THE YEAR ENDED 31 MARCH 2017**  
(Amount in Rupees, unless otherwise stated)

Particulars	Notes	31 March 2017	31 March 2016
<b>Total Income (I)</b>		-	-
<b>EXPENSES</b>			
Other expenses	10	7,620	8,576
Finance costs	11	86	66
<b>Total Expenses (II)</b>		<b>7,706</b>	<b>8,642</b>
<b>Profit/(Loss) before tax from continuing operations (I-II)</b>		<b>(7,706)</b>	<b>(8,642)</b>
<b>Tax expense:</b>			
Current Tax		-	-
<b>Profit/(Loss) for the year from continuing operations</b>		<b>(7,706)</b>	<b>(8,642)</b>
<b>Other Comprehensive Income</b>		-	-
<b>Total other comprehensive income for the year, net of tax</b>		-	-
<b>Total comprehensive income/(loss) for the year, net of tax</b>		<b>(7,706)</b>	<b>(8,642)</b>
Earnings per equity share (computed on the basis of profit/(loss) for the year):	12		
(1) Basic		(0.77)	(0.86)
(2) Diluted		(0.77)	(0.86)

Summary of significant accounting policies

3

The accompanying notes are an integral part of the financial statements.

As per our report of even date

For Rajeev & Ajay  
Firm registration No : 009977N  
Chartered Accountants

Ajay Sachdeva  
Partner  
Membership No. : 084302

For and on behalf of the Board of Directors of  
GREBE PROPBUILD PRIVATE LIMITED

Pankaj Kishore Chaturvedi  
Director  
DIN-07119298

Ravi Sinha  
Director  
DIN-00457329

Place : New Delhi

Date :

24 MAY 2017

**GRIDDLE PROPBUILD PRIVATE LIMITED**  
**BALANCE SHEET AS AT 31 MARCH 2017**  
(Amount in Rupees, unless otherwise stated)

	Notes	As at 31 March 2017	As at 31 March 2016	As at 1 April 2015
<b>ASSETS</b>				
<b>Current assets</b>				
Inventories	4	46,704,748	46,704,748	46,704,748
Financial assets				
Cash and cash equivalents	5	9,364	17,691	6,332
<b>Total Assets</b>		<b>46,714,112</b>	<b>46,722,439</b>	<b>46,711,080</b>
<b>EQUITY AND LIABILITIES</b>				
<b>Equity</b>				
Equity share capital	6	100,000	100,000	100,000
Other equity	7			
Retained Earnings		(266,943)	(258,591)	(249,849)
<b>Total equity</b>		<b>(166,943)</b>	<b>(158,591)</b>	<b>(149,849)</b>
<b>LIABILITIES</b>				
<b>Current liabilities</b>				
Financial liabilities				
Trade payables	8	5,750	5,725	5,618
Other current liabilities	9	46,875,305	46,875,305	46,855,311
<b>Total liabilities</b>		<b>46,881,055</b>	<b>46,881,030</b>	<b>46,860,929</b>
<b>Total Equity and Liabilities</b>		<b>46,714,112</b>	<b>46,722,439</b>	<b>46,711,080</b>
<b>Summary of significant accounting policies</b>	3			

The accompanying notes are an integral part of the financial statements.

As per our report of even date

For Rajeev & Ajay  
Firm registration No: 009977N  
Chartered Accountants

Ajay Sachdeva  
Partner  
Membership No: 084302



For and on behalf of the Board of Directors of  
GRIDDLE PROPBUILD PRIVATE LIMITED

Pankaj Kishore Chaturvedi  
Director  
DIN-07119298

Chandra Shekher Joshi  
Director  
DIN-07099624

Place : New Delhi

Date : 24 MAY 2017



**GRIDDLE PROPBUILD PRIVATE LIMITED**  
**STATEMENT OF PROFIT AND LOSS FOR THE YEAR ENDED 31 MARCH 2017**  
(Amount in Rupees, unless otherwise stated)

Particulars	Notes	31 March 2017	31 March 2016
<b>Total Income (I)</b>		-	-
<b>EXPENSES</b>			
Other expenses	10	8,237	8,676
Finance costs	11	115	66
<b>Total Expenses (II)</b>		<u>8,352</u>	<u>8,742</u>
<b>Profit/(Loss) before tax from continuing operations (I-II)</b>		<u>(8,352)</u>	<u>(8,742)</u>
<b>Tax expense:</b>			
Current Tax		-	-
<b>Profit/(Loss) for the year from continuing operations</b>		<u>(8,352)</u>	<u>(8,742)</u>
<b>Other Comprehensive Income</b>		-	-
<b>Total other comprehensive income for the year, net of tax</b>		<u>-</u>	<u>-</u>
<b>Total comprehensive income/(loss) for the year, net of tax</b>		<u>(8,352)</u>	<u>(8,742)</u>
<b>Earnings per equity share (computed on the basis of profit/(loss) for the year):</b>	12		
(1) Basic		(0.84)	(0.87)
(2) Diluted		(0.84)	(0.87)

Summary of significant accounting policies 3

The accompanying notes are an integral part of the financial statements.

As per our report of even date

For Rajeev & Ajay  
Firm registration No : 009977N  
Chartered Accountants

Ajay Sachdeva  
Partner  
Membership No. : 084302

For and on behalf of the Board of Directors of  
GRIDDLE PROPBUILD PRIVATE LIMITED

Pankaj Kishore Chaturvedi  
Director  
DIN-07119298

Chandra Shekher Joshi  
Director  
DIN-07099624

Place : New Delhi  
Date : 24 MAY 2017

**GROG PROPBUILD PRIVATE LIMITED**  
**BALANCE SHEET AS AT 31 MARCH 2017**  
(Amount in Rupees, unless otherwise stated)

	Notes	As at 31 March 2017	As at 31 March 2016	As at 1 April 2015
<b>ASSETS</b>				
<b>Current assets</b>				
Inventories	4	50,296,785	50,296,785	55,049,285
Financial assets				
Cash and cash equivalents	5	12,137	106,848	7,255
Other financial assets	6	2,182	6,005,474	6,005,474
<b>Total Assets</b>		<b>50,311,104</b>	<b>56,409,107</b>	<b>61,062,014</b>
<b>EQUITY AND LIABILITIES</b>				
<b>Equity</b>				
Equity share capital	7	100,000	100,000	100,000
Other equity	8			
Retained Earnings		(264,669)	(256,933)	(249,419)
<b>Total equity</b>		<b>(164,669)</b>	<b>(156,933)</b>	<b>(149,419)</b>
<b>LIABILITIES</b>				
<b>Current liabilities</b>				
Financial liabilities				
Trade payables	9	5,750	5,725	5,618
Other current liabilities	10	50,470,023	56,560,315	61,205,815
<b>Total liabilities</b>		<b>50,475,773</b>	<b>56,566,040</b>	<b>61,211,433</b>
<b>Total Equity and Liabilities</b>		<b>50,311,104</b>	<b>56,409,107</b>	<b>61,062,014</b>
<b>Summary of significant accounting policies</b>	3			

The accompanying notes are an integral part of the financial statements.

As per our report of even date

For Rajeev & Ajay  
Firm registration No : 009977N  
Chartered Accountants

Ajay Sachdeva  
Partner  
Membership No. : 084302

For and on behalf of the Board of Directors of  
**GROG PROPBUILD PRIVATE LIMITED**

Braj Kishore Sharma  
Director  
DIN-06545291

Amitesh Mishra  
Director  
DIN-06549028

Place : New Delhi

Date :

24 MAY 2017

**GROG PROPBUILD PRIVATE LIMITED**  
**STATEMENT OF PROFIT AND LOSS FOR THE YEAR ENDED 31 MARCH 2017**  
(Amount in Rupees, unless otherwise stated)

Particulars	Notes	31 March 2017	31 March 2016
<b>Total Income (I)</b>		-	-
<b>EXPENSES</b>			
Other expenses	11	7,621	7,448
Finance costs	12	115	66
<b>Total Expenses (II)</b>		<b>7,736</b>	<b>7,514</b>
<b>Profit/(Loss) before tax from continuing operations (I-II)</b>		<b>(7,736)</b>	<b>(7,514)</b>
<b>Tax expense:</b>			
Current Tax		-	-
<b>Profit/(Loss) for the year from continuing operations</b>		<b>(7,736)</b>	<b>(7,514)</b>
<b>Other Comprehensive Income</b>		-	-
<b>Total other comprehensive income for the year, net of tax</b>		-	-
<b>Total comprehensive income/(loss) for the year, net of tax</b>		<b>(7,736)</b>	<b>(7,514)</b>
<b>Earnings per equity share (computed on the basis of profit/(loss) for the year):</b>	<b>13</b>		
(1) Basic		(0.77)	(0.75)
(2) Diluted		(0.77)	(0.75)

Summary of significant accounting policies 3

The accompanying notes are an integral part of the financial statements.

As per our report of even date

For Rajeev & Ajay  
Firm registration No : 009977N  
Chartered Accountants

Ajay Sachdeva  
Partner  
Membership No. : 084302

For and on behalf of the Board of Directors of  
**GROG PROPBUILD PRIVATE LIMITED**

Braj Kishore Sharma  
Director  
DIN-06545291

Amitesh Mishra  
Director  
DIN-06549028

Place : New Delhi

Date : 24 MAY 2017



**GROVE PROPBUILD PRIVATE LIMITED**  
**BALANCE SHEET AS AT 31 MARCH 2017**  
(Amount in Rupees, unless otherwise stated)

	Notes	As at 31 March 2017	As at 31 March 2016	As at 1 April 2015
<b>ASSETS</b>				
<b>Current assets</b>				
Inventories	4	22,808,156	22,808,156	22,808,156
Financial assets				
Cash and cash equivalents	5	13,471	3,052	7,855
Other financial assets	6	19,267,510	6,646,716	23,597,034
<b>Total Assets</b>		<b>42,089,137</b>	<b>29,457,924</b>	<b>46,413,045</b>
<b>EQUITY AND LIABILITIES</b>				
<b>Equity</b>				
Equity share capital	7	200,000	200,000	200,000
Other equity	8	29,244,593	29,252,199	29,260,769
<b>Total equity</b>		<b>29,444,593</b>	<b>29,452,199</b>	<b>29,460,769</b>
<b>LIABILITIES</b>				
<b>Current liabilities</b>				
Financial liabilities				
Trade payables	9	5,750	5,725	37,118
Other current liabilities	10	12,638,794	-	16,915,158
<b>Total liabilities</b>		<b>12,644,544</b>	<b>5,725</b>	<b>16,952,276</b>
<b>Total Equity and Liabilities</b>		<b>42,089,137</b>	<b>29,457,924</b>	<b>46,413,045</b>

Summary of significant accounting policies 3

The accompanying notes are an integral part of the financial statements.

As per our report of even date

For Rajeev & Ajay  
Firm registration No : 009977N  
Chartered Accountants

  
Ajay Sachdeva  
Partner  
Membership No. : 084302

For and on behalf of the Board of Directors of  
GROVE PROPBUILD PRIVATE LIMITED

  
Anil Sharma  
Director  
DIN-02259287

  
Ashish Jerath  
Director  
DIN-02840618

Place : New Delhi

Date : 24 MAY 2017

**GROVE PROPBUILD PRIVATE LIMITED**  
**STATEMENT OF PROFIT AND LOSS FOR THE YEAR ENDED 31 MARCH 2017**  
(Amount in Rupees, unless otherwise stated)

Particulars	Notes	31 March 2017	31 March 2016
<b>Total Income (I)</b>		-	-
<b>EXPENSES</b>			
Other expenses	11	6,801	7,754
Finance costs	12	805	816
<b>Total Expenses (II)</b>		7,606	8,570
<b>Profit/(Loss) before tax from continuing operations (I-II)</b>		(7,606)	(8,570)
<b>Tax expense:</b>			
Current Tax		-	-
<b>Profit/(Loss) for the year from continuing operations</b>		(7,606)	(8,570)
<b>Other Comprehensive Income</b>		-	-
<b>Total other comprehensive income for the year, net of tax</b>		-	-
<b>Total comprehensive income/(loss) for the year, net of tax</b>		(7,606)	(8,570)
<b>Earnings per equity share (computed on the basis of profit/(loss) for the year):</b>	13		
(1) Basic		(0.38)	(0.43)
(2) Diluted		(0.38)	(0.43)

**Summary of significant accounting policies** 3

The accompanying notes are an integral part of the financial statements.


As per our report of even date

For Rajeev & Ajay  
Firm registration No : 009977N  
Chartered Accountants

  
Ajay Sachdeva  
Partner  
Membership No. : 084302

For and on behalf of the Board of Directors of  
**GROVE PROPBUILD PRIVATE LIMITED**

  
Anil Sharma  
Director  
DIN-02259287

  
Ashish Jerath  
Director  
DIN-02840618

Place : New Delhi

Date : 24 MAY 2017

**GRUNGE PROPBUILD PRIVATE LIMITED**  
**BALANCE SHEET AS AT 31 MARCH 2017**  
(Amount in Rupees, unless otherwise stated)

	Notes	As at 31 March 2017	As at 31 March 2016	As at 1 April 2015
<b>ASSETS</b>				
<b>Current assets</b>				
Inventories	4	6,75,67,837	6,75,67,837	6,75,67,837
Financial assets				
Cash and cash equivalents	5	6,243	13,032	20,542
Other financial assets	6	10,07,36,495	2,50,26,166	2,50,26,166
<b>Total Assets</b>		<b>16,83,10,575</b>	<b>9,26,07,035</b>	<b>9,26,14,545</b>
<b>EQUITY AND LIABILITIES</b>				
<b>Equity</b>				
Equity share capital	7	2,00,000	2,00,000	2,00,000
Other equity	8	8,77,58,635	8,77,65,449	8,77,73,065
<b>Total equity</b>		<b>8,79,58,635</b>	<b>8,79,65,449</b>	<b>8,79,73,065</b>
<b>LIABILITIES</b>				
<b>Current liabilities</b>				
Financial liabilities				
Trade payables	9	5,750	5,725	5,618
Other current liabilities	10	8,03,46,190	46,35,861	46,35,861
<b>Total liabilities</b>		<b>8,03,51,940</b>	<b>46,41,586</b>	<b>46,41,479</b>
<b>Total Equity and Liabilities</b>		<b>16,83,10,575</b>	<b>9,26,07,035</b>	<b>9,26,14,545</b>

**Summary of significant accounting policies**

3

The accompanying notes are an integral part of the financial statements.

As per our report of even date

For Rajeev & Ajay  
Firm registration No : 009977N  
Chartered Accountants

Ajay Sachdeva  
Partner  
Membership No. : 084302

Place : New Delhi

Date : 24 MAY 2017

For and on behalf of the Board of Directors of  
GRUNGE PROPBUILD PRIVATE LIMITED

Anil Sharma  
Director  
DIN-02259287

Vivek Singh  
Director  
DIN-03466774



**GRUNGE PROPBUILD PRIVATE LIMITED**  
**STATEMENT OF PROFIT AND LOSS FOR THE YEAR ENDED 31 MARCH 2017**  
(Amount in Rupees, unless otherwise stated)

Particulars	Notes	31 March 2017	31 March 2016
<b>Total Income (I)</b>		-	-
<b>EXPENSES</b>			
Other expenses	11	6,699	7,550
Finance costs	12	115	66
<b>Total Expenses (II)</b>		6,814	7,616
<b>Profit/(Loss) before tax from continuing operations (I-II)</b>		(6,814)	(7,616)
<b>Tax expense:</b>			
Current Tax		-	-
<b>Profit/(Loss) for the year from continuing operations</b>		(6,814)	(7,616)
<b>Other Comprehensive Income</b>		-	-
<b>Total other comprehensive income for the year, net of tax</b>		-	-
<b>Total comprehensive income/(loss) for the year, net of tax</b>		(6,814)	(7,616)
<b>Earnings per equity share (computed on the basis of profit/(loss) for the year):</b>	13		
(1) Basic		(0.34)	(0.38)
(2) Diluted		(0.34)	(0.38)

Summary of significant accounting policies 3

The accompanying notes are an integral part of the financial statements.

As per our report of even date

For Rajeev & Ajay  
Firm registration No : 009977N  
Chartered Accountants

Ajay Sachdeva  
Partner  
Membership No. : 084302

For and on behalf of the Board of Directors of  
GRUNGE PROPBUILD PRIVATE LIMITED

Anil Sharma  
Director  
DIN-02259287

Vivek Singh  
Director  
DIN-03466774

Place : New Delhi

Date : 24 MAY 2017

**GUFFAW PROPBUILD PRIVATE LIMITED**  
**BALANCE SHEET AS AT 31 MARCH 2017**  
(Amount in Rupees, unless otherwise stated)

	Notes	As at 31 March 2017	As at 31 March 2016	As at 1 April 2015
<b>ASSETS</b>				
<b>Current assets</b>				
Inventories	4	39,852,068	39,852,068	39,852,068
Financial assets				
Cash and cash equivalents	5	4,248	108,960	6,947
<b>Total Assets</b>		<b>39,856,316</b>	<b>39,961,028</b>	<b>39,859,015</b>
<b>EQUITY AND LIABILITIES</b>				
<b>Equity</b>				
Equity share capital	6	100,000	100,000	100,000
Other equity	7			
Retained Earnings		(312,179)	(304,442)	(297,135)
<b>Total equity</b>		<b>(212,179)</b>	<b>(204,442)</b>	<b>(197,135)</b>
<b>LIABILITIES</b>				
<b>Current liabilities</b>				
Financial liabilities				
Trade payables	8	5,750	5,725	5,618
Other current liabilities	9	40,062,745	40,159,745	40,050,532
<b>Total liabilities</b>		<b>40,068,495</b>	<b>40,165,470</b>	<b>40,056,150</b>
<b>Total Equity and Liabilities</b>		<b>39,856,316</b>	<b>39,961,028</b>	<b>39,859,015</b>
<b>Summary of significant accounting policies</b>	3			

The accompanying notes are an integral part of the financial statements.

As per our report of even date

For Rajeev & Ajay  
Firm registration No : 009977N  
Chartered Accountants

Ajay Sachdeva  
Partner  
Membership No. : 084302

For and on behalf of the Board of Directors of  
GUFFAW PROPBUILD PRIVATE LIMITED

Satish Kumar Goyal  
Director  
DIN-06520570

Amitesh Mishra  
Director  
DIN-06549028

Place : New Delhi

Date :

24 MAY 2017

**GUFFAW PROPBUILD PRIVATE LIMITED**  
**STATEMENT OF PROFIT AND LOSS FOR THE YEAR ENDED 31 MARCH 2017**  
(Amount in Rupees, unless otherwise stated)

Particulars	Notes	31 March 2017	31 March 2016
<b>Total Income (I)</b>		-	-
<b>EXPENSES</b>			
Other expenses	10	7,622	7,241
Finance costs	11	115	66
<b>Total Expenses (II)</b>		<u>7,737</u>	<u>7,307</u>
<b>Profit/(Loss) before tax from continuing operations (I-II)</b>		<u>(7,737)</u>	<u>(7,307)</u>
<b>Tax expense:</b>			
Current Tax		-	-
<b>Profit/(Loss) for the year from continuing operations</b>		<u>(7,737)</u>	<u>(7,307)</u>
<b>Other Comprehensive Income</b>		-	-
<b>Total other comprehensive income for the year, net of tax</b>		<u>-</u>	<u>-</u>
<b>Total comprehensive income/(loss) for the year, net of tax</b>		<u>(7,737)</u>	<u>(7,307)</u>
Earnings per equity share (computed on the basis of profit/(loss) for the year):	12		
(1) Basic		(0.77)	(0.73)
(2) Diluted		(0.77)	(0.73)
<b>Summary of significant accounting policies</b>	3		

The accompanying notes are an integral part of the financial statements.

As per our report of even date

For Rajeev & Ajay  
Firm registration No.: 009977N  
Chartered Accountants

Ajay Sachdeva  
Partner  
Membership No.: 084302



For and on behalf of the Board of Directors of  
GUFFAW PROPBUILD PRIVATE LIMITED

Satish Kumar Goyal  
Director  
DIN-06520570

Amitesh Mishra  
Director  
DIN-06549028

Place : New Delhi

Date :

26 MAY 2017



**GULL PROPBUILD PRIVATE LIMITED**  
**BALANCE SHEET AS AT 31 MARCH 2017**  
(Amount in Rupees, unless otherwise stated)

	Notes	As at 31 March 2017	As at 31 March 2016	As at 1 April 2015
<b>ASSETS</b>				
<b>Current assets</b>				
Inventories	4	1,12,84,250	1,12,84,250	1,12,84,250
Financial assets				
Cash and cash equivalents	5	873	5,891	5,716
<b>Total Assets</b>		<b>1,12,85,123</b>	<b>1,12,90,141</b>	<b>1,12,89,966</b>
<b>EQUITY AND LIABILITIES</b>				
<b>Equity</b>				
Equity share capital	6	1,00,000	1,00,000	1,00,000
Other equity	7			
Retained Earnings		(1,92,627)	(1,85,199)	(1,76,764)
<b>Total equity</b>		<b>(92,627)</b>	<b>(85,199)</b>	<b>(76,764)</b>
<b>LIABILITIES</b>				
<b>Current liabilities</b>				
Financial liabilities				
Trade payables	8	5,750	6,340	5,618
Other current liabilities	9	1,13,72,000	1,13,69,000	1,13,61,112
Provisions	10	-	-	-
<b>Total liabilities</b>		<b>1,13,77,750</b>	<b>1,13,75,340</b>	<b>1,13,66,730</b>
<b>Total Equity and Liabilities</b>		<b>1,12,85,123</b>	<b>1,12,90,141</b>	<b>1,12,89,966</b>

Summary of significant accounting policies 3

The accompanying notes are an integral part of the financial statements.

As per our report of even date

For Rajeev & Ajay  
Firm registration No : 009977N  
Chartered Accountants

Ajay Sachdeva  
Partner  
Membership No. : 084302



For and on behalf of the Board of Directors of  
GULL PROPBUILD PRIVATE LIMITED

Neeraj Kumar  
Director  
DIN-06874763

Khaliquz Zaman  
Director  
DIN-06849826

Place : New Delhi  
Date : 24 MAY 2017

**GULL PROPBUILD PRIVATE LIMITED**  
**STATEMENT OF PROFIT AND LOSS FOR THE YEAR ENDED 31 MARCH 2017**  
(Amount in Rupees, unless otherwise stated)

Particulars	Notes	31 March 2017	31 March 2016
<b>Total Income (I)</b>		-	-
<b>EXPENSES</b>			
Other expenses	11	7,313	8,165
Finance costs	12	115	270
<b>Total Expenses (II)</b>		7,428	8,435
<b>Profit/(Loss) before tax from continuing operations (I-II)</b>		(7,428)	(8,435)
<b>Tax expense:</b>			
Current Tax		-	-
<b>Profit/(Loss) for the year from continuing operations</b>		(7,428)	(8,435)
<b>Other Comprehensive Income</b>		-	-
<b>Total other comprehensive income for the year, net of tax</b>		-	-
<b>Total comprehensive income/(loss) for the year, net of tax</b>		(7,428)	(8,435)
<b>Earnings per equity share (computed on the basis of profit/(loss) for the year):</b>	13		
(1) Basic		(0.74)	(0.84)
(2) Diluted		(0.74)	(0.84)

Summary of significant accounting policies 3

The accompanying notes are an integral part of the financial statements.

As per our report of even date

For Rajeev & Ajay  
Firm registration No : 009977N  
Chartered Accountants

Ajay Sachdeva  
Partner

Membership No. : 084302



For and on behalf of the Board of Directors of  
**GULL PROPBUILD PRIVATE LIMITED**

Neeraj Kuman  
Director  
DIN-06874763

Khaliquz Zaman  
Director  
DIN-06849826

Place : New Delhi

Date : 24 MAY 2017

**GURKUL PROMOTERS PRIVATE LIMITED**  
**BALANCE SHEET AS AT 31 MARCH 2017**  
(Amount in Rupees, unless otherwise stated)

	Notes	As at 31 March 2017	As at 31 March 2016	As at 1 April 2015
<b>ASSETS</b>				
<b>Current assets</b>				
Inventories	4	19,85,08,220	19,85,08,220	19,85,08,220
Financial assets				
Cash and cash equivalents	5	11,493	18,998	7,843
<b>Total Assets</b>		<b>19,85,19,713</b>	<b>19,85,27,218</b>	<b>19,85,16,063</b>
<b>EQUITY AND LIABILITIES</b>				
<b>Equity</b>				
Equity share capital	6	1,00,000	1,00,000	1,00,000
Other equity	7			
Retained Earnings		(7,59,557)	(7,52,027)	(7,43,075)
<b>Total equity</b>		<b>(6,59,557)</b>	<b>(6,52,027)</b>	<b>(6,43,075)</b>
<b>LIABILITIES</b>				
<b>Current liabilities</b>				
Financial liabilities				
Trade payables	8	5,750	5,725	5,618
Other current liabilities	9	19,91,73,519	19,91,73,519	19,91,53,519
<b>Total liabilities</b>		<b>19,91,79,269</b>	<b>19,91,79,244</b>	<b>19,91,59,137</b>
<b>Total Equity and Liabilities</b>		<b>19,85,19,713</b>	<b>19,85,27,218</b>	<b>19,85,16,063</b>
Summary of significant accounting policies	3			

The accompanying notes are an integral part of the financial statements.

As per our report of even date

For MNV & CO.  
Firm Reg. No.: 023682N  
Chartered Accountants

Vikrant Suri  
Partner  
Membership No.: 505887

Place : New Delhi

Date : 24 MAY 2017

For and on behalf of the Board of Directors of  
**GURKUL PROMOTERS PRIVATE LIMITED**

Chandra Shekher Joshi  
Director  
DIN- 07099624

Ramresh Khulbe  
Director  
DIN- 07109071

New Delhi  
24 MAY 2017

New Delhi  
24 MAY 2017



**GURKUL PROMOTERS PRIVATE LIMITED**  
**STATEMENT OF PROFIT AND LOSS FOR THE YEAR ENDED 31 MARCH 2017**  
(Amount in Rupees, unless otherwise stated)

Particulars	Notes	31 March 2017	31 March 2016
Total Income (I)		-	-
<b>EXPENSES</b>			
Other expenses	10	7,415	8,883
Finance costs	11	115	69
<b>Total Expenses (II)</b>		<b>7,530</b>	<b>8,952</b>
<b>Profit/(Loss) before tax from operations (I-II)</b>		<b>(7,530)</b>	<b>(8,952)</b>
Tax expense:			
Current Tax		-	-
<b>Profit/(Loss) for the year from operations</b>		<b>(7,530)</b>	<b>(8,952)</b>
<b>Other Comprehensive Income</b>			
Total other comprehensive income for the year, net of tax		-	-
<b>Total comprehensive income/(loss) for the year, net of tax</b>		<b>(7,530)</b>	<b>(8,952)</b>
Earnings per equity share (computed on the basis of profit/(loss) for the year):	12		
(1) Basic		(0.75)	(0.90)
(2) Diluted		(0.75)	(0.90)

Summary of significant accounting policies 3

The accompanying notes are an integral part of the financial statements.

As per our report of even date

For MNV & CO.  
Firm Reg. No.: 023682N  
Chartered Accountants

Vikram Sudi  
Partner  
Membership No.: 505887

Place : New Delhi

Date : 24 MAY 2017

For and on behalf of the Board of Directors of  
**GURKUL PROMOTERS PRIVATE LIMITED**

Chandra Shekher Joshi  
Director  
DIN- 07099624

New Delhi  
24 MAY 2017

Ramesh Khulbe  
Director  
DIN- 07109071

New Delhi  
124 MAY 2017

Guru Rakha Projects Private Limited  
BALANCE SHEET AS AT 31 MARCH 2017  
(Amount in Rupees, unless otherwise stated)

	Notes	As at 31 March 2017	As at 31 March 2016	As at 1 April 2015
<b>ASSETS</b>				
<b>Current assets</b>				
Financial assets				
Cash and cash equivalents	4	653,027	17,695	15,984
Other financial assets	5	-	10,020	-
Other current assets	6	-	1,235,000	1,904,600
<b>Total Assets</b>		<b>653,027</b>	<b>1,262,715</b>	<b>1,920,584</b>
<b>EQUITY AND LIABILITIES</b>				
<b>Equity</b>				
Equity share capital	7	150,000	150,000	150,000
Other equity	8			
Retained earnings		(365,332)	(328,956)	(444,361)
<b>Total equity</b>		<b>(215,332)</b>	<b>(178,956)</b>	<b>(294,361)</b>
<b>LIABILITIES</b>				
<b>Current liabilities</b>				
Financial liabilities				
Trade payables	9	33,770	179,119	26,118
Other current liabilities	10	834,589	1,262,552	2,188,827
<b>Total liabilities</b>		<b>868,359</b>	<b>1,441,671</b>	<b>2,214,945</b>
<b>Total Equity and Liabilities</b>		<b>653,027</b>	<b>1,262,715</b>	<b>1,920,584</b>

Summary of significant accounting policies

3

The accompanying notes are an integral part of the financial statements.

As per our report of even date

For MNV & CO.  
Firm Reg. No. 123692N  
Chartered Accountants

Vikram Suri  
Partner  
Membership No. 505887

For and on behalf of the Board of Directors of  
Guru Rakha Projects Private Limited

Khalique Zaman  
Director  
DIN-06849826

Pankaj Sharma  
Director  
DIN-07034894

Place : New Delhi

Date : 24<sup>th</sup> May 2017

Pr

Guru Rakha Projects Private Limited  
STATEMENT OF PROFIT AND LOSS FOR THE YEAR ENDED 31 MARCH 2017  
(Amount in Rupees, unless otherwise stated)

Particulars	Notes	31 March 2017	31 March 2016
Revenue from operations	11	15,567	63,238
Other income	12	-	157,612
<b>Total Income (I)</b>		<b>15,567</b>	<b>220,850</b>
<b>EXPENSES</b>			
Other expenses	13	51,828	105,329
Finance costs	14	115	116
<b>Total Expenses (II)</b>		<b>51,943</b>	<b>105,445</b>
<b>Profit(Loss) before tax from operations (I-II)</b>		<b>(36,376)</b>	<b>115,405</b>
<b>Tax expense:</b>			
Current tax		-	-
<b>Profit(Loss) for the year from operations</b>		<b>(36,376)</b>	<b>115,405</b>
Other comprehensive income/(loss)		-	-
<b>Total other comprehensive income/(loss) for the year, net of tax</b>		<b>-</b>	<b>-</b>
<b>Total comprehensive income/(loss) for the year, net of tax</b>		<b>(36,376)</b>	<b>115,405</b>
Earnings per equity share (computed on the basis of profit/(loss) for the year):	15		
(1) Basic		(2.43)	7.69
(2) Diluted		(2.43)	7.69

Summary of significant accounting policies

3

The accompanying notes are an integral part of the financial statements.

As per our report of even date

For MNV & CO.

Firm Reg. No. 3023682N

Chartered Accountants

Vikrant Suri

Partner

Membership No.: 505887



For and on behalf of the Board of Directors of  
Guru Rakha Projects Private Limited

Khaliquz Zaman  
Director  
DIN-06849826

Pankaj Sharma  
Director  
DIN-07034894

Place : New Delhi

Date : 24<sup>th</sup> May 2017



**GYAN JYOTI ESTATES PRIVATE LIMITED**  
**BALANCE SHEET AS AT 31 MARCH 2017**  
(Amount in Rupees, unless otherwise stated)

	Notes	As at 31 March 2017	As at 31 March 2016	As at 1 April 2015
<b>ASSETS</b>				
<b>Current assets</b>				
Inventories	4	319,200,643	319,200,643	319,200,643
Financial assets				
Cash and cash equivalents	5	11,681	17,540	89,974
Other financial assets	6	18,248,561	25,079,610	45,068,011
Other current assets	7	2,315	-	905,306
<b>Total Assets</b>		<b>337,463,200</b>	<b>344,297,793</b>	<b>365,263,934</b>
<b>EQUITY AND LIABILITIES</b>				
<b>Equity</b>				
Equity share capital	8	100,000	100,000	100,000
Other equity	9			
Retained Earnings		1,699,101	1,709,173	124,763
<b>Total equity</b>		<b>1,799,101</b>	<b>1,809,173</b>	<b>224,763</b>
<b>LIABILITIES</b>				
<b>Current liabilities</b>				
Financial liabilities				
Trade payables	10	7,107,642	20,701,945	17,913,534
Other current liabilities	11	328,556,457	321,784,830	347,125,637
Provisions	12	-	1,845	-
<b>Total liabilities</b>		<b>335,664,099</b>	<b>342,488,620</b>	<b>365,039,171</b>
<b>Total Equity and Liabilities</b>		<b>337,463,200</b>	<b>344,297,793</b>	<b>365,263,934</b>

Summary of significant accounting policies 3

The accompanying notes are an integral part of the financial statements.

As per our report of even date

For Rajeev & Ajay  
Firm registration No: 009977N  
Chartered Accountants

Ajay Sachdeva  
Partner  
Membership No: 084302

Place : New Delhi  
Date :

24 MAY 2017

For and on behalf of the Board of Directors of  
GYAN JYOTI ESTATES PRIVATE LIMITED

Mukesh Kumar Gupta  
Director  
DIN-02354428

Amitabh Chaudhuri  
Director  
Din-03068961

**GYAN JYOTI ESTATES PRIVATE LIMITED**  
**STATEMENT OF PROFIT AND LOSS FOR THE YEAR ENDED 31 MARCH 2017**  
(Amount in Rupees, unless otherwise stated)

Particulars	Notes	31 March 2017	31 March 2016
Other Income	13	600	1,607,394
<b>Total Income (I)</b>		<b>600</b>	<b>1,607,394</b>
<b>EXPENSES</b>			
Other expenses	14	10,558	18,744
Finance costs	15	114	85
<b>Total Expenses (II)</b>		<b>10,672</b>	<b>18,829</b>
<b>Profit/(Loss) before tax from continuing operations (I-II)</b>		<b>(10,072)</b>	<b>1,588,565</b>
<b>Tax expense:</b>			
Current Tax		-	4,155
<b>Profit/(Loss) for the year from continuing operations</b>		<b>(10,072)</b>	<b>1,584,410</b>
<b>Other Comprehensive Income</b>		-	-
<b>Total other comprehensive income for the year, net of tax</b>		-	-
<b>Total comprehensive income/(loss) for the year, net of tax</b>		<b>(10,072)</b>	<b>1,584,410</b>
Earnings per equity share (computed on the basis of profit/(loss) for the year):	16		
(1) Basic		(1.01)	158.44
(2) Diluted		(1.01)	158.44
<b>Summary of significant accounting policies</b>	3		


The accompanying notes are an integral part of the financial statements.


As per our report of even date

For Rajeev & Ajay  
Firm registration No : 009977N  
Chartered Accountants

Ajay Sachdeva  
Partner  
Membership No. : 084302

For and on behalf of the Board of Directors of  
GYAN JYOTI ESTATES PRIVATE LIMITED

  
Mukesh Kumar Gupta  
Director  
DIN-02354428

  
Amitabh Chaudhuri  
Director  
Din-03068961

Place : New Delhi  
Date : 24 MAY 2017

**GYAN KUNJ ESTATES PRIVATE LIMITED**  
**BALANCE SHEET AS AT 31 MARCH 2017**  
(Amount in Rupees, unless otherwise stated)

	Notes	As at 31 March 2017	As at 31 March 2016	As at 1 April 2015
<b>ASSETS</b>				
<b>Current assets</b>				
Inventories	4	5,40,15,458	5,40,15,458	5,47,12,213
Financial assets				
Cash and cash equivalents	5	11,539	2,040	9,943
Other financial assets	6	3,27,880	3,27,880	3,27,880
Other current assets	7	1,320	-	7,401
<b>Total Assets</b>		<b>5,43,56,197</b>	<b>5,43,45,378</b>	<b>5,50,57,437</b>
<b>EQUITY AND LIABILITIES</b>				
<b>Equity</b>				
Equity share capital	8	1,00,000	1,00,000	1,00,000
Other equity	9			
Retained Earnings		(87,595)	(79,069)	(63,658)
<b>Total equity</b>		<b>12,405</b>	<b>20,931</b>	<b>36,342</b>
<b>LIABILITIES</b>				
<b>Current liabilities</b>				
Financial liabilities				
Trade payables	10	5,750	5,725	5,618
Other current liabilities	11	5,43,38,042	5,43,18,722	5,50,15,477
<b>Total liabilities</b>		<b>5,43,43,792</b>	<b>5,43,24,447</b>	<b>5,50,21,095</b>
<b>Total Equity and Liabilities</b>		<b>5,43,56,197</b>	<b>5,43,45,378</b>	<b>5,50,57,437</b>
<b>Summary of significant accounting policies</b>	3			

The accompanying notes are an integral part of the financial statements.

As per our report of even date

For Rajeev & Ajay  
Firm registration No. 1-009977N  
Chartered Accountants

Ajay Sachdeva  
Partner  
Membership No. : 084302

Place : New Delhi  
Date :

24 MAY 2017

For and on behalf of the Board of Directors of  
GYAN KUNJ ESTATES PRIVATE LIMITED

Chandeep Kumar  
Director  
DIN-06617028

Om Dutt  
Director  
DIN-02548994



**GYAN KUNJ ESTATES PRIVATE LIMITED**  
**STATEMENT OF PROFIT AND LOSS FOR THE YEAR ENDED 31 MARCH 2017**  
(Amount in Rupees, unless otherwise stated)

Particulars	Notes	31 March 2017	31 March 2016
<b>Total Income (I)</b>		-	-
<b>EXPENSES</b>			
Other expenses	12	8,440	15,361
Finance costs	13	86	50
<b>Total Expenses (II)</b>		8,526	15,411
<b>Profit/(Loss) before tax from continuing operations (I-II)</b>		(8,526)	(15,411)
<b>Tax expense:</b>			
Current Tax		-	-
<b>Profit/(Loss) for the year from continuing operations</b>		(8,526)	(15,411)
<b>Other Comprehensive Income</b>		-	-
<b>Total other comprehensive income for the year, net of tax</b>		-	-
<b>Total comprehensive income/(loss) for the year, net of tax</b>		(8,526)	(15,411)
<b>Earnings per equity share (computed on the basis of profit/(loss) for the year):</b>	14		
(1) Basic		(0.85)	(1.54)
(2) Diluted		(0.85)	(1.54)

**Summary of significant accounting policies** 3

The accompanying notes are an integral part of the financial statements.

As per our report of even date

For Rajeev & Ajay  
Firm registration No: 009977N  
Chartered Accountants



Ajay Sachdeva  
Partner  
Membership No: 054302

For and on behalf of the Board of Directors of  
GYAN KUNJ ESTATES PRIVATE LIMITED

*Gangra*  
Chandeep Kumar  
Director  
DIN-06617028

*Om Dutt*  
Om Dutt  
Director  
DIN-02548994

Place : New Delhi

Date :

24 MAY 2017

**Gyankunj Constructions Private Limited**  
**BALANCE SHEET AS AT 31 MARCH 2017**  
(Amount in Rupees, unless otherwise stated)

	Notes	As at 31 March 2017	As at 31 March 2016	As at 1 April 2015
<b>ASSETS</b>				
<b>Non-current assets</b>				
Financial Assets				
Investments	4	100,000	100,000	100,000
<b>Total non-current assets</b>		<b>100,000</b>	<b>100,000</b>	<b>100,000</b>
<b>Current assets</b>				
Inventories	5	362,803,008	362,803,008	362,106,253
Financial assets				
Cash and cash equivalents	6	12,439	19,119	5,606
Other financial assets	7	15,432,364	20,329,588	36,830,314
Other current assets	8	-	-	697,471
<b>Total current assets</b>		<b>378,247,811</b>	<b>383,151,715</b>	<b>399,639,644</b>
<b>Total Assets</b>		<b>378,347,811</b>	<b>383,251,715</b>	<b>399,739,644</b>
<b>EQUITY AND LIABILITIES</b>				
<b>Equity</b>				
Equity share capital	9	100,000	100,000	100,000
Other equity	10			
Retained earnings		1,662,468	1,672,767	(337,025)
<b>Total equity</b>		<b>1,762,468</b>	<b>1,772,767</b>	<b>(237,025)</b>
<b>LIABILITIES</b>				
<b>Current liabilities</b>				
Financial liabilities				
Trade payables	11	9,732,643	12,368,352	19,788,475
Other current liabilities	12	366,852,000	369,109,896	380,188,193
Provisions	13	700	700	-
<b>Total liabilities</b>		<b>376,585,343</b>	<b>381,478,948</b>	<b>399,976,668</b>
<b>Total Equity and Liabilities</b>		<b>378,347,811</b>	<b>383,251,715</b>	<b>399,739,644</b>
Summary of significant accounting policies	3			

The accompanying notes are an integral part of the financial statements.

As per our report of even date

For MNV & CO.  
Firm Reg. No.: 023682N  
Chartered Accountants

Vikrant Suri  
Partner  
Membership No.: 505887

Place : New Delhi  
Date : 24 MAY 2017

For and on behalf of the Board of Directors of  
Gyankunj Constructions Private Limited

Mukesh Kumar Gupta  
Director  
DIN-02354428

Shishir Lal  
Director  
DIN-02210170

New Delhi

24 MAY 2017

New Delhi

124 MAY 2017

Gyankunj Constructions Private Limited  
STATEMENT OF PROFIT AND LOSS FOR THE YEAR ENDED 31 MARCH 2017  
(Amount in Rupees, unless otherwise stated)

Particulars	Notes	31 March 2017	31 March 2016
Other income	14	501	2,036,188
<b>Total Income (I)</b>		<b>501</b>	<b>2,036,188</b>
<b>EXPENSES</b>			
Other expenses	15	10,685	24,674
Finance costs	16	115	406
<b>Total Expenses (II)</b>		<b>10,800</b>	<b>25,080</b>
<b>Profit(Loss) before tax from operations (I-II)</b>		<b>(10,299)</b>	<b>2,011,108</b>
<b>Tax expense:</b>			
Current tax		-	1,316
<b>Profit(Loss) for the year from operations</b>		<b>(10,299)</b>	<b>2,009,792</b>
Other comprehensive income/(loss)		-	-
<b>Total other comprehensive income/(loss) for the year, net of tax</b>		<b>-</b>	<b>-</b>
<b>Total comprehensive income/(loss) for the year, net of tax</b>		<b>(10,299)</b>	<b>2,009,792</b>
Earnings per equity share (computed on the basis of profit/(loss) for the year):	17		
(1) Basic		(1.03)	200.98
(2) Diluted		(1.03)	200.98

Summary of significant accounting policies 3

The accompanying notes are an integral part of the financial statements.

As per our report of even date

For MNV & CO.  
Firm Reg. No.: 023682N  
Chartered Accountants

Vikramt Suri  
Partner  
Membership No.: 505887

Place : New Delhi  
Date : 24 MAY 2017

For and on behalf of the Board of Directors of  
Gyankunj Constructions Private Limited

Mukesh Kumar Gupta  
Director  
DIN-02354428

Shishir Lal  
Director  
DIN-02210170

New Delhi New Delhi

124 MAY 2017 124 MAY 2017



**Haddock Propbuild Private Limited**  
**BALANCE SHEET AS AT 31 MARCH 2017**  
(Amount in Rupees, unless otherwise stated)

**ASSETS**

**Current assets**

Inventories  
Financial assets  
Cash and cash equivalents  
Other financial assets  
Other current assets

**Total Assets**

**EQUITY AND LIABILITIES**

**Equity**

Equity share capital  
Other equity  
Retained earnings

**Total equity**

**LIABILITIES**

**Current liabilities**

Financial liabilities  
Trade payables  
Other current liabilities  
Total liabilities

**Total Equity and Liabilities**

Summary of significant accounting policies

The accompanying notes are an integral part of the financial statements.

As per our report of even date

For MNV & CO.

Firm Reg. No.: 023682N

Chartered Accountants

Vikram Suri

Partner

Membership No.: 505887



Place : New Delhi

Date : 25<sup>th</sup> May 2017

Notes	As at 31 March 2017	As at 31 March 2016	As at 1 April 2015
4	39,821,507	37,405,784	37,405,784
5	15,702	15,958	7,871
6	16,356,644	3,606,733	3,606,733
7	341,286	-	-
	<b>56,535,139</b>	<b>41,028,475</b>	<b>41,020,388</b>
8	100,000	100,000	100,000
9	(940,982)	(933,987)	(866,967)
	<b>(840,982)</b>	<b>(833,987)</b>	<b>(766,967)</b>
10	5,750	86,725	37,118
11	57,370,371	41,775,737	41,750,237
	57,376,121	41,862,462	41,787,355
	<b>56,535,139</b>	<b>41,028,475</b>	<b>41,020,388</b>
3			

For and on behalf of the Board of Directors of  
Haddock Propbuild Private Limited

Anil Sharma  
Director  
DIN-02259287

Ashish Jerath  
Director  
DIN-02840618

Pr

**Haddock Propbuild Private Limited**  
**STATEMENT OF PROFIT AND LOSS FOR THE YEAR ENDED 31 MARCH 2017**  
(Amount in Rupees, unless otherwise stated)

Particulars	Notes	31 March 2017	31 March 2016
Revenue from operations		-	-
<b>Total Income (I)</b>		-	-
<b>EXPENSES</b>			
Other expenses	12	6,903	66,547
Finance costs	13	92	473
<b>Total Expenses (II)</b>		6,995	67,020
<b>Profit(Loss) before tax from operations (I-II)</b>		(6,995)	(67,020)
<b>Tax expense:</b>			
Current tax		-	-
<b>Profit(Loss) for the year from operations</b>		(6,995)	(67,020)
Other comprehensive income/(loss)		-	-
<b>Total other comprehensive income/(loss) for the year, net of tax</b>		-	-
<b>Total comprehensive income/(loss) for the year, net of tax</b>		(6,995)	(67,020)
Earnings per equity share (computed on the basis of profit/(loss) for the year):	14		
(1) Basic		(0.70)	(6.70)
(2) Diluted		(0.70)	(6.70)

Summary of significant accounting policies

3

The accompanying notes are an integral part of the financial statements.

As per our report of even date

For MNV & CO.

Firm Reg. No.: 023682N

Chartered Accountants

Vikram Suri

Partner

Membership No.: 505887

For and on behalf of the Board of Directors of  
Haddock Propbuild Private Limited



Anil Sharma  
Director  
DIN-02259287



Ashish Jerath  
Director  
DIN-02840618

Place : New Delhi

Date : 24<sup>th</sup> May 2017

**HAFT PROPBUILD PRIVATE LIMITED**  
**BALANCE SHEET AS AT 31 MARCH 2017**  
(Amount in Rupees, unless otherwise stated)

	Notes	As at 31 March 2017	As at 31 March 2016	As at 1 April 2015
<b>ASSETS</b>				
<b>Current assets</b>				
Inventories	4	2,49,90,601	2,20,22,919	2,20,22,919
Financial assets				
Cash and cash equivalents	5	15,801	2,049	3,463
Other current assets	6	1,85,394	-	-
<b>Total Assets</b>		<b>2,51,91,796</b>	<b>2,20,24,968</b>	<b>2,20,26,382</b>
<b>EQUITY AND LIABILITIES</b>				
<b>Equity</b>				
Equity share capital	7	1,00,000	1,00,000	1,00,000
Other equity	8			
Retained Earnings		(2,54,784)	(2,46,520)	(2,37,384)
<b>Total equity</b>		<b>(1,54,784)</b>	<b>(1,46,520)</b>	<b>(1,37,384)</b>
<b>LIABILITIES</b>				
<b>Current liabilities</b>				
Financial liabilities				
Trade payables	9	5,750	6,340	5,618
Other current liabilities	10	2,53,40,830	2,21,65,148	2,21,58,148
<b>Total liabilities</b>		<b>2,53,46,580</b>	<b>2,21,71,488</b>	<b>2,21,63,766</b>
<b>Total Equity and Liabilities</b>		<b>2,51,91,796</b>	<b>2,20,24,968</b>	<b>2,20,26,382</b>

Summary of significant accounting policies

3

The accompanying notes are an integral part of the financial statements.

As per our report of even date

For Rajeev & Ajay  
Firm registration No : 009977N  
Chartered Accountants

Ajay Sachdeva  
Partner  
Membership No. : 084302

For and on behalf of the Board of Directors of  
HAFT PROPBUILD PRIVATE LIMITED

Manish Kumar Bhansali  
Director  
DIN-06583437

Jasveer Singh Panwar  
Director  
DIN-06849825

Place : New Delhi

Date :

24 MAY 2017



**HAFT PROPBUILD PRIVATE LIMITED**  
**STATEMENT OF PROFIT AND LOSS FOR THE YEAR ENDED 31 MARCH 2017**  
(Amount in Rupees, unless otherwise stated)

Particulars	Notes	31 March 2017	31 March 2016
<b>Total Income (I)</b>		-	-
<b>EXPENSES</b>			
Other expenses	11	6,801	8,266
Finance costs	12	1,463	870
<b>Total Expenses (II)</b>		8,264	9,136
<b>Profit/(Loss) before tax from continuing operations (I-II)</b>		(8,264)	(9,136)
<b>Tax expense:</b>			
Current Tax		-	-
<b>Profit/(Loss) for the year from continuing operations</b>		(8,264)	(9,136)
<b>Other Comprehensive Income</b>		-	-
<b>Total other comprehensive income for the year, net of tax</b>		-	-
<b>Total comprehensive income/(loss) for the year, net of tax</b>		(8,264)	(9,136)
<b>Earnings per equity share (computed on the basis of profit/(loss) for the year):</b>	13		
(1) Basic		(0.83)	(0.91)
(2) Diluted		(0.83)	(0.91)
<b>Summary of significant accounting policies</b>	3		

The accompanying notes are an integral part of the financial statements.

As per our report of even date

For Rajeev & Ajay  
Firm registration No : 009977N  
Chartered Accountants

Ajay Sachdeva  
Partner  
Membership No. : 084302

For and on behalf of the Board of Directors of  
HAFT PROPBUILD PRIVATE LIMITED

Manish Kumar Bhansali  
Director  
DIN-06583437

Jasveer Singh Panwar  
Director  
DIN-06849825

Place : New Delhi

Date :

24 MAY 2017

**HAKE DEVELOPERS PRIVATE LIMITED**  
**BALANCE SHEET AS AT 31 MARCH 2017**  
(Amount in Rupees, unless otherwise stated)

	Notes	As at 31 March 2017	As at 31 March 2016	As at 1 April 2015
<b>ASSETS</b>				
<b>Current assets</b>				
Financial assets				
Cash and cash equivalents	4	26,531	33,906	9,341
Other current assets	5	-	-	98,808
<b>Total Assets</b>		<b>26,531</b>	<b>33,906</b>	<b>1,08,149</b>
<b>EQUITY AND LIABILITIES</b>				
<b>Equity</b>				
Equity share capital	6	1,00,000	1,00,000	1,00,000
Other equity	7			
Retained Earnings		(84,919)	(77,519)	(2,53,571)
<b>Total equity</b>		<b>15,081</b>	<b>22,481</b>	<b>(1,53,571)</b>
<b>LIABILITIES</b>				
<b>Current liabilities</b>				
Financial liabilities				
Trade payables	8	11,450	11,425	5,618
Other current liabilities	9	-	-	2,56,102
<b>Total liabilities</b>		<b>11,450</b>	<b>11,425</b>	<b>2,61,720</b>
<b>Total Equity and Liabilities</b>		<b>26,531</b>	<b>33,906</b>	<b>1,08,149</b>

Summary of significant accounting policies 3

The accompanying notes are an integral part of the financial statements.

As per our report of even date

For MNV & CO.  
Firm Reg. No.: 023682N  
Chartered Accountants

Vikram Suri  
Partner  
Membership No.: 505887



For and on behalf of the Board of Directors of  
**HAKE DEVELOPERS PRIVATE LIMITED**

Vikas Garg  
Director  
DIN- 05267799

Om Dutt  
Director  
DIN- 02548994

Place : New Delhi  
Date : 24<sup>th</sup> May 2017

**HAKE DEVELOPERS PRIVATE LIMITED**  
**STATEMENT OF PROFIT AND LOSS FOR THE YEAR ENDED 31 MARCH 2017**  
(Amount in Rupees, unless otherwise stated)

Particulars	Notes	31 March 2017	31 March 2016
Other Income	10	-	1,85,140
<b>Total Income (I)</b>		<b>-</b>	<b>1,85,140</b>
<b>EXPENSES</b>			
Other expenses	11	7,314	9,088
Finance costs	12	86	-
<b>Total Expenses (II)</b>		<b>7,400</b>	<b>9,088</b>
<b>Profit/(Loss) before tax from operations (I-II)</b>		<b>(7,400)</b>	<b>1,76,052</b>
<b>Tax expense:</b>			
Current Tax		-	-
<b>Profit/(Loss) for the year from operations</b>		<b>(7,400)</b>	<b>1,76,052</b>
<b>Other Comprehensive Income</b>		<b>-</b>	<b>-</b>
<b>Total other comprehensive income for the year, net of tax</b>		<b>-</b>	<b>-</b>
<b>Total comprehensive income/(loss) for the year, net of tax</b>		<b>(7,400)</b>	<b>1,76,052</b>
Earnings per equity share (computed on the basis of profit/(loss) for the year):	13		
(1) Basic		(0.74)	17.61
(2) Diluted		(0.74)	17.61
<b>Summary of significant accounting policies</b>	<b>3</b>		

The accompanying notes are an integral part of the financial statements.

As per our report of even date

For MNV & CO.  
Firm Reg. No.: 023682N  
Chartered Accountants

Vikrant Suri  
Partner  
Membership No.: 505887



For and on behalf of the Board of Directors of  
**HAKE DEVELOPERS PRIVATE LIMITED**

Vikas Garg  
Director  
DIN- 05267799

Om Dutt  
Director  
DIN- 02548994

Place : New Delhi

Date : 24<sup>th</sup> May 2017



**HALIBUT DEVELOPERS PRIVATE LIMITED**  
**BALANCE SHEET AS AT 31 MARCH 2017**  
(Amount in Rupees, unless otherwise stated)

	Notes	As at 31 March 2017	As at 31 March 2016	As at 1 April 2015
<b>ASSETS</b>				
Current assets				
Inventories	4	95,739,844	95,739,844	95,739,844
Financial assets				
Cash and cash equivalents	5	4,820	12,839	20,178
Other financial assets	6	44,384,952	42,824,541	42,824,541
		140,129,616	138,577,224	138,584,563
<b>Total Assets</b>		<b>140,129,616</b>	<b>138,577,224</b>	<b>138,584,563</b>
<b>EQUITY AND LIABILITIES</b>				
Equity				
Equity share capital	7	200,000	200,000	200,000
Other equity	8			
Share Premium		84,793,032	84,793,032	84,793,032
Retained Earnings		(144,654)	(137,226)	(129,164)
<b>Total equity</b>		<b>84,848,378</b>	<b>84,855,806</b>	<b>84,863,868</b>
<b>LIABILITIES</b>				
Current liabilities				
Financial liabilities				
Trade payables	9	5,750	6,341	5,618
Other current liabilities	10	55,275,488	53,715,077	53,715,077
<b>Total liabilities</b>		<b>55,281,238</b>	<b>53,721,418</b>	<b>53,720,695</b>
<b>Total Equity and Liabilities</b>		<b>140,129,616</b>	<b>138,577,224</b>	<b>138,584,563</b>
Summary of significant accounting policies	3			

The accompanying notes are an integral part of the financial statements.

As per our report of even date

For Sanjay Rastogi & Associates  
Firm registration No : 014056N  
Chartered Accountants

CA Sanjay Rastogi  
Prop.  
Membership No. : 075033



Place : New Delhi,  
Date : 24 MAY 2017

For and on behalf of the Board of Directors of  
**HALIBUT DEVELOPERS PRIVATE LIMITED**

Vikram Jit Singh  
Director  
DIN-06788748

Manish Kumar Bhansali  
Director  
DIN-06583437

**HALIBUT DEVELOPERS PRIVATE LIMITED**  
**STATEMENT OF PROFIT AND LOSS FOR THE YEAR ENDED 31 MARCH 2017**  
(Amount in Rupees, unless otherwise stated)

Particulars	Notes	31 March 2017	31 March 2016
Continuing operations			
Total Income (I)		-	-
<b>EXPENSES</b>			
Other expenses	11	7,313	8,062
Finance costs	12	115	-
Total Expenses (II)		7,428	8,062
Loss before tax from continuing operations (I-II)		(7,428)	(8,062)
Tax expense:			
Current Tax		-	-
Loss for the year from continuing operations		(7,428)	(8,062)
Other comprehensive income		-	-
Total other comprehensive income for the year, net of tax		-	-
Total comprehensive loss for the year, net of tax		(7,428)	(8,062)
Earnings per equity share (computed on the basis of loss for the year):	13		
(1) Basic		(0.37)	(0.40)
(2) Diluted		(0.37)	(0.40)

Summary of significant accounting policies

3

The accompanying notes are an integral part of the financial statements.

As per our report of even date


For Sanjay Rastogi & Associates  
Firm registration No : 014056N  
Chartered Accountants

CA Sanjay Rastogi  
Prop.  
Membership No. : 075033



For and on behalf of the Board of Directors of  
**HALIBUT DEVELOPERS PRIVATE LIMITED**

  
Vikram Jit Singh  
Director  
DIN-06788748

  
Manish Kumar Bhansali  
Director  
DIN-06583437

Place : New Delhi

Date : 24 MAY 2017

**HAMLET BUILDWELL PRIVATE LIMITED**  
**BALANCE SHEET AS AT 31 MARCH 2017**  
(Amount in Rupees, unless otherwise stated)

	Notes	As at 31 March 2017	As at 31 March 2016	As at 1 April 2015
<b>ASSETS</b>				
<b>Current assets</b>				
Inventories	4	-	-	1,00,09,343
Financial assets				
Cash and cash equivalents	5	5,872	18,353	19,058
Other current assets	6	-	-	-
<b>Total Assets</b>		<b>5,872</b>	<b>18,353</b>	<b>1,00,28,401</b>
<b>EQUITY AND LIABILITIES</b>				
<b>Equity</b>				
Equity share capital	7	1,00,000	1,00,000	1,00,000
Other equity	8			
Retained Earnings		(2,70,304)	(2,58,478)	(5,59,640)
<b>Total equity</b>		<b>(1,70,304)</b>	<b>(1,58,478)</b>	<b>(4,59,640)</b>
<b>LIABILITIES</b>				
<b>Current liabilities</b>				
Financial liabilities				
Trade payables	9	9,200	11,425	5,618
Other current liabilities	10	1,66,976	1,54,976	1,04,82,423
Provisions	11	-	10,430	-
<b>Total liabilities</b>		<b>1,76,176</b>	<b>1,76,831</b>	<b>1,04,88,041</b>
<b>Total Equity and Liabilities</b>		<b>5,872</b>	<b>18,353</b>	<b>1,00,28,401</b>

Summary of significant accounting policies 3

The accompanying notes are an integral part of the financial statements.

As per our report of even date

For Rajeev & Ajay  
Firm registration No : 009977N  
Chartered Accountants

Ajay Sachdeva  
Partner  
Membership No. : 084302

Place : New Delhi

Date :

24 MAY 2017

For and on behalf of the Board of Directors of  
HAMLET BUILDWELL PRIVATE LIMITED

*Ravi Sinha*  
Ravi Sinha  
Director  
DIN-00457329

*Aseem Kalia*  
Aseem Kalia  
Director  
DIN-03048820



**HAMLET BUILDWELL PRIVATE LIMITED**  
**STATEMENT OF PROFIT AND LOSS FOR THE YEAR ENDED 31 MARCH 2017**  
(Amount in Rupees, unless otherwise stated)

Particulars	Notes	31 March 2017	31 March 2016
Revenue From Operations	12	-	63,104
Other Income	13	-	2,56,857
<b>Total Income (I)</b>		<b>-</b>	<b>3,19,961</b>
<b>EXPENSES</b>			
Other expenses	14	10,559	8,369
Finance costs	15	1,267	-
<b>Total Expenses (II)</b>		<b>11,826</b>	<b>8,369</b>
<b>Profit/(Loss) before tax from continuing operations (I-II)</b>		<b>(11,826)</b>	<b>3,11,592</b>
<b>Tax expense:</b>			
Current Tax		-	10,430
<b>Profit/(Loss) for the year from continuing operations</b>		<b>(11,826)</b>	<b>3,01,162</b>
<b>Other Comprehensive Income</b>		<b>-</b>	<b>-</b>
<b>Total other comprehensive income for the year, net of tax</b>		<b>-</b>	<b>-</b>
<b>Total comprehensive income/(loss) for the year, net of tax</b>		<b>(11,826)</b>	<b>3,01,162</b>
Earnings per equity share (computed on the basis of profit/(loss) for the year):	16		
(1) Basic		(1.18)	30.12
(2) Diluted		(1.18)	30.12

Summary of significant accounting policies 3

The accompanying notes are an integral part of the financial statements.


As per our report of even date

For Rajeev & Ajay  
Firm registration No: 009977N  
Chartered Accountants

Ajay Sachdeva  
Partner  
Membership No. : 084302

For and on behalf of the Board of Directors of  
**HAMLET BUILDWELL PRIVATE LIMITED**

  
Ravi Sinha  
Director  
DIN-00457329

  
Anshu Kalia  
Director  
DIN-03048820

Place : New Delhi

Date :

24 MAY 2017

**HAMMOCK BUILDWELL PRIVATE LIMITED**  
**STANDALONE BALANCE SHEET AS AT 31 MARCH 2017**  
(Amount in Rupees, unless otherwise stated)

	Notes	As at 31 March 2017	As at 31 March 2016	As at 1 April 2015
<b>ASSETS</b>				
<b>Non-current assets</b>				
Financial Assets				
Investments	4	1,00,000	1,00,000	1,00,000
		<u>1,00,000</u>	<u>1,00,000</u>	<u>1,00,000</u>
<b>Current assets</b>				
Inventories	5	15,66,56,573	15,77,74,486	15,77,74,486
Financial assets				
Cash and cash equivalents	6	6,541	10,376	17,787
Other financial assets	7	1,48,79,347	1,48,79,347	1,48,79,347
Other current assets	8	1,65,822	-	-
		<u>17,17,08,283</u>	<u>17,26,64,209</u>	<u>17,26,71,620</u>
<b>Total Assets</b>		<u><b>17,18,08,283</b></u>	<u><b>17,27,64,209</b></u>	<u><b>17,27,71,620</b></u>
<b>EQUITY AND LIABILITIES</b>				
<b>Equity</b>				
Equity share capital	9	1,00,000	1,00,000	1,00,000
Other equity	10			
Retained earnings		(17,20,941)	(24,33,323)	(24,20,079)
<b>Total equity</b>		<u>(16,20,941)</u>	<u>(23,33,323)</u>	<u>(23,20,079)</u>
<b>LIABILITIES</b>				
<b>Current liabilities</b>				
Financial liabilities				
Trade payables	11	11,500	11,450	5,618
Other current liabilities	12	17,34,17,724	17,50,86,081	17,50,86,081
<b>Total liabilities</b>		<u>17,34,29,224</u>	<u>17,50,97,531</u>	<u>17,50,91,699</u>
<b>Total Equity and Liabilities</b>		<u><b>17,18,08,283</b></u>	<u><b>17,27,64,209</b></u>	<u><b>17,27,71,620</b></u>

Summary of significant accounting policies

3

The accompanying notes are an integral part of the financial statements.

As per our report of even date

For MNV & CO.  
Firm Reg. No.: 023682N  
Chartered Accountants

Vikram Suri  
Partner  
Membership No.: 505887

Place : New Delhi  
Date : 12 4 MAY 2017

For and on behalf of the Board of Directors of  
HAMMOCK BUILDWELL PRIVATE LIMITED

Manish Kumar Bhansali  
Director  
DIN-06583437

Manpreet Singh  
Director  
DIN-01194096

New Delhi  
12 4 MAY 2017

New Delhi  
12 4 MAY 2017

**HAMMOCK BUILDWELL PRIVATE LIMITED**  
**STATEMENT OF PROFIT AND LOSS FOR THE YEAR ENDED 31 MARCH 2017**  
(Amount in Rupees, unless otherwise stated)

Particulars	Notes	31 March 2017	31 March 2016
Other Income	13	7,20,294	-
<b>Total Income (I)</b>		<b>7,20,294</b>	<b>-</b>
<b>EXPENSES</b>			
Other expenses	14	7,647	13,174
Finance costs	15	265	69
<b>Total Expenses (II)</b>		<b>7,912</b>	<b>13,243</b>
<b>Profit(Loss) before tax from operations (I-II)</b>		<b>7,12,382</b>	<b>(13,243)</b>
<b>Tax expense:</b>			
Current tax		-	-
<b>Profit(Loss) for the year from operations</b>		<b>7,12,382</b>	<b>(13,243)</b>
Other comprehensive income/(loss)		-	-
<b>Total other comprehensive income/(loss) for the year, net of tax</b>		<b>-</b>	<b>-</b>
<b>Total comprehensive income/(loss) for the year, net of tax</b>		<b>7,12,382</b>	<b>(13,243)</b>
Earnings per equity share (computed on the basis of profit/(loss) for the year):	16		
(1) Basic		71.24	(1.32)
(2) Diluted		71.24	(1.32)
Summary of significant accounting policies	3		

The accompanying notes are an integral part of the financial statements.

As per our report of even date

For MNV & CO.  
Firm Reg. No. 023682N  
Chartered Accountants

Vikrant Suri  
Partner  
Membership No.: 505887



Place : New Delhi  
Date : 12 4 MAY 2017

For and on behalf of the Board of Directors of  
HAMMOCK BUILDWELL PRIVATE LIMITED

Manish Kumar Bhansali  
Director  
DIN-06583437

Manpreet Singh  
Director  
DIN-01194096

New Delhi  
12 4 MAY 2017

New Delhi  
12 4 MAY 2017



**HARTEJ ESTATES PRIVATE LIMITED**  
**BALANCE SHEET AS AT 31 MARCH 2017**  
(Amount in Rupees, unless otherwise stated)

	Notes	As at 31 March 2017	As at 31 March 2016	As at 1 April 2015
<b>ASSETS</b>				
<b>Current assets</b>				
Inventories	4	56,85,65,505	56,85,65,505	56,85,65,505
Financial assets				
Cash and cash equivalents	5	12,341	1,428	9,245
Other current assets	6	4,25,10,939	4,25,10,939	4,25,10,939
<b>Total Assets</b>		<b>61,10,88,785</b>	<b>61,10,77,872</b>	<b>61,10,85,689</b>
<b>EQUITY AND LIABILITIES</b>				
<b>Equity</b>				
Equity share capital	7	1,00,000	1,00,000	1,00,000
Other equity	8			
Retained Earnings		(30,26,251)	(30,17,139)	(30,09,216)
<b>Total equity</b>		<b>(29,26,251)</b>	<b>(29,17,139)</b>	<b>(29,09,216)</b>
<b>LIABILITIES</b>				
<b>Current liabilities</b>				
Financial liabilities				
Trade payables	9	11,97,935	11,97,910	11,97,803
Other current liabilities	10	61,28,17,101	61,27,97,101	61,27,97,101
<b>Total liabilities</b>		<b>61,40,15,036</b>	<b>61,39,95,011</b>	<b>61,39,94,904</b>
<b>Total Equity and Liabilities</b>		<b>61,10,88,785</b>	<b>61,10,77,872</b>	<b>61,10,85,689</b>

Summary of significant accounting policies

3

The accompanying notes are an integral part of the financial statements.

As per our report of even date

For Rajeev & Ajay  
Firm registration No: 009977N  
Chartered Accountants

Ajay Sachdeva  
Partner  
Membership No: 084302



Place : New Delhi

Date :

24 MAY 2017

For and on behalf of the Board of Directors of  
HARTEJ ESTATES PRIVATE LIMITED

Manish Kumar Bhansali  
Director  
DIN-06583437

Sunil Kumar Trar  
Director  
DIN-03450022

*(Handwritten signatures of Manish Kumar Bhansali and Sunil Kumar Trar)*

**HARTEJ ESTATES PRIVATE LIMITED**  
**STATEMENT OF PROFIT AND LOSS FOR THE YEAR ENDED 31 MARCH 2017**  
(Amount in Rupees, unless otherwise stated)

Particulars	Notes	31 March 2017	31 March 2016
<b>Total Income (I)</b>		-	-
<b>EXPENSES</b>			
Other expenses	11	7,620	7,857
Finance costs	12	1,492	66
<b>Total Expenses (II)</b>		9,112	7,923
<b>Profit/(Loss) before tax from continuing operations (I-II)</b>		(9,112)	(7,923)
<b>Tax expense:</b>			
Current Tax		-	-
<b>Profit/(Loss) for the year from continuing operations</b>		(9,112)	(7,923)
<b>Other Comprehensive Income</b>		-	-
<b>Total other comprehensive income for the year, net of tax</b>		-	-
<b>Total comprehensive income/(loss) for the year, net of tax</b>		(9,112)	(7,923)
<b>Earnings per equity share (computed on the basis of profit/(loss) for the year):</b>	13		
(1) Basic		(0.91)	(0.79)
(2) Diluted		(0.91)	(0.79)
<b>Summary of significant accounting policies</b>	3		

The accompanying notes are an integral part of the financial statements.

As per our report of even date

For Rajeev & Ajay  
Firm registration No : 009977N  
Chartered Accountants

Ajay Sachdeva  
Partner  
Membership No. : 084302

For and on behalf of the Board of Directors of  
**HARTEJ ESTATES PRIVATE LIMITED**

Manish Kumar Bhansali  
Director  
DIN-06583437

Sunil Kumar Trar  
Director  
DIN-03450022

Place : New Delhi

Date : 24 MAY 2017

**HOPE PROMOTERS PRIVATE LIMITED**  
**BALANCE SHEET AS AT 31 MARCH 2017**  
(Amount in Rupees, unless otherwise stated)

**ASSETS**

**Current assets**

	Notes	As at 31 March 2017	As at 31 March 2016	As at 1 April 2015
Inventories	4	19,61,85,620	19,61,85,620	19,61,85,620
Financial assets				
Cash and cash equivalents	5	18,697	27,022	15,451
Other financial assets	6	1,13,44,377	81,06,440	81,06,440
Other current assets	7	142	-	2,74,755
<b>Total Assets</b>		<b>20,75,48,836</b>	<b>20,43,19,082</b>	<b>20,45,82,266</b>

**EQUITY AND LIABILITIES**

**Equity**

Equity share capital	8	1,00,000	1,00,000	1,00,000
Other equity	9			
Retained earnings		(10,49,422)	(10,41,072)	(12,10,552)
<b>Total equity</b>		<b>(9,49,422)</b>	<b>(9,41,072)</b>	<b>(11,10,552)</b>

**LIABILITIES**

**Current liabilities**

Financial liabilities				
Trade payables	10	5,750	5,725	5,618
Other current liabilities	11	20,84,92,508	20,52,54,200	20,56,87,200
Provisions	12	-	229	-
<b>Total liabilities</b>		<b>20,84,98,258</b>	<b>20,52,60,154</b>	<b>20,56,92,818</b>
<b>Total Equity and Liabilities</b>		<b>20,75,48,836</b>	<b>20,43,19,082</b>	<b>20,45,82,266</b>

Summary of significant accounting policies

3

The accompanying notes are an integral part of the financial statements.

As per our report of even date

For MNV & CO.  
Firm Reg. No.: 023682N  
Chartered Accountants

Vijay Suri  
Partner  
Membership No.: 505887



Place : New Delhi  
Date : 24 MAY 2017

For and on behalf of the Board of Directors of  
HOPE PROMOTERS PRIVATE LIMITED

Mamish Kumar Bhansali  
Director  
DIN-06583437

New Delhi  
24 MAY 2017

Anindya Garai  
Director  
DIN-02046818

New Delhi  
24 MAY 2017



**HOPE PROMOTERS PRIVATE LIMITED**  
**STATEMENT OF PROFIT AND LOSS FOR THE YEAR ENDED 31 MARCH 2017**  
(Amount in Rupees, unless otherwise stated)

Particulars	Notes	31 March 2017	31 March 2016
Other Income	13	-	1,76,812
<b>Total Income (I)</b>		-	<b>1,76,812</b>
<b>EXPENSES</b>			
Other expenses	14	8,235	7,037
Finance costs	15	115	66
<b>Total Expenses (II)</b>		<b>8,350</b>	<b>7,103</b>
<b>Profit(Loss) before tax from operations (I-II)</b>		<b>(8,350)</b>	<b>1,69,709</b>
<b>Tax expense:</b>			
Current tax		-	229
<b>Profit(Loss) for the year from operations</b>		<b>(8,350)</b>	<b>1,69,480</b>
Other comprehensive income/(loss)		-	-
<b>Total other comprehensive income/(loss) for the year, net of tax</b>		<b>-</b>	<b>-</b>
<b>Total comprehensive income/(loss) for the year, net of tax</b>		<b>(8,350)</b>	<b>1,69,480</b>
Earnings per equity share (computed on the basis of profit/(loss) for the year):	16		
(1) Basic		(0.84)	16.95
(2) Diluted		(0.84)	16.95

Summary of significant accounting policies 3

The accompanying notes are an integral part of the financial statements.

As per our report of even date

For MNV & CO.  
Firm Reg. No.: 023682N  
Chartered Accountants

Vikram Suri  
Partner  
Membership No.: 505887

Place : New Delhi

Date : 24 MAY 2017

For and on behalf of the Board of Directors of  
HOPE PROMOTERS PRIVATE LIMITED

Munish Kumar Bhansali  
Director  
DIN-06583437

Anindya Garai  
Director  
DIN-02046818

New Delhi  
24 MAY 2017

New Delhi  
12 4 MAY 2017

**Immense Realtors Private Limited**  
**BALANCE SHEET AS AT 31 MARCH 2017**  
(Amount in Rupees, unless otherwise stated)

**ASSETS**

**Current assets**

Inventories	
Financial assets	
Cash and cash equivalents	
Other current assets	
<b>Total Assets</b>	

**EQUITY AND LIABILITIES**

**Equity**

Equity share capital	
Other equity	
Retained earnings	
<b>Total equity</b>	

**LIABILITIES**

**Current liabilities**

Financial liabilities	
Trade payables	
Other current liabilities	
<b>Total liabilities</b>	

**Total Equity and Liabilities**

Summary of significant accounting policies

The accompanying notes are an integral part of the financial statements.

As per our report of even date

For MNV & CO.  
Firm Reg. No.: 023682N  
Chartered Accountants

Vikrant Suri  
Partner  
Membership No.: 505887

Place : New Delhi

Date : 24 May 2017

Notes	As at 31 March 2017	As at 31 March 2016	As at 1 April 2015
4	26,81,95,435	26,81,95,435	26,81,95,435
5	13,261	5,739	12,841
6	-	-	-
	<b>26,82,08,696</b>	<b>26,82,01,174</b>	<b>26,82,08,275</b>
7	1,00,000	1,00,000	1,00,000
8	(4,15,661)	(14,12,158)	(14,04,950)
	<b>(3,15,661)</b>	<b>(13,12,158)</b>	<b>(13,04,950)</b>
9	5,750	5,725	5,618
10	26,85,18,607	26,95,07,607	26,95,07,607
	<b>26,85,24,357</b>	<b>26,95,13,332</b>	<b>26,95,13,225</b>
	<b>26,82,08,696</b>	<b>26,82,01,174</b>	<b>26,82,08,275</b>

3

For and on behalf of the Board of Directors of  
Immense Realtors Private Limited

Manish Kumar Bhansali  
Director  
DIN-06583437

Mahesh Pal Singh  
Director  
DIN-07108963

**Immense Realtors Private Limited**  
**STATEMENT OF PROFIT AND LOSS FOR THE YEAR ENDED 31 MARCH 2017**  
(Amount in Rupees, unless otherwise stated)

Particulars	Notes	31 March 2017	31 March 2016
Other Income	11	10,03,311	-
<b>Total Income (I)</b>		<b>10,03,311</b>	<b>-</b>
<b>EXPENSES</b>			
Other expenses	12	6,699	7,139
Finance costs	13	115	69
<b>Total Expenses (II)</b>		<b>6,814</b>	<b>7,208</b>
<b>Profit(Loss) before tax from operations (I-II)</b>		<b>9,96,497</b>	<b>(7,208)</b>
<b>Tax expense:</b>			
Current tax		-	-
<b>Profit(Loss) for the year from operations</b>		<b>9,96,497</b>	<b>(7,208)</b>
Other comprehensive income/(loss)		-	-
<b>Total other comprehensive income/(loss) for the year, net of tax</b>		<b>-</b>	<b>-</b>
<b>Total comprehensive income/(loss) for the year, net of tax</b>		<b>9,96,497</b>	<b>(7,208)</b>
Earnings per equity share (computed on the basis of profit/(loss) for the year):	14		
(1) Basic		99.65	(0.72)
(2) Diluted		99.65	(0.72)

Summary of significant accounting policies

3

The accompanying notes are an integral part of the financial statements.

As per our report of even date

For MNV & CO.  
Firm Reg. No.: 023682N  
Chartered Accountants

Vikrant Suri  
Partner  
Membership No.: 505887



Place : New Delhi

Date : 24<sup>th</sup> May 2017

For and on behalf of the Board of Directors of  
Immense Realtors Private Limited

Manish Kumar Bhansali  
Director  
DIN-06583437

Mahesh Pal Singh  
Director  
DIN-07108963

*(Handwritten signatures of Manish Kumar Bhansali and Mahesh Pal Singh)*



**JAMB PROPBUILD PRIVATE LIMITED**  
**BALANCE SHEET AS AT 31 MARCH 2017**  
(Amount in Rupees, unless otherwise stated)

	Notes	As at 31 March 2017	As at 31 March 2016	As at 1 April 2015
<b>ASSETS</b>				
<b>Current assets</b>				
Inventories	4	8,43,39,675	8,43,39,675	8,43,39,675
Financial assets				
Cash and cash equivalents	5	13,468	1,634	2,846
Other financial assets	6	1,20,89,903	1,20,89,903	1,20,89,903
<b>Total Assets</b>		<b>9,64,43,046</b>	<b>9,64,31,212</b>	<b>9,64,32,424</b>
<b>EQUITY AND LIABILITIES</b>				
<b>Equity</b>				
Equity share capital	7	2,00,000	2,00,000	2,00,000
Other equity	8	9,46,46,376	9,46,54,567	9,46,62,887
<b>Total equity</b>		<b>9,48,46,376</b>	<b>9,48,54,567</b>	<b>9,48,62,887</b>
<b>LIABILITIES</b>				
<b>Current liabilities</b>				
Financial liabilities				
Trade payables	9	5,750	5,725	5,618
Other current liabilities	10	15,90,920	15,70,920	15,63,920
<b>Total liabilities</b>		<b>15,96,670</b>	<b>15,76,645</b>	<b>15,69,538</b>
<b>Total Equity and Liabilities</b>		<b>9,64,43,046</b>	<b>9,64,31,212</b>	<b>9,64,32,424</b>

Summary of significant accounting policies

3

The accompanying notes are an integral part of the financial statements.

As per our report of even date

For Rajeev & Ajay  
Firm registration No : 009977N  
Chartered Accountants

Ajay Sachdeva  
Partner  
Membership No. : 084302

Place : New Delhi

Date :

24 MAY 2017

For and on behalf of the Board of Directors of  
JAMB PROPBUILD PRIVATE LIMITED

Manish Kumar Bhansali  
Director  
DIN-06583437

Sunil Kumar Trar  
Director  
DIN-03450022

**JAMB PROPBUILD PRIVATE LIMITED**  
**STATEMENT OF PROFIT AND LOSS FOR THE YEAR ENDED 31 MARCH 2017**  
(Amount in Rupees, unless otherwise stated)

Particulars	Notes	31 March 2017	31 March 2016
<b>Total Income (I)</b>		-	-
<b>EXPENSES</b>			
Other expenses	11	6,699	7,449
Finance costs	12	1,492	870
<b>Total Expenses (II)</b>		8,191	8,319
<b>Profit/(Loss) before tax from continuing operations (I-II)</b>		(8,191)	(8,319)
<b>Tax expense:</b>			
Current Tax		-	-
<b>Profit/(Loss) for the year from continuing operations</b>		(8,191)	(8,319)
<b>Other Comprehensive Income</b>		-	-
<b>Total other comprehensive income for the year, net of tax</b>		-	-
<b>Total comprehensive income/(loss) for the year, net of tax</b>		(8,191)	(8,319)
<b>Earnings per equity share (computed on the basis of profit/(loss) for the year):</b>	13		
(1) Basic		(0.41)	(0.42)
(2) Diluted		(0.41)	(0.42)

Summary of significant accounting policies 3

The accompanying notes are an integral part of the financial statements.

As per our report of even date

For Rajeev & Ajay  
Firm registration No : 009977N  
Chartered Accountants

Ajay Sachdeva  
Partner  
Membership No. : 084302

For and on behalf of the Board of Directors of  
**JAMB PROPBUILD PRIVATE LIMITED**

Manish Kumar Bhansali  
Director  
DIN-06583437

Sunil Kumar Trar  
Director  
DIN-03450022

Place : New Delhi

Date :

24 MAY 2017

**JANITOR PROPBUILD PRIVATE LIMITED**  
**BALANCE SHEET AS AT 31 MARCH 2017**  
(Amount in Rupees, unless otherwise stated)

	Notes	As at 31 March 2017	As at 31 March 2016	As at 1 April 2015
<b>ASSETS</b>				
<b>Current assets</b>				
Inventories	4	99,51,495	99,22,808	99,22,808
Financial assets				
Cash and cash equivalents	5	52,212	54,632	13,495
Other financial assets	6	4,17,32,917	-	-
Other current assets	7	9,549	-	3,20,955
<b>Total Assets</b>		<b>5,17,46,173</b>	<b>99,77,440</b>	<b>1,02,57,258</b>
<b>EQUITY AND LIABILITIES</b>				
<b>Equity</b>				
Equity share capital	8	1,00,000	1,00,000	1,00,000
Other equity	9			
Retained Earnings		(2,42,887)	(2,36,204)	(2,40,810)
<b>Total equity</b>		<b>(1,42,887)</b>	<b>(1,36,204)</b>	<b>(1,40,810)</b>
<b>LIABILITIES</b>				
<b>Current liabilities</b>				
Financial liabilities				
Trade payables	10	5,750	5,725	6,233
Other current liabilities	11	5,18,83,310	1,01,06,835	1,03,91,835
Provisions	12	-	1,084	-
<b>Total liabilities</b>		<b>5,18,89,060</b>	<b>1,01,13,644</b>	<b>1,03,98,068</b>
<b>Total Equity and Liabilities</b>		<b>5,17,46,173</b>	<b>99,77,440</b>	<b>1,02,57,258</b>

Summary of significant accounting policies 3

The accompanying notes are an integral part of the financial statements.

As per our report of even date

For Rajeev & Ajay  
Firm registration No : 009977N  
Chartered Accountants

Ajay Suchdeva  
Partner  
Membership No. : 084302

For and on behalf of the Board of Directors of  
JANITOR PROPBUILD PRIVATE LIMITED

Anindya Garai  
Director  
DIN-02046818

Amitava Chattopadhyay  
Director  
DIN-07150600

Place : New Delhi

Date : 24 MAY 2017



**JANITOR PROPBUILD PRIVATE LIMITED**  
**STATEMENT OF PROFIT AND LOSS FOR THE YEAR ENDED 31 MARCH 2017**  
(Amount in Rupees, unless otherwise stated)

Particulars	Notes	31 March 2017	31 March 2016
Other Income	13	750	14,445
<b>Total Income (I)</b>		<b>750</b>	<b>14,445</b>
<b>EXPENSES</b>			
Other expenses	14	6,699	8,677
Finance costs	15	58	78
<b>Total Expenses (II)</b>		<b>6,757</b>	<b>8,755</b>
<b>Profit/(Loss) before tax from continuing operations (I-II)</b>		<b>(6,007)</b>	<b>5,690</b>
<b>Tax expense:</b>			
Current Tax		676	1,084
<b>Profit/(Loss) for the year from continuing operations</b>		<b>(6,683)</b>	<b>4,605</b>
<b>Other Comprehensive Income</b>		-	-
<b>Total other comprehensive income for the year, net of tax</b>		-	-
<b>Total comprehensive income/(loss) for the year, net of tax</b>		<b>(6,683)</b>	<b>4,605</b>
Earnings per equity share (computed on the basis of profit/(loss) for the year):	16		
(1) Basic		(0.67)	0.46
(2) Diluted		(0.67)	0.46

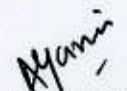
Summary of significant accounting policies 3

The accompanying notes are an integral part of the financial statements.

As per our report of even date

For Rajeev & Ajay  
Firm Registration No : 009977N  
Chartered Accountants  
  
Ajay Sachdeva  
Partner  
Membership No. : 084302

For and on behalf of the Board of Directors of  
JANITOR PROPBUILD PRIVATE LIMITED

  
Anindya Garai  
Director  
DIN-02046818

  
Amitava Chattopadhyay  
Director  
DIN-07150600

Place : New Delhi

Date : 24 MAY 2017

**JASPER PROPBUILD PRIVATE LIMITED**  
**BALANCE SHEET AS AT 31 MARCH 2017**  
(Amount in Rupees, unless otherwise stated)

	Notes	As at 31 March 2017	As at 31 March 2016	As at 1 April 2015
<b>ASSETS</b>				
<b>Current assets</b>				
Inventories	4	2,03,60,831	2,03,60,831	2,03,60,831
Financial assets				
Cash and cash equivalents	5	13,568	5,328	13,555
Other financial assets	6	-	1,18,59,942	1,18,59,942
Other current assets	7	-	-	-
		<u>2,03,74,399</u>	<u>3,22,26,101</u>	<u>3,22,34,328</u>
<b>Total Assets</b>		<u>2,03,74,399</u>	<u>3,22,26,101</u>	<u>3,22,34,328</u>
<b>EQUITY AND LIABILITIES</b>				
<b>Equity</b>				
Equity share capital	8	1,00,000	1,00,000	1,00,000
Other equity	9			
Retained Earnings		(12,10,329)	(12,03,545)	(11,95,518)
<b>Total equity</b>		<u>(11,10,329)</u>	<u>(11,03,545)</u>	<u>(10,95,518)</u>
<b>LIABILITIES</b>				
<b>Current liabilities</b>				
Financial liabilities				
Trade payables	10	5,750	5,725	5,926
Other current liabilities	11	2,14,78,978	3,33,23,920	3,33,23,920
<b>Total liabilities</b>		<u>2,14,84,728</u>	<u>3,33,29,645</u>	<u>3,33,29,846</u>
<b>Total Equity and Liabilities</b>		<u>2,03,74,399</u>	<u>3,22,26,101</u>	<u>3,22,34,328</u>

Summary of significant accounting policies 3

The accompanying notes are an integral part of the financial statements.

As per our report of even date

For Rajeev & Ajay  
Firm registration No : 009977N  
Chartered Accountants

Ajay Sachdeva  
Partner  
Membership No. : 084302



For and on behalf of the Board of Directors of  
**JASPER PROPBUILD PRIVATE LIMITED**

Mahesh Pal Singh  
Director  
DIN-07108963

Anindya Garai  
Director  
DIN-02046818

*Mahesh Pal Singh*  
*Anindya Garai*

Place : New Delhi

Date :

24 MAY 2017

**JASPER PROPBUILD PRIVATE LIMITED**  
**STATEMENT OF PROFIT AND LOSS FOR THE YEAR ENDED 31 MARCH 2017**  
(Amount in Rupees, unless otherwise stated)

Particulars	Notes	31 March 2017	31 March 2016
<b>Total Income (I)</b>		-	-
<b>EXPENSES</b>			
Other expenses	12	6,698	7,960
Finance costs	13	86	66
<b>Total Expenses (II)</b>		6,784	8,026
<b>Profit/(Loss) before tax from continuing operations (I-II)</b>		(6,784)	(8,026)
<b>Tax expense:</b>			
<b>Profit/(Loss) for the year from continuing operations</b>		(6,784)	(8,026)
<b>Other Comprehensive Income</b>		-	-
<b>Total other comprehensive income for the year, net of tax</b>		-	-
<b>Total comprehensive income/(loss) for the year, net of tax</b>		(6,784)	(8,026)
<b>Earnings per equity share (computed on the basis of profit/(loss) for the year):</b>	14		
(1) Basic		(0.68)	(0.80)
(2) Diluted		(0.68)	(0.80)
<b>Summary of significant accounting policies</b>	3		
The accompanying notes are an integral part of the financial statements.			
As per our report of even date			

For Rajeev & Ajay  
Firm registration No : 009977N  
Chartered Accountants

Ajay Sachdeva  
Partner  
Membership No : 084302



For and on behalf of the Board of Directors of  
**JASPER PROPBUILD PRIVATE LIMITED**

Mahesh Pal Singh  
Director  
DIN-07108963

Anindya Garai  
Director  
DIN-02046818

*Mahesh Pal Singh*

*Anindya Garai*

Place : New Delhi  
Date : 24 MAY 2017



**JAUNT PROPBUILD PRIVATE LIMITED**  
**BALANCE SHEET AS AT 31 MARCH 2017**  
(Amount in Rupees, unless otherwise stated)

	Notes	As at 31 March 2017	As at 31 March 2016	As at 1 April 2015
<b>ASSETS</b>				
<b>Current assets</b>				
Inventories	4	1,52,59,968	1,52,59,968	1,52,59,968
Financial assets				
Cash and cash equivalents	5	12,466	567	8,178
		1,52,72,434	1,52,60,535	1,52,68,146
<b>Total Assets</b>		<b>1,52,72,434</b>	<b>1,52,60,535</b>	<b>1,52,68,146</b>
<b>EQUITY AND LIABILITIES</b>				
<b>Equity</b>				
Equity share capital	6	1,00,000	1,00,000	1,00,000
Other equity	7			
Retained Earnings		(14,57,280)	(14,49,769)	(14,41,436)
<b>Total equity</b>		<b>(13,57,280)</b>	<b>(13,49,769)</b>	<b>(13,41,436)</b>
<b>LIABILITIES</b>				
<b>Current liabilities</b>				
Financial liabilities				
Trade payables	8	5,750	6,340	5,618
Other current liabilities	9	1,66,23,964	1,66,03,964	1,66,03,964
<b>Total liabilities</b>		<b>1,66,29,714</b>	<b>1,66,10,304</b>	<b>1,66,09,582</b>
<b>Total Equity and Liabilities</b>		<b>1,52,72,434</b>	<b>1,52,60,535</b>	<b>1,52,68,146</b>

Summary of significant accounting policies

3

The accompanying notes are an integral part of the financial statements.

As per our report of even date

For Rajeev & Ajay  
Firm registration No : 009977N  
Chartered Accountants

Ajay Sachdeva  
Partner  
Membership No. : 084302



For and on behalf of the Board of Directors of  
JAUNT PROPBUILD PRIVATE LIMITED

Anindya Garai  
Director  
DIN-02046818

Jasveer Singh Panwar  
Director  
DIN-06849825

*(Signature)*

*(Signature)*

*(Signature)*

Place : New Delhi  
Date :

24 MAY 2017

**JAUNT PROPBUILD PRIVATE LIMITED**  
**STATEMENT OF PROFIT AND LOSS FOR THE YEAR ENDED 31 MARCH 2017**  
(Amount in Rupees, unless otherwise stated)

Particulars	Notes	31 March 2017	31 March 2016
<b>Total Income (I)</b>		-	-
<b>EXPENSES</b>			
Other expenses	10	6,699	8,267
Finance costs	11	812	66
<b>Total Expenses (II)</b>		7,511	8,333
<b>Profit/(Loss) before tax from continuing operations (I-II)</b>		(7,511)	(8,333)
<b>Tax expense:</b>			
<b>Profit/(Loss) for the year from continuing operations</b>		(7,511)	(8,333)
<b>Other Comprehensive Income</b>		-	-
<b>Total other comprehensive income for the year, net of tax</b>		-	-
<b>Total comprehensive income/(loss) for the year, net of tax</b>		(7,511)	(8,333)
<b>Earnings per equity share (computed on the basis of profit/(loss) for the year):</b>	12		
(1) Basic		(0.75)	(0.83)
(2) Diluted		(0.75)	(0.83)

Summary of significant accounting policies

3

The accompanying notes are an integral part of the financial statements.

As per our report of even date

For Rajeev & Ajay  
Firm registration No : 009977N  
Chartered Accountants

Ajay Sachdeva  
Partner  
Membership No. : 084302

For and on behalf of the Board of Directors of  
**JAUNT PROPBUILD PRIVATE LIMITED**

Anindya Garai  
Director  
DIN-02046818

Jasveer Singh Panwar  
Director  
DIN-06849825

Place : New Delhi

Date : 24 MAY 2017

**JAY PROPBUILD PRIVATE LIMITED**  
**BALANCE SHEET AS AT 31 MARCH 2017**  
(Amount in Rupees, unless otherwise stated)

	Notes	As at 31 March 2017	As at 31 March 2016	As at 1 April 2015
<b>ASSETS</b>				
Current assets				
Inventories	4	38,12,94,474	38,12,94,474	38,14,08,587
Financial assets				
Cash and cash equivalents	5	4,175	12,303	19,709
Other financial asset	6	26,08,940	26,08,940	-
Other current assets	7	16,73,18,750	16,73,18,750	16,73,18,750
<b>Total Assets</b>		<b>55,12,26,339</b>	<b>55,12,34,467</b>	<b>54,87,47,046</b>
<b>EQUITY AND LIABILITIES</b>				
Equity				
Equity share capital	8	1,00,000	1,00,000	1,00,000
Other equity	9			
Retained earnings		(2,76,201)	(2,68,663)	(2,60,534)
<b>Total equity</b>		<b>(1,76,201)</b>	<b>(1,68,663)</b>	<b>(1,60,534)</b>
<b>LIABILITIES</b>				
Current liabilities				
Financial liabilities				
Trade payables	10	5,750	6,340	5,618
Other current liabilities	11	55,13,96,789	55,13,96,789	54,89,01,962
<b>Total liabilities</b>		<b>55,14,02,539</b>	<b>55,14,03,129</b>	<b>54,89,07,580</b>
<b>Total Equity and Liabilities</b>		<b>55,12,26,339</b>	<b>55,12,34,467</b>	<b>54,87,47,046</b>
Summary of significant accounting policies	3			

The accompanying notes are an integral part of the financial statements.

As per our report of even date

For Rajeev & Ajay  
Firm registration No : 009977N  
Chartered Accountants

Ajay Sachdeva  
Partner  
Membership No. : 084302

Place : New Delhi

Date : 24 MAY 2017

For and on behalf of the Board of Directors of  
JAY PROPBUILD PRIVATE LIMITED

Anindya Garai  
Director  
DIN-02046818

Jasveer Singh Panwar  
Director  
DIN-06849825



**JAY PROBUILD PRIVATE LIMITED**  
**STATEMENT OF PROFIT AND LOSS FOR THE YEAR ENDED 31 MARCH 2017**  
(Amount in Rupees, unless otherwise stated)

Particulars	Notes	31 March 2017	31 March 2016
Other income	12	300	-
<b>Total Income (I)</b>		<b>300</b>	<b>-</b>
<b>EXPENSES</b>			
Other expenses	13	7,723	8,062
Finance costs	14	115	66
<b>Total Expenses (II)</b>		<b>7,838</b>	<b>8,128</b>
<b>Profit/(loss) before tax from continuing operations (I-II)</b>		<b>(7,538)</b>	<b>(8,128)</b>
Tax expense		-	-
<b>Profit/(Loss) for the year from continuing operations</b>		<b>(7,538)</b>	<b>(8,128)</b>
Other comprehensive income		-	-
<b>Total other comprehensive income for the year, net of tax</b>		<b>-</b>	<b>-</b>
<b>Total comprehensive income for the year, net of tax</b>		<b>(7,538)</b>	<b>(8,128)</b>
Earnings per equity share (computed on the basis of profit/(loss) for the year):	15		
(1) Basic		(0.75)	(0.81)
(2) Diluted		(0.75)	(0.81)

Summary of significant accounting policies

3

The accompanying notes are an integral part of the financial statements.

As per our report of even date

For Rajeev & Ajay  
Firm registration No : 009977N  
Chartered Accountants

Ajay Sachdeva  
Partner  
Membership No. :084302

For and on behalf of the Board of Directors of  
JAY PROBUILD PRIVATE LIMITED

Anindya Garai  
Director  
DIN-02046818

Jasveer Singh Panwar  
Director  
DIN-06849825

Place : New Delhi

Date : 24 MAY 2017

**JEMMY PROPBUILD PRIVATE LIMITED**  
**BALANCE SHEET AS AT 31 MARCH 2017**  
(Amount in Rupees, unless otherwise stated)

	Notes	As at 31 March 2017	As at 31 March 2016	As at 1 April 2015
<b>ASSETS</b>				
<b>Current assets</b>				
Inventories	4	15,93,872	15,93,872	15,93,872
Financial assets				
Cash and cash equivalents	5	12,651	6,747	8,178
Other financial assets	6	1,37,99,567	1,37,99,567	1,37,99,567
		1,54,06,090	1,54,00,186	1,54,01,617
<b>Total Assets</b>		<b>1,54,06,090</b>	<b>1,54,00,186</b>	<b>1,54,01,617</b>
<b>EQUITY AND LIABILITIES</b>				
<b>Equity</b>				
Equity share capital	7	1,00,000	1,00,000	1,00,000
Other equity	8			
Retained Earnings		(2,49,492)	(2,42,371)	(2,33,833)
<b>Total equity</b>		<b>(1,49,492)</b>	<b>(1,42,371)</b>	<b>(1,33,833)</b>
<b>LIABILITIES</b>				
<b>Current liabilities</b>				
Financial liabilities				
Trade payables	9	5,750	5,725	5,618
Other current liabilities	10	1,55,49,832	1,55,36,832	1,55,29,832
<b>Total liabilities</b>		<b>1,55,55,582</b>	<b>1,55,42,557</b>	<b>1,55,35,450</b>
<b>Total Equity and Liabilities</b>		<b>1,54,06,090</b>	<b>1,54,00,186</b>	<b>1,54,01,617</b>

Summary of significant accounting policies

3


The accompanying notes are an integral part of the financial statements.

As per our report of even date

For Rajeev & Ajay  
Firm registration No.: 009977N  
Chartered Accountants  
  
Ajay Sachdeva  
Partner  
Membership No.: 084302

For and on behalf of the Board of Directors of  
**JEMMY PROPBUILD PRIVATE LIMITED**

  
Ashish Jerath  
Director  
DIN-02840618

  
Aseem Kalla  
Director  
DIN-03048820

Place : New Delhi

Date : 24 MAY 2017

**JEMMY PROPBUILD PRIVATE LIMITED**  
**STATEMENT OF PROFIT AND LOSS FOR THE YEAR ENDED 31 MARCH 2017**  
(Amount in Rupees, unless otherwise stated)

Particulars	Notes	31 March 2017	31 March 2016
<b>Total Income (I)</b>		-	-
<b>EXPENSES</b>			
Other expenses	11	7,006	8,472
Finance costs	12	115	66
<b>Total Expenses (II)</b>		7,121	8,538
<b>Profit/(Loss) before tax from continuing operations (I-II)</b>		(7,121)	(8,538)
<b>Tax expense:</b>			
<b>Profit/(Loss) for the year from continuing operations</b>		(7,121)	(8,538)
<b>Other Comprehensive Income</b>		-	-
<b>Total other comprehensive income for the year, net of tax</b>		-	-
<b>Total comprehensive income/(loss) for the year, net of tax</b>		(7,121)	(8,538)
<b>Earnings per equity share (computed on the basis of profit/(loss) for the year):</b>	13		
(1) Basic		(0.71)	(0.85)
(2) Diluted		(0.71)	(0.85)

Summary of significant accounting policies 3

The accompanying notes are an integral part of the financial statements.

As per our report of even date

For Rajeev & Ajay  
Firm registration No : 009977N  
Chartered Accountants

Ajay Sachdeva  
Partner  
Membership No. : 084302

For and on behalf of the Board of Directors of  
**JEMMY PROPBUILD PRIVATE LIMITED**

Ashish Jerath  
Director  
DIN-02840618

Aseem Kalia  
Director  
DIN-03048820

Place : New Delhi

Date : 26 MAY 2017



**JERKIN PROPBUILD PRIVATE LIMITED**  
**BALANCE SHEET AS AT 31 MARCH 2017**  
(Amount in Rupees, unless otherwise stated)

	Notes	As at 31 March 2017	As at 31 March 2016	As at 1 April 2015
<b>ASSETS</b>				
<b>Current assets</b>				
Inventories	4	70,62,724	70,62,724	70,62,724
Financial assets				
Cash and cash equivalents	5	12,809	9,202	7,720
Other financial assets	6	43,05,070	43,05,070	43,05,070
Other current assets	7	-	-	-
<b>Total Assets</b>		<b>1,13,80,603</b>	<b>1,13,76,996</b>	<b>1,13,75,514</b>
<b>EQUITY AND LIABILITIES</b>				
<b>Equity</b>				
Equity share capital	8	1,00,000	1,00,000	1,00,000
Other equity	9			
Retained Earnings		(1,37,270)	(1,30,852)	(1,22,228)
<b>Total equity</b>		<b>(37,270)</b>	<b>(30,852)</b>	<b>(22,228)</b>
<b>LIABILITIES</b>				
<b>Current liabilities</b>				
Financial liabilities				
Trade payables	10	5,750	5,725	5,618
Other current liabilities	11	1,14,12,124	1,14,02,124	1,13,92,124
<b>Total liabilities</b>		<b>1,14,17,874</b>	<b>1,14,07,849</b>	<b>1,13,97,742</b>
<b>Total Equity and Liabilities</b>		<b>1,13,80,603</b>	<b>1,13,76,996</b>	<b>1,13,75,514</b>

Summary of significant accounting policies 3

The accompanying notes are an integral part of the financial statements.

As per our report of even date

For Rajeev & Ajay  
Firm registration No : 009977N  
Chartered Accountants

Ajay Sachdeva  
Partner  
Membership No. : 084302

For and on behalf of the Board of Directors of  
**JERKIN PROPBUILD PRIVATE LIMITED**

*Rakesh Rockwell*

Rakesh Rockwell  
Director  
DIN-07119340

*Ashish Jerath*

Ashish Jerath  
Director  
DIN- 02840618

Place : New Delhi

Date : 24 MAY 2017

**JERKIN PROPBUILD PRIVATE LIMITED**  
**STATEMENT OF PROFIT AND LOSS FOR THE YEAR ENDED 31 MARCH 2017**  
(Amount in Rupees, unless otherwise stated)

Particulars	Notes	31 March 2017	31 March 2016
Other Income	12	600	-
<b>Total Income (I)</b>		<b>600</b>	<b>-</b>
<b>EXPENSES</b>			
Other expenses	13	6,903	8,575
Finance costs	14	115	50
<b>Total Expenses (II)</b>		<b>7,018</b>	<b>8,625</b>
<b>Profit/(Loss) before tax from continuing operations (I-II)</b>		<b>(6,418)</b>	<b>(8,625)</b>
<b>Tax expense:</b>			
Current Tax		-	-
<b>Profit/(Loss) for the year from continuing operations</b>		<b>(6,418)</b>	<b>(8,625)</b>
<b>Other Comprehensive Income</b>		<b>-</b>	<b>-</b>
<b>Total other comprehensive income for the year, net of tax</b>		<b>-</b>	<b>-</b>
<b>Total comprehensive income/(loss) for the year, net of tax</b>		<b>(6,418)</b>	<b>(8,625)</b>
Earnings per equity share (computed on the basis of profit/(loss) for the year):	15		
(1) Basic		(0.64)	(0.86)
(2) Diluted		(0.64)	(0.86)

Summary of significant accounting policies 3

The accompanying notes are an integral part of the financial statements.

As per our report of even date


For Rajeev & Ajay  
Firm registration No : 009977N  
Chartered Accountants

Ajay Sachdeva  
Partner  
Membership No. : 084302

For and on behalf of the Board of Directors of  
**JERKIN PROPBUILD PRIVATE LIMITED**



Rakesh Rockwell  
Director  
DIN-07119340



Ashish Jerath  
Director  
DIN- 02840618

Place : New Delhi

Date : 24 MAY 2017

**JETTY PROPBUILD PRIVATE LIMITED**  
**BALANCE SHEET AS AT 31 MARCH 2017**  
(Amount in Rupees, unless otherwise stated)

	Notes	As at 31 March 2017	As at 31 March 2016	As at 1 April 2015
<b>ASSETS</b>				
<b>Current assets</b>				
Inventories	4	7,46,71,594	7,46,71,594	7,46,71,594
Financial assets				
Cash and cash equivalents	5	12,959	6,748	8,178
<b>Total Assets</b>		<b>7,46,84,553</b>	<b>7,46,78,342</b>	<b>7,46,79,772</b>
<b>EQUITY AND LIABILITIES</b>				
<b>Equity</b>				
Equity share capital	6	1,00,000	1,00,000	1,00,000
Other equity	7			
Retained Earnings		(2,59,031)	(2,52,217)	(2,43,680)
<b>Total equity</b>		<b>(1,59,031)</b>	<b>(1,52,217)</b>	<b>(1,43,680)</b>
<b>LIABILITIES</b>				
<b>Current liabilities</b>				
Financial liabilities				
Trade payables	8	5,750	5,725	5,618
Other current liabilities	9	7,48,37,834	7,48,24,834	7,48,17,834
<b>Total liabilities</b>		<b>7,48,43,584</b>	<b>7,48,30,559</b>	<b>7,48,23,452</b>
<b>Total Equity and Liabilities</b>		<b>7,46,84,553</b>	<b>7,46,78,342</b>	<b>7,46,79,772</b>

Summary of significant accounting policies 3

The accompanying notes are an integral part of the financial statements.

As per our report of even date

For Rajeev & Ajay  
Firm registration No : 009977N  
Chartered Accountants



Ajay Sachdeva  
Partner  
Membership No. : 084302

For and on behalf of the Board of Directors of  
**JETTY PROPBUILD PRIVATE LIMITED**

Rakesh Rockwell  
Director  
DIN-07119340

Ashish Jerath  
Director  
DIN- 02840618

Place : New Delhi  
Date : 24 MAY 2017



**JETTY PROPBUILD PRIVATE LIMITED**  
**STATEMENT OF PROFIT AND LOSS FOR THE YEAR ENDED 31 MARCH 2017**  
(Amount in Rupees, unless otherwise stated)

Particulars	Notes	31 March 2017	31 March 2016
<b>Total Income (I)</b>		-	-
<b>EXPENSES</b>			
Other expenses	10	6,699	8,471
Finance costs	11	115	66
<b>Total Expenses (II)</b>		6,814	8,537
<b>Profit/(Loss) before tax from continuing operations (I-II)</b>		(6,814)	(8,537)
<b>Tax expense:</b>			
Current Tax		-	-
<b>Profit/(Loss) for the year from continuing operations</b>		(6,814)	(8,537)
<b>Other Comprehensive Income</b>		-	-
<b>Total other comprehensive income for the year, net of tax</b>		-	-
<b>Total comprehensive income/(loss) for the year, net of tax</b>		(6,814)	(8,537)
<b>Earnings per equity share (computed on the basis of profit/(loss) for the year):</b>	12		
(1) Basic		(0.68)	(0.85)
(2) Diluted		(0.68)	(0.85)

Summary of significant accounting policies 3


The accompanying notes are an integral part of the financial statements.

As per our report of even date

For Rajeev & Ajay  
Firm registration No : 009977N  
Chartered Accountants

  
Ajay Sachdeva  
Partner  
Membership No. : 084302

For and on behalf of the Board of Directors of  
**JETTY PROPBUILD PRIVATE LIMITED**



Rakesh Rockwell  
Director  
DIN-07119340



Ashish Jerath  
Director  
DIN- 02840618

Place : New Delhi

Date : 24 MAY 2017

**JIG PROPBUILD PRIVATE LIMITED**  
**BALANCE SHEET AS AT 31 MARCH 2017**  
(Amount in Rupees, unless otherwise stated)

	Notes	As at 31 March 2017	As at 31 March 2016	As at 1 April 2015
<b>ASSETS</b>				
Current assets				
Inventories	4	30,36,451	30,36,451	30,36,451
Financial assets				
Cash and cash equivalents	5	13,512	772	8,178
<b>Total Assets</b>		<b>30,49,963</b>	<b>30,37,223</b>	<b>30,44,629</b>
<b>EQUITY AND LIABILITIES</b>				
Equity				
Equity share capital	6	1,00,000	1,00,000	1,00,000
Other equity	7			
Retained Earnings		(2,53,615)	(2,45,331)	(2,37,818)
<b>Total equity</b>		<b>(1,53,615)</b>	<b>(1,45,331)</b>	<b>(1,37,818)</b>
<b>LIABILITIES</b>				
Current liabilities				
Financial liabilities				
Trade payables	8	5,750	5,725	5,618
Other current liabilities	9	31,97,829	31,76,829	31,76,829
<b>Total liabilities</b>		<b>32,03,579</b>	<b>31,82,554</b>	<b>31,82,447</b>
<b>Total Equity and Liabilities</b>		<b>30,49,963</b>	<b>30,37,223</b>	<b>30,44,629</b>
Summary of significant accounting policies	3			

The accompanying notes are an integral part of the financial statements.

As per our report of even date

For Rajeev & Ajay  
Firm registration No : 009977N  
Chartered Accountants

Ajay Sachdeva  
Partner  
Membership No : 084302

Place : New Delhi  
Date :

24 MAY 2017

For and on behalf of the Board of Directors of  
JIG PROPBUILD PRIVATE LIMITED

  
Birendra Kumar Thakur  
Director  
DIN-06788732

  
Ashish Jerath  
Director  
DIN- 02840618

**JIG PROPBUILD PRIVATE LIMITED**  
**STATEMENT OF PROFIT AND LOSS FOR THE YEAR ENDED 31 MARCH 2017**  
(Amount in Rupees, unless otherwise stated)

Particulars	Notes	31 March 2017	31 March 2016
<b>Total Income (I)</b>		-	-
<b>EXPENSES</b>			
Other expenses	10	6,801	7,447
Finance costs	11	1,483	66
<b>Total Expenses (II)</b>		8,284	7,513
<b>Profit/(Loss) before tax from continuing operations (I-II)</b>		(8,284)	(7,513)
<b>Tax expense:</b>			
Current Tax		-	-
<b>Profit/(Loss) for the year from continuing operations</b>		(8,284)	(7,513)
<b>Other Comprehensive Income</b>		-	-
<b>Total other comprehensive income for the year, net of tax</b>		-	-
<b>Total comprehensive income/(loss) for the year, net of tax</b>		(8,284)	(7,513)
<b>Earnings per equity share (computed on the basis of profit/(loss) for the year):</b>	12		
(1) Basic		(0.83)	(0.75)
(2) Diluted		(0.83)	(0.75)

Summary of significant accounting policies 3

The accompanying notes are an integral part of the financial statements.

As per our report of even date

For Rajeev & Ajay  
Firm registration No : 009977N  
Chartered Accountants

Ajay Sachdeva  
Partner  
Membership No. : 084302

For and on behalf of the Board of Directors of  
JIG PROPBUILD PRIVATE LIMITED

Birendra Kumar Thakur  
Director  
DIN-06788732

Ashish Jerath  
Director  
DIN- 02840618

Place : New Delhi

Date : 24 MAY 2017



**JIVE PROPBUILD PRIVATE LIMITED**  
**BALANCE SHEET AS AT 31 MARCH 2017**  
(Amount in Rupees, unless otherwise stated)

	Notes	As at 31 March 2017	As at 31 March 2016	As at 1 April 2015
<b>ASSETS</b>				
<b>Current assets</b>				
Inventories	4	1,08,027	1,08,027	1,08,027
Financial assets				
Cash and cash equivalents	5	13,717	875	8,178
Other current assets	6	30,591	30,591	30,591
<b>Total Assets</b>		<b>1,52,335</b>	<b>1,39,493</b>	<b>1,46,796</b>
<b>EQUITY AND LIABILITIES</b>				
<b>Equity</b>				
Equity share capital	7	1,00,000	1,00,000	1,00,000
Other equity	8			
Retained Earnings		(2,21,698)	(2,13,516)	(2,06,106)
<b>Total equity</b>		<b>(1,21,698)</b>	<b>(1,13,516)</b>	<b>(1,06,106)</b>
<b>LIABILITIES</b>				
<b>Current liabilities</b>				
Financial liabilities				
Trade payables	9	5,750	5,725	5,618
Other current liabilities	10	2,68,284	2,47,284	2,47,284
<b>Total liabilities</b>		<b>2,74,034</b>	<b>2,53,009</b>	<b>2,52,902</b>
<b>Total Equity and Liabilities</b>		<b>1,52,335</b>	<b>1,39,493</b>	<b>1,46,796</b>

Summary of significant accounting policies 3

The accompanying notes are an integral part of the financial statements.

As per our report of even date

For Rajeev & Ajay  
Firm registration No : 009977N  
Chartered Accountants

Ajay Sachdeva  
Partner  
Membership No. : 084302

Place : New Delhi  
Date : 24 MAY 2017

For and on behalf of the Board of Directors of  
JIVE PROPBUILD PRIVATE LIMITED

Birendra Kumar Thakur  
Director  
DIN-06788732

V. Radha Krishna  
Director  
DIN- 05268278

**JIVE PROPBUILD PRIVATE LIMITED**  
**STATEMENT OF PROFIT AND LOSS FOR THE YEAR ENDED 31 MARCH 2017**  
(Amount in Rupees, unless otherwise stated)

Particulars	Notes	31 March 2017	31 March 2016
<b>Total Income (I)</b>		-	-
<b>EXPENSES</b>			
Other expenses	11	6,699	7,344
Finance costs	12	1,483	66
<b>Total Expenses (II)</b>		8,182	7,410
<b>Profit/(Loss) before tax from continuing operations (I-II)</b>		(8,182)	(7,410)
<b>Tax expense:</b>			
Current Tax		-	-
<b>Profit/(Loss) for the year from continuing operations</b>		(8,182)	(7,410)
<b>Other Comprehensive Income</b>		-	-
<b>Total other comprehensive income for the year, net of tax</b>		-	-
<b>Total comprehensive income/(loss) for the year, net of tax</b>		(8,182)	(7,410)
<b>Earnings per equity share (computed on the basis of profit/(loss) for the year):</b>	13		
(1) Basic		(0.82)	(0.74)
(2) Diluted		(0.82)	(0.74)

Summary of significant accounting policies 3

The accompanying notes are an integral part of the financial statements.

As per our report of even date

For Rajeev & Ajay  
Firm registration No : 009977N  
Chartered Accountants

Ajay Sachdeva  
Partner  
Membership No. : 084302



For and on behalf of the Board of Directors of  
JIVE PROPBUILD PRIVATE LIMITED

*Birendra Kumar Thakur*  
Birendra Kumar Thakur  
Director  
DIN-06788732

*V. Radha Krishna*  
Vazhakkate Radha Krishna  
Director  
DIN- 05268278

Place : New Delhi

Date :

24 MAY 2017

**JUHI PROMOTERS PRIVATE LIMITED**  
**BALANCE SHEET AS AT 31 MARCH 2017**  
(Amount in Rupees, unless otherwise stated)

**ASSETS**

**Current assets**

Inventories	
Financial assets	
Cash and cash equivalents	
Other financial assets	
Other current assets	
<b>Total Assets</b>	

Notes	As at 31 March 2017	As at 31 March 2016	As at 1 April 2015
4	1,03,05,918	1,03,05,918	1,03,05,918
5	12,015	10,477	2,143
6	7,13,03,577	7,13,03,577	9,95,75,312
7	-	10,59,778	10,59,778
	<b>8,16,21,510</b>	<b>8,26,79,750</b>	<b>11,09,43,151</b>

**EQUITY AND LIABILITIES**

**Equity**

Equity share capital	
Other equity	
Retained earnings	
<b>Total equity</b>	

8	1,00,000	1,00,000	1,00,000
9	10,52,834	2,81,800	3,01,617
	<b>11,52,834</b>	<b>3,81,800</b>	<b>4,01,617</b>

**LIABILITIES**

**Current liabilities**

Financial liabilities	
Trade payables	
Other financial liabilities	
Other current liabilities	
Provisions	
<b>Total liabilities</b>	

10	3,10,45,814	3,98,94,340	4,40,84,131
11	10,10,030	10,10,030	14,89,854
12	4,83,92,131	4,13,93,580	6,49,67,549
13	20,701	-	-
	<b>8,04,68,676</b>	<b>8,22,97,950</b>	<b>11,05,41,534</b>
	<b>8,16,21,510</b>	<b>8,26,79,750</b>	<b>11,09,43,151</b>

**Total Equity and Liabilities**

Summary of significant accounting policies

3

The accompanying notes are an integral part of the financial statements.

As per our report of even date

For MNV & CO.  
Firm Reg. No.: 023682N  
Chartered Accountants

Vikrant Suri  
Partner  
Membership No.: 505887



Place : New Delhi

Date : 24 MAY 2017

For and on behalf of the Board of Directors of  
**JUHI PROMOTERS PRIVATE LIMITED**

Mukesh Kumar Gupta  
Director  
DIN-02354428

Sanjay Sharma  
Director  
DIN-05320421

NEW DELHI  
24 MAY 2017

NEW DELHI  
24 MAY 2017



**JUHI PROMOTERS PRIVATE LIMITED**  
**STATEMENT OF PROFIT AND LOSS FOR THE YEAR ENDED 31 MARCH 2017**  
(Amount in Rupees, unless otherwise stated)

Particulars	Notes	31 March 2017	31 March 2016
Other Income	14	7,99,264	-
<b>Total Income (I)</b>		<b>7,99,264</b>	<b>-</b>
<b>EXPENSES</b>			
Other expenses	15	7,415	19,257
Finance costs	16	114	561
<b>Total Expenses (II)</b>		<b>7,529</b>	<b>19,818</b>
<b>Profit(Loss) before tax from operations (I-II)</b>		<b>7,91,735</b>	<b>(19,818)</b>
<b>Tax expense:</b>			
Current tax		20,700	-
<b>Profit(Loss) for the year from operations</b>		<b>7,71,035</b>	<b>(19,818)</b>
Other comprehensive income/(loss)		-	-
<b>Total other comprehensive income/(loss) for the year, net of tax</b>		<b>-</b>	<b>-</b>
<b>Total comprehensive income/(loss) for the year, net of tax</b>		<b>7,71,035</b>	<b>(19,818)</b>
Earnings per equity share (computed on the basis of profit/(loss) for the year):	17		
(1) Basic		77.10	(1.98)
(2) Diluted		77.10	(1.98)

Summary of significant accounting policies

3

The accompanying notes are an integral part of the financial statements.

As per our report of even date

For MNV & CO.  
Firm Reg. No.: 023682N  
Chartered Accountants  
  
Vipin Suri  
Partner  
Membership No.: 505887



Place : New Delhi

Date : 24 MAY 2017

For and on behalf of the Board of Directors of  
**JUHI PROMOTERS PRIVATE LIMITED**

   
Mukesh Kumar Gupta Sanjay Sharma  
Director Director  
DIN-02354428 DIN-05320421

NEW DELHI

24 MAY 2017

NEW DELHI

24 MAY 2017



**KAMDHENU PROJECTS PRIVATE LIMITED**  
**STANDALONE BALANCE SHEET AS AT 31 MARCH 2017**  
(Amount in Rupees, unless otherwise stated)

	Notes	As at 31 March 2017	As at 31 March 2016	As at 1 April 2015
<b>ASSETS</b>				
<b>Non-current assets</b>				
Financial Assets				
Investments	4	6,00,000	6,00,000	7,00,000
		<b>6,00,000</b>	<b>6,00,000</b>	<b>7,00,000</b>
<b>Current assets</b>				
Inventories	5	70,78,13,810	70,65,81,791	68,58,39,669
Financial assets				
Cash and cash equivalents	6	11,925	5,955	13,593
Other financial assets	7	31,93,26,778	11,69,77,331	11,69,77,331
Other current assets	8	61,45,501	60,43,670	70,83,016
		<b>1,03,32,98,014</b>	<b>82,96,08,747</b>	<b>80,99,13,610</b>
<b>Total Assets</b>		<b>1,03,38,98,014</b>	<b>83,02,08,747</b>	<b>81,06,13,610</b>
<b>EQUITY AND LIABILITIES</b>				
<b>Equity</b>				
Equity share capital	9	1,00,000	1,00,000	1,00,000
Other equity	10			
Retained Earnings		(5,35,71,519)	(5,35,62,174)	(5,30,40,285)
<b>Total equity</b>		<b>(5,34,71,519)</b>	<b>(5,34,62,174)</b>	<b>(5,29,40,285)</b>
<b>LIABILITIES</b>				
<b>Current liabilities</b>				
Financial liabilities				
Trade payables	11	11,500	11,450	37,118
Other current liabilities	12	1,08,73,58,033	88,36,59,471	86,35,16,776
<b>Total liabilities</b>		<b>1,08,73,69,533</b>	<b>88,36,70,921</b>	<b>86,35,53,894</b>
<b>Total Equity and Liabilities</b>		<b>1,03,38,98,014</b>	<b>83,02,08,747</b>	<b>81,06,13,610</b>

Summary of significant accounting policies 3

The accompanying notes are an integral part of the financial statements.

As per our report of even date

For MNV & CO.  
Firm Reg. No.: 023682N  
Chartered Accountants

Vikrant Suri  
Partner  
Membership No.: 505887



For and on behalf of the Board of Directors of  
**KAMDHENU PROJECTS PRIVATE LIMITED**

Khaliqz Zaman  
Director  
DIN- 06849826

Birendra Kumar Thakur  
Director  
DIN- 06788732

Place : New Delhi

Date : 24<sup>th</sup> May 2017

**KAMDHENU PROJECTS PRIVATE LIMITED**  
**STANDALONE STATEMENT OF PROFIT AND LOSS FOR THE YEAR ENDED 31 MARCH 2017**  
(Amount in Rupees, unless otherwise stated)

Particulars	Notes	31 March 2017	31 March 2016
<b>Total Income (I)</b>		-	-
<b>EXPENSES</b>			
Other expenses	13	9,080	5,21,770
Finance costs	14	265	119
<b>Total Expenses (II)</b>		9,345	5,21,889
<b>Profit/(Loss) before tax from operations (I-II)</b>		(9,345)	(5,21,889)
<b>Tax expense:</b>			
Current Tax		-	-
<b>Profit/(Loss) for the year from operations</b>		(9,345)	(5,21,889)
<b>Other Comprehensive Income</b>		-	-
<b>Total other comprehensive income for the year, net of tax</b>		-	-
<b>Total comprehensive income/(loss) for the year, net of tax</b>		(9,345)	(5,21,889)
<b>Earnings per equity share (computed on the basis of profit/(loss) for the year):</b>	15		
(1) Basic		(0.93)	(52.19)
(2) Diluted		(0.93)	(52.19)

Summary of significant accounting policies 3

The accompanying notes are an integral part of the financial statements.

As per our report of even date

For MNV & CO.  
Firm Reg. No.: 023682N  
Chartered Accountants

Vikram Suri  
Partner

Membership No.: 505887



For and on behalf of the Board of Directors of  
KAMDHENU PROJECTS PRIVATE LIMITED

Khaliq Zaman  
Director  
DIN- 06849826

Birendra Kumar Thakur  
Director  
DIN- 06788732

Place : New Delhi

Date : 24<sup>th</sup> May 2017



**KARTIKAY BUILDWELL PRIVATE LIMITED**  
**BALANCE SHEET AS AT 31 MARCH 2017**  
(Amount in Rupees, unless otherwise stated)

	Notes	As at 31 March 2017	As at 31 March 2016	As at 1 April 2015
<b>ASSETS</b>				
<b>Non-current assets</b>				
Property, plant and equipment	4	-	-	-
<b>Current assets</b>				
Financial assets				
Cash and cash equivalents	5	23,993	31,675	32,162
Other current assets	6	-	-	-
		<b>23,993</b>	<b>31,675</b>	<b>32,162</b>
<b>Total Assets</b>		<b>23,993</b>	<b>31,675</b>	<b>32,162</b>
<b>EQUITY AND LIABILITIES</b>				
<b>Equity</b>				
Equity share capital	7	1,00,000	1,00,000	1,00,000
Other equity	8			
Retained Earnings		(2,88,67,265)	(2,88,60,172)	(2,89,94,084)
<b>Total equity</b>		<b>(2,87,67,265)</b>	<b>(2,87,60,172)</b>	<b>(2,88,94,084)</b>
<b>LIABILITIES</b>				
<b>Current liabilities</b>				
Financial liabilities				
Trade payables	9	20,630	21,220	5,618
Other current liabilities	10	2,87,70,628	2,87,70,628	2,89,20,628
<b>Total liabilities</b>		<b>2,87,91,258</b>	<b>2,87,91,848</b>	<b>2,89,26,246</b>
<b>Total Equity and Liabilities</b>		<b>23,993</b>	<b>31,675</b>	<b>32,162</b>

Summary of significant accounting policies 3

The accompanying notes are an integral part of the financial statements.

As per our report of even date

For MNV & CO.  
Firm Reg. No.: 023682N  
Chartered Accountants

Vibrant Suri  
Partner  
Membership No.: 505887



Place : New Delhi  
Date : 24<sup>th</sup> May 2017

For and on behalf of the Board of Directors of  
KARTIKAY BUILDWELL PRIVATE LIMITED

Chandra Shekher Joshi  
Director  
DIN- 07099624

Varun Aggarwal  
Director  
DIN- 06966535

**KARTIKAY BUILDWELL PRIVATE LIMITED**  
**STATEMENT OF PROFIT AND LOSS FOR THE YEAR ENDED 31 MARCH 2017**  
(Amount in Rupees, unless otherwise stated)

Particulars	Notes	31 March 2017	31 March 2016
Other Income	11	-	1,51,512
<b>Total Income (I)</b>		-	<b>1,51,512</b>
<b>EXPENSES</b>			
Other expenses	12	7,006	17,551
Finance costs	13	86	50
<b>Total Expenses (II)</b>		<b>7,092</b>	<b>17,601</b>
<b>Profit/(Loss) before tax from operations (I-II)</b>		<b>(7,092)</b>	<b>1,33,911</b>
<b>Tax expense:</b>			
Current Tax		-	-
<b>Profit/(Loss) for the year from operations</b>		<b>(7,092)</b>	<b>1,33,911</b>
<b>Other Comprehensive Income</b>		-	-
<b>Total other comprehensive income for the year, net of tax</b>		-	-
<b>Total comprehensive income/(loss) for the year, net of tax</b>		<b>(7,092)</b>	<b>1,33,911</b>
Earnings per equity share (computed on the basis of profit/(loss) for the year):	14		
(1) Basic		(0.71)	13.39
(2) Diluted		(0.71)	13.39

Summary of significant accounting policies 3

The accompanying notes are an integral part of the financial statements.

As per our report of even date

For MNV & CO.  
Firm Reg. No.: 023682N  
Chartered Accountants

Vikram Suri  
Partner  
Membership No.: 505887



For and on behalf of the Board of Directors of  
**KARTIKAY BUILDWELL PRIVATE LIMITED**

Chandra Shekher Joshi  
Director  
DIN- 07099624

Varun Agarwal  
Director  
DIN- 06966535

Place : New Delhi

Date : 24<sup>th</sup> May 2017

**KAYAK PROPBUILD PRIVATE LIMITED**  
**BALANCE SHEET AS AT 31 MARCH 2017**  
(Amount in Rupees, unless otherwise stated)

	Notes	As at 31 March 2017	As at 31 March 2016	As at 1 April 2015
<b>ASSETS</b>				
<b>Current assets</b>				
Inventories	4	72,51,809	72,51,809	72,51,809
Financial assets				
Cash and cash equivalents	5	15,528	24,235	7,255
<b>Total Assets</b>		<b>72,67,337</b>	<b>72,76,044</b>	<b>72,59,064</b>
<b>EQUITY AND LIABILITIES</b>				
<b>Equity</b>				
Equity share capital	6	1,00,000	1,00,000	1,00,000
Other equity	7			
Retained Earnings		(2,54,765)	(2,46,444)	(2,37,907)
<b>Total equity</b>		<b>(1,54,765)</b>	<b>(1,46,444)</b>	<b>(1,37,907)</b>
<b>LIABILITIES</b>				
<b>Current liabilities</b>				
Financial liabilities				
Trade payables	8	5,750	6,135	5,618
Other current liabilities	9	74,16,353	74,16,353	73,91,353
<b>Total liabilities</b>		<b>74,22,103</b>	<b>74,22,488</b>	<b>73,96,971</b>
<b>Total Equity and Liabilities</b>		<b>72,67,337</b>	<b>72,76,044</b>	<b>72,59,064</b>
Summary of significant accounting policies	3			

The accompanying notes are an integral part of the financial statements.

As per our report of even date

For Rajeev & Ajay  
Firm registration No.: 009977N  
Chartered Accountants

Ajay Sachdeva  
Partner  
Membership No.: 084302

Place : New Delhi  
Date : 24 MAY 2017

For and on behalf of the Board of Directors of  
**KAYAK PROPBUILD PRIVATE LIMITED**

Birendra Kumar Thakur  
Director  
DIN-06788732

Jairaj Vikas Verma  
Director  
DIN-07560019



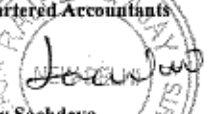
**KAYAK PROBUILD PRIVATE LIMITED**  
**STATEMENT OF PROFIT AND LOSS FOR THE YEAR ENDED 31 MARCH 2017**  
(Amount in Rupees, unless otherwise stated)

Particulars	Notes	31 March 2017	31 March 2016
<b>Total Income (I)</b>		-	-
<b>EXPENSES</b>			
Other expenses	10	8,235	8,471
Finance costs	11	86	66
<b>Total Expenses (II)</b>		<b>8,321</b>	<b>8,537</b>
<b>Profit/(Loss) before tax from continuing operations (I-II)</b>		<b>(8,321)</b>	<b>(8,537)</b>
<b>Tax expense:</b>			
Current Tax		-	-
<b>Profit/(Loss) for the year from continuing operations</b>		<b>(8,321)</b>	<b>(8,537)</b>
<b>Other Comprehensive Income</b>		-	-
<b>Total other comprehensive income for the year, net of tax</b>		-	-
<b>Total comprehensive income/(loss) for the year, net of tax</b>		<b>(8,321)</b>	<b>(8,537)</b>
Earnings per equity share (computed on the basis of profit/(loss) for the year):	12		
(1) Basic		(0.83)	(0.85)
(2) Diluted		(0.83)	(0.85)

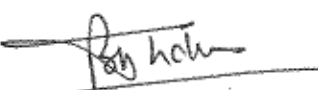
Summary of significant accounting policies 3

The accompanying notes are an integral part of the financial statements.

As per our report of even date

For Rajeev & Ajay  
Firm registration No : 009977N  
Chartered Accountants  
  
Ajay Sachdeva  
Partner  
Membership No. : 084302

For and on behalf of the Board of Directors of  
**KAYAK PROBUILD PRIVATE LIMITED**

  
Birendra Kumar Thakur  
Director  
DIN-06788732

  
Jai Raj Vikas Verma  
Director  
DIN-07560019

Place : New Delhi

Date : 24 MAY 2017

**KEDGE PROPBUILD PRIVATE LIMITED**  
**BALANCE SHEET AS AT 31 MARCH 2017**  
(Amount in Rupees, unless otherwise stated)

	Notes	As at 31 March 2017	As at 31 March 2016	As at 1 April 2015
<b>ASSETS</b>				
<b>Current assets</b>				
Inventories	4	31,27,15,554	31,03,37,997	31,03,37,997
Financial assets				
Cash and cash equivalents	5	10,087	18,823	7,255
Other current assets	6	-	-	-
<b>Total Assets</b>		<b>31,27,25,641</b>	<b>31,03,56,820</b>	<b>31,03,45,252</b>
<b>EQUITY AND LIABILITIES</b>				
<b>Equity</b>				
Equity share capital	7	1,00,000	1,00,000	1,00,000
Other equity	8			
Retained Earnings		4,12,019	4,20,780	4,29,320
<b>Total equity</b>		<b>5,12,019</b>	<b>5,20,780</b>	<b>5,29,320</b>
<b>LIABILITIES</b>				
<b>Current liabilities</b>				
Financial liabilities				
Trade payables	9	5,750	5,725	5,618
Other current liabilities	10	31,22,07,871	30,98,30,314	30,98,10,314
<b>Total liabilities</b>		<b>31,22,13,621</b>	<b>30,98,36,039</b>	<b>30,98,15,932</b>
<b>Total Equity and Liabilities</b>		<b>31,27,25,641</b>	<b>31,03,56,820</b>	<b>31,03,45,252</b>

Summary of significant accounting policies 3

The accompanying notes are an integral part of the financial statements.

As per our report of even date

For Rajeev & Ajay  
Firm registration No : 009977N  
Chartered Accountants

Ajay Sachdeva  
Partner  
Membership No. : 084302

For and on behalf of the Board of Directors of  
**KEDGE PROPBUILD PRIVATE LIMITED**

Birendra Kumar Thakur  
Director  
DIN-06788732

Jairaj Vikas Verma  
Director  
DIN-07560019

Place : New Delhi  
Date :

24 MAY 2017

**KEDGE PROPBUILD PRIVATE LIMITED**  
**STATEMENT OF PROFIT AND LOSS FOR THE YEAR ENDED 31 MARCH 2017**  
(Amount in Rupees, unless otherwise stated)

Particulars	Notes	31 March 2017	31 March 2016
<b>Total Income (I)</b>		-	-
<b>EXPENSES</b>			
Other expenses	11	8,646	8,473
Finance costs	12	115	66
<b>Total Expenses (II)</b>		8,761	8,539
<b>Profit/(Loss) before tax from continuing operations (I-II)</b>		(8,761)	(8,539)
<b>Tax expense:</b>			
Current Tax		-	-
<b>Profit/(Loss) for the year from continuing operations</b>		(8,761)	(8,539)
<b>Other Comprehensive Income</b>		-	-
<b>Total other comprehensive income for the year, net of tax</b>		-	-
<b>Total comprehensive income/(loss) for the year, net of tax</b>		(8,761)	(8,539)
<b>Earnings per equity share (computed on the basis of profit/(loss) for the year):</b>	13		
(1) Basic		(0.88)	(0.85)
(2) Diluted		(0.88)	(0.85)

Summary of significant accounting policies

3

The accompanying notes are an integral part of the financial statements.

As per our report of even date

For Rajeev & Ajay  
Firm registration No : 009977N  
Chartered Accountants

Ajay Sachdeva  
Partner  
Membership No. : 084302

For and on behalf of the Board of Directors of  
KEDGE PROPBUILD PRIVATE LIMITED

Birendra Kumar Thakur  
Director  
DIN-06788732

Jairaj Vikas Verma  
Director  
DIN-07560019

Place : New Delhi

Date :

24 MAY 2017



**KESTREL PROPBUILD PRIVATE LIMITED**  
**BALANCE SHEET AS AT 31 MARCH 2017**  
(Amount in Rupees, unless otherwise stated)

	Notes	As at 31 March 2017	As at 31 March 2016	As at 1 April 2015
<b>ASSETS</b>				
<b>Current assets</b>				
Inventories	4	1,29,48,606	1,29,48,606	1,29,48,606
Financial assets				
Cash and cash equivalents	5	1,10,012	1,16,916	6,373
Other financial assets	6	25,28,871	25,28,871	25,28,871
Other current assets	7	-	-	-
<b>Total Assets</b>		<b>1,55,87,489</b>	<b>1,55,94,393</b>	<b>1,54,83,850</b>
<b>EQUITY AND LIABILITIES</b>				
<b>Equity</b>				
Equity share capital	8	1,00,000	1,00,000	1,00,000
Other equity	9			
Retained Earnings		(2,08,185)	(2,01,256)	(1,91,692)
<b>Total equity</b>		<b>(1,08,185)</b>	<b>(1,01,256)</b>	<b>(91,692)</b>
<b>LIABILITIES</b>				
<b>Current liabilities</b>				
Financial liabilities				
Trade payables	10	5,750	5,725	5,618
Other financial liabilities	11	1,00,000	1,00,000	-
Other current liabilities	12	1,55,89,924	1,55,89,924	1,55,69,924
<b>Total liabilities</b>		<b>1,56,95,674</b>	<b>1,56,95,649</b>	<b>1,55,75,542</b>
<b>Total Equity and Liabilities</b>		<b>1,55,87,489</b>	<b>1,55,94,393</b>	<b>1,54,83,850</b>

Summary of significant accounting policies 3

The accompanying notes are an integral part of the financial statements.

As per our report of even date

For Rajeev & Ajay  
Firm registration No : 009977N  
Chartered Accountants

Ajay Sachdeva  
Partner  
Membership No. : 084302



For and on behalf of the Board of Directors of  
KESTREL PROPBUILD PRIVATE LIMITED

Shaji Kumar Sasidharan  
Director  
DIN-07119343

Amit Dhall  
Director  
DIN-07257270

Place : New Delhi

Date : 24 MAY 2017

**KESTREL PROPBUILD PRIVATE LIMITED**  
**STATEMENT OF PROFIT AND LOSS FOR THE YEAR ENDED 31 MARCH 2017**  
(Amount in Rupees, unless otherwise stated)

Particulars	Notes	31 March 2017	31 March 2016
Other Income	13	500	-
<b>Total Income (I)</b>		<b>500</b>	<b>-</b>
<b>EXPENSES</b>			
Other expenses	14	7,314	9,497
Finance costs	15	115	66
<b>Total Expenses (II)</b>		<b>7,429</b>	<b>9,563</b>
<b>Profit/(Loss) before tax from continuing operations (I-II)</b>		<b>(6,929)</b>	<b>(9,563)</b>
<b>Tax expense:</b>			
Current Tax		-	-
<b>Profit/(Loss) for the year from continuing operations</b>		<b>(6,929)</b>	<b>(9,563)</b>
<b>Other Comprehensive Income</b>		<b>-</b>	<b>-</b>
<b>Total other comprehensive income for the year, net of tax</b>		<b>-</b>	<b>-</b>
<b>Total comprehensive income/(loss) for the year, net of tax</b>		<b>(6,929)</b>	<b>(9,563)</b>
Earnings per equity share (computed on the basis of profit/(loss) for the year):	16		
(1) Basic		(0.69)	(0.96)
(2) Diluted		(0.69)	(0.96)

Summary of significant accounting policies 3

The accompanying notes are an integral part of the financial statements.

As per our report of even date

For Rajeev & Ajay  
Firm registration No : 009977N  
Chartered Accountants

Ajay Sachdeva  
Partner  
Membership No. : 084302



For and on behalf of the Board of Directors of  
**KESTREL PROPBUILD PRIVATE LIMITED**

Shaji Kumar Sasidharan  
Director  
DIN-07119343

Amit Dhall  
Director  
DIN-07257270

Place : New Delhi

Date : 24 MAY 2017

**KISMET PROPBUILD PRIVATE LIMITED**  
**BALANCE SHEET AS AT 31 MARCH 2017**  
(Amount in Rupees, unless otherwise stated)

	Notes	As at 31 March 2017	As at 31 March 2016	As at 1 April 2015
<b>ASSETS</b>				
<b>Current assets</b>				
Inventories	4	16,90,11,829	16,90,11,829	16,90,11,829
Financial assets				
Cash and cash equivalents	5	8,856	16,566	19,991
Other current assets	6	21,67,94,803	21,67,94,803	21,67,94,803
		<u>38,58,15,488</u>	<u>38,58,23,198</u>	<u>38,58,26,623</u>
<b>Total Assets</b>		<b>38,58,15,488</b>	<b>38,58,23,198</b>	<b>38,58,26,623</b>
<b>EQUITY AND LIABILITIES</b>				
<b>Equity</b>				
Equity share capital	7	1,00,000	1,00,000	1,00,000
Other equity	8			
Retained Earnings		(4,60,736)	(4,53,001)	(4,43,851)
<b>Total equity</b>		<u>(3,60,736)</u>	<u>(3,53,001)</u>	<u>(3,43,851)</u>
<b>LIABILITIES</b>				
<b>Current liabilities</b>				
Financial liabilities				
Trade payables	9	11,368	11,343	5,618
Other current liabilities	10	38,61,64,856	38,61,64,856	38,61,64,856
<b>Total liabilities</b>		<u>38,61,76,224</u>	<u>38,61,76,199</u>	<u>38,61,70,474</u>
<b>Total Equity and Liabilities</b>		<u>38,58,15,488</u>	<u>38,58,23,198</u>	<u>38,58,26,623</u>
<b>Summary of significant accounting policies</b>	3			

The accompanying notes are an integral part of the financial statements.

As per our report of even date

For Rajeev & Ajay  
Firm registration No. : 009977N  
Chartered Accountants

Ajay Sachdeva  
Partner  
Membership No. : 004302

Place : New Delhi  
Date :

24 MAY 2017

For and on behalf of the Board of Directors of  
**KISMET PROPBUILD PRIVATE LIMITED**

Varun Aggarwal  
Director  
DIN-06966535

Anindya Garai  
Director  
DIN-02046818



**KISMET PROPBUILD PRIVATE LIMITED**  
**STATEMENT OF PROFIT AND LOSS FOR THE YEAR ENDED 31 MARCH 2017**  
(Amount in Rupees, unless otherwise stated)

Particulars	Notes	31 March 2017	31 March 2016
<b>Total Income (I)</b>		-	-
<b>EXPENSES</b>			
Other expenses	11	7,620	8,800
Finance costs	12	115	350
<b>Total Expenses (II)</b>		<b>7,735</b>	<b>9,150</b>
<b>Profit/(Loss) before tax from continuing operations (I-II)</b>		<b>(7,735)</b>	<b>(9,150)</b>
<b>Tax expense:</b>			
Current Tax		-	-
<b>Profit/(Loss) for the year from continuing operations</b>		<b>(7,735)</b>	<b>(9,150)</b>
<b>Other Comprehensive Income</b>		-	-
<b>Total other comprehensive income for the year, net of tax</b>		-	-
<b>Total comprehensive income/(loss) for the year, net of tax</b>		<b>(7,735)</b>	<b>(9,150)</b>
Earnings per equity share (computed on the basis of profit/(loss) for the year):	13		
(1) Basic		(0.77)	(0.91)
(2) Diluted		(0.77)	(0.91)

Summary of significant accounting policies 3

The accompanying notes are an integral part of the financial statements.

As per our report of even date

For Rajeev & Ajay  
Firm registration No : 009977N  
Chartered Accountants

Ajay Sachdeva  
Partner  
Membership No. : 084302

For and on behalf of the Board of Directors of  
KISMET PROPBUILD PRIVATE LIMITED

Vartun Aggarwal  
Director  
DIN-06966535

Anindya Garai  
Director  
DIN-02046818

Place : New Delhi

Date :

24 MAY 2017

**KNOLL PROPBUILD PRIVATE LIMITED**  
**BALANCE SHEET AS AT 31 MARCH 2017**  
(Amount in Rupees, unless otherwise stated)

	Notes	As at 31 March 2017	As at 31 March 2016	As at 1 April 2015
<b>ASSETS</b>				
<b>Current assets</b>				
Inventories	4	7,49,84,505	7,36,05,906	7,36,05,906
Financial assets				
Cash and cash equivalents	5	12,830	9,618	17,221
<b>Total Assets</b>		<b>7,49,97,335</b>	<b>7,36,15,524</b>	<b>7,36,23,127</b>
<b>EQUITY AND LIABILITIES</b>				
<b>Equity</b>				
Equity share capital	6	1,00,000	1,00,000	1,00,000
Other equity	7			
Retained Earnings		(1,18,300)	(1,11,487)	(1,03,776)
<b>Total equity</b>		<b>(18,300)</b>	<b>(11,487)</b>	<b>(3,776)</b>
<b>LIABILITIES</b>				
<b>Current liabilities</b>				
Financial liabilities				
Trade payables	8	5,750	5,725	5,618
Other current liabilities	9	7,50,09,884	7,36,21,285	7,36,21,285
<b>Total liabilities</b>		<b>7,50,15,634</b>	<b>7,36,27,010</b>	<b>7,36,26,903</b>
<b>Total Equity and Liabilities</b>		<b>7,49,97,335</b>	<b>7,36,15,524</b>	<b>7,36,23,127</b>

Summary of significant accounting policies 3

The accompanying notes are an integral part of the financial statements.

As per our report of even date

For Rajeev & Ajay  
Firm registration No : 009977N  
Chartered Accountants

Ajay Sachdeva  
Partner  
Membership No. : 084302

For and on behalf of the Board of Directors of  
**KNOLL PROPBUILD PRIVATE LIMITED**

Varun Aggarwal  
Director  
DIN-06966535

Manpreet Singh  
Director  
DIN-01194096

Place : New Delhi  
Date : 24 MAY 2017

**KNOLL PROPBUILD PRIVATE LIMITED**  
**STATEMENT OF PROFIT AND LOSS FOR THE YEAR ENDED 31 MARCH 2017**  
(Amount in Rupees, unless otherwise stated)

Particulars	Notes	31 March 2017	31 March 2016
<b>Total Income (I)</b>		-	-
<b>EXPENSES</b>			
Other expenses	10	6,698	7,344
Finance costs	11	115	366
<b>Total Expenses (II)</b>		6,813	7,710
<b>Profit/(Loss) before tax from continuing operations (I-II)</b>		(6,813)	(7,710)
<b>Tax expense:</b>			
Current Tax		-	-
<b>Profit/(Loss) for the year from continuing operations</b>		(6,813)	(7,710)
<b>Other Comprehensive Income</b>		-	-
<b>Total other comprehensive income for the year, net of tax</b>		-	-
<b>Total comprehensive income/(loss) for the year, net of tax</b>		(6,813)	(7,710)
Earnings per equity share (computed on the basis of profit/(loss) for the year):	12		
(1) Basic		(0.68)	(0.77)
(2) Diluted		(0.68)	(0.77)

Summary of significant accounting policies 3

The accompanying notes are an integral part of the financial statements.

As per our report of even date

For Rajeev & Ajay  
Firm registration No : 009977N  
Chartered Accountants

Ajay Sachdeva  
Partner  
Membership No. : 084302

For and on behalf of the Board of Directors of  
KNOLL PROPBUILD PRIVATE LIMITED

Vardn Aggarwal  
Director  
DIN-06966535

Manpreet Singh  
Director  
DIN-01194096

Place : New Delhi

Date : 24 MAY 2017



**KUDOS PROPBUILD PRIVATE LIMITED**  
**BALANCE SHEET AS AT 31 MARCH 2017**  
(Amount in Rupees, unless otherwise stated)

	Notes	As at 31 March 2017	As at 31 March 2016	As at 1 April 2015
<b>ASSETS</b>				
<b>Current assets</b>				
Financial assets				
Cash and cash equivalents	4	25,000	-	11,508
<b>Total Assets</b>		<b>25,000</b>	<b>-</b>	<b>11,508</b>
<b>EQUITY AND LIABILITIES</b>				
<b>Equity</b>				
Equity share capital	5	1,00,000	1,00,000	1,00,000
Other equity	6			
Retained Earnings		(1,52,168)	(1,45,162)	(1,37,031)
<b>Total equity</b>		<b>(52,168)</b>	<b>(45,162)</b>	<b>(37,031)</b>
<b>LIABILITIES</b>				
<b>Current liabilities</b>				
Financial liabilities				
Trade payables	7	12,731	5,725	11,544
Other current liabilities	8	64,437	39,437	36,994
<b>Total liabilities</b>		<b>77,168</b>	<b>45,162</b>	<b>48,538</b>
<b>Total Equity and Liabilities</b>		<b>25,000</b>	<b>-</b>	<b>11,508</b>

Summary of significant accounting policies 3

The accompanying notes are an integral part of the financial statements.

As per our report of even date

For Rajeev & Ajay  
Firm registration No. : 009977N  
Chartered Accountants

Ajay Sachdeva  
Partner  
Membership No. : 084302

Place : New Delhi  
Date : 24 MAY 2017

For and on behalf of the Board of Directors of  
KUDOS PROPBUILD PRIVATE LIMITED

Ravi Bansal  
Director  
DIN-06719785

V. Radha Krishna  
Director  
DIN-05268278

**KUDOS PROPBUILD PRIVATE LIMITED**  
**STATEMENT OF PROFIT AND LOSS FOR THE YEAR ENDED 31 MARCH 2017**  
(Amount in Rupees, unless otherwise stated)

Particulars	Notes	31 March 2017	31 March 2016
<b>Total Income (I)</b>		-	-
<b>EXPENSES</b>			
Other expenses	9	7,006	8,062
Finance costs	10	-	69
<b>Total Expenses (II)</b>		7,006	8,131
<b>Profit/(Loss) before tax from continuing operations (I-II)</b>		(7,006)	(8,131)
<b>Tax expense:</b>			
Current Tax		-	-
<b>Profit/(Loss) for the year from continuing operations</b>		(7,006)	(8,131)
<b>Other Comprehensive Income</b>		-	-
<b>Total other comprehensive income for the year, net of tax</b>		-	-
<b>Total comprehensive income/(loss) for the year, net of tax</b>		(7,006)	(8,131)
<b>Earnings per equity share (computed on the basis of profit/(loss) for the year):</b>	11		
(1) Basic		(0.70)	(0.81)
(2) Diluted		(0.70)	(0.81)

Summary of significant accounting policies 3

The accompanying notes are an integral part of the financial statements.

As per our report of even date

For Rajeev & Ajay  
Firm registration No : 009977N  
Chartered Accountants

Ajay Sachdeva  
Partner  
Membership No. : 084302

For and on behalf of the Board of Directors of  
**KUDOS PROPBUILD PRIVATE LIMITED**

Ravi Bansal  
Director  
DIN-06719785

V. Radhakrishna  
Vazhakkate Radha Krishna  
Director  
DIN-05268278

Place : New Delhi

Date :

24 MAY 2017

**LADLE PROPBUILD PRIVATE LIMITED**  
**BALANCE SHEET AS AT 31 MARCH 2017**  
(Amount in Rupees, unless otherwise stated)

	Notes	As at 31 March 2017	As at 31 March 2016	As at 1 April 2015
<b>ASSETS</b>				
<b>Current assets</b>				
Inventories	4	12,67,13,179	12,67,13,179	12,67,13,179
Financial assets				
Cash and cash equivalents	5	12,823	4,255	11,558
Other financial assets	6	2,31,31,931	-	-
Other current assets	7	9,45,651	40,30,814	40,30,814
<b>Total Assets</b>		<b>15,08,03,584</b>	<b>13,07,48,248</b>	<b>13,07,55,551</b>
<b>EQUITY AND LIABILITIES</b>				
<b>Equity</b>				
Equity share capital	8	1,00,000	1,00,000	1,00,000
Other equity	9			
Retained Earnings		(1,98,285)	(3,31,665)	(3,24,255)
<b>Total equity</b>		<b>(98,285)</b>	<b>(2,31,665)</b>	<b>(2,24,255)</b>
<b>LIABILITIES</b>				
<b>Current liabilities</b>				
Financial liabilities				
Trade payables	10	5,750	5,725	5,618
Other current liabilities	11	15,08,96,119	13,09,74,188	13,09,74,188
<b>Total liabilities</b>		<b>15,09,01,869</b>	<b>13,09,79,913</b>	<b>13,09,79,806</b>
<b>Total Equity and Liabilities</b>		<b>15,08,03,584</b>	<b>13,07,48,248</b>	<b>13,07,55,551</b>

Summary of significant accounting policies 3

The accompanying notes are an integral part of the financial statements.

As per our report of even date

For Rajeev & Ajay  
Firm registration No : 009977N  
Chartered Accountants

Ajay Sachdeva  
Partner  
Membership No : 084302

Place : New Delhi  
Date : 24 MAY 2017

For and on behalf of the Board of Directors of  
**LADLE PROPBUILD PRIVATE LIMITED**

Danesh Khulbe  
Director  
DIN-07109071

Manpreet Singh  
Director  
DIN-01194096



**LADLE PROPBUILD PRIVATE LIMITED**  
**STATEMENT OF PROFIT AND LOSS FOR THE YEAR ENDED 31 MARCH 2017**  
(Amount in Rupees, unless otherwise stated)

Particulars	Notes	31 March 2017	31 March 2016
Other Income	12	1,97,093	-
<b>Total Income (I)</b>		<b>1,97,093</b>	<b>-</b>
<b>EXPENSES</b>			
Other expenses	13	6,698	7,344
Finance costs	14	115	66
<b>Total Expenses (II)</b>		<b>6,813</b>	<b>7,410</b>
<b>Profit/(Loss) before tax from continuing operations (I-II)</b>		<b>1,90,280</b>	<b>(7,410)</b>
<b>Tax expense:</b>			
Current Tax		56,900	-
<b>Profit/(Loss) for the year from continuing operations</b>		<b>1,33,380</b>	<b>(7,410)</b>
<b>Other Comprehensive Income</b>		<b>-</b>	<b>-</b>
<b>Total other comprehensive income for the year, net of tax</b>		<b>-</b>	<b>-</b>
<b>Total comprehensive income/(loss) for the year, net of tax</b>		<b>1,33,380</b>	<b>(7,410)</b>
Earnings per equity share (computed on the basis of profit/(loss) for the year):	15		
(1) Basic		13.34	(0.74)
(2) Diluted		13.34	(0.74)

Summary of significant accounting policies 3

The accompanying notes are an integral part of the financial statements.

As per our report of even date

For Rajeev & Ajay  
Firm registration No : 009977N  
Chartered Accountants

Ajay Sachdeva  
Partner  
Membership No. : 084302

For and on behalf of the Board of Directors of  
**LADLE PROPBUILD PRIVATE LIMITED**

Banesh Khulbe  
Director  
DIN-07109071

Manpreet Singh  
Director  
DIN-01194096

Place : New Delhi

Date : 24 MAY 2017

**LAVISH PROPBUILD PRIVATE LIMITED**  
**BALANCE SHEET AS AT 31 MARCH 2017**  
(Amount in Rupees, unless otherwise stated)

	Notes	As at 31 March 2017	As at 31 March 2016	As at 1 April 2015
<b>ASSETS</b>				
<b>Current assets</b>				
Financial assets				
Cash and cash equivalents	4	6,240	9,322	13,422
Other current assets	5	10,00,00,000	-	-
<b>Total Assets</b>		<b>10,00,06,240</b>	<b>9,322</b>	<b>13,422</b>
<b>EQUITY AND LIABILITIES</b>				
<b>Equity</b>				
Equity share capital	6	1,00,000	1,00,000	1,00,000
Other equity	7			
Retained Earnings		(35,21,388)	(35,12,981)	(35,03,997)
<b>Total equity</b>		<b>(34,21,388)</b>	<b>(34,12,981)</b>	<b>(34,03,997)</b>
<b>LIABILITIES</b>				
<b>Current liabilities</b>				
Financial liabilities				
Trade payables	8	5,750	11,425	6,541
Other current liabilities	9	10,34,21,878	34,10,878	34,10,878
<b>Total liabilities</b>		<b>10,34,27,628</b>	<b>34,22,303</b>	<b>34,17,419</b>
<b>Total Equity and Liabilities</b>		<b>10,00,06,240</b>	<b>9,322</b>	<b>13,422</b>

Summary of significant accounting policies 3

The accompanying notes are an integral part of the financial statements.

As per our report of even date

For Rajeev & Ajay  
Firm registration No : 009977N  
Chartered Accountants

Ajay Sachdeva  
Partner  
Membership No. : 084302



For and on behalf of the Board of Directors of  
LAVISH PROPBUILD PRIVATE LIMITED

Chandeep Kumar  
Director  
DIN-06617028

Anindya Garai  
Director  
DIN-02046818

Place : New Delhi  
Date : 24 MAY 2017

**LAVISH PROPBUILD PRIVATE LIMITED**  
**STATEMENT OF PROFIT AND LOSS FOR THE YEAR ENDED 31 MARCH 2017**  
(Amount in Rupees, unless otherwise stated)

Particulars	Notes	31 March 2017	31 March 2016
<b>Total Income (I)</b>		-	-
<b>EXPENSES</b>			
Other expenses	10	7,825	8,984
Finance costs	11	582	-
<b>Total Expenses (II)</b>		8,407	8,984
<b>Profit/(Loss) before tax from continuing operations (I-II)</b>		(8,407)	(8,984)
<b>Tax expense:</b>			
Current Tax		-	-
<b>Profit/(Loss) for the year from continuing operations</b>		(8,407)	(8,984)
<b>Other Comprehensive Income</b>		-	-
<b>Total other comprehensive income for the year, net of tax</b>		-	-
<b>Total comprehensive income/(loss) for the year, net of tax</b>		(8,407)	(8,984)
<b>Earnings per equity share (computed on the basis of profit/(loss) for the year):</b>	12		
(1) Basic		(0.84)	(0.90)
(2) Diluted		(0.84)	(0.90)

**Summary of significant accounting policies** 3

The accompanying notes are an integral part of the financial statements.

As per our report of even date

For Rajeev & Ajay  
Firm registration No : 009977N  
Chartered Accountants

Ajay Sachdeva  
Partner  
Membership No. : 084302



For and on behalf of the Board of Directors of  
LAVISH PROPBUILD PRIVATE LIMITED

Chandeep Kumar  
Director  
DIN-06617028

Anindya Garai  
Director  
DIN-02046818

Place : New Delhi

Date : 24 MAY 2017



**LEGEND BUILDCON PRIVATE LIMITED**  
**BALANCE SHEET AS AT 31 MARCH 2017**  
(Amount in Rupees, unless otherwise stated)

	Notes	As at 31 March 2017	As at 31 March 2016	As at 1 April 2015
<b>ASSETS</b>				
<b>Non-current assets</b>				
Financial Assets				
Investments	4	9,53,03,898	9,53,03,898	9,53,03,898
		9,53,03,898	9,53,03,898	9,53,03,898
<b>Current assets</b>				
Inventories	5	37,41,55,472	37,41,55,472	37,41,55,472
Financial assets				
Cash and cash equivalents	6	-	72,606	24,096
Other financial assets	7	4,30,05,645	4,22,66,305	6,47,86,289
Other current assets	8	1,05,390	2,24,628	21,51,792
		41,72,66,507	41,67,19,011	44,11,17,649
<b>Total Assets</b>		<b>51,25,70,405</b>	<b>51,20,22,909</b>	<b>53,64,21,547</b>
<b>EQUITY AND LIABILITIES</b>				
<b>Equity</b>				
Equity share capital	9	1,00,000	1,00,000	1,00,000
Other equity	10			
Retained Earnings		(50,03,068)	(26,01,206)	(21,89,227)
<b>Total equity</b>		<b>(49,03,068)</b>	<b>(25,01,206)</b>	<b>(20,89,227)</b>
<b>LIABILITIES</b>				
<b>Current liabilities</b>				
Financial liabilities				
Trade payables	11	1,21,80,673	2,33,15,500	2,69,86,766
Other financial liabilities	12	2,962	-	-
Other current liabilities	13	50,52,89,838	49,12,08,615	51,15,24,008
<b>Total liabilities</b>		<b>51,74,73,473</b>	<b>51,45,24,115</b>	<b>53,85,10,774</b>
<b>Total Equity and Liabilities</b>		<b>51,25,70,405</b>	<b>51,20,22,909</b>	<b>53,64,21,547</b>

Summary of significant accounting policies 3

The accompanying notes are an integral part of the financial statements.

As per our report of even date

For Rajeev & Ajay  
Firm registration No.: 009977N  
Chartered Accountants

Ajay Sachdeva  
Partner  
Membership No.: 084302

For and on behalf of the Board of Directors of  
LEGEND BUILDCON PRIVATE LIMITED

Manpreet Singh  
Director  
DIN-01194096

Mukesh Kumar Gupta  
Director  
DIN-02354428

Place : New Delhi

Date : 24 MAY 2017

**LEGEND BUILDCON PRIVATE LIMITED**  
**STATEMENT OF PROFIT AND LOSS FOR THE YEAR ENDED 31 MARCH 2017**  
(Amount in Rupees, unless otherwise stated)

Particulars	Notes	31 March 2017	31 March 2016
Other Income	14	611	19,28,509
<b>Total Income (I)</b>		<b>611</b>	<b>19,28,509</b>
<b>EXPENSES</b>			
Other expenses	15	24,02,092	23,39,859
Finance costs	16	381	629
<b>Total Expenses (II)</b>		<b>24,02,473</b>	<b>23,40,488</b>
<b>Profit/(Loss) before tax from continuing operations (I-II)</b>		<b>(24,01,862)</b>	<b>(4,11,979)</b>
Tax expense:			
Current Tax		-	-
<b>Profit/(Loss) for the year from continuing operations</b>		<b>(24,01,862)</b>	<b>(4,11,979)</b>
<b>Other Comprehensive Income</b>		-	-
<b>Total other comprehensive income for the year, net of tax</b>		-	-
<b>Total comprehensive income/(loss) for the year, net of tax</b>		<b>(24,01,862)</b>	<b>(4,11,979)</b>
Earnings per equity share (computed on the basis of profit/(loss) for the year):	17		
(1) Basic		(240.19)	(41.20)
(2) Diluted		(240.19)	(41.20)

Summary of significant accounting policies 3

The accompanying notes are an integral part of the financial statements.

As per our report of even date

For Rajeev & Ajay  
Firm registration No.: 009977N  
Chartered Accountants

Ajay Sachdeva  
Partner  
Membership No.: 084302



For and on behalf of the Board of Directors of  
LEGEND BUILDCON PRIVATE LIMITED

Manpreet Singh  
Director  
DIN-01194096

Mukesh Kumar Gupta  
Director  
DIN-02354428

Place : New Delhi  
Date : 24 MAY 2017

**LEGEND BUILDWELL PRIVATE LIMITED**  
**BALANCE SHEET AS AT 31 MARCH 2017**  
(Amount in Rupees, unless otherwise stated)

	Notes	As at 31 March 2017	As at 31 March 2016	As at 1 April 2015
<b>ASSETS</b>				
<b>Current assets</b>				
Inventories	4	1,96,26,380	1,96,26,380	1,96,26,380
Financial assets				
Cash and cash equivalents	5	13,667	4,426	5,963
<b>Total Assets</b>		<b>1,96,40,047</b>	<b>1,96,30,806</b>	<b>1,96,32,343</b>
<b>EQUITY AND LIABILITIES</b>				
<b>Equity</b>				
Equity share capital	6	1,00,000	1,00,000	1,00,000
Other equity	7			
Retained Earnings		(4,19,016)	(4,12,231)	(4,04,969)
<b>Total equity</b>		<b>(3,19,016)</b>	<b>(3,12,231)</b>	<b>(3,04,969)</b>
<b>LIABILITIES</b>				
<b>Current liabilities</b>				
Financial liabilities				
Trade payables	8	11,368	11,343	5,618
Other current liabilities	9	1,99,47,694	1,99,31,694	1,99,31,694
<b>Total liabilities</b>		<b>1,99,59,062</b>	<b>1,99,43,037</b>	<b>1,99,37,312</b>
<b>Total Equity and Liabilities</b>		<b>1,96,40,047</b>	<b>1,96,30,806</b>	<b>1,96,32,343</b>

Summary of significant accounting policies 3

The accompanying notes are an integral part of the financial statements.

As per our report of even date

For Rajeev & Ajay  
Firm registration No : 009977N  
Chartered Accountants

Ajay Sachdeva  
Partner  
Membership No. : 084382



For and on behalf of the Board of Directors of  
**LEGEND BUILDWELL PRIVATE LIMITED**

Sunil Kumar Trar  
Director  
DIN-03450022

Manpreet Singh  
Director  
DIN-01194096

Place : New Delhi

Date : 24 MAY 2017



**LEGEND BUILDWELL PRIVATE LIMITED**  
**STATEMENT OF PROFIT AND LOSS FOR THE YEAR ENDED 31 MARCH 2017**  
(Amount in Rupees, unless otherwise stated)

Particulars	Notes	31 March 2017	31 March 2016
Continuing operations			
Total Income (I)		-	-
<b>EXPENSES</b>			
Other expenses	10	6,698	7,262
Finance costs	11	86	-
Total Expenses (II)		6,784	7,262
Profit/(Loss) before tax from continuing operations (I-II)		(6,784)	(7,262)
Tax expense:			
Current Tax		-	-
Profit/(Loss) for the year from continuing operations		(6,784)	(7,262)
Other Comprehensive Income		-	-
Total other comprehensive income for the year, net of tax		-	-
Total comprehensive income/(loss) for the year, net of tax		(6,784)	(7,262)
Earnings per equity share (computed on the basis of profit/(loss) for the year):	12		
(1) Basic		(0.68)	(0.73)
(2) Diluted		(0.68)	(0.73)

Summary of significant accounting policies 3

The accompanying notes are an integral part of the financial statements.

As per our report of even date

For Rajeev & Ajay  
Firm registration No : 009977N  
Chartered Accountants

Ajay Sachdeva  
Partner  
Membership No. : 084302



For and on behalf of the Board of Directors of  
LEGEND BUILDWELL PRIVATE LIMITED

Sunil Kumar Trar  
Director  
DIN-03450022

Manpreet Singh  
Director  
DIN-01194096

Place : New Delhi

Date :

24 MAY 2017

**LIFELINE BUILD TECH PRIVATE LIMITED**  
**BALANCE SHEET AS AT 31 MARCH 2017**  
(Amount in Rupees, unless otherwise stated)

	Notes	As at 31 March 2017	As at 31 March 2016	As at 1 April 2015
<b>ASSETS</b>				
<b>Non-current assets</b>				
Other non-current assets	4	23,00,00,000	23,00,00,000	23,00,00,000
		23,00,00,000	23,00,00,000	23,00,00,000
<b>Current assets</b>				
Financial assets				
Cash and cash equivalents	5	19,659	31,882	18,657
Other current assets	6	5,832	5,832	-
		25,491	37,714	18,657
<b>Total Assets</b>		<b>23,00,25,491</b>	<b>23,00,37,714</b>	<b>23,00,18,657</b>
<b>EQUITY AND LIABILITIES</b>				
<b>Equity</b>				
Equity share capital	7	1,00,000	1,00,000	1,00,000
Other equity	8			
Retained Earnings		(3,47,26,622)	(3,47,17,237)	(3,47,02,864)
<b>Total equity</b>		<b>(3,46,26,622)</b>	<b>(3,46,17,237)</b>	<b>(3,46,02,864)</b>
<b>LIABILITIES</b>				
<b>Current liabilities</b>				
Financial liabilities				
Trade payables	9	5,750	8,588	5,618
Other current liabilities	10	26,46,46,363	26,46,46,363	26,45,79,843
Provisions	11	-	-	36,060
<b>Total liabilities</b>		<b>26,46,52,113</b>	<b>26,46,54,951</b>	<b>26,46,21,521</b>
<b>Total Equity and Liabilities</b>		<b>23,00,25,491</b>	<b>23,00,37,714</b>	<b>23,00,18,657</b>

**Summary of significant accounting policies**

3

The accompanying notes are an integral part of the financial statements.

As per our report of even date

For Rajeev & Ajay  
Firm registration No. : 009977N  
Chartered Accountants

Ajay Sachdeva  
Partner  
Membership No. : 084302

Place : New Delhi  
Date : 24 MAY 2017

For and on behalf of the Board of Directors of  
LIFELINE BUILD TECH PRIVATE LIMITED

Jasveer Singh Panwar  
Director  
DIN-06849825

Manpreet Singh  
Director  
DIN-01194096

**LIFELINE BUILD TECH PRIVATE LIMITED**  
**STATEMENT OF PROFIT AND LOSS FOR THE YEAR ENDED 31 MARCH 2017**  
(Amount in Rupees, unless otherwise stated)

Particulars	Notes	31 March 2017	31 March 2016
Other Income	12	1,500	-
<b>Total Income (I)</b>		<b>1,500</b>	<b>-</b>
<b>EXPENSES</b>			
Other expenses	13	10,799	9,695
Finance costs	14	86	4,678
<b>Total Expenses (II)</b>		<b>10,885</b>	<b>14,373</b>
<b>Profit/(Loss) before tax from continuing operations (I-II)</b>		<b>(9,385)</b>	<b>(14,373)</b>
<b>Tax expense:</b>			
Current Tax		-	-
<b>Profit/(Loss) for the year from continuing operations</b>		<b>(9,385)</b>	<b>(14,373)</b>
<b>Other Comprehensive Income</b>		<b>-</b>	<b>-</b>
<b>Total other comprehensive income for the year, net of tax</b>		<b>-</b>	<b>-</b>
<b>Total comprehensive income/(loss) for the year, net of tax</b>		<b>(9,385)</b>	<b>(14,373)</b>
Earnings per equity share (computed on the basis of profit/(loss) for the year):	15		
(1) Basic		(0.94)	(1.44)
(2) Diluted		(0.94)	(1.44)

Summary of significant accounting policies 3

The accompanying notes are an integral part of the financial statements.

As per our report of even date

For Rajeev & Ajay  
Firm registration No : 009977N  
Chartered Accountants

Ajay Sachdeva  
Partner  
Membership No. : 084302



For and on behalf of the Board of Directors of  
**LIFELINE BUILD TECH PRIVATE LIMITED**

Jasveer Singh Panwar  
Director  
DIN-06849825

Manpreet Singh  
Director  
DIN-01194096

Place : New Delhi

Date :

24 MAY 2017



**LOCUS PROPBUILD PRIVATE LIMITED**  
**BALANCE SHEET AS AT 31 MARCH 2017**  
(Amount in Rupees, unless otherwise stated)

	Notes	As at 31 March 2017	As at 31 March 2016	As at 1 April 2015
<b>ASSETS</b>				
<b>Current assets</b>				
Inventories	4	2,77,01,695	2,77,01,695	2,77,01,695
Financial assets				
Cash and cash equivalents	5	5,028	5,454	7,298
Other current assets	6	-	20,00,000	20,00,000
<b>Total Assets</b>		<b>2,77,06,723</b>	<b>2,97,07,149</b>	<b>2,97,08,993</b>
<b>EQUITY AND LIABILITIES</b>				
<b>Equity</b>				
Equity share capital	7	1,00,000	1,00,000	1,00,000
Other equity	8			
Retained Earnings		(4,19,610)	(5,03,512)	(4,02,998)
<b>Total equity</b>		<b>(3,19,610)</b>	<b>(4,03,512)</b>	<b>(3,02,998)</b>
<b>Current liabilities</b>				
Financial liabilities				
Trade payables	9	6,160	14,288	5,618
Other current liabilities	10	2,79,84,373	3,00,96,373	3,00,06,373
Provisions	11	35,800	-	-
<b>Total liabilities</b>		<b>2,80,26,333</b>	<b>3,01,10,661</b>	<b>3,00,11,991</b>
<b>Total Equity and Liabilities</b>		<b>2,77,06,723</b>	<b>2,97,07,149</b>	<b>2,97,08,993</b>
<b>Summary of significant accounting policies</b>	3			

The accompanying notes are an integral part of the financial statements.

As per our report of even date

For Rajeev & Ajay  
Firm registration No : 009977N  
Chartered Accountants

Ajay Sachdeva  
Partner  
Membership No : 084302

For and on behalf of the Board of Directors of  
LOCUS PROPBUILD PRIVATE LIMITED

Shishir Lal  
Director  
DIN-02210170

Anil Sharma  
Director  
DIN-02259287

Place : New Delhi  
Date : 24 MAY 2017

**LOCUS PROPBUILD PRIVATE LIMITED**  
**STATEMENT OF PROFIT AND LOSS FOR THE YEAR ENDED 31 MARCH 2017**  
(Amount in Rupees, unless otherwise stated)

Particulars	Notes	31 March 2017	31 March 2016
Other Income	12	1,30,000	-
<b>Total Income (I)</b>		<b>1,30,000</b>	<b>-</b>
<b>EXPENSES</b>			
Other expenses	13	10,183	10,514
Finance costs	14	115	90,000
<b>Total Expenses (II)</b>		<b>10,298</b>	<b>1,00,514</b>
<b>Profit(Loss) before tax from operations (I-II)</b>		<b>1,19,702</b>	<b>(1,00,514)</b>
<b>Tax expense:</b>			
Current Tax		35,800	-
<b>Profit(Loss) for the year from operations</b>		<b>83,902</b>	<b>(1,00,514)</b>
<b>Other comprehensive income/(loss)</b>		<b>-</b>	<b>-</b>
<b>Total other comprehensive income/(loss) for the year, net of tax</b>		<b>-</b>	<b>-</b>
<b>Total comprehensive income/(loss) for the year, net of tax</b>		<b>83,902</b>	<b>(1,00,514)</b>
Earnings per equity share (computed on the basis of profit/(loss) for the year):	15		
(1) Basic		8.39	(10.05)
(2) Diluted		8.39	(10.05)
<b>Summary of significant accounting policies</b>	<b>3</b>		

The accompanying notes are an integral part of the financial statements.

As per our report of even date

For Rajeev & Ajay  
Firm registration No : 009977N  
Chartered Accountants

Ajay Sachdeva  
Partner  
Membership No. : 084302

For and on behalf of the Board of Directors of  
LOCUS PROPBUILD PRIVATE LIMITED

Shishir Lal  
Director  
DIN-02210170

Anil Sharma  
Director  
DIN-02259287

Place : New Delhi

Date : 24 MAY 2017

**LOGICAL DEVELOPERS PRIVATE LIMITED**  
**STANDALONE BALANCE SHEET AS AT 31 MARCH 2017**  
(Amount in Rupees, unless otherwise stated)

	Notes	As at 31 March 2017	As at 31 March 2016	As at 1 April 2015
<b>ASSETS</b>				
<b>Non-current assets</b>				
Financial Assets				
Investments	4	20,94,04,229	21,53,04,229	23,62,90,533
		20,94,04,229	21,53,04,229	23,62,90,533
<b>Current assets</b>				
Inventories	5	2,55,05,69,983	2,55,05,75,101	2,73,51,10,828
Financial assets				
Cash and cash equivalents	6	1,47,387	38,229	65,891
Other financial assets	7	18,09,82,309	17,31,81,699	20,73,36,067
Other current assets	8	46,50,52,406	46,56,07,855	46,55,89,623
		3,19,67,52,085	3,18,94,02,884	3,40,81,02,409
<b>Total Assets</b>		<b>3,40,61,56,314</b>	<b>3,40,47,07,113</b>	<b>3,64,43,92,942</b>
<b>EQUITY AND LIABILITIES</b>				
<b>Equity</b>				
Equity share capital	9	6,02,00,000	6,02,00,000	6,02,00,000
Other equity	10			
Retained Earnings		(5,89,62,259)	(7,08,67,862)	(7,13,52,262)
<b>Total equity</b>		<b>12,37,741</b>	<b>(1,06,67,862)</b>	<b>(1,11,52,262)</b>
<b>LIABILITIES</b>				
<b>Current liabilities</b>				
Financial liabilities				
Trade payables	11	2,55,16,565	3,02,12,161	4,29,36,788
Other financial liabilities	12	1,00,000	78,011	1,545
Other current liabilities	13	3,37,93,02,008	3,38,50,84,803	3,61,26,06,871
<b>Total liabilities</b>		<b>3,40,49,18,573</b>	<b>3,41,53,74,975</b>	<b>3,65,55,45,204</b>
<b>Total Equity and Liabilities</b>		<b>3,40,61,56,314</b>	<b>3,40,47,07,113</b>	<b>3,64,43,92,942</b>

Summary of significant accounting policies

3

The accompanying notes are an integral part of the financial statements.

As per our report of even date

For MNV & CO.  
Firm Reg. No.: 023682N  
Chartered Accountants

Vikram Suri  
Partner

Membership No.: 505887



For and on behalf of the Board of Directors of  
**LOGICAL DEVELOPERS PRIVATE LIMITED**

Digvijay Singh  
Director  
DIN-03465400

Vivek Singh  
Director  
DIN-03466774

Jairaj Verma  
Company Secretary

Place : New Delhi

Date : 25 May 2017



**LOGICAL DEVELOPERS PRIVATE LIMITED**

**STANDALONE STATEMENT OF PROFIT AND LOSS FOR THE YEAR ENDED 31 MARCH 2017**

(Amount in Rupees, unless otherwise stated)

Particulars	Notes	31 March 2017	31 March 2016
Revenue From Operations	14	545	6,70,701
Other Income	15	1,51,38,639	86,574
<b>Total Income (I)</b>		<b>1,51,39,184</b>	<b>7,57,275</b>
<b>EXPENSES</b>			
Other expenses	16	1,73,180	1,71,964
Finance costs	17	11,302	7,260
<b>Total Expenses (II)</b>		<b>1,84,482</b>	<b>1,79,224</b>
<b>Profit(Loss) before tax from operations (I-II)</b>		<b>1,49,54,702</b>	<b>5,78,051</b>
<b>Tax expense:</b>			
Current Tax		30,49,100	93,651
<b>Profit(Loss) for the year from operations</b>		<b>1,19,05,602</b>	<b>4,84,400</b>
<b>Other comprehensive income/(loss)</b>		-	-
<b>Total other comprehensive income/(loss) for the year, net of tax</b>		-	-
<b>Total comprehensive income/(loss) for the year, net of tax</b>		<b>1,19,05,602</b>	<b>4,84,400</b>
Earnings per equity share (computed on the basis of profit/(loss) for the year):	18		
(1) Basic		1.98	0.08
(2) Diluted		1.98	0.08

Summary of significant accounting policies

3

The accompanying notes are an integral part of the financial statements.

As per our report of even date

For MNV & CO.

Firm Reg. No.: 023682N

Chartered Accountants

Vikram Suri

Partner

Membership No.: 505887

For and on behalf of the Board of Directors of  
LOGICAL DEVELOPERS PRIVATE LIMITED

Digvijay Singh

Director

DIN-03465400

Vivek Singh

Director

DIN-03466774

Jairaj Verma

Company Secretary

Place : New Delhi

Date :

25 May 2017

**LOGICAL ESTATES PRIVATE LIMITED**  
**STANDALONE BALANCE SHEET AS AT 31 MARCH 2017**  
(Amount in Rupees, unless otherwise stated)

	Notes	As at 31 March 2017	As at 31 March 2016	As at 1 April 2015
<b>ASSETS</b>				
<b>Non-current assets</b>				
Financial Assets				
Investments	4	2,00,000	2,00,000	2,00,000
		<u>2,00,000</u>	<u>2,00,000</u>	<u>2,00,000</u>
<b>Current assets</b>				
Inventories	5	82,01,54,632	82,01,54,632	82,03,91,523
Financial assets				
Cash and cash equivalents	6	19,844	21,689	3,23,636
Other financial assets	7	1,87,02,596	2,40,09,669	4,83,17,958
Other current assets	8	1,88,23,205	1,88,23,205	1,98,08,523
		<u>85,77,00,277</u>	<u>86,30,09,195</u>	<u>88,88,41,640</u>
<b>Total Assets</b>		<u>85,79,00,277</u>	<u>86,32,09,195</u>	<u>88,90,41,640</u>
<b>EQUITY AND LIABILITIES</b>				
<b>Equity</b>				
Equity share capital	9	1,00,000	1,00,000	1,00,000
Other equity	10			
Retained Earnings		(83,69,668)	(80,14,034)	(79,65,444)
<b>Total equity</b>		<u>(82,69,668)</u>	<u>(79,14,034)</u>	<u>(78,65,444)</u>
<b>LIABILITIES</b>				
<b>Current liabilities</b>				
Financial liabilities				
Trade payables	11	2,14,31,060	2,49,00,563	2,71,49,427
Other current liabilities	12	84,47,38,885	84,62,22,665	86,97,57,656
<b>Total liabilities</b>		<u>86,61,69,945</u>	<u>87,11,23,228</u>	<u>89,69,07,083</u>
<b>Total Equity and Liabilities</b>		<u>85,79,00,277</u>	<u>86,32,09,195</u>	<u>88,90,41,640</u>

Summary of significant accounting policies 3

The accompanying notes are an integral part of the financial statements.

As per our report of even date

For MNV & CO.  
Firm Reg. No.: 023682N  
Chartered Accountants

Vijayant Suri  
Partner  
Membership No.: 505887

Place : New Delhi

Date : 24 MAY 2017

For and on behalf of the Board of Directors of  
LOGICAL ESTATES PRIVATE LIMITED

Om Dutt  
Director  
DIN- 02548994

Shishir Lal  
Director  
DIN- 02210170

New Delhi  
124 MAY 2017

New Delhi  
124 MAY 2017

**LOGICAL ESTATES PRIVATE LIMITED**  
**STANDALONE STATEMENT OF PROFIT AND LOSS FOR THE YEAR ENDED 31 MARCH 2017**  
(Amount in Rupees, unless otherwise stated)

Particulars	Notes	31 March 2017	31 March 2016
Other Income	13	750	44,342
<b>Total Income (I)</b>		<b>750</b>	<b>44,342</b>
<b>EXPENSES</b>			
Other expenses	14	3,56,298	92,180
Finance costs	15	86	752
<b>Total Expenses (II)</b>		<b>3,56,384</b>	<b>92,932</b>
<b>Profit/(Loss) before tax from operations (I-II)</b>		<b>(3,55,634)</b>	<b>(48,590)</b>
<b>Tax expense:</b>			
Current Tax		-	-
<b>Profit/(Loss) for the year from operations</b>		<b>(3,55,634)</b>	<b>(48,590)</b>
<b>Other Comprehensive Income</b>		-	-
<b>Total other comprehensive income for the year, net of tax</b>		-	-
<b>Total comprehensive income/(loss) for the year, net of tax</b>		<b>(3,55,634)</b>	<b>(48,590)</b>
Earnings per equity share (computed on the basis of profit/(loss) for the year):	16		
(1) Basic		(35.56)	(4.86)
(2) Diluted		(35.56)	(4.86)
<b>Summary of significant accounting policies</b>	3		
The accompanying notes are an integral part of the financial statements.			
As per our report of even date			

For MNV & CO.  
Firm Reg. No.: 023682N  
Chartered Accountants

Vijant Suri  
Partner  
Membership No.: 505887

Place : New Delhi  
Date :

124 MAY 2017

For and on behalf of the Board of Directors of  
LOGICAL ESTATES PRIVATE LIMITED

Om Dutt  
Director  
DIN- 02548994

New Delhi  
24 MAY 2017

Shishir Lal  
Director  
DIN- 02210170

New Delhi  
24 MAY 2017



**LOTUS TECHNOBUILD PRIVATE LIMITED**  
**BALANCE SHEET AS AT 31 MARCH 2017**  
(Amount in Rupees, unless otherwise stated)

	Notes	As at 31 March 2017	As at 31 March 2016	As at 1 April 2015
<b>ASSETS</b>				
<b>Current assets</b>				
Financial assets				
Cash and cash equivalents	4	13,193	609	13,496
<b>Total Assets</b>		<b>13,193</b>	<b>609</b>	<b>13,496</b>
<b>EQUITY AND LIABILITIES</b>				
<b>Equity</b>				
Equity share capital	5	1,00,000	1,00,000	1,00,000
Other equity	6			
Retained Earnings		(46,52,190)	(46,43,749)	(46,28,795)
<b>Total equity</b>		<b>(45,52,190)</b>	<b>(45,43,749)</b>	<b>(45,28,795)</b>
<b>LIABILITIES</b>				
<b>Current liabilities</b>				
Financial liabilities				
Trade payables	7	1,63,252	1,63,227	1,63,118
Other current liabilities	8	44,02,132	43,81,132	43,61,433
Provisions	9	-	-	17,741
<b>Total liabilities</b>		<b>45,65,383</b>	<b>45,44,358</b>	<b>45,42,291</b>
<b>Total Equity and Liabilities</b>		<b>13,193</b>	<b>609</b>	<b>13,496</b>

Summary of significant accounting policies 3

The accompanying notes are an integral part of the financial statements.

As per our report of even date

For Rajeev & Ajay  
Firm registration No : 009977N  
Chartered Accountants

Ajay Sachdeva  
Partner  
Membership No. : 084302

Place : New Delhi  
Date : 24 MAY 2017

For and on behalf of the Board of Directors of  
**LOTUS TECHNOBUILD PRIVATE LIMITED**

Om Dutt  
Director  
DIN-02548994

Pankaj Kishore Chaturvedi  
Director  
DIN-07119298

**LOTUS TECHNOBUILD PRIVATE LIMITED**  
**STATEMENT OF PROFIT AND LOSS FOR THE YEAR ENDED 31 MARCH 2017**  
(Amount in Rupees, unless otherwise stated)

Particulars	Notes	31 March 2017	31 March 2016
<b>Total Income (I)</b>		-	-
<b>EXPENSES</b>			
Other expenses	10	7,007	12,928
Finance costs	11	1,434	2,026
<b>Total Expenses (II)</b>		8,441	14,954
<b>Profit/(Loss) before tax from continuing operations (I-II)</b>		(8,441)	(14,954)
<b>Tax expense:</b>			
Current Tax		-	-
<b>Profit/(Loss) for the year from continuing operations</b>		(8,441)	(14,954)
<b>Other Comprehensive Income</b>		-	-
<b>Total other comprehensive income for the year, net of tax</b>		-	-
<b>Total comprehensive income/(loss) for the year, net of tax</b>		(8,441)	(14,954)
Earnings per equity share (computed on the basis of profit/(loss) for the year):	12		
(1) Basic		(0.84)	(1.50)
(2) Diluted		(0.84)	(1.50)

Summary of significant accounting policies 3

The accompanying notes are an integral part of the financial statements.

As per our report of even date

For Rajeev & Ajay  
Firm registration No : 009977N  
Chartered Accountants

Ajay Sachdeva  
Partner  
Membership No. : 084302



For and on behalf of the Board of Directors of  
LOTUS TECHNOBUILD PRIVATE LIMITED

Om Dutt  
Director  
DIN-02548994

Pankaj Kishore Chaturvedi  
Director  
DIN-07119298

Place : New Delhi  
Date : 24 MAY 2017

**MAESTRO ESTATES PRIVATE LIMITED**  
**STANDALONE BALANCE SHEET AS AT 31 MARCH 2017**  
(Amount in Rupees, unless otherwise stated)

	Notes	As at 31 March 2017	As at 31 March 2016	As at 1 April 2015
<b>ASSETS</b>				
<b>Non-current assets</b>				
Financial Assets				
Investments	4	1,00,000	1,00,000	1,00,000
		<u>1,00,000</u>	<u>1,00,000</u>	<u>1,00,000</u>
<b>Current assets</b>				
Inventories	5	23,53,06,041	23,53,06,041	23,53,06,041
Financial assets				
Cash and cash equivalents	6	4,084	11,488	12,284
Other current assets	7	-	-	4,59,163
		<u>23,53,10,125</u>	<u>23,53,17,529</u>	<u>23,57,77,488</u>
<b>Total Assets</b>		<u><b>23,54,10,125</b></u>	<u><b>23,54,17,529</b></u>	<u><b>23,58,77,488</b></u>
<b>EQUITY AND LIABILITIES</b>				
<b>Equity</b>				
Equity share capital	8	1,00,000	1,00,000	1,00,000
Other equity	9			
Retained Earnings		(21,74,952)	(21,67,498)	(24,00,007)
<b>Total equity</b>		<u>(20,74,952)</u>	<u>(20,67,498)</u>	<u>(23,00,007)</u>
<b>LIABILITIES</b>				
<b>Current liabilities</b>				
Financial liabilities				
Trade payables	10	17,200	17,150	5,618
Other current liabilities	11	23,74,67,877	23,74,67,877	23,81,71,877
<b>Total liabilities</b>		<u>23,74,85,077</u>	<u>23,74,85,027</u>	<u>23,81,77,495</u>
<b>Total Equity and Liabilities</b>		<u><b>23,54,10,125</b></u>	<u><b>23,54,17,529</b></u>	<u><b>23,58,77,488</b></u>

Summary of significant accounting policies 3

The accompanying notes are an integral part of the financial statements.

As per our report of even date

For MNV & CO.  
Firm Reg. No.: 023682N  
Chartered Accountants

Vikrant Suri  
Partner  
Membership No.: 505887



For and on behalf of the Board of Directors of  
**MAESTRO ESTATES PRIVATE LIMITED**

Ravi Sinha  
Director  
DIN- 00457329

*Ravi Sinha*

*New Delhi*

*24 MAY 2017*

Ramesh Khulbe  
Director  
DIN- 07109071

*Ramesh Khulbe*

*New Delhi*

*24 MAY 2017*

Place : New Delhi

Date :

*24 MAY 2017*



**MAESTRO ESTATES PRIVATE LIMITED**  
**STANDALONE STATEMENT OF PROFIT AND LOSS FOR THE YEAR ENDED 31 MARCH 2017**  
(Amount in Rupees, unless otherwise stated)

Particulars	Notes	31 March 2017	31 March 2016
Other Income	12	-	2,45,579
<b>Total Income (I)</b>		<b>-</b>	<b>2,45,579</b>
<b>EXPENSES</b>			
Other expenses	13	7,339	13,070
Finance costs	14	115	-
<b>Total Expenses (II)</b>		<b>7,454</b>	<b>13,070</b>
<b>Profit/(Loss) before tax from operations (I-II)</b>		<b>(7,454)</b>	<b>2,32,509</b>
Tax expense:			
Current Tax		-	-
<b>Profit/(Loss) for the year from operations</b>		<b>(7,454)</b>	<b>2,32,509</b>
<b>Other Comprehensive Income</b>		<b>-</b>	<b>-</b>
<b>Total other comprehensive income for the year, net of tax</b>		<b>-</b>	<b>-</b>
<b>Total comprehensive income/(loss) for the year, net of tax</b>		<b>(7,454)</b>	<b>2,32,509</b>
Earnings per equity share (computed on the basis of profit/(loss) for the year):	15		
(1) Basic		(0.75)	23.25
(2) Diluted		(0.75)	23.25

Summary of significant accounting policies 3

The accompanying notes are an integral part of the financial statements.

As per our report of even date

For MNV & CO.  
Firm Reg. No.: 023682N  
Chartered Accountants

Vikrant Suri  
Partner

Membership No.: 505887



For and on behalf of the Board of Directors of  
**MAESTRO ESTATES PRIVATE LIMITED**

*Ravi Sinha*

Ravi Sinha  
Director  
DIN- 00457329

New Delhi  
24 MAY 2017

*Ramesh Khulbe*

Ramesh Khulbe  
Director  
DIN- 07109071

New Delhi  
24 MAY 2017

Place : New Delhi

Date : 24 MAY 2017

**MAHONIA ESTATE PRIVATE LIMITED**  
**BALANCE SHEET AS AT 31 MARCH 2017**  
(Amount in Rupees, unless otherwise stated)

	Notes	As at 31 March 2017	As at 31 March 2016	As at 1 April 2015
<b>ASSETS</b>				
<b>Current assets</b>				
Inventories	4	2,53,09,915	4,14,60,999	4,14,60,999
Financial assets				
Cash and cash equivalents	5	13,012	7,807	16,463
Other financial assets	6	1,92,02,318	-	-
Other current assets	7	-	-	-
<b>Total Assets</b>		<b>4,45,25,245</b>	<b>4,14,68,806</b>	<b>4,14,77,462</b>
<b>EQUITY AND LIABILITIES</b>				
<b>Equity</b>				
Equity share capital	8	10,00,000	10,00,000	10,00,000
Other equity	9			
Retained Earnings		(5,30,780)	(5,23,960)	(10,55,197)
<b>Total equity</b>		<b>4,69,220</b>	<b>4,76,040</b>	<b>(55,197)</b>
<b>LIABILITIES</b>				
<b>Current liabilities</b>				
Financial liabilities				
Trade payables	10	5,750	5,725	5,618
Other current liabilities	11	4,40,50,275	4,09,87,041	4,15,27,041
<b>Total liabilities</b>		<b>4,40,56,025</b>	<b>4,09,92,766</b>	<b>4,15,32,659</b>
<b>Total Equity and Liabilities</b>		<b>4,45,25,245</b>	<b>4,14,68,806</b>	<b>4,14,77,462</b>

Summary of significant accounting policies 3

The accompanying notes are an integral part of the financial statements.

As per our report of even date

For Rajeev & Ajay  
Firm registration No : 009977N  
Chartered Accountants

Ajay Sachdeva  
Partner  
Membership No. : 084302

Place : New Delhi  
Date : 24 MAY 2017

For and on behalf of the Board of Directors of  
**MAHONIA ESTATE PRIVATE LIMITED**

Nirlipt Kumar Verma  
Director  
DIN-07120160

Ashok Kumar Pathak  
Director  
DIN-02583235

**MAHONIA ESTATE PRIVATE LIMITED**  
**STATEMENT OF PROFIT AND LOSS FOR THE YEAR ENDED 31 MARCH 2017**  
(Amount in Rupees, unless otherwise stated)

Particulars	Notes	31 March 2017	31 March 2016
Other Income	12	300	5,40,492
<b>Total Income (I)</b>		<b>300</b>	<b>5,40,492</b>
<b>EXPENSES</b>			
Other expenses	13	7,005	9,189
Finance costs	14	115	66
<b>Total Expenses (II)</b>		<b>7,120</b>	<b>9,255</b>
<b>Profit/(Loss) before tax from continuing operations (I-II)</b>		<b>(6,820)</b>	<b>5,31,237</b>
<b>Tax expense:</b>			
Current Tax		-	-
<b>Profit/(Loss) for the year from operations</b>		<b>(6,820)</b>	<b>5,31,237</b>
<b>Other comprehensive income/(loss)</b>		-	-
<b>Total other comprehensive income/(loss) for the year, net of tax</b>		-	-
<b>Total comprehensive income/(loss) for the year, net of tax</b>		<b>(6,820)</b>	<b>5,31,237</b>
Earnings per equity share (computed on the basis of profit/(loss) for the year):	15		
(1) Basic		(0.68)	53.12
(2) Diluted		(0.68)	53.12

Summary of significant accounting policies 3

The accompanying notes are an integral part of the financial statements.

As per our report of even date

For Rajeev & Ajay  
Firm registration No : 009977N  
Chartered Accountants

Ajay Sachdeva  
Partner  
Membership No. : 084302

For and on behalf of the Board of Directors of  
**MAHONIA ESTATE PRIVATE LIMITED**

Nirlipt Kumar Verma  
Director  
DIN-07120160

Ashok Kumar Pathak  
Director  
DIN-02583235

Place : New Delhi

Date : 24 MAY 2017



**MANSAROVAR PROJECTS PRIVATE LIMITED**  
**BALANCE SHEET AS AT 31 MARCH 2017**  
(Amount in Rupees, unless otherwise stated)

	Notes	As at 31 March 2017	As at 31 March 2016	As at 1 April 2015
<b>ASSETS</b>				
<b>Current assets</b>				
Inventories	4	11,54,47,234	11,54,47,234	11,54,47,234
Financial assets				
Cash and cash equivalents	5	4,567	11,662	-
<b>Total Assets</b>		<b>11,54,51,801</b>	<b>11,54,58,896</b>	<b>11,54,47,234</b>
<b>EQUITY AND LIABILITIES</b>				
<b>Equity</b>				
Equity share capital	6	10,00,000	10,00,000	10,00,000
Other equity	7			
Retained Earnings		(3,93,949)	(3,86,829)	(3,77,576)
<b>Total equity</b>		<b>6,06,051</b>	<b>6,13,171</b>	<b>6,22,424</b>
<b>LIABILITIES</b>				
<b>Current liabilities</b>				
Financial liabilities				
Trade payables	8	5,750	5,725	5,618
Other financial liabilities	9	-	-	348
Other current liabilities	10	11,48,40,000	11,48,40,000	11,48,18,844
<b>Total liabilities</b>		<b>11,48,45,750</b>	<b>11,48,45,725</b>	<b>11,48,24,810</b>
<b>Total Equity and Liabilities</b>		<b>11,54,51,801</b>	<b>11,54,58,896</b>	<b>11,54,47,234</b>
Summary of significant accounting policies	3			

The accompanying notes are an integral part of the financial statements.

As per our report of even date

For MNV & CO.

Firm Reg. No.: 023682N

Chartered Accountants

Vikram Suri

Partner

Membership No.: 505887

For and on behalf of the Board of Directors of  
**MANSAROVAR PROJECTS PRIVATE LIMITED**

*Mahesh Pal Singh*  
**Mahesh Pal Singh**

**Director**

**DIN- 07108963**

*Pankaj Sharma*  
**Pankaj Sharma**

**Director**

**DIN- 07034894**

Place : New Delhi

Date : 25<sup>th</sup> May 2017

**MANSAROVAR PROJECTS PRIVATE LIMITED**  
**STATEMENT OF PROFIT AND LOSS FOR THE YEAR ENDED 31 MARCH 2017**  
(Amount in Rupees, unless otherwise stated)

Particulars	Notes	31 March 2017	31 March 2016
<b>Total Income (I)</b>		-	-
<b>EXPENSES</b>			
Other expenses	11	7,005	8,984
Finance costs	12	115	269
<b>Total Expenses (II)</b>		7,120	9,253
<b>Profit/(Loss) before tax from operations (I-II)</b>		(7,120)	(9,253)
<b>Tax expense:</b>			
Current Tax		-	-
<b>Profit/(Loss) for the year from operations</b>		(7,120)	(9,253)
<b>Other Comprehensive Income</b>		-	-
<b>Total other comprehensive income for the year, net of tax</b>		-	-
<b>Total comprehensive income/(loss) for the year, net of tax</b>		(7,120)	(9,253)
<b>Earnings per equity share (computed on the basis of profit/(loss) for the year):</b>	13		
(1) Basic		(0.07)	(0.09)
(2) Diluted		(0.07)	(0.09)

**Summary of significant accounting policies** 3

The accompanying notes are an integral part of the financial statements.

As per our report of even date

For MNV & CO.  
Firm Reg. No.: 023682N  
Chartered Accountants

Vikram Suri  
Partner  
Membership No.: 505887



For and on behalf of the Board of Directors of  
**MANSAROVAR PROJECTS PRIVATE LIMITED**

*Maoheshpal*  
**Maohesh Pal Singh**  
Director  
DIN- 07108963

*Pankaj Sharma*  
**Pankaj Sharma**  
Director  
DIN- 07034894

Place : New Delhi

Date : 25<sup>th</sup> May 2017

**MARKWEL PROMOTERS PRIVATE LIMITED**  
**BALANCE SHEET AS AT 31 MARCH 2017**  
(Amount in Rupees, unless otherwise stated)

	Notes	As at 31 March 2017	As at 31 March 2016	As at 1 April 2015
<b>ASSETS</b>				
<b>Current assets</b>				
Inventories	4	14,82,80,586	14,82,80,586	14,82,80,586
Financial assets				
Cash and cash equivalents	5	13,404	1,848	11,303
<b>Total Assets</b>		<b>14,82,93,990</b>	<b>14,82,82,434</b>	<b>14,82,91,889</b>
<b>EQUITY AND LIABILITIES</b>				
<b>Equity</b>				
Equity share capital	6	10,00,000	10,00,000	10,00,000
Other equity	7			
Retained Earnings		(3,96,246)	(3,87,778)	(3,78,215)
<b>Total equity</b>		<b>6,03,754</b>	<b>6,12,222</b>	<b>6,21,785</b>
<b>LIABILITIES</b>				
<b>Current liabilities</b>				
Financial liabilities				
Trade payables	8	5,750	5,725	5,618
Other current liabilities	9	14,76,84,486	14,76,64,486	14,76,64,486
<b>Total liabilities</b>		<b>14,76,90,236</b>	<b>14,76,70,211</b>	<b>14,76,70,104</b>
<b>Total Equity and Liabilities</b>		<b>14,82,93,990</b>	<b>14,82,82,434</b>	<b>14,82,91,889</b>

Summary of significant accounting policies 3

The accompanying notes are an integral part of the financial statements.

As per our report of even date

For Rajeev & Ajay  
Firm registration No : 009977N  
Chartered Accountants

  
Ajay Sachdeva  
Partner  
Membership No. : 084302

Place : New Delhi

Date : 24 MAY 2017

For and on behalf of the Board of Directors of  
**MARKWEL PROMOTERS PRIVATE LIMITED**

  
Ashok Kumar Pathak  
Director  
DIN-02583235

  
Pankaj Kishore Chaturvedi  
Director  
DIN-07119298



**MARKWEL PROMOTERS PRIVATE LIMITED**  
**STATEMENT OF PROFIT AND LOSS FOR THE YEAR ENDED 31 MARCH 2017**  
(Amount in Rupees, unless otherwise stated)

Particulars	Notes	31 March 2017	31 March 2016
<b>Total Income (I)</b>		-	-
<b>EXPENSES</b>			
Other expenses	10	7,005	9,496
Finance costs	11	1,463	66
<b>Total Expenses (II)</b>		8,468	9,562
<b>Profit/(Loss) before tax from continuing operations (I-II)</b>		(8,468)	(9,562)
<b>Tax expense:</b>			
Current Tax		-	-
<b>Profit/(Loss) for the year from continuing operations</b>		(8,468)	(9,562)
<b>Other Comprehensive Income</b>		-	-
<b>Total other comprehensive income for the year, net of tax</b>		-	-
<b>Total comprehensive income/(loss) for the year, net of tax</b>		(8,468)	(9,562)
Earnings per equity share (computed on the basis of profit/(loss) for the year):	12		
(1) Basic		(0.08)	(0.10)
(2) Diluted		(0.08)	(0.10)

Summary of significant accounting policies 3

The accompanying notes are an integral part of the financial statements.

As per our report of even date

For Rajeev & Ajay  
Firm registration No : 009977N  
Chartered Accountants

Ajay Sachdeva  
Partner  
Membership No. : 084302

For and on behalf of the Board of Directors of  
MARKWEL PROMOTERS PRIVATE LIMITED

Ashok Kumar Pathak  
Director  
DIN-02583235

Pankaj Kishore Chaturvedi  
Director  
DIN-07119298

Place : New Delhi

Date : 24 MAY 2017

**MEGA CITY PROMOTERS PRIVATE LIMITED**  
**BALANCE SHEET AS AT 31 MARCH 2017**  
(Amount in Rupees, unless otherwise stated)

	Notes	As at 31 March 2017	As at 31 March 2016	As at 1 April 2015
<b>ASSETS</b>				
<b>Current assets</b>				
Inventories	4	26,23,91,988	26,23,91,988	26,23,91,988
Financial assets				
Cash and cash equivalents	5	9,532	6,594	14,516
Other current assets	6	-	-	-
<b>Total Assets</b>		<b>26,24,01,520</b>	<b>26,23,98,582</b>	<b>26,24,06,504</b>
<b>EQUITY AND LIABILITIES</b>				
<b>Equity</b>				
Equity share capital	7	6,50,000	6,50,000	6,50,000
Other equity	8			
Retained Earnings		(43,34,256)	(43,22,031)	(43,11,139)
<b>Total equity</b>		<b>(36,84,256)</b>	<b>(36,72,031)</b>	<b>(36,61,139)</b>
<b>LIABILITIES</b>				
<b>Current liabilities</b>				
Financial liabilities				
Trade payables	9	5,751	8,588	5,618
Other current liabilities	10	26,60,80,025	26,60,62,025	26,60,62,025
<b>Total liabilities</b>		<b>26,60,85,776</b>	<b>26,60,70,613</b>	<b>26,60,67,643</b>
<b>Total Equity and Liabilities</b>		<b>26,24,01,520</b>	<b>26,23,98,582</b>	<b>26,24,06,504</b>

Summary of significant accounting policies 3

The accompanying notes are an integral part of the financial statements.

As per our report of even date

For MNV & CO.  
Firm Reg. No.: 023682N  
Chartered Accountants

Vikrant Suri  
Partner  
Membership No.: 505887



Place : New Delhi

Date : 24 MAY 2017

For and on behalf of the Board of Directors of  
MEGA CITY PROMOTERS PRIVATE LIMITED

Vivek Singh  
Director  
DIN- 03466774

Narendra Vashisht  
Director  
DIN- 06713906

NEW DELHI  
24 MAY 2017

NEW DELHI  
24 MAY 2017

**MEGA CITY PROMOTERS PRIVATE LIMITED**  
**STATEMENT OF PROFIT AND LOSS FOR THE YEAR ENDED 31 MARCH 2017**  
(Amount in Rupees, unless otherwise stated)

Particulars	Notes	31 March 2017	31 March 2016
<b>Total Income (I)</b>		-	-
<b>EXPENSES</b>			
Other expenses	11	11,720	10,823
Finance costs	12	505	69
<b>Total Expenses (II)</b>		12,225	10,892
<b>Profit/(Loss) before tax from operations (I-II)</b>		(12,225)	(10,892)
<b>Tax expense:</b>			
Current Tax		-	-
<b>Profit/(Loss) for the year from operations</b>		(12,225)	(10,892)
<b>Other Comprehensive Income</b>		-	-
<b>Total other comprehensive income for the year, net of tax</b>		-	-
<b>Total comprehensive income/(loss) for the year, net of tax</b>		(12,225)	(10,892)
<b>Earnings per equity share (computed on the basis of profit/(loss) for the year):</b>	13		
(1) Basic		(0.19)	(0.17)
(2) Diluted		(0.19)	(0.17)

**Summary of significant accounting policies** 3

The accompanying notes are an integral part of the financial statements.

As per our report of even date

For MNV & CO.  
Firm Reg. No.: 023682N  
Chartered Accountants

Vikrant Suri  
Partner  
Membership No.: 505887



For and on behalf of the Board of Directors of  
**MEGA CITY PROMOTERS PRIVATE LIMITED**

Vivek Singh  
Director  
DIN- 03466774

NEW DELHI  
24 MAY 2017

Narendra Vashisht  
Director  
DIN- 06713906

NEW DELHI  
24 MAY 2017

Place : New Delhi

Date : 24 MAY 2017



**MG COLONIZERS PRIVATE LIMITED**  
**BALANCE SHEET AS AT 31 MARCH 2017**  
(Amount in Rupees, unless otherwise stated)

	Notes	As at 31 March 2017	As at 31 March 2016	As at 1 April 2015
<b>ASSETS</b>				
<b>Current assets</b>				
Inventories	4	2,85,67,000	2,85,67,000	2,85,67,000
Financial assets				
Cash and cash equivalents	5	16,056	5,672	13,796
<b>Total Assets</b>		<b>2,85,83,056</b>	<b>2,85,72,672</b>	<b>2,85,80,796</b>
<b>EQUITY AND LIABILITIES</b>				
<b>Equity</b>				
Equity share capital	6	1,00,000	1,00,000	1,00,000
Other equity	7			
Retained Earnings		(1,44,406)	(1,33,442)	(1,20,809)
<b>Total equity</b>		<b>(44,406)</b>	<b>(33,442)</b>	<b>(20,809)</b>
<b>LIABILITIES</b>				
<b>Current liabilities</b>				
Financial liabilities				
Trade payables	8	11,475	10,127	5,618
Other current liabilities	9	2,86,15,987	2,85,95,987	2,85,95,987
<b>Total liabilities</b>		<b>2,86,27,462</b>	<b>2,86,06,114</b>	<b>2,86,01,605</b>
<b>Total Equity and Liabilities</b>		<b>2,85,83,056</b>	<b>2,85,72,672</b>	<b>2,85,80,796</b>

Summary of significant accounting policies 3

The accompanying notes are an integral part of the financial statements.

As per our report of even date

For Rajeev & Ajay  
Firm registration No : 009977N  
Chartered Accountants

  
Ajay Sachdeva  
Partner  
Membership No. : 084302

Place : New Delhi  
Date : 24 MAY 2017

For and on behalf of the Board of Directors of  
MG COLONIZERS PRIVATE LIMITED

  
Bhupinder Rajjaswant Singh  
Director  
DIN-06583432

  
Amit Dhall  
Director  
DIN-07257270

**MG COLONIZERS PRIVATE LIMITED**  
**STATEMENT OF PROFIT AND LOSS FOR THE YEAR ENDED 31 MARCH 2017**  
(Amount in Rupees, unless otherwise stated)

Particulars	Notes	31 March 2017	31 March 2016
<b>Total Income (I)</b>		-	-
<b>EXPENSES</b>			
Other expenses	10	10,159	12,567
Finance costs	11	805	66
<b>Total Expenses (II)</b>		10,964	12,633
<b>Profit/(Loss) before tax from continuing operations (I-II)</b>		(10,964)	(12,633)
<b>Tax expense:</b>			
Current Tax		-	-
<b>Profit/(Loss) for the year from continuing operations</b>		(10,964)	(12,633)
<b>Other Comprehensive Income</b>		-	-
<b>Total other comprehensive income for the year, net of tax</b>		-	-
<b>Total comprehensive income/(loss) for the year, net of tax</b>		(10,964)	(12,633)
Earnings per equity share (computed on the basis of profit/(loss) for the year):	12		
(1) Basic		(1.10)	(1.26)
(2) Diluted		(1.10)	(1.26)

Summary of significant accounting policies 3

The accompanying notes are an integral part of the financial statements.

As per our report of even date

For Rajeev & Ajay  
Firm registration No : 009977N  
Chartered Accountants

  
**Ajay Sachdeva**  
Partner  
Membership No. : 084302

For and on behalf of the Board of Directors of  
MG COLONIZERS PRIVATE LIMITED

  
**Bhupinder Rajaswant Singh**  
Director  
DIN-06883432

  
**Amit Dhall**  
Director  
DIN-07257270

Place : New Delhi

Date : 24 MAY 2017

**MILKY WAY REALTORS PRIVATE LIMITED**  
**BALANCE SHEET AS AT 31 MARCH 2017**  
(Amount in Rupees, unless otherwise stated)

	Notes	As at 31 March 2017	As at 31 March 2016	As at 1 April 2015
<b>ASSETS</b>				
<b>Current assets</b>				
Inventories	4	83,22,60,775	83,22,60,775	83,22,60,775
Financial assets				
Cash and cash equivalents	5	29,420	36,209	23,517
Other current assets	6	99,588	99,588	99,588
<b>Total Assets</b>		<b>83,23,89,783</b>	<b>83,23,96,572</b>	<b>83,23,83,880</b>
<b>EQUITY AND LIABILITIES</b>				
<b>Equity</b>				
Equity share capital	7	1,00,000	1,00,000	1,00,000
Other equity	8			
Retained Earnings		(13,18,55,486)	(13,18,48,672)	(13,18,41,258)
<b>Total equity</b>		<b>(13,17,55,486)</b>	<b>(13,17,48,672)</b>	<b>(13,17,41,258)</b>
<b>LIABILITIES</b>				
<b>Current liabilities</b>				
Financial liabilities				
Trade payables	9	5,750	5,725	5,618
Other current liabilities	10	96,41,39,519	96,41,39,519	96,41,19,519
<b>Total liabilities</b>		<b>96,41,45,269</b>	<b>96,41,45,244</b>	<b>96,41,25,137</b>
<b>Total Equity and Liabilities</b>		<b>83,23,89,783</b>	<b>83,23,96,572</b>	<b>83,23,83,880</b>

Summary of significant accounting policies 3

The accompanying notes are an integral part of the financial statements.

As per our report of even date

For MNV & CO.  
Firm Reg. No.: 023682N  
Chartered Accountants

Vikram Suri  
Partner  
Membership No.: 505887

For and on behalf of the Board of Directors of  
MILKY WAY REALTORS PRIVATE LIMITED

Ashok Kumar Pathak  
Director  
DIN-02583235

Satish Kumar Goyal  
Director  
DIN-06520570

Place : New Delhi  
Date : 24 MAY 2017

New Delhi  
24 MAY 2017

New Delhi  
24 MAY 2017



**MILKY WAY REALTORS PRIVATE LIMITED**  
**STATEMENT OF PROFIT AND LOSS FOR THE YEAR ENDED 31 MARCH 2017**  
(Amount in Rupees, unless otherwise stated)

Particulars	Notes	31 March 2017	31 March 2016
<b>Total Income (I)</b>		-	-
<b>EXPENSES</b>			
Other expenses	11	6,699	7,345
Finance costs	12	115	69
<b>Total Expenses (II)</b>		6,814	7,414
<b>Profit/(Loss) before tax from operations (I-II)</b>		(6,814)	(7,414)
<b>Tax expense:</b>			
Current Tax		-	-
<b>Profit/(Loss) for the year from operations</b>		(6,814)	(7,414)
<b>Other Comprehensive Income</b>		-	-
<b>Total other comprehensive income for the year, net of tax</b>		-	-
<b>Total comprehensive income/(loss) for the year, net of tax</b>		(6,814)	(7,414)
<b>Earnings per equity share (computed on the basis of profit/(loss) for the year):</b>	13		
(1) Basic		(0.68)	(0.74)
(2) Diluted		(0.68)	(0.74)

Summary of significant accounting policies 3

The accompanying notes are an integral part of the financial statements.

As per our report of even date

For MNV & CO.  
Firm Reg. No.: 023682N  
Chartered Accountants

Vikrant Suri  
Partner  
Membership No.: 505887



Place : New Delhi  
Date : 24 MAY 2017

For and on behalf of the Board of Directors of  
**MILKY WAY REALTORS PRIVATE LIMITED**

Ashok Kumar Pathak  
Director  
DIN-02583235

New Delhi  
24 MAY 2017

Satish Kumar Goyal  
Director  
DIN-06520570

New Delhi  
24 MAY 2017

**MODULAR ESTATES PRIVATE LIMITED**  
**BALANCE SHEET AS AT 31 MARCH 2017**  
(Amount in Rupees, unless otherwise stated)

	Notes	As at 31 March 2017	As at 31 March 2016	As at 1 April 2015
<b>ASSETS</b>				
<b>Current assets</b>				
Financial assets				
Cash and cash equivalents	4	183	10,083	18,515
Other financial assets	6	7,56,941	-	-
Other current assets	5	-	53,96,635	53,96,635
<b>Total Assets</b>		<b>7,57,123</b>	<b>54,06,718</b>	<b>54,15,150</b>
<b>EQUITY AND LIABILITIES</b>				
<b>Equity</b>				
Equity share capital	7	10,00,000	10,00,000	10,00,000
Other equity	8			
Retained Earnings		(2,48,627)	(2,38,702)	(2,30,162)
<b>Total equity</b>		<b>7,51,373</b>	<b>7,61,298</b>	<b>7,69,838</b>
<b>LIABILITIES</b>				
<b>Current liabilities</b>				
Financial liabilities				
Trade payables	9	5,750	14,11,975	14,11,868
Other current liabilities	10	-	32,33,444	32,33,444
<b>Total liabilities</b>		<b>5,750</b>	<b>46,45,419</b>	<b>46,45,312</b>
<b>Total Equity and Liabilities</b>		<b>7,57,123</b>	<b>54,06,718</b>	<b>54,15,150</b>
Summary of significant accounting policies	3			

The accompanying notes are an integral part of the financial statements.

As per our report of even date

For Rajeev & Ajay  
Firm registration No : 009977N  
Chartered Accountants

Ajay Sachdeva  
Partner  
Membership No. : 084302

Place : New Delhi

Date : 24 MAY 2017

For and on behalf of the Board of Directors of  
**MODULAR ESTATES PRIVATE LIMITED**

Shaji Kumar Sasidharan  
Director  
DIN-07119343

Bipin Kumar Mishra  
Director  
DIN-06573752

**MODULAR ESTATES PRIVATE LIMITED**  
**STATEMENT OF PROFIT AND LOSS FOR THE YEAR ENDED 31 MARCH 2017**  
(Amount in Rupees, unless otherwise stated)

Particulars	Notes	31 March 2017	31 March 2016
Other Income	11	1,500	-
<b>Total Income (I)</b>		<b>1,500</b>	<b>-</b>
<b>EXPENSES</b>			
Other expenses	12	11,310	8,473
Finance costs	13	115	66
<b>Total Expenses (II)</b>		<b>11,425</b>	<b>8,539</b>
<b>Profit/(Loss) before tax from continuing operations (I-II)</b>		<b>(9,925)</b>	<b>(8,539)</b>
Tax expense:			
Current Tax		-	-
<b>Profit/(Loss) for the year from continuing operations</b>		<b>(9,925)</b>	<b>(8,539)</b>
<b>Other Comprehensive Income</b>		<b>-</b>	<b>-</b>
<b>Total other comprehensive income for the year, net of tax</b>		<b>-</b>	<b>-</b>
<b>Total comprehensive income/(loss) for the year, net of tax</b>		<b>(9,925)</b>	<b>(8,539)</b>
Earnings per equity share (computed on the basis of profit/(loss) for the year):	14		
(1) Basic		(0.10)	(0.09)
(2) Diluted		(0.10)	(0.09)

Summary of significant accounting policies 3

The accompanying notes are an integral part of the financial statements.

As per our report of even date

For Rajeev & Ajay  
Firm registration No : 009977N  
Chartered Accountants

Ajay Sachdeva  
Partner  
Membership No. : 084302

For and on behalf of the Board of Directors of  
MODULAR ESTATES PRIVATE LIMITED

Shaji Kumar Sasidharan  
Director  
DIN-07119343

Bipin Kumar Mishra  
Director  
DIN-06573752

Place : New Delhi  
Date : 24 MAY 2017



**MONARCH BUILDCON PRIVATE LIMITED**  
**BALANCE SHEET AS AT 31 MARCH 2017**  
(Amount in Rupees, unless otherwise stated)

	Notes	As at 31 March 2017	As at 31 March 2016	As at 1 April 2015
<b>ASSETS</b>				
<b>Current assets</b>				
Inventories	4	17,20,23,287	17,16,79,712	17,16,79,712
Financial assets				
Cash and cash equivalents	5	21,631	23,507	20,095
Other financial assets	6	1,64,38,608	94,77,113	94,77,113
Other current assets	7	1,49,155	-	-
<b>Total Assets</b>		<b>18,86,32,681</b>	<b>18,11,80,332</b>	<b>18,11,76,920</b>
<b>EQUITY AND LIABILITIES</b>				
<b>Equity</b>				
Equity share capital	8	1,00,000	1,00,000	1,00,000
Other equity	9			
Retained Earnings		(4,13,403)	(4,06,311)	(8,38,416)
<b>Total equity</b>		<b>(3,13,403)</b>	<b>(3,06,311)</b>	<b>(7,38,416)</b>
<b>LIABILITIES</b>				
<b>Current liabilities</b>				
Financial liabilities				
Trade payables	10	11,450	11,425	55,118
Other current liabilities	11	18,89,34,634	18,14,75,218	18,18,60,218
<b>Total liabilities</b>		<b>18,89,46,084</b>	<b>18,14,86,643</b>	<b>18,19,15,336</b>
<b>Total Equity and Liabilities</b>		<b>18,86,32,681</b>	<b>18,11,80,332</b>	<b>18,11,76,920</b>

Summary of significant accounting policies 3

The accompanying notes are an integral part of the financial statements.

As per our report of even date

For MNV & CO.  
Firm Reg. No.: 023682N  
Chartered Accountants

Vikram Suri  
Partner  
Membership No.: 505887



Place : New Delhi

Date : 24<sup>th</sup> May 2017

For and on behalf of the Board of Directors of  
MONARCH BUILDCON PRIVATE LIMITED

Braj Kishore Sharma  
Director  
DIN- 06545291

Shaji Kumar Sasidharan  
Director  
DIN- 07119343

*(Signature)*

MONARCH BUILDCON PRIVATE LIMITED  
STATEMENT OF PROFIT AND LOSS FOR THE YEAR ENDED 31 MARCH 2017  
(Amount in Rupees, unless otherwise stated)

Particulars	Notes	31 March 2017	31 March 2016
Other Income	12	-	4,40,747
<b>Total Income (I)</b>		<b>-</b>	<b>4,40,747</b>
<b>EXPENSES</b>			
Other expenses	13	7,006	8,471
Finance costs	14	86	171
<b>Total Expenses (II)</b>		<b>7,092</b>	<b>8,642</b>
<b>Profit/(Loss) before tax from operations (I-II)</b>		<b>(7,092)</b>	<b>4,32,105</b>
<b>Tax expense:</b>			
Current Tax		-	-
<b>Profit/(Loss) for the year from operations</b>		<b>(7,092)</b>	<b>4,32,105</b>
<b>Other Comprehensive Income</b>		<b>-</b>	<b>-</b>
<b>Total other comprehensive income for the year, net of tax</b>		<b>-</b>	<b>-</b>
<b>Total comprehensive income/(loss) for the year, net of tax</b>		<b>(7,092)</b>	<b>4,32,105</b>
Earnings per equity share (computed on the basis of profit/(loss) for the year):	15		
(1) Basic		(0.71)	43.21
(2) Diluted		(0.71)	43.21

Summary of significant accounting policies 3

The accompanying notes are an integral part of the financial statements.

As per our report of even date

For MNV & CO.  
Firm Reg. No.: 023682N  
Chartered Accountants

Vikrant Suri  
Partner  
Membership No.: 505887



Place : New Delhi

Date : 24<sup>th</sup> May 2017

For and on behalf of the Board of Directors of  
MONARCH BUILDCON PRIVATE LIMITED

Braj Kishore Sharma  
Director  
DIN- 06545291

Shaji Kumar Sasidharan  
Director  
DIN- 07119343

**MONGA PROPERTIES PRIVATE LIMITED**  
**BALANCE SHEET AS AT 31 MARCH 2017**  
(Amount in Rupees, unless otherwise stated)

	Notes	As at 31 March 2017	As at 31 March 2016	As at 1 April 2015
<b>ASSETS</b>				
<b>Current assets</b>				
Inventories	4	4,84,66,909	4,84,66,909	4,84,66,909
Financial assets				
Cash and cash equivalents	5	11,022	18,835	19,488
Other financial assets	6	3,02,84,732	1,31,64,325	1,31,64,325
Other current assets	7	1,12,912	1,06,872	9,81,218
<b>Total Assets</b>		<b>7,88,75,575</b>	<b>6,17,56,941</b>	<b>6,26,31,940</b>
<b>EQUITY AND LIABILITIES</b>				
<b>Equity</b>				
Equity share capital	8	1,00,000	1,00,000	1,00,000
Other equity	9			
Retained Earnings		(3,01,321)	(2,94,508)	(4,18,377)
<b>Total equity</b>		<b>(2,01,321)</b>	<b>(1,94,508)</b>	<b>(3,18,377)</b>
<b>LIABILITIES</b>				
<b>Current liabilities</b>				
Financial liabilities				
Trade payables	10	5,750	6,750	5,618
Other current liabilities	11	7,90,71,146	6,19,44,699	6,29,44,699
<b>Total liabilities</b>		<b>7,90,76,896</b>	<b>6,19,51,449</b>	<b>6,29,50,317</b>
<b>Total Equity and Liabilities</b>		<b>7,88,75,575</b>	<b>6,17,56,941</b>	<b>6,26,31,940</b>
Summary of significant accounting policies	3			

The accompanying notes are an integral part of the financial statements.

As per our report of even date

For MNV & CO.  
Firm Reg. No.: 023682N  
Chartered Accountants

Vikrant Suri  
Partner  
Membership No.: 505887



For and on behalf of the Board of Directors of  
MONGA PROPERTIES PRIVATE LIMITED

Braj Kishore Sharma  
Director  
DIN- 06545291

*(Signature)*

*(Signature)*  
Shaji Kumar Sasidharan  
Director  
DIN- 07119343

Place : New Delhi  
Date : 24<sup>th</sup> May 2017



**MONGA PROPERTIES PRIVATE LIMITED**  
**STATEMENT OF PROFIT AND LOSS FOR THE YEAR ENDED 31 MARCH 2017**  
(Amount in Rupees, unless otherwise stated)

Particulars	Notes	31 March 2017	31 March 2016
Other Income	12	-	1,39,837
<b>Total Income (I)</b>		<b>-</b>	<b>1,39,837</b>
<b>EXPENSES</b>			
Other expenses	13	6,698	12,211
Finance costs	14	115	36
<b>Total Expenses (II)</b>		<b>6,813</b>	<b>12,247</b>
<b>Profit/(Loss) before tax from operations (I-II)</b>		<b>(6,813)</b>	<b>1,27,591</b>
<b>Tax expense:</b>			
Current Tax		-	3,721
<b>Profit/(Loss) for the year from operations</b>		<b>(6,813)</b>	<b>1,23,869</b>
<b>Other Comprehensive Income</b>		<b>-</b>	<b>-</b>
<b>Total other comprehensive income for the year, net of tax</b>		<b>-</b>	<b>-</b>
<b>Total comprehensive income/(loss) for the year, net of tax</b>		<b>(6,813)</b>	<b>1,23,869</b>
Earnings per equity share (computed on the basis of profit/(loss) for the year):	15		
(1) Basic		(0.68)	12.39
(2) Diluted		(0.68)	12.39
<b>Summary of significant accounting policies</b>	3		

The accompanying notes are an integral part of the financial statements.

As per our report of even date

For MNV & CO.  
Firm Reg. No.: 023682N  
Chartered Accountants

Vikram Suri  
Partner  
Membership No.: 505887



For and on behalf of the Board of Directors of  
**MONGA PROPERTIES PRIVATE LIMITED**

Braj Kishore Sharma  
Director  
DIN- 06545291

Shaji Kumar Sasidharan  
Director  
DIN- 07119343

Place : New Delhi

Date : 24<sup>th</sup> May 2017

# Multitude Infrastructures Private Limited

Balance sheet as at 31 March 2017

(Amount in Rupees, unless otherwise stated)

	Notes	As at 31 March 2017	As at 31 March 2016	As at 1 April 2015
<b>ASSETS</b>				
<b>Non-current assets</b>				
Property, plant and equipment	4	82,01,97,890	83,54,72,182	85,11,19,749
Capital work-in-progress		6,16,499	-	-
Other intangible assets	5	1,62,852	-	-
		<b>82,09,77,241</b>	<b>83,54,72,182</b>	<b>85,11,19,749</b>
<b>Current assets</b>				
Inventories	6	34,97,312	55,05,499	40,89,779
Financial assets				
Loans	7	2,52,489	2,52,489	2,52,489
Trade receivables	8	71,82,433	75,07,984	61,58,021
Cash and cash equivalents	9	41,50,808	39,42,463	31,14,657
Current tax assets (net of provision)	10	12,05,276	10,53,088	6,69,131
Other current assets	11	60,17,886	54,96,075	65,23,814
		<b>2,23,06,204</b>	<b>2,37,57,598</b>	<b>2,08,07,891</b>
<b>Total Assets</b>		<b>84,32,83,445</b>	<b>85,92,29,780</b>	<b>87,19,27,640</b>
<b>EQUITY AND LIABILITIES</b>				
<b>EQUITY</b>				
Equity share capital	12	4,90,79,600	4,90,79,600	4,90,79,600
Other equity	13	(29,76,62,610)	(29,15,81,031)	(26,50,62,835)
<b>Total equity</b>		<b>(24,85,83,010)</b>	<b>(24,25,01,431)</b>	<b>(21,59,83,235)</b>
<b>LIABILITIES</b>				
<b>Non-current liabilities</b>				
Financial liabilities				
Borrowings	14	-	1,58,69,353	8,10,67,907
Provisions	15	16,21,741	19,53,732	17,30,637
		<b>16,21,741</b>	<b>1,78,23,085</b>	<b>8,27,98,544</b>
<b>Current liabilities</b>				
Financial liabilities				
Borrowings	16	1,03,66,75,139	96,82,74,731	93,15,46,549
Trade payables	17	1,94,04,076	2,16,81,499	88,61,334
Other financial liabilities	18	2,66,02,364	8,81,34,998	6,07,16,231
Other current liabilities	19	68,42,297	54,91,721	39,16,353
Provisions	15	7,20,838	3,25,177	71,864
<b>Total liabilities</b>		<b>1,09,02,44,714</b>	<b>1,08,39,08,126</b>	<b>1,00,51,12,331</b>
<b>Total Equity and Liabilities</b>		<b>84,32,83,445</b>	<b>85,92,29,780</b>	<b>87,19,27,640</b>

Summary of significant accounting policies

The accompanying notes are an integral part of the financial statements.

As per our report of even date

For Jain Jindal & Co.

Firm registration No : 025817N

Chartered Accountants

*Romesh Vijay*

Romesh Vijay

Partner

Membership No. : 411274

Place : New Delhi

Date : May 24, 2017

For and on behalf of the Board of Directors of  
Multitude Infrastructures Private Limited

*Ranjit Sarkar*  
Ranjit Sarkar  
Director  
DIN- 06785561

*Mahesh Pal Singh*  
Mahesh Pal Singh  
Director  
DIN-07108963



# Multitude Infrastructures Private Limited

## Statement of Profit and Loss for the year ended 31 March 2017

(Amount in Rupees, unless otherwise stated)

	Notes	31 March 2017	31 March 2016
<b>Continuing operations</b>			
Revenue From Operations	20	14,60,87,475	13,91,27,448
Other Income	21	9,34,545	6,34,228
<b>Total Income (I)</b>		<b>14,70,22,020</b>	<b>13,97,61,676</b>
<b>EXPENSES</b>			
Consumption of food and beverages	22	1,30,83,929	1,26,08,473
Employee benefits expense	23	3,40,09,372	3,25,43,801
Other expenses	24	7,08,80,738	7,85,17,725
Depreciation and amortization expense	25	1,56,87,134	1,94,38,532
Finance costs	26	1,97,32,310	2,32,84,608
<b>Total Expenses (II)</b>		<b>15,33,93,483</b>	<b>16,63,93,139</b>
<b>(Loss) before tax from continuing operations (I-II)</b>		<b>(63,71,463)</b>	<b>(2,66,31,463)</b>
<b>Tax expense:</b>			
Current Tax		-	-
Deferred Tax		-	-
<b>(Loss) for the year from continuing operations</b>		<b>(63,71,463)</b>	<b>(2,66,31,463)</b>
<b>Other Comprehensive Income</b>			
Items that will not be reclassified to profit or loss in subsequent periods			
Re-measurement gains (losses) on defined benefit plans		2,89,884	1,13,267
<b>Total other comprehensive income for the year, net of tax</b>		<b>2,89,884</b>	<b>1,13,267</b>
<b>Total comprehensive income for the year, net of tax</b>		<b>(60,81,579)</b>	<b>(2,65,18,196)</b>
Earnings per equity share (computed on the basis of profit/(loss) for the year):	27		
(1) Basic		(1.30)	(5.43)
(2) Diluted		(1.30)	(5.43)

Summary of significant accounting policies

The accompanying notes are an integral part of the financial statements.

As per our report of even date

**For Jain Jindal & Co.**

Firm registration No : 025817N

Chartered Accountants

**Romesh Vijay**

Partner

Membership No. : 411274

Place : New Delhi

Date : May 24, 2017

For and on behalf of the Board of Directors of

**Multitude Infrastructures Private Limited**

**Ranjit Sarkar**

Director

DIN- 06785561

**Mahesh Pal Singh**

Director

DIN-07108963





**NAAM PROMOTERS PRIVATE LIMITED**  
**BALANCE SHEET AS AT 31 MARCH 2017**  
(Amount in Rupees, unless otherwise stated)

	Notes	As at 31 March 2017	As at 31 March 2016	As at 1 April 2015
<b>ASSETS</b>				
<b>Current assets</b>				
Inventories	4	-	-	33,34,700
Financial assets				
Cash and cash equivalents	5	9,931	1,14,949	2,908
Other current assets	6	-	-	81,667
<b>Total Assets</b>		<b>9,931</b>	<b>1,14,949</b>	<b>34,19,275</b>
<b>EQUITY AND LIABILITIES</b>				
<b>Equity</b>				
Equity share capital	7	1,50,000	1,50,000	1,50,000
Other equity	8			
Retained Earnings		(2,30,920)	(2,19,013)	(3,78,969)
<b>Total equity</b>		<b>(80,920)</b>	<b>(69,013)</b>	<b>(2,28,969)</b>
<b>LIABILITIES</b>				
<b>Current liabilities</b>				
Financial liabilities				
Trade payables	9	32,330	28,855	28,748
Other current liabilities	10	58,521	1,53,517	36,19,496
Provisions	11	-	1,590	-
<b>Total liabilities</b>		<b>90,851</b>	<b>1,83,962</b>	<b>36,48,244</b>
<b>Total Equity and Liabilities</b>		<b>9,931</b>	<b>1,14,949</b>	<b>34,19,275</b>

Summary of significant accounting policies 3

The accompanying notes are an integral part of the financial statements.

As per our report of even date

For MNV & CO.  
Firm Reg. No.: 023682N  
Chartered Accountants

Vikrant Suri  
Partner  
Membership No.: 505887



Place : New Delhi

Date : 24 MAY 2017

For and on behalf of the Board of Directors of  
NAAM PROMOTERS PRIVATE LIMITED

Amitesh Mishra  
Director  
DIN- 06549028

NEW DELHI  
24 MAY 2017

Pankaj Bhushan Patel  
Director  
DIN- 06558557

NEW DELHI  
24 MAY 2017

**NAAM PROMOTERS PRIVATE LIMITED**  
**STATEMENT OF PROFIT AND LOSS FOR THE YEAR ENDED 31 MARCH 2017**  
(Amount in Rupees, unless otherwise stated)

Particulars	Notes	31 March 2017	31 March 2016
Revenue From Operations	12	-	16,679
Other Income	13	-	1,53,203
<b>Total Income (I)</b>		<b>-</b>	<b>1,69,882</b>
<b>EXPENSES</b>			
Other expenses	14	11,792	8,267
Finance costs	15	115	69
<b>Total Expenses (II)</b>		<b>11,907</b>	<b>8,336</b>
<b>Profit/(Loss) before tax from operations (I-II)</b>		<b>(11,907)</b>	<b>1,61,546</b>
<b>Tax expense:</b>			
Current Tax		-	1,590
<b>Profit/(Loss) for the year from operations</b>		<b>(11,907)</b>	<b>1,59,956</b>
<b>Other Comprehensive Income</b>		<b>-</b>	<b>-</b>
<b>Total other comprehensive income for the year, net of tax</b>		<b>-</b>	<b>-</b>
<b>Total comprehensive income/(loss) for the year, net of tax</b>		<b>(11,907)</b>	<b>1,59,956</b>
Earnings per equity share (computed on the basis of profit/(loss) for the year):	16		
(1) Basic		(0.79)	10.66
(2) Diluted		(0.79)	10.66

Summary of significant accounting policies 3

The accompanying notes are an integral part of the financial statements.

As per our report of even date

For MNV & CO.  
Firm Reg. No.: 023682N  
Chartered Accountants

Vikrant Suri  
Partner  
Membership No.: 505887



Place : New Delhi

Date : 24 MAY 2017

For and on behalf of the Board of Directors of  
NAAM PROMOTERS PRIVATE LIMITED

Amitesh Mishra  
Director  
DIN- 06549028

Pankaj Bhushan Patel  
Director  
DIN- 06558557

NEW DELHI  
24 MAY 2017

NEW DELHI  
24 MAY 2017

**NANDITA PROMOTERS PRIVATE LIMITED**  
**BALANCE SHEET AS AT 31 MARCH 2017**  
(Amount in Rupees, unless otherwise stated)

	Notes	As at 31 March 2017	As at 31 March 2016	As at 1 April 2015
<b>ASSETS</b>				
<b>Non-current assets</b>				
Financial Assets				
Investments	4	-	-	9,43,15,200
		-	-	9,43,15,200
<b>Current assets</b>				
Financial assets				
Cash and cash equivalents	5	25,236	34,353	10,873
		25,236	34,353	10,873
<b>Total Assets</b>		<b>25,236</b>	<b>34,353</b>	<b>9,43,26,073</b>
<b>EQUITY AND LIABILITIES</b>				
<b>Equity</b>				
Equity share capital	6	10,00,000	10,00,000	10,00,000
Other equity	7			
Retained Earnings		(9,80,514)	(9,71,373)	(2,21,892)
<b>Total equity</b>		<b>19,486</b>	<b>28,627</b>	<b>7,78,108</b>
<b>LIABILITIES</b>				
<b>Current liabilities</b>				
Financial liabilities				
Trade payables	8	5,750	5,725	5,618
Other current liabilities	9	-	-	9,35,42,347
<b>Total liabilities</b>		<b>5,750</b>	<b>5,725</b>	<b>9,35,47,965</b>
<b>Total Equity and Liabilities</b>		<b>25,236</b>	<b>34,353</b>	<b>9,43,26,073</b>

Summary of significant accounting policies 3

The accompanying notes are an integral part of the financial statements.

As per our report of even date

For Rajeev & Ajay  
Firm registration No.: 009977N  
Chartered Accountants

Ajay Sachdeva  
Partner  
Membership No.: 084302

For and on behalf of the Board of Directors of  
**NANDITA PROMOTERS PRIVATE LIMITED**

Vikram Jit Singh  
Director  
DIN-06788748

Jairaj/Vikas Verma  
Director  
DIN-07560019

Place : New Delhi

Date : 24 MAY 2017



**NANDITA PROMOTERS PRIVATE LIMITED**  
**STATEMENT OF PROFIT AND LOSS FOR THE YEAR ENDED 31 MARCH 2017**  
(Amount in Rupees, unless otherwise stated)

Particulars	Notes	31 March 2017	31 March 2016
<b>Total Income (I)</b>		-	-
<b>EXPENSES</b>			
Other expenses	10	9,055	7,49,414
Finance costs	11	86	66
<b>Total Expenses (II)</b>		9,141	7,49,480
<b>Profit/(Loss) before tax from continuing operations (I-II)</b>		(9,141)	(7,49,480)
<b>Tax expense:</b>			
Current Tax		-	-
<b>Profit/(Loss) for the year from continuing operations</b>		(9,141)	(7,49,480)
<b>Other Comprehensive Income</b>		-	-
<b>Total other comprehensive income for the year, net of tax</b>		-	-
<b>Total comprehensive income/(loss) for the year, net of tax</b>		(9,141)	(7,49,480)
<b>Earnings per equity share (computed on the basis of profit/(loss) for the year):</b>	12		
(1) Basic		(0.09)	(7.49)
(2) Diluted		(0.09)	(7.49)

Summary of significant accounting policies 3

The accompanying notes are an integral part of the financial statements.

As per our report of even date

For Rajeev & Ajay  
Firm registration No : 009977N  
Chartered Accountants

Ajay Sachdeva  
Partner  
Membership No. : 084302

For and on behalf of the Board of Directors of  
**NANDITA PROMOTERS PRIVATE LIMITED**

Vikram Jit Singh  
Director  
DIN-06788748

Jairaj Vikas Verma  
Director  
DIN-07560019

Place : New Delhi

Date : 24 MAY 2017

**NAVRATTAN BUILDCON PRIVATE LIMITED**  
**BALANCE SHEET AS AT 31 MARCH 2017**  
(Amount in Rupees, unless otherwise stated)

	Notes	As at 31 March 2017	As at 31 March 2016	As at 1 April 2015
<b>ASSETS</b>				
<b>Current assets</b>				
Inventories	4	11,97,08,055	11,97,08,055	11,97,08,055
Financial assets				
Cash and cash equivalents	5	12,550	4,022	6,348
Other current assets	6	-	-	-
<b>Total Assets</b>		<b>11,97,20,605</b>	<b>11,97,12,077</b>	<b>11,97,14,403</b>
<b>EQUITY AND LIABILITIES</b>				
<b>Equity</b>				
Equity share capital	7	10,00,000	10,00,000	10,00,000
Other equity	8			
Retained Earnings		(4,33,255)	(4,24,758)	(5,31,707)
<b>Total equity</b>		<b>5,66,745</b>	<b>5,75,242</b>	<b>4,68,293</b>
<b>LIABILITIES</b>				
<b>Current liabilities</b>				
Financial liabilities				
Trade payables	9	11,368	11,343	5,618
Other current liabilities	10	11,91,42,492	11,91,25,492	11,92,40,492
<b>Total liabilities</b>		<b>11,91,53,860</b>	<b>11,91,36,835</b>	<b>11,92,46,110</b>
<b>Total Equity and Liabilities</b>		<b>11,97,20,605</b>	<b>11,97,12,077</b>	<b>11,97,14,403</b>
<b>Summary of significant accounting policies</b>	3			

The accompanying notes are an integral part of the financial statements.

As per our report of even date

For Rajeev & Ajay  
Firm registration No : 009977N  
Chartered Accountants

Ajay Sachdeva  
Partner  
Membership No. : 084302



For and on behalf of the Board of Directors of  
NAVRATTAN BUILDCON PRIVATE LIMITED

Kamal Bajaj  
Director  
DIN-06713913

Shaji Kumar Sasidharan  
Director  
DIN-07119343

Place : New Delhi

Date : 24 MAY 2017

**NAVRATTAN BUILDCON PRIVATE LIMITED**  
**STATEMENT OF PROFIT AND LOSS FOR THE YEAR ENDED 31 MARCH 2017**  
(Amount in Rupees, unless otherwise stated)

Particulars	Notes	31 March 2017	31 March 2016
Other Income	11	-	1,16,122
<b>Total Income (I)</b>		<b>-</b>	<b>1,16,122</b>
<b>EXPENSES</b>			
Other expenses	12	7,005	9,107
Finance costs	13	1,492	66
<b>Total Expenses (II)</b>		<b>8,497</b>	<b>9,173</b>
<b>Profit/(Loss) before tax from continuing operations (I-II)</b>		<b>(8,497)</b>	<b>1,06,949</b>
<b>Tax expense:</b>			
Current Tax		-	-
<b>Profit/(Loss) for the year from continuing operations</b>		<b>(8,497)</b>	<b>1,06,949</b>
<b>Other Comprehensive Income</b>		<b>-</b>	<b>-</b>
<b>Total other comprehensive income for the year, net of tax</b>		<b>-</b>	<b>-</b>
<b>Total comprehensive income/(loss) for the year, net of tax</b>		<b>(8,497)</b>	<b>1,06,949</b>
Earnings per equity share (computed on the basis of profit/(loss) for the year):	14		
(1) Basic		(0.08)	1.07
(2) Diluted		(0.08)	1.07

Summary of significant accounting policies 3

The accompanying notes are an integral part of the financial statements.

As per our report of even date

For Rajeev & Ajay  
Firm registration No : 009977N  
Chartered Accountants

Ajay Sachdeva  
Partner  
Membership No. : 084302



For and on behalf of the Board of Directors of  
NAVRATTAN BUILDCON PRIVATE LIMITED

Kamal Bajaj  
Director  
DIN-06713913

Shaji Kumar Sasidharan  
Director  
DIN-07119343

Place : New Delhi

Date : 24 MAY 2017



**NAYAS PROJECTS PRIVATE LIMITED**  
**BALANCE SHEET AS AT 31 MARCH 2017**  
(Amount in Rupees, unless otherwise stated)

	Notes	As at 31 March 2017	As at 31 March 2016	As at 1 April 2015
<b>ASSETS</b>				
<b>Current assets</b>				
Inventories	4	15,01,13,972	15,01,13,972	15,01,13,972
Financial assets				
Cash and cash equivalents	5	60,615	68,325	27,099
Other current assets	6	8,87,05,404	9,31,42,727	9,60,22,427
<b>Total Assets</b>		<b>23,88,79,990</b>	<b>24,33,25,023</b>	<b>24,61,63,498</b>
<b>EQUITY AND LIABILITIES</b>				
<b>Equity</b>				
Equity share capital	7	1,00,000	1,00,000	1,00,000
Other equity	8			
Retained earnings		(13,61,578)	(13,53,843)	(10,60,262)
<b>Total equity</b>		<b>(12,61,578)</b>	<b>(12,53,843)</b>	<b>(9,60,262)</b>
<b>LIABILITIES</b>				
<b>Current liabilities</b>				
Financial liabilities				
Trade payables	9	5,750	5,725	5,618
Other current liabilities	10	24,01,35,819	24,45,73,142	24,71,18,142
<b>Total liabilities</b>		<b>24,01,41,569</b>	<b>24,45,78,867</b>	<b>24,71,23,760</b>
<b>Total Equity and Liabilities</b>		<b>23,88,79,990</b>	<b>24,33,25,023</b>	<b>24,61,63,498</b>
Summary of significant accounting policies	3			

The accompanying notes are an integral part of the financial statements.

As per our report of even date.

For MNV & CO.  
Firm Reg. No.: 023682N  
Chartered Accountants

Vikram Suri  
Partner  
Membership No.: 505887



Place : New Delhi

Date : 24 MAY 2017

For and on behalf of the Board of Directors of  
**NAYAS PROJECTS PRIVATE LIMITED**

Shaji Kumar Sasidharan  
Director  
DIN-07119343

Kamal Bajaj  
Director  
DIN-06713913

NEW DELHI  
24 MAY 2017

NEW DELHI  
12 4 MAY 2017

**NAYAS PROJECTS PRIVATE LIMITED**  
**STATEMENT OF PROFIT AND LOSS FOR THE YEAR ENDED 31 MARCH 2017**  
(Amount in Rupees, unless otherwise stated)

Particulars	Notes	31 March 2017	31 March 2016
Other Income	11	-	2,928
<b>Total Income (I)</b>		-	<b>2,928</b>
<b>EXPENSES</b>			
Other expenses	12	7,620	2,96,443
Finance costs	13	115	66
<b>Total Expenses (II)</b>		<b>7,735</b>	<b>2,96,509</b>
<b>Profit/(Loss) before tax from operations (I-II)</b>		<b>(7,735)</b>	<b>(2,93,581)</b>
<b>Tax expense:</b>			
Current Tax		-	-
<b>Profit/(Loss) for the year from operations</b>		<b>(7,735)</b>	<b>(2,93,581)</b>
Other comprehensive income		-	-
<b>Total other comprehensive income for the year, net of tax</b>		-	-
<b>Total comprehensive income/(loss) for the year, net of tax</b>		<b>(7,735)</b>	<b>(2,93,581)</b>
Earnings per equity share (computed on the basis of profit/(loss) for the year):	14		
(1) Basic		(0.77)	(29.36)
(2) Diluted		(0.77)	(29.36)

Summary of significant accounting policies 3

The accompanying notes are an integral part of the financial statements.

As per our report of even date.

For MNV & CO.  
Firm Reg. No.: 023682N  
Chartered Accountants

Vikramt Suri  
Partner  
Membership No.: 505887

Place : New Delhi

Date : 24 MAY 2017

For and on behalf of the Board of Directors of  
**NAYAS PROJECTS PRIVATE LIMITED**

Shaji Kumar Sasidharan  
Director  
DIN-07119343

Kamal Bajaj  
Director  
DIN-06713913

NEW DELHI  
24 MAY 2017

NEW DELHI  
24 MAY 2017

**NETTLE PROPBUILD PRIVATE LIMITED**  
**BALANCE SHEET AS AT 31 MARCH 2017**  
(Amount in Rupees, unless otherwise stated)

	Notes	As at 31 March 2017	As at 31 March 2016	As at 1 April 2015
<b>ASSETS</b>				
<b>Current assets</b>				
Inventories	4	5,90,59,773	5,90,59,773	5,90,59,773
Financial assets				
Cash and cash equivalents	5	12,810	6,412	7,740
Other financial assets	6	3,35,841	1,87,076	1,87,076
<b>Total Assets</b>		<b>5,94,08,424</b>	<b>5,92,53,261</b>	<b>5,92,54,589</b>
<b>EQUITY AND LIABILITIES</b>				
<b>Equity</b>				
Equity share capital	7	1,00,000	1,00,000	1,00,000
Other equity	8			
Retained Earnings		(3,12,324)	(3,05,198)	(2,96,762)
<b>Total equity</b>		<b>(2,12,324)</b>	<b>(2,05,198)</b>	<b>(1,96,762)</b>
<b>LIABILITIES</b>				
<b>Current liabilities</b>				
Financial liabilities				
Trade payables	9	5,750	55,225	55,118
Other current liabilities	10	5,96,14,998	5,94,03,233	5,93,96,233
<b>Total liabilities</b>		<b>5,96,20,748</b>	<b>5,94,58,458</b>	<b>5,94,51,351</b>
<b>Total Equity and Liabilities</b>		<b>5,94,08,424</b>	<b>5,92,53,261</b>	<b>5,92,54,589</b>

Summary of significant accounting policies 3

The accompanying notes are an integral part of the financial statements.

As per our report of even date

For Rajeev & Ajay  
Firm registration No : 009977N  
Chartered Accountants

Ajay Sachdeva  
Partner  
Membership No. : 084302



For and on behalf of the Board of Directors of  
**NETTLE PROPBUILD PRIVATE LIMITED**

Shaji Kumar Sasidharan  
Director  
DIN-07119343

Kamal Bajaj  
Director  
DIN-06713913

Place : New Delhi  
Date : 24 MAY 2017



**NETTLE PROPBUILD PRIVATE LIMITED**  
**STATEMENT OF PROFIT AND LOSS FOR THE YEAR ENDED 31 MARCH 2017**  
(Amount in Rupees, unless otherwise stated)

Particulars	Notes	31 March 2017	31 March 2016
<b>Total Income (I)</b>		-	-
<b>EXPENSES</b>			
Other expenses	11	7,006	8,369
Finance costs	12	121	66
<b>Total Expenses (II)</b>		7,127	8,435
<b>Profit/(Loss) before tax from continuing operations (I-II)</b>		(7,127)	(8,435)
<b>Tax expense:</b>			
Current Tax		-	-
<b>Profit/(Loss) for the year from continuing operations</b>		(7,127)	(8,435)
<b>Other Comprehensive Income</b>		-	-
<b>Total other comprehensive income for the year, net of tax</b>		-	-
<b>Total comprehensive income/(loss) for the year, net of tax</b>		(7,127)	(8,435)
Earnings per equity share (computed on the basis of profit/(loss) for the year):	13		
(1) Basic		(0.71)	(0.84)
(2) Diluted		(0.71)	(0.84)

Summary of significant accounting policies 3

The accompanying notes are an integral part of the financial statements.

As per our report of even date

For Rajeev & Ajay  
Firm registration No : 009977N  
Chartered Accountants

Ajay Sachdeva  
Partner  
Membership No. : 084302



For and on behalf of the Board of Directors of  
**NETTLE PROPBUILD PRIVATE LIMITED**

  
Shaji Kumar Sasidharan  
Director  
DIN-07119343

  
Kamal Bajaj  
Director  
DIN-06713913

Place : New Delhi  
Date :

24 MAY 2017

**NEWT PROPBUILD PRIVATE LIMITED**  
**BALANCE SHEET AS AT 31 MARCH 2017**  
(Amount in Rupees, unless otherwise stated)

	Notes	As at 31 March 2017	As at 31 March 2016	As at 1 April 2015
<b>ASSETS</b>				
<b>Current assets</b>				
Inventories	4	2,07,13,380	2,07,13,380	2,07,13,380
Financial assets				
Cash and cash equivalents	5	13,393	2,661	4,795
Other financial assets	6	14,17,641	14,17,641	14,17,641
<b>Total Assets</b>		<b>2,21,44,414</b>	<b>2,21,33,682</b>	<b>2,21,35,816</b>
<b>EQUITY AND LIABILITIES</b>				
<b>Equity</b>				
Equity share capital	7	1,00,000	1,00,000	1,00,000
Other equity	8			
Retained Earnings		(2,61,485)	(2,53,192)	(2,43,951)
<b>Total equity</b>		<b>(1,61,485)</b>	<b>(1,53,192)</b>	<b>(1,43,951)</b>
<b>LIABILITIES</b>				
<b>Current liabilities</b>				
Financial liabilities				
Trade payables	9	5,750	5,725	5,618
Other current liabilities	10	2,23,00,149	2,22,81,149	2,22,74,149
<b>Total liabilities</b>		<b>2,23,05,899</b>	<b>2,22,86,874</b>	<b>2,22,79,767</b>
<b>Total Equity and Liabilities</b>		<b>2,21,44,414</b>	<b>2,21,33,682</b>	<b>2,21,35,816</b>

Summary of significant accounting policies 3

The accompanying notes are an integral part of the financial statements.

As per our report of even date

For Rajeev & Ajay  
Firm registration No : 009977N  
Chartered Accountants

Ajay Sachdeva  
Partner  
Membership No. : 084302



For and on behalf of the Board of Directors of  
NEWT PROPBUILD PRIVATE LIMITED

Nishant Sabharwal  
Director  
DIN-03465426

Shaji Kumar Sasidharan  
Director  
DIN-07119343

Place : New Delhi

Date :

24 MAY 2017

**NEWT PROPBUILD PRIVATE LIMITED**  
**STATEMENT OF PROFIT AND LOSS FOR THE YEAR ENDED 31 MARCH 2017**  
(Amount in Rupees, unless otherwise stated)

Particulars	Notes	31 March 2017	31 March 2016
<b>Total Income (I)</b>		-	-
<b>EXPENSES</b>			
Other expenses	11	6,801	8,371
Finance costs	12	1,492	870
<b>Total Expenses (II)</b>		8,293	9,241
<b>Profit/(Loss) before tax from continuing operations (I-II)</b>		(8,293)	(9,241)
<b>Tax expense:</b>			
Current Tax		-	-
<b>Profit/(Loss) for the year from continuing operations</b>		(8,293)	(9,241)
<b>Other Comprehensive Income</b>		-	-
<b>Total other comprehensive income for the year, net of tax</b>		-	-
<b>Total comprehensive income/(loss) for the year, net of tax</b>		(8,293)	(9,241)
<b>Earnings per equity share (computed on the basis of profit/(loss) for the year):</b>	13		
(1) Basic		(0.83)	(0.92)
(2) Diluted		(0.83)	(0.92)

**Summary of significant accounting policies**

3

The accompanying notes are an integral part of the financial statements.

As per our report of even date

For Rajeev & Ajay  
Firm registration No.: 009977N  
Chartered Accountants

Ajay Sachdeva  
Partner  
Membership No.: 084302



For and on behalf of the Board of Directors of  
NEWT PROPBUILD PRIVATE LIMITED

Nishant Subharwal  
Director  
DIN-03465426

Shaji Kumar Sasidharan  
Director  
DIN-07119343

Place : New Delhi

Date :

24 MAY 2017



**NIPPER PROPBUILD PRIVATE LIMITED**  
**BALANCE SHEET AS AT 31 MARCH 2017**  
(Amount in Rupees, unless otherwise stated)

	Notes	As at 31 March 2017	As at 31 March 2016	As at 1 April 2015
<b>ASSETS</b>				
<b>Current assets</b>				
Inventories	4	7,39,10,771	5,01,43,264	5,01,43,264
Financial assets				
Cash and cash equivalents	5	16,362	2,840	10,553
Other financial assets	6	2,44,71,101	43,22,889	43,22,889
Other current assets	7	3,06,532	53,191	53,191
<b>Total Assets</b>		<b>9,87,04,766</b>	<b>5,45,22,184</b>	<b>5,45,29,897</b>
<b>EQUITY AND LIABILITIES</b>				
<b>Equity</b>				
Equity share capital	8	1,00,000	1,00,000	1,00,000
Other equity	9			
Retained Earnings		(2,57,314)	(2,49,152)	(2,41,332)
<b>Total equity</b>		<b>(1,57,314)</b>	<b>(1,49,152)</b>	<b>(1,41,332)</b>
<b>LIABILITIES</b>				
<b>Current liabilities</b>				
Financial liabilities				
Trade payables	10	5,750	5,725	5,618
Other current liabilities	11	9,88,56,330	5,46,65,611	5,46,65,611
<b>Total liabilities</b>		<b>9,88,62,080</b>	<b>5,46,71,336</b>	<b>5,46,71,229</b>
<b>Total Equity and Liabilities</b>		<b>9,87,04,766</b>	<b>5,45,22,184</b>	<b>5,45,29,897</b>
<b>Summary of significant accounting policies</b>	3			

The accompanying notes are an integral part of the financial statements.

As per our report of even date

For Rajeev & Ajay  
Firm registration No : 009977N  
Chartered Accountants

Ajay Sachdeva  
Partner  
Membership No. : 084302



For and on behalf of the Board of Directors of  
NIPPER PROPBUILD PRIVATE LIMITED

Khaliquz Zaman  
Director  
DIN-06849826

Neeraj Kumar  
Director  
DIN-06874763

Place : New Delhi  
Date :

24 MAY 2017

**NIPPER PROPBUILD PRIVATE LIMITED**  
**STATEMENT OF PROFIT AND LOSS FOR THE YEAR ENDED 31 MARCH 2017**  
(Amount in Rupees, unless otherwise stated)

Particulars	Notes	31 March 2017	31 March 2016
<b>Total Income (I)</b>		-	-
<b>EXPENSES</b>			
Other expenses	12	6,699	7,754
Finance costs	13	1,463	66
<b>Total Expenses (II)</b>		<b>8,162</b>	<b>7,820</b>
<b>Profit/(Loss) before tax from continuing operations (I-II)</b>		<b>(8,162)</b>	<b>(7,820)</b>
<b>Tax expense:</b>			
Current Tax		-	-
<b>Profit/(Loss) for the year from continuing operations</b>		<b>(8,162)</b>	<b>(7,820)</b>
<b>Other Comprehensive Income</b>		-	-
<b>Total other comprehensive income for the year, net of tax</b>		-	-
<b>Total comprehensive income/(loss) for the year, net of tax</b>		<b>(8,162)</b>	<b>(7,820)</b>
Earnings per equity share (computed on the basis of profit/(loss) for the year):	14		
(1) Basic		(0.82)	(0.78)
(2) Diluted		(0.82)	(0.78)

Summary of significant accounting policies 3

The accompanying notes are an integral part of the financial statements.

As per our report of even date

For Rajeev & Ajay  
Firm registration No : 009977N  
Chartered Accountants

Ajay Sachdeva  
Partner  
Membership No. : 084302



For and on behalf of the Board of Directors of  
NIPPER PROPBUILD PRIVATE LIMITED

Khaliq Zaman  
Director  
DIN-06849826

Neeraj Kumar  
Director  
DIN-06874763

Place : New Delhi

Date :

24 MAY 2017

**NISHKARSH ESTATES PRIVATE LIMITED**  
**BALANCE SHEET AS AT 31 MARCH 2017**  
(Amount in Rupees, unless otherwise stated)

	Notes	As at 31 March 2017	As at 31 March 2016	As at 1 April 2015
<b>ASSETS</b>				
<b>Current assets</b>				
Inventories	4	13,22,35,697	13,22,35,697	13,22,35,697
Financial assets				
Cash and cash equivalents	5	8,733	17,878	5,901
<b>Total Assets</b>		<b>13,22,44,430</b>	<b>13,22,53,575</b>	<b>13,22,41,598</b>
<b>EQUITY AND LIABILITIES</b>				
<b>Equity</b>				
Equity share capital	6	10,00,000	10,00,000	10,00,000
Other equity	7			
Retained Earnings		(3,87,841)	(3,79,081)	(3,70,541)
<b>Total equity</b>		<b>6,12,159</b>	<b>6,20,919</b>	<b>6,29,459</b>
<b>LIABILITIES</b>				
<b>Current liabilities</b>				
Financial liabilities				
Trade payables	8	5,750	6,135	5,618
Other current liabilities	9	13,16,26,521	13,16,26,521	13,16,06,521
<b>Total liabilities</b>		<b>13,16,32,271</b>	<b>13,16,32,656</b>	<b>13,16,12,139</b>
<b>Total Equity and Liabilities</b>		<b>13,22,44,430</b>	<b>13,22,53,575</b>	<b>13,22,41,598</b>

Summary of significant accounting policies 3

The accompanying notes are an integral part of the financial statements.

As per our report of even date

For MNV & CO.  
Firm Reg. No.: 023682N  
Chartered Accountants

Vikrant Suri  
Partner  
Membership No.: 505887



Place : New Delhi

Date : 24 MAY 2017

For and on behalf of the Board of Directors of  
NISHKARSH ESTATES PRIVATE LIMITED

Neeraj Kumar  
Director  
DIN- 06874763

New Delhi  
24 MAY 2017

Kamal Bajaj  
Director  
DIN- 06713913

New Delhi  
24 MAY 2017



**NISHKARSH ESTATES PRIVATE LIMITED**  
**STATEMENT OF PROFIT AND LOSS FOR THE YEAR ENDED 31 MARCH 2017**  
(Amount in Rupees, unless otherwise stated)

Particulars	Notes	31 March 2017	31 March 2016
<b>Total Income (I)</b>		-	-
<b>EXPENSES</b>			
Other expenses	10	8,645	8,267
Finance costs	11	115	273
<b>Total Expenses (II)</b>		8,760	8,540
<b>Profit/(Loss) before tax from operations (I-II)</b>		(8,760)	(8,540)
<b>Tax expense:</b>			
Current Tax		-	-
<b>Profit/(Loss) for the year from operations</b>		(8,760)	(8,540)
<b>Other Comprehensive Income</b>		-	-
<b>Total other comprehensive income for the year, net of tax</b>		-	-
<b>Total comprehensive income/(loss) for the year, net of tax</b>		(8,760)	(8,540)
<b>Earnings per equity share (computed on the basis of profit/(loss) for the year):</b>	12		
(1) Basic		(0.09)	(0.09)
(2) Diluted		(0.09)	(0.09)

Summary of significant accounting policies 3

The accompanying notes are an integral part of the financial statements.

As per our report of even date

For MNV & CO.  
Firm Reg. No.: 023682N  
Chartered Accountants  
  
Vikram Suri  
Partner  
Membership No.: 505887  


For and on behalf of the Board of Directors of  
NISHKARSH ESTATES PRIVATE LIMITED

  
Neeraj Kumar  
Director  
DIN- 06874763

  
Kamal Bajaj  
Director  
DIN- 06713913

Place : New Delhi

Date : 24 MAY 2017

New Delhi  
24 MAY 2017

New Delhi  
24 MAY 2017

**NOTCH PROPBUILD PRIVATE LIMITED**  
**BALANCE SHEET AS AT 31 MARCH 2017**  
(Amount in Rupees, unless otherwise stated)

	Notes	As at 31 March 2017	As at 31 March 2016	As at 1 April 2015
<b>ASSETS</b>				
<b>Current assets</b>				
Inventories	4	8,00,17,385	8,00,17,385	8,00,17,385
Financial assets				
Cash and cash equivalents	5	16,128	19,515	6,817
Other financial assets	6	13,08,72,511	5,64,15,374	5,64,15,374
<b>Total Assets</b>		<b>21,09,06,024</b>	<b>13,64,52,274</b>	<b>13,64,39,576</b>
<b>EQUITY AND LIABILITIES</b>				
<b>Equity</b>				
Equity share capital	7	1,00,000	1,00,000	1,00,000
Other equity	8			
Retained Earnings		(4,61,875)	(4,54,464)	(4,47,055)
<b>Total equity</b>		<b>(3,61,875)</b>	<b>(3,54,464)</b>	<b>(3,47,055)</b>
<b>LIABILITIES</b>				
<b>Current liabilities</b>				
Financial liabilities				
Trade payables	9	5,750	1,31,725	1,31,618
Other current liabilities	10	21,12,62,150	13,66,75,013	13,66,55,013
<b>Total liabilities</b>		<b>21,12,67,900</b>	<b>13,68,06,738</b>	<b>13,67,86,631</b>
<b>Total Equity and Liabilities</b>		<b>21,09,06,024</b>	<b>13,64,52,274</b>	<b>13,64,39,576</b>
<b>Summary of significant accounting policies</b>	3			

The accompanying notes are an integral part of the financial statements.

As per our report of even date

For Rajeev & Ajay  
Firm registration No : 009977N  
Chartered Accountants

Ajay Sachdeva  
Partner  
Membership No. : 084302



For and on behalf of the Board of Directors of  
NOTCH PROPBUILD PRIVATE LIMITED

*Neeraj Kumar*  
Neeraj Kumar  
Director  
DIN-06874763

*Kamal Bajaj*  
Kamal Bajaj  
Director  
DIN-06713913

Place : New Delhi  
Date :

24 MAY 2017

**NOTCH PROPBUILD PRIVATE LIMITED**  
**STATEMENT OF PROFIT AND LOSS FOR THE YEAR ENDED 31 MARCH 2017**  
(Amount in Rupees, unless otherwise stated)

Particulars	Notes	31 March 2017	31 March 2016
<b>Total Income (I)</b>		-	-
<b>EXPENSES</b>			
Other expenses	11	7,314	7,343
Finance costs	12	97	66
<b>Total Expenses (II)</b>		7,411	7,409
<b>Profit/(Loss) before tax from continuing operations (I-II)</b>		(7,411)	(7,409)
<b>Tax expense:</b>			
Current Tax		-	-
<b>Profit/(Loss) for the year from continuing operations</b>		(7,411)	(7,409)
<b>Other Comprehensive Income</b>		-	-
<b>Total other comprehensive income for the year, net of tax</b>		-	-
<b>Total comprehensive income/(loss) for the year, net of tax</b>		(7,411)	(7,409)
Earnings per equity share (computed on the basis of profit/(loss) for the year):	13		
(1) Basic		(0.74)	(0.74)
(2) Diluted		(0.74)	(0.74)

Summary of significant accounting policies 3

The accompanying notes are an integral part of the financial statements.

As per our report of even date

For Rajeev & Ajay  
Firm registration No : 009977N  
Chartered Accountants

Ajay Sachdeva  
Partner  
Membership No. : 084302



For and on behalf of the Board of Directors of  
NOTCH PROPBUILD PRIVATE LIMITED

Neeraj Kumar  
Director  
DIN-06874763

Kamal Bajaj  
Director  
DIN-06713913

Place : New Delhi  
Date : 26 MAY 2017



**PANSY BUILDCONS PRIVATE LIMITED**  
**BALANCE SHEET AS AT 31 MARCH 2017**  
(Amount in Rupees, unless otherwise stated)

	Notes	As at 31 March 2017	As at 31 March 2016	As at 1 April 2015
<b>ASSETS</b>				
<b>Current assets</b>				
Financial assets				
Cash and cash equivalents	4	23,510	5,785	14,316
Other financial assets	5	3,39,80,994	3,40,00,994	3,40,25,994
Other current assets	6	9,338	9,338	1,08,884
<b>Total Assets</b>		<b>3,40,13,842</b>	<b>3,40,16,117</b>	<b>3,41,49,194</b>
<b>EQUITY AND LIABILITIES</b>				
<b>Equity</b>				
Equity share capital	7	2,00,000	2,00,000	2,00,000
Other equity	8	3,37,70,718	3,38,10,392	3,36,33,394
<b>Total equity</b>		<b>3,39,70,718</b>	<b>3,40,10,392</b>	<b>3,38,33,394</b>
<b>LIABILITIES</b>				
<b>Current liabilities</b>				
Financial liabilities				
Trade payables	9	36,250	5,725	5,618
Other current liabilities	10	6,874	-	3,10,182
<b>Total liabilities</b>		<b>43,124</b>	<b>5,725</b>	<b>3,15,800</b>
<b>Total Equity and Liabilities</b>		<b>3,40,13,842</b>	<b>3,40,16,117</b>	<b>3,41,49,194</b>

Summary of significant accounting policies 3

The accompanying notes are an integral part of the financial statements.

As per our report of even date

For Rajeev & Ajay  
Firm registration No : 009977N  
Chartered Accountants

Ajay Sachdeva  
Partner  
Membership No. : 084302

For and on behalf of the Board of Directors of  
PANSY BUILDCONS PRIVATE LIMITED

Atif Mohamad  
Director  
DIN-07119219

Sanjay Sharma  
Director  
DIN-05320421

Place : New Delhi

Date : 24 MAY 2017

**PANSY BUILDCONS PRIVATE LIMITED**  
**STATEMENT OF PROFIT AND LOSS FOR THE YEAR ENDED 31 MARCH 2017**  
(Amount in Rupees, unless otherwise stated)

Particulars	Notes	31 March 2017	31 March 2016
Other Income	11	300	1,86,254
<b>Total Income (I)</b>		<b>300</b>	<b>1,86,254</b>
<b>EXPENSES</b>			
Other expenses	12	39,859	9,190
Finance costs	13	115	66
<b>Total Expenses (II)</b>		<b>39,974</b>	<b>9,256</b>
<b>Profit/(Loss) before tax from continuing operations (I-II)</b>		<b>(39,674)</b>	<b>1,76,998</b>
<b>Tax expense:</b>			
Current Tax		-	-
<b>Profit/(Loss) for the year from continuing operations</b>		<b>(39,674)</b>	<b>1,76,998</b>
<b>Other Comprehensive Income</b>		-	-
<b>Total other comprehensive income for the year, net of tax</b>		-	-
<b>Total comprehensive income/(loss) for the year, net of tax</b>		<b>(39,674)</b>	<b>1,76,998</b>
Earnings per equity share (computed on the basis of profit/(loss) for the year):	14		
(1) Basic		(1.98)	8.85
(2) Diluted		(1.98)	8.85
Summary of significant accounting policies	3		

The accompanying notes are an integral part of the financial statements.

As per our report of even date

For Rajeev & Ajay  
Firm registration No : 009977N  
Chartered Accountants

  
Ajay Sachdeva  
Partner  
Membership No. : 084302

For and on behalf of the Board of Directors of  
PANSY BUILDCONS PRIVATE LIMITED

  
Anif Mohamad  
Director  
DIN-07119219

  
Sanjay Sharma  
Director  
DIN-05320421

Place : New Delhi  
Date : 24 MAY 2017

**PAVING PROBUILD PRIVATE LIMITED**  
**BALANCE SHEET AS AT 31 MARCH 2017**  
(Amount in Rupees, unless otherwise stated)

	Notes	As at 31 March 2017	As at 31 March 2016	As at 1 April 2015
<b>ASSETS</b>				
<b>Current assets</b>				
Inventories	4	1,05,77,687	1,05,77,687	1,05,77,687
Financial assets				
Cash and cash equivalents	5	13,143	3,622	10,926
Other current assets	6	8,77,174	8,77,174	8,77,174
<b>Total Assets</b>		<b>1,14,68,004</b>	<b>1,14,58,483</b>	<b>1,14,65,787</b>
<b>EQUITY AND LIABILITIES</b>				
<b>Equity</b>				
Equity share capital	7	1,00,000	1,00,000	1,00,000
Other equity	8			
Retained Earnings		(2,58,665)	(2,51,161)	(2,43,749)
<b>Total equity</b>		<b>(1,58,665)</b>	<b>(1,51,161)</b>	<b>(1,43,749)</b>
<b>LIABILITIES</b>				
<b>Current liabilities</b>				
Financial liabilities				
Trade payables	9	5,750	5,725	5,618
Other current liabilities	10	1,16,20,919	1,16,03,919	1,16,03,919
<b>Total liabilities</b>		<b>1,16,26,669</b>	<b>1,16,09,644</b>	<b>1,16,09,537</b>
<b>Total Equity and Liabilities</b>		<b>1,14,68,004</b>	<b>1,14,58,483</b>	<b>1,14,65,787</b>
<b>Summary of significant accounting policies</b>	3			

The accompanying notes are an integral part of the financial statements.

As per our report of even date

For Rajeev & Ajay  
Firm registration No : 009977N  
Chartered Accountants

Ajay Sachdeva  
Partner  
Membership No. : 084302

Place : New Delhi  
Date :

24 MAY 2017

For and on behalf of the Board of Directors of  
PAVING PROBUILD PRIVATE LIMITED

  
Neeraj Kumar  
Director  
DIN-06874763

  
Kamal Bajaj  
Director  
DIN-06713913



**PAVING PROPBUILD PRIVATE LIMITED**  
**STATEMENT OF PROFIT AND LOSS FOR THE YEAR ENDED 31 MARCH 2017**  
(Amount in Rupees, unless otherwise stated)

Particulars	Notes	31 March 2017	31 March 2016
<b>Total Income (I)</b>		-	-
<b>EXPENSES</b>			
Other expenses	11	6,699	7,345
Finance costs	12	805	66
<b>Total Expenses (II)</b>		7,504	7,411
<b>Profit/(Loss) before tax from continuing operations (I-II)</b>		(7,504)	(7,411)
<b>Tax expense:</b>			
Current Tax		-	-
<b>Profit/(Loss) for the year from continuing operations</b>		(7,504)	(7,411)
<b>Other Comprehensive Income</b>		-	-
<b>Total other comprehensive income for the year, net of tax</b>		-	-
<b>Total comprehensive income/(loss) for the year, net of tax</b>		(7,504)	(7,411)
<b>Earnings per equity share (computed on the basis of profit/(loss) for the year):</b>	13		
(1) Basic		(0.75)	(0.74)
(2) Diluted		(0.75)	(0.74)

Summary of significant accounting policies 3

The accompanying notes are an integral part of the financial statements.

As per our report of even date

For Rajeev & Ajay  
Firm registration No : 009977N  
Chartered Accountants

Ajay Sachdeva  
Partner  
Membership No. : 084302

For and on behalf of the Board of Directors of  
PAVING PROPBUILD PRIVATE LIMITED

Neeraj Kumar  
Director  
DIN-06874763

Kamal Bajaj  
Director  
DIN-06713913

Place : New Delhi  
Date :

24 MAY 2017

**PERCH CONBUILD PRIVATE LIMITED**  
**BALANCE SHEET AS AT 31 MARCH 2017**  
(Amount in Rupees, unless otherwise stated)

	Notes	As at 31 March 2017	As at 31 March 2016	As at 1 April 2015
<b>ASSETS</b>				
<b>Non-current assets</b>				
Financial Assets				
Investments	4	-	17,78,189	17,78,189
		-	17,78,189	17,78,189
<b>Current assets</b>				
Financial assets				
Cash and cash equivalents	5	10,103	16,892	4,795
		10,103	16,892	4,795
<b>Total Assets</b>		<b>10,103</b>	<b>17,95,081</b>	<b>17,82,984</b>
<b>EQUITY AND LIABILITIES</b>				
<b>Equity</b>				
Equity share capital	6	1,00,000	1,00,000	1,00,000
Other equity	7			
Retained Earnings		(2,51,11,447)	(2,33,26,444)	(2,33,12,709)
<b>Total equity</b>		<b>(2,50,11,447)</b>	<b>(2,32,26,444)</b>	<b>(2,32,12,709)</b>
<b>LIABILITIES</b>				
<b>Current liabilities</b>				
Financial liabilities				
Trade payables	8	11,475	11,450	5,618
Other current liabilities	9	2,50,10,075	2,50,10,075	2,49,90,075
<b>Total liabilities</b>		<b>2,50,21,550</b>	<b>2,50,21,525</b>	<b>2,49,95,693</b>
<b>Total Equity and Liabilities</b>		<b>10,103</b>	<b>17,95,081</b>	<b>17,82,984</b>

Summary of significant accounting policies 3

The accompanying notes are an integral part of the financial statements.

As per our report of even date

For Rajeev & Ajay  
Firm registration No : 009977N  
Chartered Accountants

Ajay Sachdeva  
Partner  
Membership No. : 084302

Place : New Delhi  
Date : 24 MAY 2017

For and on behalf of the Board of Directors of  
**PERCH CONBUILD PRIVATE LIMITED**

Neeraj Kumar  
Director  
DIN-06874763

Kapil Bajaj  
Director  
DIN-06713913

**PERCH CONBUILD PRIVATE LIMITED**  
**STATEMENT OF PROFIT AND LOSS FOR THE YEAR ENDED 31 MARCH 2017**  
(Amount in Rupees, unless otherwise stated)

Particulars	Notes	31 March 2017	31 March 2016
<b>Total Income (I)</b>		-	-
<b>EXPENSES</b>			
Other expenses	10	17,84,888	13,069
Finance costs	11	115	666
<b>Total Expenses (II)</b>		17,85,003	13,735
<b>Profit/(Loss) before tax from continuing operations (I-II)</b>		(17,85,003)	(13,735)
<b>Tax expense:</b>			
Current Tax		-	-
<b>Profit/(Loss) for the year from continuing operations</b>		(17,85,003)	(13,735)
<b>Other Comprehensive Income</b>		-	-
<b>Total other comprehensive income for the year, net of tax</b>		-	-
<b>Total comprehensive income/(loss) for the year, net of tax</b>		(17,85,003)	(13,735)
Earnings per equity share (computed on the basis of profit/(loss) for the year):	12		
(1) Basic		(178.50)	(1.37)
(2) Diluted		(178.50)	(1.37)

Summary of significant accounting policies 3

The accompanying notes are an integral part of the financial statements.

As per our report of even date

For Rajeev & Ajay  
Firm registration No : 009977N  
Chartered Accountants

Ajay Sachdeva  
Partner  
Membership No. : 084302

For and on behalf of the Board of Directors of  
**PERCH CONBUILD PRIVATE LIMITED**

Neeraj Kumar  
Director  
DIN-06874763

Kamal Bajaj  
Director  
DIN-06713913

Place : New Delhi

Date : 24 MAY 2017



**PERPETUAL REALTORS PRIVATE LIMITED**  
**BALANCE SHEET AS AT 31 MARCH 2017**  
(Amount in Rupees, unless otherwise stated)

	Notes	As at 31 March 2017	As at 31 March 2016	As at 1 April 2015
<b>ASSETS</b>				
<b>Current assets</b>				
Inventories	4	10,72,27,869	10,72,27,869	11,02,85,051
Financial assets				
Cash and cash equivalents	5	8,286	13,988	12,168
Other current assets	6	6,79,000	6,79,000	1,04,76,979
<b>Total Assets</b>		<b>10,79,15,155</b>	<b>10,79,20,857</b>	<b>12,07,74,198</b>
<b>EQUITY AND LIABILITIES</b>				
<b>Equity</b>				
Equity share capital	7	1,00,000	1,00,000	1,00,000
Other equity	8			
Retained Earnings		(2,73,714)	(2,41,830)	(4,53,891)
<b>Total equity</b>		<b>(1,73,714)</b>	<b>(1,41,830)</b>	<b>(3,53,891)</b>
<b>LIABILITIES</b>				
<b>Current liabilities</b>				
Financial liabilities				
Trade payables	9	14,900	18,175	1,03,597
Other current liabilities	10	10,80,73,970	10,80,39,989	12,10,24,493
Provisions	11	-	4,524	-
<b>Total liabilities</b>		<b>10,80,88,870</b>	<b>10,80,62,687</b>	<b>12,11,28,090</b>
<b>Total Equity and Liabilities</b>		<b>10,79,15,155</b>	<b>10,79,20,857</b>	<b>12,07,74,198</b>

Summary of significant accounting policies 3

The accompanying notes are an integral part of the financial statements.

As per our report of even date

For MNV & CO.  
Firm Reg. No.: 023682N  
Chartered Accountants



Place : New Delhi  
Date : 24<sup>th</sup> May 2017

For and on behalf of the Board of Directors of  
**PERPETUAL REALTORS PRIVATE LIMITED**

Bipin Kumar Mishra  
Director  
DIN- 06573752

Pankaj Sharma  
Director  
DIN- 07034894

**PERPETUAL REALTORS PRIVATE LIMITED**  
**STATEMENT OF PROFIT AND LOSS FOR THE YEAR ENDED 31 MARCH 2017**  
(Amount in Rupees, unless otherwise stated)

Particulars	Notes	31 March 2017	31 March 2016
Revenue From Operations	12	-	30,572
Other Income	13	-	1,92,845
<b>Total Income (I)</b>		<b>-</b>	<b>2,23,417</b>
<b>EXPENSES</b>			
Other expenses	14	31,769	6,832
Finance costs	15	115	-
<b>Total Expenses (II)</b>		<b>31,884</b>	<b>6,832</b>
<b>Profit/(Loss) before tax from operations (I-II)</b>		<b>(31,884)</b>	<b>2,16,585</b>
<b>Tax expense:</b>			
Current Tax		-	4,524
<b>Profit/(Loss) for the year from operations</b>		<b>(31,884)</b>	<b>2,12,061</b>
<b>Other Comprehensive Income</b>		<b>-</b>	<b>-</b>
<b>Total other comprehensive income for the year, net of tax</b>		<b>-</b>	<b>-</b>
<b>Total comprehensive income/(loss) for the year, net of tax</b>		<b>(31,884)</b>	<b>2,12,061</b>
Earnings per equity share (computed on the basis of profit/(loss) for the year):	16		
(1) Basic		(3.19)	21.21
(2) Diluted		(3.19)	21.21

Summary of significant accounting policies 3

The accompanying notes are an integral part of the financial statements.

As per our report of even date

For MNV & CO.  
Firm Reg. No. 023682N  
Chartered Accountants

Vikram Suri  
Partner  
Membership No.: 505887



For and on behalf of the Board of Directors of  
PERPETUAL REALTORS PRIVATE LIMITED

*Bipin Kumar Mishra*  
Bipin Kumar Mishra  
Director  
DIN- 06573752

*Pankaj Sharma*  
Pankaj Sharma  
Director  
DIN- 07034894

Place : New Delhi  
Date : 24<sup>th</sup> May 2017

**PIPALASHRAY ESTATE PRIVATE LIMITED**  
**BALANCE SHEET AS AT 31 MARCH 2017**  
(Amount in Rupees, unless otherwise stated)

	Notes	As at 31 March 2017	As at 31 March 2016	As at 1 April 2015
<b>ASSETS</b>				
<b>Current assets</b>				
Inventories	4	6,32,27,796	6,32,27,796	6,32,27,796
Financial assets				
Cash and cash equivalents	5	11,546	1,00,459	7,967
Other current assets	6	-	-	-
<b>Total Assets</b>		<b>6,32,39,342</b>	<b>6,33,28,255</b>	<b>6,32,35,763</b>
<b>EQUITY AND LIABILITIES</b>				
<b>Equity</b>				
Equity share capital	7	1,00,000	1,00,000	1,00,000
Other equity	8			
Retained Earnings		47,506	59,306	69,784
<b>Total equity</b>		<b>1,47,506</b>	<b>1,59,306</b>	<b>1,69,784</b>
<b>LIABILITIES</b>				
<b>Current liabilities</b>				
Financial liabilities				
Trade payables	9	11,475	8,588	5,618
Other current liabilities	10	6,30,80,361	6,31,60,361	6,30,60,361
<b>Total liabilities</b>		<b>6,30,91,836</b>	<b>6,31,68,949</b>	<b>6,30,65,979</b>
<b>Total Equity and Liabilities</b>		<b>6,32,39,342</b>	<b>6,33,28,255</b>	<b>6,32,35,763</b>

Summary of significant accounting policies 3

The accompanying notes are an integral part of the financial statements.

As per our report of even date

For Rajeev & Ajay  
Firm registration No : 009277N  
Chartered Accountants

Ajay Sachdeva  
Partner  
Membership No. : 084302



For and on behalf of the Board of Directors of  
PIPALASHRAY ESTATE PRIVATE LIMITED

Om Dutt  
Director  
DIN-02548994

Amitesh Mishra  
Director  
DIN-06549028

Place : New Delhi  
Date :

24 MAY 2017



PIPALASHRAY ESTATE PRIVATE LIMITED  
STATEMENT OF PROFIT AND LOSS FOR THE YEAR ENDED 31 MARCH 2017  
(Amount in Rupees, unless otherwise stated)

Particulars	Notes	31 March 2017	31 March 2016
Total Income (I)		-	-
<b>EXPENSES</b>			
Other expenses	11	10,978	10,412
Finance costs	12	822	66
<b>Total Expenses (II)</b>		<b>11,800</b>	<b>10,478</b>
<b>Profit/(Loss) before tax from continuing operations (I-II)</b>		<b>(11,800)</b>	<b>(10,478)</b>
Tax expense:			
Current Tax		-	-
<b>Profit/(Loss) for the year from continuing operations</b>		<b>(11,800)</b>	<b>(10,478)</b>
Other Comprehensive Income		-	-
<b>Total other comprehensive income for the year, net of tax</b>		<b>-</b>	<b>-</b>
<b>Total comprehensive income/(loss) for the year, net of tax</b>		<b>(11,800)</b>	<b>(10,478)</b>
Earnings per equity share (computed on the basis of profit/(loss) for the year):	13		
(1) Basic		(1.18)	(1.05)
(2) Diluted		(1.18)	(1.05)

Summary of significant accounting policies 3

The accompanying notes are an integral part of the financial statements.

As per our report of even date

For Rajeev & Ajay  
Firm registration No : 009977N  
Chartered Accountants

Ajay Sachdeva  
Partner  
Membership No. : 084302



For and on behalf of the Board of Directors of  
PIPALASHRAY ESTATE PRIVATE LIMITED

Om Butt  
Director  
DIN-02548994

Amitesh Mishra  
Director  
DIN-06549028

Place : New Delhi

Date : 24 MAY 2017

**PRAGYA BUILDCON PRIVATE LIMITED**  
**BALANCE SHEET AS AT 31 MARCH 2017**  
(Amount in Rupees, unless otherwise stated)

	Notes	As at 31 March 2017	As at 31 March 2016	As at 1 April 2015
<b>ASSETS</b>				
<b>Current assets</b>				
Inventories	4	15,27,03,369	15,27,03,369	15,27,03,369
Financial assets				
Cash and cash equivalents	5	2,291	15,906	16,638
Other current assets	6			
<b>Total Assets</b>		<b>15,27,05,660</b>	<b>15,27,19,275</b>	<b>15,27,20,007</b>
<b>EQUITY AND LIABILITIES</b>				
<b>Equity</b>				
Equity share capital	7	1,00,000	1,00,000	1,00,000
Other equity	8			
Retained Earnings		(3,90,00,656)	(3,89,92,716)	(3,90,76,177)
<b>Total equity</b>		<b>(3,89,00,656)</b>	<b>(3,88,92,716)</b>	<b>(3,89,76,177)</b>
<b>LIABILITIES</b>				
<b>Current liabilities</b>				
Financial liabilities				
Trade payables	9	82,250	87,925	82,118
Other current liabilities	10	19,15,24,066	19,15,24,066	19,16,14,066
<b>Total liabilities</b>		<b>19,16,06,316</b>	<b>19,16,11,991</b>	<b>19,16,96,184</b>
<b>Total Equity and Liabilities</b>		<b>15,27,05,660</b>	<b>15,27,19,275</b>	<b>15,27,20,007</b>
Summary of significant accounting policies	3			

The accompanying notes are an integral part of the financial statements.

As per our report of even date

For Rajeev & Ajay  
Firm registration No : 009977N  
Chartered Accountants

Ajay Sachdeva  
Partner  
Membership No. : 084302

For and on behalf of the Board of Directors of  
PRAGYA BUILDCON PRIVATE LIMITED

Dipin Kumar Mishra  
Director  
DIN-06573752

Mahesh Pal Singh  
Director  
DIN- 07108963

Place : New Delhi  
Date 24 MAY 2017

**PRAGYA BUILDCON PRIVATE LIMITED**  
**STATEMENT OF PROFIT AND LOSS FOR THE YEAR ENDED 31 MARCH 2017**  
(Amount in Rupees, unless otherwise stated)

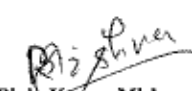
Particulars	Notes	31 March 2017	31 March 2016
Other Income	11	-	90,564
<b>Total Income (I)</b>		<b>-</b>	<b>90,564</b>
<b>EXPENSES</b>			
Other expenses	12	7,825	7,037
Finance costs	13	115	66
<b>Total Expenses (II)</b>		<b>7,940</b>	<b>7,103</b>
<b>Profit/(Loss) before tax from continuing operations (I-II)</b>		<b>(7,940)</b>	<b>83,461</b>
<b>Tax expense:</b>			
Current Tax		-	-
<b>Profit/(Loss) for the year from continuing operations</b>		<b>(7,940)</b>	<b>83,461</b>
<b>Other Comprehensive Income</b>		<b>-</b>	<b>-</b>
<b>Total other comprehensive income for the year, net of tax</b>		<b>-</b>	<b>-</b>
<b>Total comprehensive income/(loss) for the year, net of tax</b>		<b>(7,940)</b>	<b>83,461</b>
Earnings per equity share (computed on the basis of profit/(loss) for the year):	14		
(1) Basic		(0.79)	8.35
(2) Diluted		(0.79)	8.35
<b>Summary of significant accounting policies</b>	<b>3</b>		

The accompanying notes are an integral part of the financial statements.

As per our report of even date

For Rajeev & Ajay  
Firm registration No : 009977N  
Chartered Accountants  
  
Ajay Sachdeva  
Partner  
Membership No : 084302

For and on behalf of the Board of Directors of  
PRAGYA BUILDCON PRIVATE LIMITED

  
Bipin Kumar Mishra  
Director  
DIN-06573752

  
Mahesh Pal Singh  
Director  
DIN- 07108963

Place : New Delhi  
Date : 24 MAY 2017



**PRATHAM PROMOTERS PRIVATE LIMITED**  
**BALANCE SHEET AS AT 31 MARCH 2017**  
(Amount in Rupees, unless otherwise stated)

	Notes	As at 31 March 2017	As at 31 March 2016	As at 1 April 2015
<b>ASSETS</b>				
<b>Non-current assets</b>				
Financial Assets				
Investments	4	-	-	9,43,15,200
				9,43,15,200
<b>Current assets</b>				
Financial assets				
Cash and cash equivalents	5	24,890	32,777	1,793
		24,890	32,777	1,793
<b>Total Assets</b>		<b>24,890</b>	<b>32,777</b>	<b>9,43,16,993</b>
<b>EQUITY AND LIABILITIES</b>				
<b>Equity</b>				
Equity share capital	6	10,00,000	10,00,000	10,00,000
Other equity	7			
Retained Earnings		(9,80,860)	(9,73,358)	(2,25,043)
<b>Total equity</b>		<b>19,140</b>	<b>26,642</b>	<b>7,74,957</b>
<b>LIABILITIES</b>				
<b>Current liabilities</b>				
Financial liabilities				
Trade payables	8	5,750	6,135	5,618
Other current liabilities	9	-	-	9,35,36,418
<b>Total liabilities</b>		<b>5,750</b>	<b>6,135</b>	<b>9,35,42,036</b>
<b>Total Equity and Liabilities</b>		<b>24,890</b>	<b>32,777</b>	<b>9,43,16,993</b>

Summary of significant accounting policies 3

The accompanying notes are an integral part of the financial statements.

As per our report of even date

For Rajeev & Ajay  
Firm registration No.: 009977N  
Chartered Accountants

Ajay Sachdeva  
Partner  
Membership No.: 084302

For and on behalf of the Board of Directors of  
PRATHAM PROMOTERS PRIVATE LIMITED

Ramesh Khulbe  
Director  
DIN-07109071

Vikram Jit Singh  
Director  
DIN- 06788748

Place : New Delhi  
Date :

24 MAY 2017

**PRATHAM PROMOTERS PRIVATE LIMITED**  
**STATEMENT OF PROFIT AND LOSS FOR THE YEAR ENDED 31 MARCH 2017**  
(Amount in Rupees, unless otherwise stated)

Particulars	Notes	31 March 2017	31 March 2016
<b>Total Income (I)</b>		-	-
<b>EXPENSES</b>			
Other expenses	10	7,415	7,47,673
Finance costs	11	86	642
<b>Total Expenses (II)</b>		7,501	7,48,315
<b>Profit/(Loss) before tax from continuing operations (I-II)</b>		(7,501)	(7,48,315)
<b>Tax expense:</b>			
Current Tax		-	-
<b>Profit/(Loss) for the year from continuing operations</b>		(7,501)	(7,48,315)
<b>Other Comprehensive Income</b>		-	-
<b>Total other comprehensive income for the year, net of tax</b>		-	-
<b>Total comprehensive income/(loss) for the year, net of tax</b>		(7,501)	(7,48,315)
Earnings per equity share (computed on the basis of profit/(loss) for the year):	12		
(1) Basic		(0.08)	(7.48)
(2) Diluted		(0.08)	(7.48)

Summary of significant accounting policies 3

The accompanying notes are an integral part of the financial statements.

As per our report of even date

For Rajeev & Ajay  
Firm registration No : 009977N  
Chartered Accountants

Ajay Sachdeva  
Partner  
Membership No. : 084302

For and on behalf of the Board of Directors of  
PRATHAM PROMOTERS PRIVATE LIMITED

Ramesh Khulbe  
Director  
DIN-07109071

Vikram Jit Singh  
Director  
DIN- 06788748

Place : New Delhi

Date :

24 MAY 2017

**PRATIKSHA BUILDCON PRIVATE LIMITED**  
**BALANCE SHEET AS AT 31 MARCH 2017**  
(Amount in Rupees, unless otherwise stated)

	Notes	As at 31 March 2017	As at 31 March 2016	As at 1 April 2015
<b>ASSETS</b>				
<b>Current assets</b>				
Inventories	4	31,88,66,306	31,88,66,306	31,88,66,306
Financial assets				
Cash and cash equivalents	5	7,425	15,750	4,475
<b>Total Assets</b>		<b>31,88,73,731</b>	<b>31,88,82,056</b>	<b>31,88,70,781</b>
<b>EQUITY AND LIABILITIES</b>				
<b>Equity</b>				
Equity share capital	6	10,00,000	10,00,000	10,00,000
Other equity	7			
Retained Earnings		(7,34,166)	(7,25,816)	(7,16,984)
<b>Total equity</b>		<b>2,65,834</b>	<b>2,74,184</b>	<b>2,83,016</b>
<b>LIABILITIES</b>				
<b>Current liabilities</b>				
Financial liabilities				
Trade payables	8	5,750	5,725	5,618
Other current liabilities	9	31,86,02,147	31,86,02,147	31,85,82,147
<b>Total liabilities</b>		<b>31,86,07,897</b>	<b>31,86,07,872</b>	<b>31,85,87,765</b>
<b>Total Equity and Liabilities</b>		<b>31,88,73,731</b>	<b>31,88,82,056</b>	<b>31,88,70,781</b>
Summary of significant accounting policies	3			

The accompanying notes are an integral part of the financial statements.

As per our report of even date

For MNV & CO.  
Firm Reg. No.: 0236824  
Chartered Accountants

Vijayant Suri  
Partner  
Membership No.: 505887



Place : New Delhi

Date : 24 MAY 2017

For and on behalf of the Board of Directors of  
PRATIKSHA BUILDCON PRIVATE LIMITED

Bipla Kumar Mishra  
Director  
DIN- 06573752

NEW DELHI

24 MAY 2017

Narendra Vashisht  
Director  
DIN- 06713906

NEW DELHI

24 MAY 2017



**PRATIKSHA BUILDCON PRIVATE LIMITED**  
**STATEMENT OF PROFIT AND LOSS FOR THE YEAR ENDED 31 MARCH 2017**  
(Amount in Rupees, unless otherwise stated)

Particulars	Notes	31 March 2017	31 March 2016
<b>Total Income (I)</b>		-	-
<b>EXPENSES</b>			
Other expenses	10	8,235	7,959
Finance costs	11	115	873
<b>Total Expenses (II)</b>		8,350	8,832
<b>Profit/(Loss) before tax from operations (I-II)</b>		(8,350)	(8,832)
<b>Tax expense:</b>			
Current Tax		-	-
<b>Profit/(Loss) for the year from operations</b>		(8,350)	(8,832)
<b>Other Comprehensive Income</b>		-	-
<b>Total other comprehensive income for the year, net of tax</b>		-	-
<b>Total comprehensive income/(loss) for the year, net of tax</b>		(8,350)	(8,832)
<b>Earnings per equity share (computed on the basis of profit/(loss) for the year):</b>	12		
(1) Basic		(0.08)	(0.09)
(2) Diluted		(0.08)	(0.09)

Summary of significant accounting policies 3

The accompanying notes are an integral part of the financial statements.

As per our report of even date

For MNV & CO.  
Firm Reg. No.: 023682N  
Chartered Accountants

Vikram Suri  
Partner  
Membership No.: 505887



For and on behalf of the Board of Directors of  
PRATIKSHA BUILDCON PRIVATE LIMITED

Bipin Kumar Mishra  
Director  
DIN- 06573752

NEW DELHI  
24 MAY 2017

Narendra Vashisht  
Director  
DIN- 06713906

NEW DELHI  
24 MAY 2017

Place : New Delhi

Date : 24 MAY 2017

**PRAYAS BUILDCON PRIVATE LIMITED**  
**BALANCE SHEET AS AT 31 MARCH 2017**  
(Amount in Rupees, unless otherwise stated)

	Notes	As at 31 March 2017	As at 31 March 2016	As at 1 April 2015
<b>ASSETS</b>				
<b>Non-current assets</b>				
Investments	4	-	-	9,43,15,200
		-	-	9,43,15,200
<b>Current assets</b>				
Inventories	5	1,46,52,02,556	1,46,52,02,556	1,46,52,02,556
Financial assets				
Cash and cash equivalents	6	17,916	10,931	15,155
Other current assets	7	-	-	-
		1,46,52,20,472	1,46,52,13,487	1,46,52,17,711
<b>Total Assets</b>		<b>1,46,52,20,472</b>	<b>1,46,52,13,487</b>	<b>1,55,95,32,911</b>
<b>EQUITY AND LIABILITIES</b>				
<b>Equity</b>				
Equity share capital	8	10,00,000	10,00,000	10,00,000
Other equity	9			
Retained Earnings		(53,67,500)	(53,60,180)	(27,29,179)
<b>Total equity</b>		<b>(43,67,500)</b>	<b>(43,60,180)</b>	<b>(17,29,179)</b>
<b>LIABILITIES</b>				
<b>Current liabilities</b>				
Financial liabilities				
Trade payables	10	4,98,190	18,04,885	1,16,858
Other financial liabilities	11	5,00,000	5,00,000	5,00,000
Other current liabilities	12	1,46,85,89,782	1,46,72,68,782	1,56,06,45,232
<b>Total liabilities</b>		<b>1,46,95,87,972</b>	<b>1,46,95,73,667</b>	<b>1,56,12,62,090</b>
<b>Total Equity and Liabilities</b>		<b>1,46,52,20,472</b>	<b>1,46,52,13,487</b>	<b>1,55,95,32,911</b>

Summary of significant accounting policies 3

The accompanying notes are an integral part of the financial statements.

As per our report of even date

For MNV & CO.  
Firm Reg. No: 023682  
Chartered Accountants

Vikram Suri  
Partner  
Membership No.: 505887

Place : New Delhi  
Date : 12 4 MAY 2017

For and on behalf of the Board of Directors of  
PRAYAS BUILDCON PRIVATE LIMITED

Vivek Singh  
Director  
DIN- 03466774

Amit Dhall  
Director  
DIN- 07257270

New Delhi

12 4 MAY 2017

New Delhi

12 4 MAY 2017

**PRAYAS BUILDCON PRIVATE LIMITED**  
**STATEMENT OF PROFIT AND LOSS FOR THE YEAR ENDED 31 MARCH 2017**  
(Amount in Rupees, unless otherwise stated)

Particulars	Notes	31 March 2017	31 March 2016
Other Income	13	300	48,774
<b>Total Income (I)</b>		<b>300</b>	<b>48,774</b>
<b>EXPENSES</b>			
Other expenses	14	7,620	26,79,723
Finance costs	15	-	52
<b>Total Expenses (II)</b>		<b>7,620</b>	<b>26,79,775</b>
<b>Profit/(Loss) before tax from operations (I-II)</b>		<b>(7,320)</b>	<b>(26,31,001)</b>
<b>Tax expense:</b>			
Current Tax		-	-
<b>Profit/(Loss) for the year from operations</b>		<b>(7,320)</b>	<b>(26,31,001)</b>
<b>Other Comprehensive Income</b>			
<b>Total other comprehensive income for the year, net of tax</b>			
<b>Total comprehensive income/(loss) for the year, net of tax</b>		<b>(7,320)</b>	<b>(26,31,001)</b>
Earnings per equity share (computed on the basis of profit/(loss) for the year):	16		
(1) Basic		(0.07)	(26.31)
(2) Diluted		(0.07)	(26.31)
<b>Summary of significant accounting policies</b>	3		
The accompanying notes are an integral part of the financial statements.			
As per our report of even date			

For MNV & CO.  
Firm Reg. No.: 023682N  
Chartered Accountants

Vikrant Suri  
Partner  
Membership No.: 505887



Place : New Delhi

Date :

24 MAY 2017

For and on behalf of the Board of Directors of  
PRAYAS BUILDCON PRIVATE LIMITED

Vivek Singh  
Director  
DIN- 03466774

New Delhi

24 MAY 2017

Amit Dhall  
Director  
DIN- 07257270

New Delhi

24 MAY 2017



**PREZZIE BUILDCON PRIVATE LIMITED**  
**BALANCE SHEET AS AT 31 MARCH 2017**  
(Amount in Rupees, unless otherwise stated)

	Notes	As at 31 March 2017	As at 31 March 2016	As at 1 April 2015
<b>ASSETS</b>				
<b>Current assets</b>				
Inventories	4	97,83,557	1,03,52,765	1,03,52,765
Financial assets				
Cash and cash equivalents	5	26,819	30,234	13,120
Other financial assets	6	4,61,105	4,61,105	4,61,105
Other current assets	7	26,967	-	5,55,433
<b>Total Assets</b>		<b>1,02,98,448</b>	<b>1,08,44,104</b>	<b>1,13,82,423</b>
<b>EQUITY AND LIABILITIES</b>				
<b>Equity</b>				
Equity share capital	8	1,00,000	1,00,000	1,00,000
Other equity	9			
Retained Earnings		(1,72,642)	(1,64,113)	(1,78,030)
<b>Total equity</b>		<b>(72,642)</b>	<b>(64,113)</b>	<b>(78,030)</b>
<b>LIABILITIES</b>				
<b>Current liabilities</b>				
Financial liabilities				
Trade payables	10	5,750	5,725	11,236
Other current liabilities	11	1,03,65,340	1,08,99,217	1,14,49,217
Provisions	12	-	3,276	-
<b>Total liabilities</b>		<b>1,03,71,090</b>	<b>1,09,08,218</b>	<b>1,14,60,453</b>
<b>Total Equity and Liabilities</b>		<b>1,02,98,448</b>	<b>1,08,44,104</b>	<b>1,13,82,423</b>

Summary of significant accounting policies 3

The accompanying notes are an integral part of the financial statements.

As per our report of even date

For Rajeev & Ajay  
Firm registration No : 009977N  
Chartered Accountants

Ajay Sachdeva  
Partner  
Membership No. : 084302



For and on behalf of the Board of Directors of  
**PREZZIE BUILDCON PRIVATE LIMITED**

Ravi Bansal  
Director  
DIN-06719785

Sunil Kumar Trar  
Director  
DIN- 03450022

Place : New Delhi

Date : 24 MAY 2017

**PREZZIE BUILDCON PRIVATE LIMITED**  
**STATEMENT OF PROFIT AND LOSS FOR THE YEAR ENDED 31 MARCH 2017**  
(Amount in Rupees, unless otherwise stated)

Particulars	Notes	31 March 2017	31 March 2016
Other Income	13	600	24,997
<b>Total Income (I)</b>		<b>600</b>	<b>24,997</b>
<b>EXPENSES</b>			
Other expenses	14	7,006	7,755
Finance costs	15	86	50
<b>Total Expenses (II)</b>		<b>7,092</b>	<b>7,805</b>
<b>Profit/(Loss) before tax from continuing operations (I-II)</b>		<b>(6,492)</b>	<b>17,192</b>
<b>Tax expense:</b>			
Current Tax		2,036	3,276
<b>Profit/(Loss) for the year from continuing operations</b>		<b>(8,528)</b>	<b>13,916</b>
<b>Other Comprehensive Income</b>		-	-
<b>Total other comprehensive income for the year, net of tax</b>		-	-
<b>Total comprehensive income/(loss) for the year, net of tax</b>		<b>(8,528)</b>	<b>13,916</b>
Earnings per equity share (computed on the basis of profit/(loss) for the year):	16		
(1) Basic		(0.85)	1.39
(2) Diluted		(0.85)	1.39
<b>Summary of significant accounting policies</b>	3		

The accompanying notes are an integral part of the financial statements.

As per our report of even date

For Rajeev & Ajay  
Firm registration No : 009977N  
Chartered Accountants

Ajay Sachdeva  
Partner  
Membership No. : 084302



For and on behalf of the Board of Directors of  
**PREZZIE BUILDCON PRIVATE LIMITED**

Ravi Bansal  
Director  
DIN-06719785

Sunil Kumar Trar  
Director  
DIN- 03450022

Place : New Delhi  
Date : 24 MAY 2017

**PROGENY BUILDCON PRIVATE LIMITED**  
**BALANCE SHEET AS AT 31 MARCH 2017**  
(Amount in Rupees, unless otherwise stated)

	Notes	As at 31 March 2017	As at 31 March 2016	As at 1 April 2015
<b>ASSETS</b>				
<b>Current assets</b>				
Inventories	4	2,00,86,671	2,17,11,683	2,17,11,683
Financial assets				
Cash and cash equivalents	5	21,620	5,155	6,174
Other current assets	6	18,59,849	19,04,621	19,04,621
<b>Total Assets</b>		<b>2,19,68,140</b>	<b>2,36,21,459</b>	<b>2,36,22,478</b>
<b>EQUITY AND LIABILITIES</b>				
<b>Equity</b>				
Equity share capital	7	1,00,000	1,00,000	1,00,000
Other equity	8			
Retained Earnings		(1,80,653)	(1,72,258)	(1,64,132)
<b>Total equity</b>		<b>(80,653)</b>	<b>(72,258)</b>	<b>(64,132)</b>
<b>LIABILITIES</b>				
<b>Current liabilities</b>				
Financial liabilities				
Trade payables	9	5,750	5,725	5,618
Other current liabilities	10	2,20,43,043	2,36,87,992	2,36,80,992
<b>Total liabilities</b>		<b>2,20,48,793</b>	<b>2,36,93,717</b>	<b>2,36,86,610</b>
<b>Total Equity and Liabilities</b>		<b>2,19,68,140</b>	<b>2,36,21,459</b>	<b>2,36,22,478</b>

Summary of significant accounting policies 3

The accompanying notes are an integral part of the financial statements.

As per our report of even date

For Rajeev & Ajay  
Firm registration No : 009977N  
Chartered Accountants

  
Ajay Sachdeva  
Partner  
Membership No. : 084302

For and on behalf of the Board of Directors of  
PROGENY BUILDCON PRIVATE LIMITED

  
Akshat Maheshwari  
Director  
DIN-07504909

  
Sunil Kumar Trar  
Director  
DIN- 03450022

Place : New Delhi

Date :

24 MAY 2017



**PROGENY BUILDCON PRIVATE LIMITED**  
**STATEMENT OF PROFIT AND LOSS FOR THE YEAR ENDED 31 MARCH 2017**  
(Amount in Rupees, unless otherwise stated)

Particulars	Notes	31 March 2017	31 March 2016
<b>Total Income (I)</b>		-	-
<b>EXPENSES</b>			
Other expenses	11	7,622	7,856
Finance costs	12	773	270
<b>Total Expenses (II)</b>		8,395	8,126
<b>Profit/(Loss) before tax from continuing operations (I-II)</b>		(8,395)	(8,126)
<b>Tax expense:</b>			
Current Tax		-	-
<b>Profit/(Loss) for the year from continuing operations</b>		(8,395)	(8,126)
<b>Other Comprehensive Income</b>		-	-
<b>Total other comprehensive income for the year, net of tax</b>		-	-
<b>Total comprehensive income/(loss) for the year, net of tax</b>		(8,395)	(8,126)
Earnings per equity share (computed on the basis of profit/(loss) for the year):	13		
(1) Basic		(0.84)	(0.81)
(2) Diluted		(0.84)	(0.81)
<b>Summary of significant accounting policies</b>	3		

The accompanying notes are an integral part of the financial statements.

As per our report of even date

For Rajeev & Ajay  
Firm registration No : 009977N  
Chartered Accountants

Ajay Sachdeva  
Partner  
Membership No. : 084302

Place : New Delhi

Date : 24 MAY 2017

For and on behalf of the Board of Directors of  
PROGENY BUILDCON PRIVATE LIMITED

Akshat Maheshwari  
Director  
DIN-07504909

Sunil Kumar Trar  
Director  
DIN- 03450022

**PROSPEROUS CONSTRUCTIONS PRIVATE LIMITED**  
**BALANCE SHEET AS AT 31 MARCH 2017**  
(Amount in Rupees, unless otherwise stated)

	Notes	As at 31 March 2017	As at 31 March 2016	As at 1 April 2015
<b>ASSETS</b>				
<b>Current assets</b>				
Inventories	4	28,51,15,612	30,96,57,398	31,92,21,684
Financial assets				
Cash and cash equivalents	5	18,582	31,091	3,65,786
Other financial assets	6	25,87,367	45,75,063	2,06,64,033
Other current assets	7	3,33,194	12,68,528	12,52,428
<b>Total Assets</b>		<b>28,80,54,755</b>	<b>31,55,32,080</b>	<b>34,15,03,931</b>
<b>EQUITY AND LIABILITIES</b>				
<b>Equity</b>				
Equity share capital	8	1,00,000	1,00,000	1,00,000
Other equity	9			
Retained Earnings		(22,51,476)	(22,45,036)	(22,24,562)
<b>Total equity</b>		<b>(21,51,476)</b>	<b>(21,45,036)</b>	<b>(21,24,562)</b>
<b>LIABILITIES</b>				
<b>Current liabilities</b>				
Financial liabilities				
Trade payables	10	1,03,90,602	1,32,65,074	1,32,67,776
Other current liabilities	11	27,98,15,628	30,44,12,042	33,03,60,717
<b>Total liabilities</b>		<b>29,02,06,230</b>	<b>31,76,77,116</b>	<b>34,36,28,493</b>
<b>Total Equity and Liabilities</b>		<b>28,80,54,755</b>	<b>31,55,32,080</b>	<b>34,15,03,931</b>

Summary of significant accounting policies 3

The accompanying notes are an integral part of the financial statements.

As per our report of even date

For MNV & CO.  
Firm Reg. No.: 023682N  
Chartered Accountants

Vikrant Suri  
Partner

Membership No.: 505887



Place : New Delhi

Date : 24<sup>th</sup> May 2017

For and on behalf of the Board of Directors of  
**PROSPEROUS CONSTRUCTIONS PRIVATE LIMITED**

Rajnish Bhardwaj  
Director  
DIN- 02220240

Akshat Maheshwari  
Director  
DIN- 07504909

**PROSPEROUS CONSTRUCTIONS PRIVATE LIMITED**  
**STATEMENT OF PROFIT AND LOSS FOR THE YEAR ENDED 31 MARCH 2017**  
(Amount in Rupees, unless otherwise stated)

Particulars	Notes	31 March 2017	31 March 2016
Revenue From Operations	12	-	59,04,500
Other Income	13	1,471	-
<b>Total Income (I)</b>		<b>1,471</b>	<b>59,04,500</b>
<b>EXPENSES</b>			
Cost of property		-	59,04,501
Other expenses	14	7,825	19,770
Finance costs	15	86	703
<b>Total Expenses (II)</b>		<b>7,911</b>	<b>59,24,974</b>
<b>Profit/(Loss) before tax from operations (I-II)</b>		<b>(6,440)</b>	<b>(20,474)</b>
<b>Tax expense:</b>			
Current Tax		-	-
<b>Profit/(Loss) for the year from operations</b>		<b>(6,440)</b>	<b>(20,474)</b>
<b>Other Comprehensive Income</b>		-	-
<b>Total other comprehensive income for the year, net of tax</b>		-	-
<b>Total comprehensive income/(loss) for the year, net of tax</b>		<b>(6,440)</b>	<b>(20,474)</b>
Earnings per equity share (computed on the basis of profit/(loss) for the year):	16		
(1) Basic		(0.64)	(2.05)
(2) Diluted		(0.64)	(2.05)

Summary of significant accounting policies

3

The accompanying notes are an integral part of the financial statements.

As per our report of even date

For MNV & CO.  
Firm Reg. No.: 023682N  
Chartered Accountants

Vikrant Suri  
Partner  
Membership No.: 505887



For and on behalf of the Board of Directors of  
**PROSPEROUS CONSTRUCTIONS PRIVATE LIMITED**

Rajnish Bhardwaj  
Director  
DIN- 02220240

Akshat Maheshwari  
Director  
DIN- 07504909

Place : New Delhi

Date : 24<sup>th</sup> May 2017



**PROSPERUS BUILDCON PRIVATE LIMITED**  
**STANDALONE BALANCE SHEET AS AT 31 MARCH 2017**  
(Amount in Rupees, unless otherwise stated)

	Notes	As at 31 March 2017	As at 31 March 2016	As at 1 April 2015
<b>ASSETS</b>				
<b>Non-current assets</b>				
Financial Assets				
Investments	4	8,00,000	8,00,000	2,02,65,778
		<b>8,00,000</b>	<b>8,00,000</b>	<b>2,02,65,778</b>
<b>Current assets</b>				
Inventories	5	79,61,52,141	79,61,52,141	79,61,52,141
Financial assets				
Cash and cash equivalents	6	5,05,794	3,00,000	9,470
Other bank balances	7	54,63,047	54,09,285	54,09,285
Other financial assets	8	12,09,45,892	6,81,36,509	7,73,03,724
Other current assets	9	2,02,32,065	2,04,00,567	2,03,20,930
		<b>94,32,98,938</b>	<b>89,03,98,502</b>	<b>89,91,95,550</b>
<b>Total Assets</b>		<b>94,40,98,938</b>	<b>89,11,98,502</b>	<b>91,94,61,328</b>
<b>EQUITY AND LIABILITIES</b>				
<b>Equity</b>				
Equity share capital	10	2,00,000	2,00,000	2,00,000
Other equity	11			
Retained Earnings		(19,76,181)	(22,56,147)	(24,95,918)
<b>Total equity</b>		<b>(17,76,181)</b>	<b>(20,56,147)</b>	<b>(22,95,918)</b>
<b>LIABILITIES</b>				
<b>Current liabilities</b>				
Financial liabilities				
Borrowings		-	-	-
Trade payables	12	2,01,81,211	2,01,31,486	2,56,28,755
Other financial liabilities	13	5,00,000	4,00,000	-
Other current liabilities	14	92,51,93,909	87,27,23,164	89,61,28,491
<b>Total liabilities</b>		<b>94,58,75,120</b>	<b>89,32,54,650</b>	<b>92,17,57,246</b>
<b>Total Equity and Liabilities</b>		<b>94,40,98,938</b>	<b>89,11,98,502</b>	<b>91,94,61,328</b>

Summary of significant accounting policies 3

The accompanying notes are an integral part of the financial statements.

As per our report of even date

For MNV & CO.  
Firm Reg. No.: 023682N  
Chartered Accountants

  
Vikram Suri  
Partner  
Membership No.: 505887

For and on behalf of the Board of Directors of  
PROSPERUS BUILDCON PRIVATE LIMITED

  
Krishna Kant Kumar  
Director  
DIN- 07108942

  
Shishir Lal  
Director  
DIN- 02210170

Place : New Delhi

Date : 24 May 2017

**PROSPERUS BUILDCON PRIVATE LIMITED**  
**STANDALONE STATEMENT OF PROFIT AND LOSS FOR THE YEAR ENDED 31 MARCH 2017**  
(Amount in Rupees, unless otherwise stated)

Particulars	Notes	31 March 2017	31 March 2016
Other Income	15	4,97,989	4,87,304
<b>Total Income (I)</b>		<b>4,97,989</b>	<b>4,87,304</b>
<b>EXPENSES</b>			
Other expenses	16	91,972	1,40,314
Finance costs	17	5,050	-
<b>Total Expenses (II)</b>		<b>97,022</b>	<b>1,40,314</b>
<b>Profit/(Loss) before tax from operations (I-II)</b>		<b>4,00,966</b>	<b>3,46,990</b>
<b>Tax expense:</b>			
Current Tax		1,21,000	1,07,220
<b>Profit/(Loss) for the year from operations</b>		<b>2,79,966</b>	<b>2,39,770</b>
<b>Other Comprehensive Income</b>		-	-
<b>Total other comprehensive income for the year, net of tax</b>		-	-
<b>Total comprehensive income/(loss) for the year, net of tax</b>		<b>2,79,966</b>	<b>2,39,770</b>
Earnings per equity share (computed on the basis of profit/(loss) for the year):	18		
(1) Basic		14.00	11.99
(2) Diluted		14.00	11.99

Summary of significant accounting policies 3

The accompanying notes are an integral part of the financial statements.

As per our report of even date

For MNV & CO.  
Firm Reg. No.: 023682N  
Chartered Accountants

Vikrant Suri  
Partner  
Membership No.: 505887

For and on behalf of the Board of Directors of  
PROSPERUS BUILDCON PRIVATE LIMITED

Krishna Kant Kumar  
Director  
DIN- 07108942

Shishir Lal  
Director  
DIN- 02210170

Place : New Delhi

Date : 24 May 2017

**PUKHRAJ REALTORS PRIVATE LIMITED**  
**BALANCE SHEET AS AT 31 MARCH 2017**  
(Amount in Rupees, unless otherwise stated)

	Notes	As at 31 March 2017	As at 31 March 2016	As at 1 April 2015
<b>ASSETS</b>				
<b>Current assets</b>				
Inventories	4	12,38,13,337	12,38,13,337	12,38,13,337
Financial assets				
Cash and cash equivalents	5	13,398	20,802	18,336
Other current assets	6	-	47,077	47,077
<b>Total Assets</b>		<b>12,38,26,735</b>	<b>12,38,81,216</b>	<b>12,38,78,750</b>
<b>EQUITY AND LIABILITIES</b>				
<b>Equity</b>				
Equity share capital	7	1,00,000	1,00,000	1,00,000
Other equity	8			
Retained Earnings		(1,15,268)	(60,762)	(2,62,420)
<b>Total equity</b>		<b>(15,268)</b>	<b>39,238</b>	<b>(1,62,420)</b>
<b>LIABILITIES</b>				
<b>Current liabilities</b>				
Financial liabilities				
Trade payables	9	11,450	11,425	5,618
Other current liabilities	10	12,38,30,553	12,38,30,553	12,40,35,553
<b>Total liabilities</b>		<b>12,38,42,003</b>	<b>12,38,41,978</b>	<b>12,40,41,171</b>
<b>Total Equity and Liabilities</b>		<b>12,38,26,735</b>	<b>12,38,81,216</b>	<b>12,38,78,750</b>
Summary of significant accounting policies	3			

The accompanying notes are an integral part of the financial statements.

As per our report of even date

For MNV & CO.  
Firm Reg. No.: 023682N  
Chartered Accountants

Vikrant Suri  
Partner  
Membership No.: 505887



For and on behalf of the Board of Directors of  
PUKHRAJ REALTORS PRIVATE LIMITED

Chandeep Kumar  
Director  
DIN- 06617028

Jasbinder Singh Jaswal  
Director  
DIN- 07109050

Place : New Delhi  
Date : 24<sup>th</sup> May 2017



**PUKHRAJ REALTORS PRIVATE LIMITED**  
**STATEMENT OF PROFIT AND LOSS FOR THE YEAR ENDED 31 MARCH 2017**  
(Amount in Rupees, unless otherwise stated)

Particulars	Notes	31 March 2017	31 March 2016
Other Income	11	-	2,09,268
<b>Total Income (I)</b>		<b>-</b>	<b>2,09,268</b>
<b>EXPENSES</b>			
Other expenses	12	7,314	7,243
Finance costs	13	115	366
<b>Total Expenses (II)</b>		<b>7,429</b>	<b>7,609</b>
<b>Profit/(Loss) before tax from operations (I-II)</b>		<b>(7,429)</b>	<b>2,01,659</b>
<b>Tax expense:</b>			
Current Tax		47,077	-
<b>Profit/(Loss) for the year from operations</b>		<b>(54,506)</b>	<b>2,01,659</b>
<b>Other Comprehensive Income</b>		<b>-</b>	<b>-</b>
<b>Total other comprehensive income for the year, net of tax</b>		<b>-</b>	<b>-</b>
<b>Total comprehensive income/(loss) for the year, net of tax</b>		<b>(54,506)</b>	<b>2,01,659</b>
Earnings per equity share (computed on the basis of profit/(loss) for the year):	14		
(1) Basic		(5.45)	20.17
(2) Diluted		(5.45)	20.17
<b>Summary of significant accounting policies</b>	3		

The accompanying notes are an integral part of the financial statements.

As per our report of even date

For MNV & CO.  
Firm Reg. No.: 023682N  
Chartered Accountants

Vikramt Suri  
Partner  
Membership No.: 505887



For and on behalf of the Board of Directors of  
**PUKHRAJ REALTORS PRIVATE LIMITED**

Chandeep Kumar  
Director  
DIN- 06613028

Jashinder Singh Jaswal  
Director  
DIN- 07109050

Place : New Delhi  
Date : 24<sup>th</sup> May 2017

**PULSE ESTATES PRIVATE LIMITED**  
**BALANCE SHEET AS AT 31 MARCH 2017**  
(Amount in Rupees, unless otherwise stated)

	Notes	As at 31 March 2017	As at 31 March 2016	As at 1 April 2015
<b>ASSETS</b>				
<b>Current assets</b>				
Inventories	4	8,49,52,607	8,49,52,607	8,49,52,607
Financial assets				
Cash and cash equivalents	5	2,835	14,916	15,941
Other current assets	6	-	-	-
<b>Total Assets</b>		<b>8,49,55,442</b>	<b>8,49,67,523</b>	<b>8,49,68,548</b>
<b>EQUITY AND LIABILITIES</b>				
<b>Equity</b>				
Equity share capital	7	1,00,000	1,00,000	1,00,000
Other equity	8			
Retained Earnings		(31,05,949)	(30,98,212)	(30,91,380)
<b>Total equity</b>		<b>(30,05,949)</b>	<b>(29,98,212)</b>	<b>(29,91,380)</b>
<b>LIABILITIES</b>				
<b>Current liabilities</b>				
Financial liabilities				
Trade payables	9	37,076	42,751	36,944
Other current liabilities	10	8,79,24,315	8,79,22,984	8,79,22,984
<b>Total liabilities</b>		<b>8,79,61,391</b>	<b>8,79,65,735</b>	<b>8,79,59,928</b>
<b>Total Equity and Liabilities</b>		<b>8,49,55,442</b>	<b>8,49,67,523</b>	<b>8,49,68,548</b>
<b>Summary of significant accounting policies</b>	3			

The accompanying notes are an integral part of the financial statements.

As per our report of even date

For Rajeev & Ajay  
Firm registration No : 009977N  
Chartered Accountants

Ajay Sachdeva  
Partner  
Membership No. : 084302

For and on behalf of the Board of Directors of  
PULSE ESTATES PRIVATE LIMITED

  
Amitabh Chaudhuri  
Director  
DIN-03068961

  
Satish Kumar Goyal  
Director  
DIN- 06520570

Place : New Delhi  
Date :

24 MAY 2017

**PULSE ESTATES PRIVATE LIMITED**  
**STATEMENT OF PROFIT AND LOSS FOR THE YEAR ENDED 31 MARCH 2017**  
(Amount in Rupees, unless otherwise stated)

Particulars	Notes	31 March 2017	31 March 2016
<b>Total Income (I)</b>		-	-
<b>EXPENSES</b>			
Other expenses	11	7,622	6,832
Finance costs	12	115	-
<b>Total Expenses (II)</b>		7,737	6,832
<b>Profit/(Loss) before tax from continuing operations (I-II)</b>		(7,737)	(6,832)
<b>Tax expense:</b>			
Current Tax		-	-
<b>Profit/(Loss) for the year from continuing operations</b>		(7,737)	(6,832)
<b>Other Comprehensive Income</b>		-	-
<b>Total other comprehensive income for the year, net of tax</b>		-	-
<b>Total comprehensive income/(loss) for the year, net of tax</b>		(7,737)	(6,832)
<b>Earnings per equity share (computed on the basis of profit/(loss) for the year):</b>	13		
(1) Basic		(0.77)	(0.68)
(2) Diluted		(0.77)	(0.68)

**Summary of significant accounting policies** 3

The accompanying notes are an integral part of the financial statements.

As per our report of even date

For Rajeev & Ajay  
Firm registration No : 009977N  
Chartered Accountants

Ajay Sachdeva  
Partner  
Membership No. : 084302

For and on behalf of the Board of Directors of  
PULSE ESTATES PRIVATE LIMITED

  
Amitabh Chaudhuri  
Director  
DIN-03068961

  
Satish Kumar Goyal  
Director  
DIN- 06520570

Place : New Delhi

Date :

24 MAY 2017



**PUSHKAR PROJECTS PRIVATE LIMITED**  
**BALANCE SHEET AS AT 31 MARCH 2017**  
(Amount in Rupees, unless otherwise stated)

	Notes	As at 31 March 2017	As at 31 March 2016	As at 1 April 2015
<b>ASSETS</b>				
<b>Current assets</b>				
Inventories	4	-	-	16,83,717
Financial assets				
Cash and cash equivalents	5	-	7,280	6,147
Other current assets	6	-	-	60,319
<b>Total Assets</b>		<b>-</b>	<b>7,280</b>	<b>17,50,183</b>
<b>EQUITY AND LIABILITIES</b>				
<b>Equity</b>				
Equity share capital	7	1,50,000	1,50,000	1,50,000
Other equity	8			
Retained Earnings		(2,30,400)	(2,22,870)	(3,34,994)
<b>Total equity</b>		<b>(80,400)</b>	<b>(72,870)</b>	<b>(1,84,994)</b>
<b>LIABILITIES</b>				
<b>Current liabilities</b>				
Financial liabilities				
Trade payables	9	5,750	5,725	15,236
Other financial liabilities	10	225	-	-
Other current liabilities	11	74,425	74,425	19,19,941
<b>Total liabilities</b>		<b>80,400</b>	<b>80,150</b>	<b>19,35,177</b>
<b>Total Equity and Liabilities</b>		<b>-</b>	<b>7,280</b>	<b>17,50,183</b>

Summary of significant accounting policies 3

The accompanying notes are an integral part of the financial statements.

As per our report of even date

For MNV & CO.  
Firm Reg. No.: 023682N  
Chartered Accountants

Vikram Singh  
Partner  
Membership No.: 505887

Place : New Delhi  
Date : 24<sup>th</sup> May 2017

For and on behalf of the Board of Directors of  
PUSHKAR PROJECTS PRIVATE LIMITED

Neeraj Kumar  
Director  
DIN- 06874763

Ravi Sinha  
Director  
DIN- 00457329

**PUSHKAR PROJECTS PRIVATE LIMITED**  
**STATEMENT OF PROFIT AND LOSS FOR THE YEAR ENDED 31 MARCH 2017**  
(Amount in Rupees, unless otherwise stated)

Particulars	Notes	31 March 2017	31 March 2016
Revenue From Operations	12	-	6,857
Other Income	13	-	1,13,192
<b>Total Income (I)</b>		<b>-</b>	<b>1,20,049</b>
<b>EXPENSES</b>			
Other expenses	14	7,415	7,856
Finance costs	15	115	69
<b>Total Expenses (II)</b>		<b>7,530</b>	<b>7,925</b>
<b>Profit/(Loss) before tax from operations (I-II)</b>		<b>(7,530)</b>	<b>1,12,124</b>
<b>Tax expense:</b>			
Current Tax		-	-
<b>Profit/(Loss) for the year from operations</b>		<b>(7,530)</b>	<b>1,12,124</b>
<b>Other Comprehensive Income</b>		<b>-</b>	<b>-</b>
<b>Total other comprehensive income for the year, net of tax</b>		<b>-</b>	<b>-</b>
<b>Total comprehensive income/(loss) for the year, net of tax</b>		<b>(7,530)</b>	<b>1,12,124</b>
Earnings per equity share (computed on the basis of profit/(loss) for the year):	16		
(1) Basic		(0.50)	7.47
(2) Diluted		(0.50)	7.47
<b>Summary of significant accounting policies</b>	<b>3</b>		

The accompanying notes are an integral part of the financial statements.

As per our report of even date

For MNV & CO.  
Firm Reg. No.: 023682N  
Chartered Accountants

Vikram Suri  
Partner  
Membership No.: 505887

Place : New Delhi  
Date : 24<sup>th</sup> May 2017

For and on behalf of the Board of Directors of  
PUSHKAR PROJECTS PRIVATE LIMITED

Neeraj Kumar  
Director  
DIN- 06874763

Ravi Sinha  
Director  
DIN- 00457329

**RAKSHA BUILDTECH PRIVATE LIMITED**  
**BALANCE SHEET AS AT 31 MARCH 2017**  
(Amount in Rupees, unless otherwise stated)

	Notes	As at 31 March 2017	As at 31 March 2016	As at 1 April 2015
<b>ASSETS</b>				
<b>Current assets</b>				
Inventories	4	70,64,18,294	70,64,18,294	70,64,18,294
Financial assets				
Cash and cash equivalents	5	11,789	2,114	10,341
<b>Total Assets</b>		<b>70,64,30,083</b>	<b>70,64,20,408</b>	<b>70,64,28,635</b>
<b>EQUITY AND LIABILITIES</b>				
<b>Equity</b>				
Equity share capital	6	1,00,000	1,00,000	1,00,000
Other equity	7			
Retained Earnings		(10,32,288)	(10,23,938)	(10,15,605)
<b>Total equity</b>		<b>(9,32,288)</b>	<b>(9,23,938)</b>	<b>(9,15,605)</b>
<b>LIABILITIES</b>				
<b>Current liabilities</b>				
Financial liabilities				
Trade payables	8	5,750	5,725	5,618
Other current liabilities	9	70,73,56,622	70,73,38,622	70,73,38,622
<b>Total liabilities</b>		<b>70,73,62,372</b>	<b>70,73,44,347</b>	<b>70,73,44,240</b>
<b>Total Equity and Liabilities</b>		<b>70,64,30,083</b>	<b>70,64,20,408</b>	<b>70,64,28,635</b>

Summary of significant accounting policies 3

The accompanying notes are an integral part of the financial statements.

As per our report of even date

For MNV & CO.  
Firm Reg. No.: 023682N  
Chartered Accountants

Vikram Suri  
Partner  
Membership No.: 505887



Place : New Delhi

Date : 24<sup>th</sup> May 2017

For and on behalf of the Board of Directors of  
**RAKSHA BUILDTECH PRIVATE LIMITED**

Chandra Shekher Joshi  
Director  
DIN- 07099624

Jasveer Singh Panwar  
Director  
DIN- 06849825



**RAKSHA BUILDTECH PRIVATE LIMITED**  
**STATEMENT OF PROFIT AND LOSS FOR THE YEAR ENDED 31 MARCH 2017**  
(Amount in Rupees, unless otherwise stated)

Particulars	Notes	31 March 2017	31 March 2016
<b>Total Income (I)</b>		-	-
<b>EXPENSES</b>			
Other expenses	10	8,235	8,267
Finance costs	11	115	66
<b>Total Expenses (II)</b>		8,350	8,333
<b>Profit/(Loss) before tax from operations (I-II)</b>		(8,350)	(8,333)
<b>Tax expense:</b>			
Current tax		-	-
<b>Profit/(Loss) for the year from operations</b>		(8,350)	(8,333)
Other comprehensive income		-	-
<b>Total other comprehensive income for the year, net of tax</b>		-	-
<b>Total comprehensive income/(loss) for the year, net of tax</b>		(8,350)	(8,333)
Earnings per equity share (computed on the basis of profit/(loss) for the year):	12		
(1) Basic		(0.84)	(0.83)
(2) Diluted		(0.84)	(0.83)
Summary of significant accounting policies	3		

The accompanying notes are an integral part of the financial statements.

As per our report of even date

For MNV & CO.  
Firm Reg. No.: 023682N  
Chartered Accountants

Vikrant Suri  
Partner  
Membership No.: 505887

For and on behalf of the Board of Directors of  
**RAKSHA BUILDTECH PRIVATE LIMITED**

Chandra Shekher Joshi  
Director  
DIN- 07099624

Jasveer Singh Panwar  
Director  
DIN- 06849825

Place : New Delhi

Date : 24<sup>th</sup> May 2017

**RAM BAN PROJECTS PRIVATE LIMITED**  
**BALANCE SHEET AS AT 31 MARCH 2017**  
(Amount in Rupees, unless otherwise stated)

	Notes	As at 31 March 2017	As at 31 March 2016	As at 1 April 2015
<b>ASSETS</b>				
<b>Current assets</b>				
Inventories	4	57,95,74,512	57,95,74,512	57,95,74,512
Financial assets				
Cash and cash equivalents	5	13,272	367	7,366
Other current assets	6	-	-	-
<b>Total Assets</b>		<b>57,95,87,784</b>	<b>57,95,74,879</b>	<b>57,95,81,878</b>
<b>EQUITY AND LIABILITIES</b>				
<b>Equity</b>				
Equity share capital	7	1,00,000	1,00,000	1,00,000
Other equity	8			
Retained earnings		(7,72,841)	(7,65,721)	(7,58,615)
<b>Total equity</b>		<b>(6,72,841)</b>	<b>(6,65,721)</b>	<b>(6,58,615)</b>
<b>LIABILITIES</b>				
<b>Current liabilities</b>				
Financial liabilities				
Trade payables	9	5,750	5,725	5,618
Other current liabilities	10	58,02,54,875	58,02,34,875	58,02,34,875
<b>Total liabilities</b>		<b>58,02,60,625</b>	<b>58,02,40,600</b>	<b>58,02,40,493</b>
<b>Total Equity and Liabilities</b>		<b>57,95,87,784</b>	<b>57,95,74,879</b>	<b>57,95,81,878</b>

Summary of significant accounting policies

3

The accompanying notes are an integral part of the financial statements.

As per our report of even date.

For MNV & CO.  
Firm Reg. No.: 023682N  
Chartered Accountants

Vikram Suri  
Partner  
Membership No.: 505887



Place : New Delhi

Date : 24<sup>th</sup> May 2017

For and on behalf of the Board of Directors of  
**RAM BAN PROJECTS PRIVATE LIMITED**

Bipin Kumar Mishra  
Director  
DIN- 06573752

Nishant Sabharwal  
Director  
DIN- 03465426

**RAM BAN PROJECTS PRIVATE LIMITED**  
**STATEMENT OF PROFIT AND LOSS FOR THE YEAR ENDED 31 MARCH 2017**  
(Amount in Rupees, unless otherwise stated)

Particulars	Notes	31 March 2017	31 March 2016
<b>Total Income (I)</b>		-	-
<b>EXPENSES</b>			
Other expenses	11	7,005	7,037
Finance costs	12	115	69
<b>Total Expenses (II)</b>		7,120	7,106
<b>Profit/(Loss) before tax from operations (I-II)</b>		(7,120)	(7,106)
<b>Tax expense:</b>			
Current tax		-	-
<b>Profit/(Loss) for the year from operations</b>		(7,120)	(7,106)
Other comprehensive income		-	-
<b>Total other comprehensive income for the year, net of tax</b>		-	-
<b>Total comprehensive income/(loss) for the year, net of tax</b>		(7,120)	(7,106)
Earnings per equity share (computed on the basis of profit/(loss) for the year):	13		
(1) Basic		(0.71)	(0.71)
(2) Diluted		(0.71)	(0.71)

Summary of significant accounting policies

3

The accompanying notes are an integral part of the financial statements.

As per our report of even date.

For MNV & CO.  
Firm Reg. No.: 023682N  
Chartered Accountants

Vikrant Suri  
Partner  
Membership No.: 505887



For and on behalf of the Board of Directors of  
**RAM BAN PROJECTS PRIVATE LIMITED**

  
Bipin Kumar Mishra  
Director  
DIN- 06573752

  
Nishant Sabharwal  
Director  
DIN- 03465426

Place : New Delhi

Date : 24<sup>th</sup> May 2017



**ROLEX ESTATES PRIVATE LIMITED**  
**BALANCE SHEET AS AT 31 MARCH 2017**  
(Amount in Rupees, unless otherwise stated)

	Notes	As at 31 March 2017	As at 31 March 2016	As at 1 April 2015
<b>ASSETS</b>				
<b>Current assets</b>				
Inventories	4	3,22,65,193	3,22,65,193	3,22,65,193
Financial assets				
Cash and cash equivalents	5	15,079	22,351	5,470
<b>Total Assets</b>		<b>3,22,80,272</b>	<b>3,22,87,544</b>	<b>3,22,70,663</b>
<b>EQUITY AND LIABILITIES</b>				
<b>Equity</b>				
Equity share capital	6	10,00,000	10,00,000	10,00,000
Other equity	7			
Retained Earnings		(2,05,470)	(1,98,174)	(1,89,947)
<b>Total equity</b>		<b>7,94,530</b>	<b>8,01,826</b>	<b>8,10,053</b>
<b>LIABILITIES</b>				
<b>Current liabilities</b>				
Financial liabilities				
Trade payables	8	5,750	5,725	5,618
Other current liabilities	9	3,14,79,992	3,14,79,992	3,14,54,992
<b>Total liabilities</b>		<b>3,14,85,742</b>	<b>3,14,85,717</b>	<b>3,14,60,610</b>
<b>Total Equity and Liabilities</b>		<b>3,22,80,272</b>	<b>3,22,87,544</b>	<b>3,22,70,663</b>

Summary of significant accounting policies 3

The accompanying notes are an integral part of the financial statements.

As per our report of even date

For Rajeev & Ajay  
Firm registration No : 009977N  
Chartered Accountants

Ajay Sachdeva  
Partner  
Membership No. : 084302

Place : New Delhi

Date : 24 MAY 2017

For and on behalf of the Board of Directors of  
**ROLEX ESTATES PRIVATE LIMITED**

Bipin Kumar Mishra  
Director  
DIN-06573752

Sunil Kumar Trar  
Director  
DIN- 03450022

**ROLEX ESTATES PRIVATE LIMITED**  
**STATEMENT OF PROFIT AND LOSS FOR THE YEAR ENDED 31 MARCH 2017**  
(Amount in Rupees, unless otherwise stated)

Particulars	Notes	31 March 2017	31 March 2016
<b>Total Income (I)</b>		-	-
<b>EXPENSES</b>			
Other expenses	10	7,210	7,960
Finance costs	11	86	266
<b>Total Expenses (II)</b>		7,296	8,226
<b>Profit/(Loss) before tax from continuing operations (I-II)</b>		(7,296)	(8,226)
<b>Tax expense:</b>			
Current Tax		-	-
<b>Profit/(Loss) for the year from continuing operations</b>		(7,296)	(8,226)
<b>Other Comprehensive Income</b>		-	-
<b>Total other comprehensive income for the year, net of tax</b>		-	-
<b>Total comprehensive income/(loss) for the year, net of tax</b>		(7,296)	(8,226)
Earnings per equity share (computed on the basis of profit/(loss) for the year):	12		
(1) Basic		(0.07)	(0.08)
(2) Diluted		(0.07)	(0.08)
<b>Summary of significant accounting policies</b>	3		

The accompanying notes are an integral part of the financial statements.

As per our report of even date

For Rajeev & Ajay  
Firm registration No : 009977N  
Chartered Accountants

Ajay Sachdeva  
Partner  
Membership No. : 084302

Place : New Delhi

Date : 24 MAY 2017

For and on behalf of the Board of Directors of  
**ROLEX ESTATES PRIVATE LIMITED**

Bipin Kumar Mishra  
Director  
DIN-06573752

Sunil Kumar Trar  
Director  
DIN- 03450022

ROSE GATE ESTATES PRIVATE LIMITED  
STANDALONE BALANCE SHEET AS AT 31 MARCH 2017  
(Amount in Rupees, unless otherwise stated)

	Notes	As at 31 March 2017	As at 31 March 2016	As at 1 April 2015
<b>ASSETS</b>				
<b>Non-current assets</b>				
Financial Assets				
Investments	4	3,00,000	3,00,000	3,00,000
		<b>3,00,000</b>	<b>3,00,000</b>	<b>3,00,000</b>
<b>Current assets</b>				
Inventories	5	44,81,58,796	44,81,58,796	70,97,50,785
Financial assets				
Cash and cash equivalents	6	12,681	-	20,753
Other bank balances	7	24,08,424	24,08,424	24,08,424
Other financial assets	8	2,79,31,264	4,38,93,410	4,69,73,910
Other current assets	9	18,30,842	16,12,878	17,83,423
		<b>48,03,42,007</b>	<b>49,60,73,508</b>	<b>76,09,37,295</b>
<b>Total Assets</b>		<b>48,06,42,007</b>	<b>49,63,73,508</b>	<b>76,12,37,295</b>
<b>EQUITY AND LIABILITIES</b>				
<b>Equity</b>				
Equity share capital	10	1,00,000	1,00,000	1,00,000
Other equity	11			
Retained Earnings		9,34,567	8,06,197	2,27,324
<b>Total equity</b>		<b>10,34,567</b>	<b>9,06,197</b>	<b>3,27,324</b>
<b>LIABILITIES</b>				
<b>Current liabilities</b>				
Financial liabilities				
Trade payables	12	3,69,000	1,93,30,629	2,11,79,437
Other financial liabilities	13	5,700	1,781	-
Other current liabilities	14	47,92,16,957	47,59,38,861	73,97,30,534
Provisions	15	15,783	1,96,040	-
<b>Total liabilities</b>		<b>47,96,07,440</b>	<b>49,54,67,311</b>	<b>76,09,09,971</b>
<b>Total Equity and Liabilities</b>		<b>48,06,42,007</b>	<b>49,63,73,508</b>	<b>76,12,37,295</b>

Summary of significant accounting policies 3

The accompanying notes are an integral part of the financial statements.

As per our report of even date

For MNV & CO.  
Firm Reg. No.: 023682N  
Chartered Accountants

Vikram Suri  
Partner  
Membership No.: 505887

For and on behalf of the Board of Directors of  
ROSE GATE ESTATES PRIVATE LIMITED

Ashok Kumar Pathak  
Director  
DIN-02583235

Vivek Singh  
Director  
DIN-03466774

NEW DELHI  
24 MAY 2017

Place : New Delhi  
Date : 24 MAY 2017

NEW DELHI  
24 MAY 2017



**ROSE GATE ESTATES PRIVATE LIMITED**  
**STANDALONE STATEMENT OF PROFIT AND LOSS FOR THE YEAR ENDED 31 MARCH 2017**  
(Amount in Rupees, unless otherwise stated)

Particulars	Notes	31 March 2017	31 March 2016
Revenue From Operations	16	-	6,32,000
Other Income	17	2,17,964	2,34,014
<b>Total Income (I)</b>		<b>2,17,964</b>	<b>8,66,014</b>
<b>EXPENSES</b>			
Other expenses	18	7,439	27,232
Finance costs	19	27,455	1,050
<b>Total Expenses (II)</b>		<b>34,894</b>	<b>28,282</b>
<b>Profit/(Loss) before tax from operations (I-II)</b>		<b>1,83,070</b>	<b>8,37,732</b>
<b>Tax expense:</b>			
Current Tax		54,700	2,58,859
<b>Profit/(Loss) for the year from operations</b>		<b>1,28,370</b>	<b>5,78,873</b>
<b>Other Comprehensive Income</b>		-	-
<b>Total other comprehensive income for the year, net of tax</b>		-	-
<b>Total comprehensive income/(loss) for the year, net of tax</b>		<b>1,28,370</b>	<b>5,78,873</b>
<b>Earnings per equity share (computed on the basis of profit/(loss) for the year):</b>	20		
(1) Basic		12.84	57.89
(2) Diluted		12.84	57.89

Summary of significant accounting policies 3

The accompanying notes are an integral part of the financial statements.

As per our report of even date

For MNV & CO.  
Firm Reg. No.: 023682N  
Chartered Accountants

Vikram Suri  
Partner  
Membership No.: 505887

For and on behalf of the Board of Directors of  
ROSE GATE ESTATES PRIVATE LIMITED

Ashok Kumar Pathak  
Director  
DIN-02583235

NEW DELHI  
24 MAY 2017

Vivek Singh  
Director  
DIN-03466774

NEW DELHI  
24 MAY 2017

Place : New Delhi

Date : 24 MAY 2017

**RUDRAKSHA REALTORS PRIVATE LIMITED**  
**BALANCE SHEET AS AT 31 MARCH 2017**  
(Amount in Rupees, unless otherwise stated)

	Notes	As at 31 March 2017	As at 31 March 2016	As at 1 April 2015
<b>ASSETS</b>				
<b>Current assets</b>				
Inventories	4	15,57,16,601	15,57,16,601	15,57,16,601
Financial assets				
Cash and cash equivalents	5	5,953	13,050	18,976
Other financial assets	6	62,76,774	27,23,482	27,23,482
Other current assets	7	-	-	-
<b>Total Assets</b>		<b>16,19,99,328</b>	<b>15,84,53,133</b>	<b>15,84,59,059</b>
<b>EQUITY AND LIABILITIES</b>				
<b>Equity</b>				
Equity share capital	8	1,00,000	1,00,000	1,00,000
Other equity	9			
Retained earnings		(3,98,150)	(3,91,028)	(5,19,995)
<b>Total equity</b>		<b>(2,98,150)</b>	<b>(2,91,028)</b>	<b>(4,19,995)</b>
<b>LIABILITIES</b>				
<b>Current liabilities</b>				
Financial liabilities				
Trade payables	10	5,750	5,725	5,618
Other current liabilities	11	16,22,91,728	15,87,38,436	15,88,73,436
<b>Total liabilities</b>		<b>16,22,97,478</b>	<b>15,87,44,161</b>	<b>15,88,79,054</b>
<b>Total Equity and Liabilities</b>		<b>16,19,99,328</b>	<b>15,84,53,133</b>	<b>15,84,59,059</b>
Summary of significant accounting policies	3			

The accompanying notes are an integral part of the financial statements.

As per our report of even date

For MNV & CO.  
Firm Reg. No.: 023682N  
Chartered Accountants

Vikram Suri  
Partner  
Membership No.: 505887

Place : New Delhi

Date : 24 MAY 2017

For and on behalf of the Board of Directors of  
**RUDRAKSHA REALTORS PRIVATE LIMITED**

Narendra Vashisht  
Director  
DIN- 06713906

Sunil Kumar Trar  
Director  
DIN- 03450022

NEW DELHI  
24 MAY 2017

NEW DELHI  
24 MAY 2017

**RUDRAKSHA REALTORS PRIVATE LIMITED**  
**STATEMENT OF PROFIT AND LOSS FOR THE YEAR ENDED 31 MARCH 2017**  
(Amount in Rupees, unless otherwise stated)

Particulars	Notes	31 March 2017	31 March 2016
Other Income	12	-	1,36,783
<b>Total Income (I)</b>		<b>-</b>	<b>1,36,783</b>
<b>EXPENSES</b>			
Other expenses	13	7,007	7,447
Finance costs	14	115	369
<b>Total Expenses (II)</b>		<b>7,122</b>	<b>7,816</b>
<b>Profit/(Loss) before tax from operations (I-II)</b>		<b>(7,122)</b>	<b>1,28,967</b>
<b>Tax expense:</b>			
Current tax		-	-
<b>Profit/(Loss) for the year from operations</b>		<b>(7,122)</b>	<b>1,28,967</b>
Other comprehensive income		-	-
<b>Total other comprehensive income for the year, net of tax</b>		<b>-</b>	<b>-</b>
<b>Total comprehensive income/(loss) for the year, net of tax</b>		<b>(7,122)</b>	<b>1,28,967</b>
Earnings per equity share (computed on the basis of profit/(loss) for the year):	15		
(1) Basic		(0.71)	12.90
(2) Diluted		(0.71)	12.90
Summary of significant accounting policies	3		

The accompanying notes are an integral part of the financial statements.

As per our report of even date

For MNV & CO.  
Firm Reg. No.: 023682N  
Chartered Accountants

Vikram Suri  
Partner  
Membership No.: 505887

Place : New Delhi  
Date : 24 MAY 2017

For and on behalf of the Board of Directors of  
**RUDRAKSHA REALTORS PRIVATE LIMITED**

Narendra Vashisht  
Director  
DIN- 06713906

NEW DELHI  
24 MAY 2017

Sunil Kumar Trar  
Director  
DIN- 03450022

NEW DELHI  
24 MAY 2017



**SACRED ESTATES PRIVATE LIMITED**  
**BALANCE SHEET AS AT 31 MARCH 2017**  
(Amount in Rupees, unless otherwise stated)

	Notes	As at 31 March 2017	As at 31 March 2016	As at 1 April 2015
<b>ASSETS</b>				
<b>Current assets</b>				
Financial assets				
Cash and cash equivalents	4	18,279	31,867	15,101
Other current assets	5	-	-	-
<b>Total Assets</b>		<b>18,279</b>	<b>31,867</b>	<b>15,101</b>
<b>EQUITY AND LIABILITIES</b>				
<b>Equity</b>				
Equity share capital	6	1,00,000	1,00,000	1,00,000
Other equity	7	-	-	-
Retained Earnings		(87,471)	(79,558)	(3,83,192)
<b>Total equity</b>		<b>12,529</b>	<b>20,442</b>	<b>(2,83,192)</b>
<b>LIABILITIES</b>				
<b>Current liabilities</b>				
Financial liabilities				
Trade payables	8	5,750	11,425	11,236
Other current liabilities	9	-	-	2,87,057
<b>Total liabilities</b>		<b>5,750</b>	<b>11,425</b>	<b>2,98,293</b>
<b>Total Equity and Liabilities</b>		<b>18,279</b>	<b>31,867</b>	<b>15,101</b>
Summary of significant accounting policies	3			

The accompanying notes are an integral part of the financial statements.

As per our report of even date

For Rajeev & Ajay  
Firm registration No : 009977N  
Chartered Accountants

Ajay Sachdeva  
Partner  
Membership No. : 084302

For and on behalf of the Board of Directors of  
SACRED ESTATES PRIVATE LIMITED

Bhupinder Rajjaswant Singh  
Director  
DIN-06583432

Amit Dhall  
Director  
DIN- 07257270

Place : New Delhi  
Date : 24 MAY 2017

**SACRED ESTATES PRIVATE LIMITED**  
**STATEMENT OF PROFIT AND LOSS FOR THE YEAR ENDED 31 MARCH 2017**  
(Amount in Rupees, unless otherwise stated)

Particulars	Notes	31 March 2017	31 March 2016
Other Income	10	-	3,12,311
<b>Total Income (I)</b>		-	<b>3,12,311</b>
<b>EXPENSES</b>			
Other expenses	11	7,827	8,677
Finance costs	12	86	-
<b>Total Expenses (II)</b>		<b>7,913</b>	<b>8,677</b>
<b>Profit/(Loss) before tax from continuing operations (I-II)</b>		<b>(7,913)</b>	<b>3,03,634</b>
<b>Tax expense:</b>			
Current Tax		-	-
<b>Profit/(Loss) for the year from continuing operations</b>		<b>(7,913)</b>	<b>3,03,634</b>
<b>Other Comprehensive Income</b>		-	-
<b>Total other comprehensive income for the year, net of tax</b>		-	-
<b>Total comprehensive income/(loss) for the year, net of tax</b>		<b>(7,913)</b>	<b>3,03,634</b>
Earnings per equity share (computed on the basis of profit/(loss) for the year):	13		
(1) Basic		(0.79)	30.36
(2) Diluted		(0.79)	30.36

Summary of significant accounting policies

3

The accompanying notes are an integral part of the financial statements.

As per our report of even date

For Rajeev & Ajay  
Firm registration No : 009977N  
Chartered Accountants

Ajay Sachdeva  
Partner  
Membership No. : 084302

For and on behalf of the Board of Directors of  
SACRED ESTATES PRIVATE LIMITED

Blasinder Rajaswant Singh  
Director  
DIN-06883432

Amit Dhall  
Director  
DIN- 07257270

Place : New Delhi  
Date : 24 MAY 2017

**SAMBHAVEE PROJECTS PRIVATE LIMITED**  
**BALANCE SHEET AS AT 31 MARCH 2017**  
(Amount in Rupees, unless otherwise stated)

	Notes	As at 31 March 2017	As at 31 March 2016	As at 1 April 2015
<b>ASSETS</b>				
<b>Current assets</b>				
Inventories	4	15,10,69,460	15,10,69,460	15,10,69,460
Financial assets				
Cash and cash equivalents	5	3,915	11,830	5,356
<b>Total Assets</b>		<b>15,10,73,375</b>	<b>15,10,81,290</b>	<b>15,10,74,816</b>
<b>EQUITY AND LIABILITIES</b>				
<b>Equity</b>				
Equity share capital	6	10,00,000	10,00,000	10,00,000
Other equity	7			
Retained earnings		(3,50,017)	(3,42,077)	(3,33,444)
<b>Total equity</b>		<b>6,49,983</b>	<b>6,57,923</b>	<b>6,66,556</b>
<b>LIABILITIES</b>				
<b>Current liabilities</b>				
Financial liabilities				
Trade payables	8	5,750	5,725	5,618
Other current liabilities	9	15,04,17,642	15,04,17,642	15,04,02,642
<b>Total liabilities</b>		<b>15,04,23,392</b>	<b>15,04,23,367</b>	<b>15,04,08,260</b>
<b>Total Equity and Liabilities</b>		<b>15,10,73,375</b>	<b>15,10,81,290</b>	<b>15,10,74,816</b>
Summary of significant accounting policies	3			

The accompanying notes are an integral part of the financial statements.

As per our report of even date

For MNV & CO.  
Firm Reg. No.: 023682N  
Chartered Accountants

Vikram Suri  
Partner  
Membership No.: 505887

Place : New Delhi

Date : 24<sup>th</sup> May 2017

For and on behalf of the Board of Directors of  
**SAMBHAVEE PROJECTS PRIVATE LIMITED**



Narendra Vashisht  
Director  
DIN- 06713906



Bipin Kumar Mishra  
Director  
DIN- 06573752



**SAMBHAVEE PROJECTS PRIVATE LIMITED**  
**STATEMENT OF PROFIT AND LOSS FOR THE YEAR ENDED 31 MARCH 2017**  
(Amount in Rupees, unless otherwise stated)

Particulars	Notes	31 March 2017	31 March 2016
<b>Total Income (I)</b>		-	-
<b>EXPENSES</b>			
Other expenses	10	7,825	7,960
Finance costs	11	115	673
<b>Total Expenses (II)</b>		7,940	8,633
<b>Profit/(Loss) before tax from operations (I-II)</b>		(7,940)	(8,633)
<b>Tax expense:</b>			
Current tax		-	-
<b>Profit/(Loss) for the year from operations</b>		(7,940)	(8,633)
Other comprehensive income		-	-
<b>Total other comprehensive income for the year, net of tax</b>		-	-
<b>Total comprehensive income/(loss) for the year, net of tax</b>		(7,940)	(8,633)
Earnings per equity share (computed on the basis of profit/(loss) for the year):	12		
(1) Basic		(0.08)	(0.09)
(2) Diluted		(0.08)	(0.09)

Summary of significant accounting policies

3

The accompanying notes are an integral part of the financial statements.

As per our report of even date

For MNV & CO.  
Firm Reg. No.: 023682N  
Chartered Accountants

Vikrant Suri  
Partner  
Membership No.: 505887



For and on behalf of the Board of Directors of  
**SAMBHAVEE PROJECTS PRIVATE LIMITED**

*(Signature of Narendra Vashist)* *(Signature of Bipin Kumar Mishra)*

Narendra Vashist  
Director  
DIN- 06713906

Bipin Kumar Mishra  
Director  
DIN- 06573752

Place : New Delhi

Date : 24<sup>th</sup> May 2017

**SANDESH BUILDCON PRIVATE LIMITED**  
**BALANCE SHEET AS AT 31 MARCH 2017**  
(Amount in Rupees, unless otherwise stated)

	Notes	As at 31 March 2017	As at 31 March 2016	As at 1 April 2015
<b>ASSETS</b>				
<b>Current assets</b>				
Inventories	4	35,22,09,414	40,82,11,013	40,82,11,013
Financial assets				
Cash and cash equivalents	5	4,133	3,794	9,138
Other financial assets	6	18,73,56,461	-	-
Other current assets	7	30,20,886	-	-
<b>Total Assets</b>		<b>54,25,90,894</b>	<b>40,82,14,807</b>	<b>40,82,20,151</b>
<b>EQUITY AND LIABILITIES</b>				
<b>Equity</b>				
Equity share capital	8	10,00,000	10,00,000	10,00,000
Other equity	9			
Retained Earnings		(5,81,987)	(5,71,509)	(7,61,058)
<b>Total equity</b>		<b>4,18,013</b>	<b>4,28,491</b>	<b>2,38,942</b>
<b>LIABILITIES</b>				
<b>Current liabilities</b>				
Financial liabilities				
Trade payables	10	5,750	5,725	5,618
Other current liabilities	11	54,21,67,131	40,77,80,591	40,79,75,591
<b>Total liabilities</b>		<b>54,21,72,881</b>	<b>40,77,86,316</b>	<b>40,79,81,209</b>
<b>Total Equity and Liabilities</b>		<b>54,25,90,894</b>	<b>40,82,14,807</b>	<b>40,82,20,151</b>

Summary of significant accounting policies 3

The accompanying notes are an integral part of the financial statements.

As per our report of even date

For MNV & CO.  
Firm Reg. No.: 023682N  
Chartered Accountants

Vikram Suri  
Partner  
Membership No.: 505887



For and on behalf of the Board of Directors of  
**SANDESH BUILDCON PRIVATE LIMITED**

*(Signature)*

Narendra Vashisht  
Director  
DIN- 06713906

*(Signature)*  
NEW DELHI  
24 MAY 2017

*(Signature)*  
Arif Mohamad  
Director  
DIN- 07119219

NEW DELHI  
24 MAY 2017

Place : New Delhi  
Date: 24 MAY 2017

**SANDESH BUILDCON PRIVATE LIMITED**  
**STATEMENT OF PROFIT AND LOSS FOR THE YEAR ENDED 31 MARCH 2017**  
(Amount in Rupees, unless otherwise stated)

Particulars	Notes	31 March 2017	31 March 2016
Other Income	12	-	1,99,217
<b>Total Income (I)</b>		<b>-</b>	<b>1,99,217</b>
<b>EXPENSES</b>			
Other expenses	13	8,235	9,599
Finance costs	14	2,243	69
<b>Total Expenses (II)</b>		<b>10,478</b>	<b>9,668</b>
<b>Profit/(Loss) before tax from operations (I-II)</b>		<b>(10,478)</b>	<b>1,89,549</b>
<b>Tax expense:</b>			
Current Tax		-	-
<b>Profit/(Loss) for the year from operations</b>		<b>(10,478)</b>	<b>1,89,549</b>
<b>Other Comprehensive Income</b>		<b>-</b>	<b>-</b>
<b>Total other comprehensive income for the year, net of tax</b>		<b>-</b>	<b>-</b>
<b>Total comprehensive income/(loss) for the year, net of tax</b>		<b>(10,478)</b>	<b>1,89,549</b>
Earnings per equity share (computed on the basis of profit/(loss) for the year):	15		
(1) Basic		(0.10)	1.90
(2) Diluted		(0.10)	1.90
<b>Summary of significant accounting policies</b>	<b>3</b>		

The accompanying notes are an integral part of the financial statements.

As per our report of even date

For MNV & CO.  
Firm Reg. No.: 023682N  
Chartered Accountants

Vikramt Suri  
Partner  
Membership No.: 505887



For and on behalf of the Board of Directors of  
**SANDESH BUILDCON PRIVATE LIMITED**

*(Signature)*

Narendra Vashisht,  
Director  
DIN- 06713906

*(Signature)*

Arif Mohamad  
Director  
DIN- 07119219

NEW DELHI  
24 MAY 2017

NEW DELHI  
24 MAY 2017

Place : New Delhi

Date : 24 MAY 2017



**SANKALP BUILDTECH PRIVATE LIMITED**  
**BALANCE SHEET AS AT 31 MARCH 2017**  
(Amount in Rupees, unless otherwise stated)

	Notes	As at 31 March 2017	As at 31 March 2016	As at 1 April 2015
<b>ASSETS</b>				
Current assets				
Inventories	4	17,401,600	17,401,600	17,401,600
Financial assets				
Cash and cash equivalents	5	12,193	6,006	13,346
Other current assets	6	4,810	4,810	4,810
		<u>17,418,603</u>	<u>17,412,416</u>	<u>17,419,756</u>
<b>Total Assets</b>		<u>17,418,603</u>	<u>17,412,416</u>	<u>17,419,756</u>
<b>EQUITY AND LIABILITIES</b>				
Equity				
Equity share capital	7	100,000	100,000	100,000
Other equity	8			
Retained Earnings		(131,795)	(123,957)	(116,510)
Total equity		<u>(31,795)</u>	<u>(23,957)</u>	<u>(16,510)</u>
<b>LIABILITIES</b>				
Current liabilities				
Financial liabilities				
Trade payables	9	5,750	5,725	5,618
Other current liabilities	10	17,444,648	17,430,648	17,430,648
Total liabilities		<u>17,450,398</u>	<u>17,436,373</u>	<u>17,436,266</u>
<b>Total Equity and Liabilities</b>		<u>17,418,603</u>	<u>17,412,416</u>	<u>17,419,756</u>
Summary of significant accounting policies	3			

The accompanying notes are an integral part of the financial statements.

As per our report of even date

For Sanjay Rastogi & Associates  
Firm registration No : 014056N  
Chartered Accountants

CA Sanjay Rastogi  
Prup  
Membership No. : 075033

Place : New Delhi  
Date : 24 MAY 2017



For and on behalf of the Board of Directors of  
**SANKALP BUILDTECH PRIVATE LIMITED**

Narendra Vashisht  
Director  
DIN-06713906

Rajnish Bhardwaj  
Director  
DIN-02220240

**SANKALP BUILDTECH PRIVATE LIMITED**  
**STATEMENT OF PROFIT AND LOSS FOR THE YEAR ENDED 31 MARCH 2017**  
(Amount in Rupees, unless otherwise stated)

Particulars	Notes	31 March 2017	31 March 2016
<b>Continuing operations</b>			
Total Income (I)		-	-
<b>EXPENSES</b>			
Other expenses	11	7,723	7,447
Finance costs	12	115	-
Total Expenses (II)		7,838	7,447
Loss before tax from continuing operations (I-II)		(7,838)	(7,447)
Tax expense:			
Current Tax		-	-
Loss for the year from continuing operations		(7,838)	(7,447)
<b>Other comprehensive income</b>		-	-
Total other comprehensive income for the year, net of tax		-	-
Total comprehensive loss for the year, net of tax		(7,838)	(7,447)
Earnings per equity share (computed on the basis of loss for the year):	13		
(1) Basic		(0.78)	(0.74)
(2) Diluted		(0.78)	(0.74)

Summary of significant accounting policies

The accompanying notes are an integral part of the financial statements.

As per our report of even date

For Sanjay Rastogi & Associates  
Firm registration No : 014056N  
Chartered Accountants

CA Sanjay Rastogi  
Prop.  
Membership No. : 075033



For and on behalf of the Board of Directors of  
**SANKALP BUILDTECH PRIVATE LIMITED**

Narendra Vashisht  
Director  
DIN-06713906

Rajnish Bhardwaj  
Director  
DIN-02220240

Place : New Delhi

Date : 24 MAY 2017

**SANKALP PROMOTERS PRIVATE LIMITED**  
**STANDALONE BALANCE SHEET AS AT 31 MARCH 2017**  
(Amount in Rupees, unless otherwise stated)

	Notes	As at 31 March 2017	As at 31 March 2016	As at 1 April 2015
<b>ASSETS</b>				
<b>Non-current assets</b>				
Financial Assets				
Investments	4	1,00,000	1,00,000	1,00,000
		<u>1,00,000</u>	<u>1,00,000</u>	<u>1,00,000</u>
<b>Current assets</b>				
Inventories	5	4,44,58,479	4,44,58,479	4,44,58,479
Financial assets				
Cash and cash equivalents	6	26,274	5,77,096	22,899
Other bank balances	7	5,30,497	4,96,661	4,96,661
Other financial assets	8	1,44,63,343	2,89,19,209	4,86,16,438
Other current assets	9	1,72,355	1,74,583	7,18,297
		<u>5,96,50,948</u>	<u>7,46,26,028</u>	<u>9,43,12,774</u>
<b>Total Assets</b>		<u><b>5,97,50,948</b></u>	<u><b>7,47,26,028</b></u>	<u><b>9,44,12,774</b></u>
<b>EQUITY AND LIABILITIES</b>				
<b>Equity</b>				
Equity share capital	10	1,00,000	1,00,000	1,00,000
Other equity	11			
Retained Earnings		(5,42,540)	(5,73,595)	(5,52,939)
<b>Total equity</b>		<u><b>(4,42,540)</b></u>	<u><b>(4,73,595)</b></u>	<u><b>(4,52,939)</b></u>
<b>LIABILITIES</b>				
<b>Current liabilities</b>				
Financial liabilities				
Trade payables	12	11,500	60,950	5,618
Other current liabilities	13	6,01,66,948	7,51,38,673	9,48,60,095
Provisions	14	15,040	-	-
<b>Total liabilities</b>		<u><b>6,01,93,488</b></u>	<u><b>7,51,99,623</b></u>	<u><b>9,48,65,713</b></u>
<b>Total Equity and Liabilities</b>		<u><b>5,97,50,948</b></u>	<u><b>7,47,26,028</b></u>	<u><b>9,44,12,774</b></u>

Summary of significant accounting policies 3

The accompanying notes are an integral part of the financial statements.

As per our report of even date

For MNV & CO.  
Firm Reg. No.: 013682N  
Chartered Accountants

Vikram Singh  
Partner  
Membership No.: 505887



For and on behalf of the Board of Directors of  
**SANKALP PROMOTERS PRIVATE LIMITED**

Jasbinder Singh Jaswal  
Director  
DIN- 07109050

Anindya Garai  
Director  
DIN- 02046818

Place : New Delhi

Date : 24<sup>th</sup> May 2017



**SANKALP PROMOTERS PRIVATE LIMITED**  
**STANDALONE STATEMENT OF PROFIT AND LOSS FOR THE YEAR ENDED 31 MARCH 2017**  
(Amount in Rupees, unless otherwise stated)

Particulars	Notes	31 March 2017	31 March 2016
Other Income	15	52,480	72,711
<b>Total Income (I)</b>		<b>52,480</b>	<b>72,711</b>
<b>EXPENSES</b>			
Other expenses	16	7,439	88,773
Finance costs	17	86	4,594
<b>Total Expenses (II)</b>		<b>7,525</b>	<b>93,367</b>
<b>Profit/(Loss) before tax from operations (I-II)</b>		<b>44,955</b>	<b>(20,656)</b>
<b>Tax expense:</b>			
Current Tax		13,900	-
<b>Profit/(Loss) for the year from operations</b>		<b>31,055</b>	<b>(20,656)</b>
<b>Other Comprehensive Income</b>		-	-
<b>Total other comprehensive income for the year, net of tax</b>		-	-
<b>Total comprehensive income/(loss) for the year, net of tax</b>		<b>31,055</b>	<b>(20,656)</b>
Earnings per equity share (computed on the basis of profit/(loss) for the year):	18		
(1) Basic		3.11	(2.07)
(2) Diluted		3.11	(2.07)

Summary of significant accounting policies

3

The accompanying notes are an integral part of the financial statements.

As per our report of even date

For MNV & CO.

Firm Reg. No. 023682N

Chartered Accountants

Vikram Suri  
Partner

Membership No.: 505887



For and on behalf of the Board of Directors of  
**SANKALP PROMOTERS PRIVATE LIMITED**

Jasbinder Singh Jaswal  
Director  
DIN- 07109050

Anindya Garai  
Director  
DIN- 02046818

Place : New Delhi

Date : 24<sup>th</sup> May 2017

**SANSKAR BUILDCON PRIVATE LIMITED**  
**BALANCE SHEET AS AT 31 MARCH 2017**  
(Amount in Rupees, unless otherwise stated)

	Notes	As at 31 March 2017	As at 31 March 2016	As at 1 April 2015
<b>ASSETS</b>				
<b>Current assets</b>				
Financial assets				
Cash and cash equivalents	4	32,540	21,524	7,592
Other financial assets	5	2,62,18,158	2,62,18,158	4,05,85,210
Other current assets	6	1,96,271	6,04,961	6,94,848
<b>Total Assets</b>		<b>2,64,46,969</b>	<b>2,68,44,643</b>	<b>4,12,87,650</b>
<b>EQUITY AND LIABILITIES</b>				
<b>Equity</b>				
Equity share capital	7	1,00,000	1,00,000	1,00,000
Other equity	8			
Retained Earnings		20,84,016	20,90,448	19,43,090
<b>Total equity</b>		<b>21,84,016</b>	<b>21,90,448</b>	<b>20,43,090</b>
<b>LIABILITIES</b>				
<b>Current liabilities</b>				
Financial liabilities				
Trade payables	9	1,38,17,642	1,64,89,042	2,12,90,951
Other current liabilities	10	1,04,45,311	81,65,153	1,79,53,609
<b>Total liabilities</b>		<b>2,42,62,953</b>	<b>2,46,54,195</b>	<b>3,92,44,560</b>
<b>Total Equity and Liabilities</b>		<b>2,64,46,969</b>	<b>2,68,44,643</b>	<b>4,12,87,650</b>

Summary of significant accounting policies 3

The accompanying notes are an integral part of the financial statements.

As per our report of even date

For MNV & CO.  
Firm Reg. No.: 023682N  
Chartered Accountants

Vikrant Suri  
Partner  
Membership No.: 505887



Place : New Delhi  
Date :

124 MAY 2017

For and on behalf of the Board of Directors of  
SANSKAR BUILDCON PRIVATE LIMITED

Rajnish Dharwadaj  
Director  
DIN- 02220240

Arif Mohamad  
Director  
DIN- 07119219

New Delhi  
124 MAY 2017

New Delhi  
124 MAY 2017

**SANSKAR BUILDCON PRIVATE LIMITED**  
**STATEMENT OF PROFIT AND LOSS FOR THE YEAR ENDED 31 MARCH 2017**  
(Amount in Rupees, unless otherwise stated)

Particulars	Notes	31 March 2017	31 March 2016
Other Income	11	658	1,68,016
<b>Total Income (I)</b>		<b>658</b>	<b>1,68,016</b>
<b>EXPENSES</b>			
Other expenses	12	7,004	20,589
Finance costs	13	86	69
<b>Total Expenses (II)</b>		<b>7,090</b>	<b>20,658</b>
<b>Profit/(Loss) before tax from operations (I-II)</b>		<b>(6,432)</b>	<b>1,47,358</b>
<b>Tax expense:</b>			
Current Tax		-	-
<b>Profit/(Loss) for the year from operations</b>		<b>(6,432)</b>	<b>1,47,358</b>
<b>Other Comprehensive Income</b>		-	-
<b>Total other comprehensive income for the year, net of tax</b>		-	-
<b>Total comprehensive income/(loss) for the year, net of tax</b>		<b>(6,432)</b>	<b>1,47,358</b>
Earnings per equity share (computed on the basis of profit/(loss) for the year):	14		
(1) Basic		(0.64)	14.74
(2) Diluted		(0.64)	14.74
Summary of significant accounting policies	3		

The accompanying notes are an integral part of the financial statements.

As per our report of even date

For MNV & CO.  
Firm Reg. No: 023682N  
Chartered Accountants

Vikram Suri  
Partner  
Membership No.: 505887



Place : New Delhi  
Date : 12.4.MAY.2017

For and on behalf of the Board of Directors of  
**SANSKAR BUILDCON PRIVATE LIMITED**

Rajnish Bhardwaj  
Director  
DIN- 02220240

Arif Mohammad  
Director  
DIN- 07119219

New Delhi  
24 MAY 2017

New Delhi  
24 MAY 2017



**SANSKAR BUILDWELL PRIVATE LIMITED**  
**BALANCE SHEET AS AT 31 MARCH 2017**  
(Amount in Rupees, unless otherwise stated)

	Notes	As at 31 March 2017	As at 31 March 2016	As at 1 April 2015
<b>ASSETS</b>				
<b>Current assets</b>				
Inventories	4	-	-	83,59,962
Financial assets				
Cash and cash equivalents	5	20,032	25,853	15,636
Other current assets	6	-	-	1,64,945
<b>Total Assets</b>		<b>20,032</b>	<b>25,853</b>	<b>85,40,543</b>
<b>EQUITY AND LIABILITIES</b>				
<b>Equity</b>				
Equity share capital	7	1,00,000	1,00,000	1,00,000
Other equity	8			
Retained Earnings		(2,04,484)	(1,93,943)	(2,31,043)
<b>Total equity</b>		<b>(1,04,484)</b>	<b>(93,943)</b>	<b>(1,31,043)</b>
<b>LIABILITIES</b>				
<b>Current liabilities</b>				
Financial liabilities				
Trade payables	9	14,900	11,425	5,618
Other current liabilities	10	1,09,616	99,638	86,65,968
Provisions	11	-	8,733	-
<b>Total liabilities</b>		<b>1,24,516</b>	<b>1,19,796</b>	<b>86,71,586</b>
<b>Total Equity and Liabilities</b>		<b>20,032</b>	<b>25,853</b>	<b>85,40,543</b>

Summary of significant accounting policies 3

The accompanying notes are an integral part of the financial statements.

As per our report of even date

For MNV & CO.  
Firm Reg. No.: 023682N  
Chartered Accountants

Vikram Suri  
Partner  
Membership No.: 505887



For and on behalf of the Board of Directors of  
**SANSKAR BUILDWELL PRIVATE LIMITED**

Ramesh Khulbe  
Director  
DIN- 07109071

Satish Kumar Goyal  
Director  
DIN- 06520570

Place : New Delhi

Date : 24 May 2017

**SANSKAR BUILDWELL PRIVATE LIMITED**  
**STATEMENT OF PROFIT AND LOSS FOR THE YEAR ENDED 31 MARCH 2017**  
(Amount in Rupees, unless otherwise stated)

Particulars	Notes	31 March 2017	31 March 2016
Revenue From Operations	12	-	52,768
<b>Total Income (I)</b>		-	<b>52,768</b>
<b>EXPENSES</b>			
Other expenses	13	10,455	6,935
Finance costs	14	86	-
<b>Total Expenses (II)</b>		<b>10,541</b>	<b>6,935</b>
<b>Profit/(Loss) before tax from operations (I-II)</b>		<b>(10,541)</b>	<b>45,833</b>
<b>Tax expense:</b>			
Current Tax		-	8,733
<b>Profit/(Loss) for the year from operations</b>		<b>(10,541)</b>	<b>37,100</b>
<b>Other Comprehensive Income</b>		-	-
<b>Total other comprehensive income for the year, net of tax</b>		-	-
<b>Total comprehensive income/(loss) for the year, net of tax</b>		<b>(10,541)</b>	<b>37,100</b>
Earnings per equity share (computed on the basis of profit/(loss) for the year):	15		
(1) Basic		(1.05)	3.71
(2) Diluted		(1.05)	3.71
<b>Summary of significant accounting policies</b>	3		

The accompanying notes are an integral part of the financial statements.

As per our report of even date

For MNV & CO.  
Firm Reg. No.: 023682N  
Chartered Accountants

Vikram Suri  
Partner  
Membership No.: 505887



Place : New Delhi

Date : 24 May 2017

For and on behalf of the Board of Directors of  
**SANSKAR BUILDWELL PRIVATE LIMITED**

Ramesh Khulbe  
Director  
DIN- 07109071

Satish Kumar Goyal  
Director  
DIN- 06520570

**SANYUKTA PROMOTORS PRIVATE LIMITED**  
**STANDALONE BALANCE SHEET AS AT 31 MARCH 2017**  
(Amount in Rupees, unless otherwise stated)

	Notes	As at 31 March 2017	As at 31 March 2016	As at 1 April 2015
<b>ASSETS</b>				
<b>Non-current assets</b>				
Financial Assets				
Investments	4	6,01,00,010	6,01,00,010	6,01,00,010
		6,01,00,010	6,01,00,010	6,01,00,010
<b>Current assets</b>				
Financial assets				
Cash and cash equivalents	5	1,819	10,374	19,215
		1,819	10,374	19,215
		6,01,01,829	6,01,10,384	6,01,19,225
<b>Total Assets</b>				
<b>EQUITY AND LIABILITIES</b>				
<b>Equity</b>				
Equity share capital	6	10,00,000	10,00,000	10,00,000
Other equity	7			
Retained Earnings		(2,21,630)	(2,13,000)	(1,92,626)
Total equity		7,78,370	7,87,000	8,07,374
<b>LIABILITIES</b>				
<b>Current liabilities</b>				
Financial liabilities				
Trade payables	8	17,225	17,150	5,618
Other current liabilities	9	5,93,06,233	5,93,06,233	5,93,06,233
Total liabilities		5,93,23,458	5,93,23,383	5,93,11,851
		6,01,01,829	6,01,10,384	6,01,19,225
<b>Total Equity and Liabilities</b>				
<b>Summary of significant accounting policies</b>	3			

The accompanying notes are an integral part of the financial statements.

As per our report of even date

For Rajeev & Ajay  
Firm registration No : 009977N  
Chartered Accountants

Ajay Sachdeva  
Partner  
Membership No. : 084302

Place : New Delhi  
Date :

24 MAY 2017

For and on behalf of the Board of Directors of  
**SANYUKTA PROMOTORS PRIVATE LIMITED**

Rajnish Bhardwaj  
Director  
DIN-02220240

Arif Mollamad  
Director  
DIN- 07119219



**SANYUKTA PROMOTORS PRIVATE LIMITED**  
**STANDALONE STATEMENT OF PROFIT AND LOSS FOR THE YEAR ENDED 31 MARCH 2017**  
(Amount in Rupees, unless otherwise stated)

Particulars	Notes	31 March 2017	31 March 2016
<b>Total Income (I)</b>		-	-
<b>EXPENSES</b>			
Other expenses	10	7,825	20,307
Finance costs	11	805	66
<b>Total Expenses (II)</b>		8,630	20,373
<b>Profit/(Loss) before tax from continuing operations (I-II)</b>		(8,630)	(20,373)
<b>Tax expense:</b>			
Current Tax		-	-
<b>Profit/(Loss) for the year from continuing operations</b>		(8,630)	(20,373)
<b>Other Comprehensive Income</b>		-	-
<b>Total other comprehensive income for the year, net of tax</b>		-	-
<b>Total comprehensive income/(loss) for the year, net of tax</b>		(8,630)	(20,373)
<b>Earnings per equity share (computed on the basis of profit/(loss) for the year):</b>	12		
(1) Basic		(0.09)	(0.20)
(2) Diluted		(0.09)	(0.20)

Summary of significant accounting policies 3

The accompanying notes are an integral part of the financial statements.

As per our report of even date

For Rajeev & Ajay  
Firm registration No : 009977N  
Chartered Accountants

Ajay Sachdeva  
Partner  
Membership No. : 084302

For and on behalf of the Board of Directors of  
SANYUKTA PROMOTORS PRIVATE LIMITED

Rajnish Bhardwaj  
Director  
DIN-02220240

Arif Mohamad  
Director  
DIN- 07119219

Place : New Delhi

Date : 24 MAY 2017

**SAPPHIRE & SANDS PRIVATE LIMITED**  
(Incorporated in the Republic of Singapore)

**STATEMENT OF FINANCIAL POSITION**  
**AS AT 31 MARCH 2017**

	<u>Note</u>	<u>2017</u> USD	<u>2016</u> USD
<b>ASSETS</b>			
<b>Non-current assets</b>			
Interest in subsidiary	5	1	1
<b>Current assets</b>			
Projects work-in-progress	6	13,731,567	13,731,567
Other receivables	7	7	4,575
Amount receivable from a related party	7	5,616,100	5,616,100
Amount receivable from a subsidiary	7	97,998	91,796
Cash and cash equivalents	8	28,799	39,561
		19,474,471	19,483,599
<b>Total assets</b>		<b><u>19,474,472</u></b>	<b><u>19,483,600</u></b>
<b>EQUITY AND LIABILITIES</b>			
<b>Capital and reserves</b>			
Share capital	9	1	1
Retained earnings		(151,516)	(144,934)
<b>Total equity</b>		<b>(151,515)</b>	<b>(144,933)</b>
<b>Non-current liabilities</b>			
Amount payable to holding company	10	19,622,376	19,622,376
<b>Current liabilities</b>			
Other payables	10	3,611	6,157
<b>Total liabilities</b>		<b><u>19,625,987</u></b>	<b><u>19,628,533</u></b>
<b>Total equity and liabilities</b>		<b><u>19,474,472</u></b>	<b><u>19,483,600</u></b>

The accompanying notes form an integral part of the unaudited financial statements.

**SAPPHIRE & SANDS PRIVATE LIMITED**  
(Incorporated in the Republic of Singapore)

**STATEMENT OF PROFIT OR LOSS AND OTHER COMPREHENSIVE INCOME**  
**FOR THE YEAR ENDED 31 MARCH 2017**

	<u>Note</u>	<u>2017</u> USD	<u>2016</u> USD
<b>Revenue</b>	11	-	-
Other income	11	46	-
		46	-
Costs and expenses			
Director's fee		1,830	1,874
Other expenses	12	4,798	7,934
		(6,628)	(9,808)
<b>Loss before tax</b>	13	(6,582)	(9,808)
Income tax expense	14	-	-
<b>LOSS FOR THE YEAR</b>		(6,582)	(9,808)
<b>Other comprehensive income</b>		-	-
Other comprehensive income for the year, net of tax		-	-
<b>TOTAL COMPREHENSIVE LOSS FOR THE YEAR</b>		(6,582)	(9,808)

The accompanying notes form an integral part of the unaudited financial statements.



**SARVODAYA BUILDCON PRIVATE LIMITED**  
**BALANCE SHEET AS AT 31 MARCH 2017**  
(Amount in Rupees, unless otherwise stated)

	Notes	As at 31 March 2017	As at 31 March 2016	As at 1 April 2015
<b>ASSETS</b>				
<b>Current assets</b>				
Inventories	4	6,31,74,038	6,31,74,038	6,31,74,038
Financial assets				
Cash and cash equivalents	5	11,192	4,707	86,806
Other financial assets	6	-	-	10,25,132
Other current assets	7	-	-	1,80,806
<b>Total Assets</b>		<b>6,31,85,230</b>	<b>6,31,78,745</b>	<b>6,44,66,782</b>
<b>EQUITY AND LIABILITIES</b>				
<b>Equity</b>				
Equity share capital	8	1,00,000	1,00,000	1,00,000
Other equity	9			
Retained Earnings		56,07,146	56,15,686	54,49,500
<b>Total equity</b>		<b>57,07,146</b>	<b>57,15,686</b>	<b>55,49,500</b>
<b>LIABILITIES</b>				
<b>Current liabilities</b>				
Financial liabilities				
Trade payables	10	11,64,628	11,64,603	11,64,496
Other current liabilities	11	5,63,13,456	5,62,98,456	5,77,52,786
<b>Total liabilities</b>		<b>5,74,78,084</b>	<b>5,74,63,059</b>	<b>5,89,17,282</b>
<b>Total Equity and Liabilities</b>		<b>6,31,85,230</b>	<b>6,31,78,745</b>	<b>6,44,66,782</b>

Summary of significant accounting policies 3

The accompanying notes are an integral part of the financial statements.

As per our report of even date

For MNV & CO.  
Firm Reg. No.: 023682N  
Chartered Accountants

Vikram Surti  
Partner  
Membership No.: 505887



Place : New Delhi

Date : 24<sup>th</sup> May 2017

For and on behalf of the Board of Directors of  
SARVODAYA BUILDCON PRIVATE LIMITED

Jasbinder Singh Jaswal  
Director  
DIN- 07109050

Braj Kishore Sharma  
Director  
DIN- 06545291

**SARVODAYA BUILDCON PRIVATE LIMITED**  
**STATEMENT OF PROFIT AND LOSS FOR THE YEAR ENDED 31 MARCH 2017**  
(Amount in Rupees, unless otherwise stated)

Particulars	Notes	31 March 2017	31 March 2016
Other Income	12	-	1,86,402
<b>Total Income (I)</b>		<b>-</b>	<b>1,86,402</b>
<b>EXPENSES</b>			
Other expenses	13	8,235	18,949
Finance costs	14	305	1,266
<b>Total Expenses (II)</b>		<b>8,540</b>	<b>20,215</b>
<b>Profit/(Loss) before tax from operations (I-II)</b>		<b>(8,540)</b>	<b>1,66,187</b>
<b>Tax expense:</b>			
Current Tax		-	-
<b>Profit/(Loss) for the year from operations</b>		<b>(8,540)</b>	<b>1,66,187</b>
<b>Other Comprehensive Income</b>		<b>-</b>	<b>-</b>
<b>Total other comprehensive income for the year, net of tax</b>		<b>-</b>	<b>-</b>
<b>Total comprehensive income/(loss) for the year, net of tax</b>		<b>(8,540)</b>	<b>1,66,187</b>
Earnings per equity share (computed on the basis of profit/(loss) for the year):	15		
(1) Basic		(0.85)	16.62
(2) Diluted		(0.85)	16.62

Summary of significant accounting policies 3

The accompanying notes are an integral part of the financial statements.

As per our report of even date

For MNV & CO.  
Firm Reg. No.: 023682N  
Chartered Accountants

Vikram Suri  
Partner  
Membership No.: 505887



For and on behalf of the Board of Directors of  
**SARVODAYA BUILDCON PRIVATE LIMITED**

Jasbinder Singh Jaswal  
Director  
DIN- 07109050

Braj Kishore Sharma  
Director  
DIN- 06545291

Place : New Delhi

Date : 24<sup>th</sup> May 2017

**SARVPRIYA REALTORS PRIVATE LIMITED**  
**BALANCE SHEET AS AT 31 MARCH 2017**  
(Amount in Rupees, unless otherwise stated)

	Notes	As at 31 March 2017	As at 31 March 2016	As at 1 April 2015
<b>ASSETS</b>				
<b>Current assets</b>				
Inventories	4	10,64,10,264	10,64,10,264	10,64,10,264
Financial assets				
Cash and cash equivalents	5	3,536	11,861	18,654
Other current assets	6	-	-	2,39,03,243
<b>Total Assets</b>		<b>10,64,13,800</b>	<b>10,64,22,125</b>	<b>13,03,32,161</b>
<b>EQUITY AND LIABILITIES</b>				
<b>Equity</b>				
Equity share capital	7	1,00,000	1,00,000	1,00,000
Other equity	8			
Retained Earnings		(6,75,28,362)	(6,75,16,525)	(6,76,14,092)
<b>Total equity</b>		<b>(6,74,28,362)</b>	<b>(6,74,16,525)</b>	<b>(6,75,14,092)</b>
<b>LIABILITIES</b>				
<b>Current liabilities</b>				
Financial liabilities				
Trade payables	9	5,750	6,032	5,618
Other current liabilities	10	17,38,36,412	17,37,98,283	19,78,40,635
Provisions	11	-	34,335	-
<b>Total liabilities</b>		<b>17,38,42,162</b>	<b>17,38,38,650</b>	<b>19,78,46,253</b>
<b>Total Equity and Liabilities</b>		<b>10,64,13,800</b>	<b>10,64,22,125</b>	<b>13,03,32,161</b>
Summary of significant accounting policies	3			

The accompanying notes are an integral part of the financial statements.

As per our report of even date

For MNV & CO.  
Firm Reg. No.: 023682N  
Chartered Accountants

Vikram Suri  
Partner  
Membership No.: 505887



Place : New Delhi  
Date : 24<sup>th</sup> May 2017

For and on behalf of the Board of Directors of  
**SARVPRIYA REALTORS PRIVATE LIMITED**

Tarun Chadha  
Director  
DIN- 07109007

Ravi Sinha  
Director  
DIN- 00457329

*(Signature)*



**SARVPRIYA REALTORS PRIVATE LIMITED**  
**STATEMENT OF PROFIT AND LOSS FOR THE YEAR ENDED 31 MARCH 2017**  
(Amount in Rupees, unless otherwise stated)

Particulars	Notes	31 March 2017	31 March 2016
Revenue From Operations	12	-	1,39,109
<b>Total Income (I)</b>		<b>-</b>	<b>1,39,109</b>
<b>EXPENSES</b>			
Other expenses	13	7,928	7,138
Finance costs	14	3,909	69
<b>Total Expenses (II)</b>		<b>11,837</b>	<b>7,207</b>
<b>Profit/(Loss) before tax from operations (I-II)</b>		<b>(11,837)</b>	<b>1,31,902</b>
<b>Tax expense:</b>			
Current Tax		-	34,335
<b>Profit/(Loss) for the year from operations</b>		<b>(11,837)</b>	<b>97,567</b>
<b>Other Comprehensive Income</b>		<b>-</b>	<b>-</b>
<b>Total other comprehensive income for the year, net of tax</b>		<b>-</b>	<b>-</b>
<b>Total comprehensive income/(loss) for the year, net of tax</b>		<b>(11,837)</b>	<b>97,567</b>
Earnings per equity share (computed on the basis of profit/(loss) for the year):	15		
(1) Basic		(1.18)	9.76
(2) Diluted		(1.18)	9.76

Summary of significant accounting policies 3

The accompanying notes are an integral part of the financial statements.

As per our report of even date

For MNV & CO.  
Firm Reg. No.: 013682N  
Chartered Accountants

Vikrant Suri  
Partner  
Membership No.: 505887

For and on behalf of the Board of Directors of  
SARVPRIYA REALTORS PRIVATE LIMITED

Tarun Chadha  
Director  
DIN- 07109007

Ravi Sinha  
Director  
DIN- 00457329

Place : New Delhi

Date : 24<sup>th</sup> May 2017

**SERIEL BUILD TECH PRIVATE LIMITED**  
**STANDALONE BALANCE SHEET AS AT 31 MARCH 2017**  
(Amount in Rupees, unless otherwise stated)

	Notes	As at 31 March 2017	As at 31 March 2016	As at 1 April 2015
<b>ASSETS</b>				
<b>Non-current assets</b>				
Financial Assets				
Investments	4	1,00,000	1,00,000	1,00,000
		<u>1,00,000</u>	<u>1,00,000</u>	<u>1,00,000</u>
<b>Current assets</b>				
Inventories	5	3,19,17,103	3,20,61,550	3,20,61,550
Financial assets				
Cash and cash equivalents	6	3,544	10,353	4,491
Other financial assets	7	6,95,001	6,95,001	6,95,001
Other current assets	8	1,29,140	-	-
		<u>3,27,44,788</u>	<u>3,27,66,904</u>	<u>3,27,61,042</u>
<b>Total Assets</b>		<u><b>3,28,44,788</b></u>	<u><b>3,28,66,904</b></u>	<u><b>3,28,61,042</b></u>
<b>EQUITY AND LIABILITIES</b>				
<b>Equity</b>				
Equity share capital	9	1,00,000	1,00,000	1,00,000
Other equity	10			
Retained Earnings		(4,81,117)	(4,73,398)	(4,58,429)
<b>Total equity</b>		<u><b>(3,81,117)</b></u>	<u><b>(3,73,398)</b></u>	<u><b>(3,58,429)</b></u>
<b>LIABILITIES</b>				
<b>Current liabilities</b>				
Financial liabilities				
Trade payables	11	11,500	11,450	5,618
Other current liabilities	12	3,32,14,405	3,32,28,852	3,32,13,852
<b>Total liabilities</b>		<u><b>3,32,25,905</b></u>	<u><b>3,32,40,302</b></u>	<u><b>3,32,19,470</b></u>
<b>Total Equity and Liabilities</b>		<u><b>3,28,44,788</b></u>	<u><b>3,28,66,904</b></u>	<u><b>3,28,61,042</b></u>

Summary of significant accounting policies 3

The accompanying notes are an integral part of the financial statements.

As per our report of even date

For MNV & CO.  
Firm Reg. No. 023682N  
Chartered Accountants

Vikram Suri  
Partner  
Membership No.: 505887



Place : New Delhi

Date : 24 MAY 2017

For and on behalf of the Board of Directors of  
SERIEL BUILD TECH PRIVATE LIMITED

Rajnish Bhardwaj  
Director  
DIN- 02220240

Arif Mohamad  
Director  
DIN- 07119219

New Delhi  
124 MAY 2017

New Delhi  
124 MAY 2017

**SERIEL BUILD TECH PRIVATE LIMITED**  
**STANDALONE STATEMENT OF PROFIT AND LOSS FOR THE YEAR ENDED 31 MARCH 2017**  
(Amount in Rupees, unless otherwise stated)

Particulars	Notes	31 March 2017	31 March 2016
Other Income	13	500	-
<b>Total Income (I)</b>		<b>500</b>	<b>-</b>
<b>EXPENSES</b>			
Other expenses	14	7,954	14,096
Finance costs	15	265	873
<b>Total Expenses (II)</b>		<b>8,219</b>	<b>14,969</b>
<b>Profit/(Loss) before tax from operations (I-II)</b>		<b>(7,719)</b>	<b>(14,969)</b>
<b>Tax expense:</b>			
Current Tax		-	-
<b>Profit/(Loss) for the year from operations</b>		<b>(7,719)</b>	<b>(14,969)</b>
<b>Other Comprehensive Income</b>		<b>-</b>	<b>-</b>
<b>Total other comprehensive income for the year, net of tax</b>		<b>-</b>	<b>-</b>
<b>Total comprehensive income/(loss) for the year, net of tax</b>		<b>(7,719)</b>	<b>(14,969)</b>
Earnings per equity share (computed on the basis of profit/(loss) for the year):	16		
(1) Basic		(0.77)	(1.50)
(2) Diluted		(0.77)	(1.50)

Summary of significant accounting policies 3

The accompanying notes are an integral part of the financial statements.

As per our report of even date

For MNV & CO.  
Firm Reg. No: 023682N  
Chartered Accountants

Vikramt Suri  
Partner  
Membership No.: 505887



Place : New Delhi

Date : 12 4 MAY 2017

For and on behalf of the Board of Directors of  
SERIEL BUILD TECH PRIVATE LIMITED

*Rajnish Bhardwaj*  
Rajnish Bhardwaj  
Director  
DIN- 02220240  
New Delhi  
24 MAY 2017

*Arif Mohamad*  
Arif Mohamad  
Director  
DIN- 07119219  
New Delhi  
24 MAY 2017



**SEWAK DEVELOPERS PRIVATE LIMITED**  
**STANDALONE BALANCE SHEET AS AT 31 MARCH 2017**  
(Amount in Rupees, unless otherwise stated)

**ASSETS**

**Non-current assets**

Financial Assets  
Investments

**Current assets**

Inventories  
Financial assets  
Cash and cash equivalents  
Other financial assets  
Other current assets

**Total Assets**

**EQUITY AND LIABILITIES**

**Equity**

Equity share capital  
Other equity  
Retained earnings  
Total equity

**LIABILITIES**

**Current liabilities**

Financial liabilities  
Trade payables  
Other current liabilities  
Total liabilities

**Total Equity and Liabilities**

**Summary of significant accounting policies**

The accompanying notes are an integral part of the financial statements.

As per our report of even date

For MNV & CO.

Firm Reg. No.: 023682N  
Chartered Accountants

Vikrant Suri  
Partner  
Membership No.: 505887

Place : New Delhi

Date : 24<sup>th</sup> May 2017

Notes	As at 31 March 2017	As at 31 March 2016	As at 1 April 2015
4	3,00,000	3,00,000	3,00,000
	<u>3,00,000</u>	<u>3,00,000</u>	<u>3,00,000</u>
5	97,82,20,772	99,62,73,451	99,62,73,451
6	20,532	47,070	13,173
7	2,45,63,484	2,45,63,484	2,45,63,484
8	13,24,544	9,93,750	10,35,271
	<u>1,00,41,29,332</u>	<u>1,02,18,77,755</u>	<u>1,02,18,85,379</u>
	<u>1,00,44,29,332</u>	<u>1,02,21,77,755</u>	<u>1,02,21,85,379</u>
9	1,00,000	1,00,000	1,00,000
10	(10,09,157)	(10,01,807)	(21,76,350)
	<u>(9,09,157)</u>	<u>(9,01,807)</u>	<u>(20,76,350)</u>
11	11,500	11,450	5,618
12	1,00,53,26,989	1,02,30,68,112	1,02,42,56,112
	<u>1,00,53,38,489</u>	<u>1,02,30,79,562</u>	<u>1,02,42,61,730</u>
	<u>1,00,44,29,332</u>	<u>1,02,21,77,755</u>	<u>1,02,21,85,379</u>
3			

For and on behalf of the Board of Directors of  
**SEWAK DEVELOPERS PRIVATE LIMITED**

  
Aseem Kalia  
Director  
DIN-03048820

  
Arif Mohamad  
Director  
DIN-07119219

**SEWAK DEVELOPERS PRIVATE LIMITED**  
**STANDALONE STATEMENT OF PROFIT AND LOSS FOR THE YEAR ENDED 31 MARCH 2017**  
(Amount in Rupees, unless otherwise stated)

Particulars	Notes	31 March 2017	31 March 2016
Other Income	13	-	11,89,628
<b>Total Income (I)</b>		<b>-</b>	<b>11,89,628</b>
<b>EXPENSES</b>			
Other expenses	14	7,235	15,018
Finance costs	15	115	66
<b>Total Expenses (II)</b>		<b>7,350</b>	<b>15,084</b>
<b>Profit/(Loss) before tax from operations (I-II)</b>		<b>(7,350)</b>	<b>11,74,544</b>
<b>Tax expense:</b>			
Current tax		-	-
<b>Profit/(Loss) for the year from operations</b>		<b>(7,350)</b>	<b>11,74,544</b>
Other comprehensive income		-	-
<b>Total other comprehensive income for the year, net of tax</b>		<b>-</b>	<b>-</b>
<b>Total comprehensive income/(loss) for the year, net of tax</b>		<b>(7,350)</b>	<b>11,74,544</b>
Earnings per equity share (computed on the basis of profit/(loss) for the year):	16		
(1) Basic		(0.74)	117.45
(2) Diluted		(0.74)	117.45

Summary of significant accounting policies 3

The accompanying notes are an integral part of the financial statements.

As per our report of even date

For MNV & CO.  
Firm Reg. No.: 023682N  
Chartered Accountants

Vikrant Suri  
Partner  
Membership No.: 505887



Place : New Delhi

Date : 24<sup>th</sup> May 2017

For and on behalf of the Board of Directors of  
**SEWAK DEVELOPERS PRIVATE LIMITED**

Assem Kalia  
Director  
DIN-03048820

Arif Mohamad  
Director  
DIN-07119219

**SHARYANS BUILDCON PRIVATE LIMITED**  
**BALANCE SHEET AS AT 31 MARCH 2017**  
(Amount in Rupees, unless otherwise stated)

	Notes	As at 31 March 2017	As at 31 March 2016	As at 1 April 2015
<b>ASSETS</b>				
<b>Current assets</b>				
Inventories	4	44,56,98,854	44,56,98,854	44,56,98,854
Financial assets				
Cash and cash equivalents	5	5,759	14,084	7,541
Other current assets	6	-	-	2,58,448
<b>Total Assets</b>		<b>44,57,04,613</b>	<b>44,57,12,938</b>	<b>44,59,64,843</b>
<b>EQUITY AND LIABILITIES</b>				
<b>Equity</b>				
Equity share capital	7	10,00,000	10,00,000	10,00,000
Other equity	8			
Retained Earnings		(2,02,98,537)	(2,02,90,187)	(2,04,19,175)
<b>Total equity</b>		<b>(1,92,98,537)</b>	<b>(1,92,90,187)</b>	<b>(1,94,19,175)</b>
<b>LIABILITIES</b>				
<b>Current liabilities</b>				
Financial liabilities				
Trade payables	9	5,750	5,725	5,618
Other current liabilities	10	46,49,97,400	46,49,97,400	46,53,78,400
<b>Total liabilities</b>		<b>46,50,03,150</b>	<b>46,50,03,125</b>	<b>46,53,84,018</b>
<b>Total Equity and Liabilities</b>		<b>44,57,04,613</b>	<b>44,57,12,938</b>	<b>44,59,64,843</b>

Summary of significant accounting policies 3

The accompanying notes are an integral part of the financial statements.

As per our report of even date

For MNV & CO.

Firm Reg. No.: 023682N

Chartered Accountants

Vikram Sur

Partner

Membership No.: 505887

For and on behalf of the Board of Directors of  
**SHARYANS BUILDCON PRIVATE LIMITED**

Rajnish Bhardwaj  
Director

DIN- 02220240

Arif Mohamad  
Director

DIN- 07119219

Place : New Delhi

Date : 24<sup>th</sup> May 2017



**SHARYANS BUILDCON PRIVATE LIMITED**  
**STATEMENT OF PROFIT AND LOSS FOR THE YEAR ENDED 31 MARCH 2017**  
(Amount in Rupees, unless otherwise stated)

Particulars	Notes	31 March 2017	31 March 2016
Other Income	11	-	1,38,249
<b>Total Income (I)</b>		<b>-</b>	<b>1,38,249</b>
<b>EXPENSES</b>			
Other expenses	12	8,235	9,192
Finance costs	13	115	69
<b>Total Expenses (II)</b>		<b>8,350</b>	<b>9,261</b>
<b>Profit/(Loss) before tax from operations (I-II)</b>		<b>(8,350)</b>	<b>1,28,988</b>
<b>Tax expense:</b>			
Current Tax		-	-
<b>Profit/(Loss) for the year from operations</b>		<b>(8,350)</b>	<b>1,28,988</b>
<b>Other Comprehensive Income</b>		<b>-</b>	<b>-</b>
<b>Total other comprehensive income for the year, net of tax</b>		<b>-</b>	<b>-</b>
<b>Total comprehensive income/(loss) for the year, net of tax</b>		<b>(8,350)</b>	<b>1,28,988</b>
Earnings per equity share (computed on the basis of profit/(loss) for the year):	14		
(1) Basic		(0.08)	1.29
(2) Diluted		(0.08)	1.29

Summary of significant accounting policies

3

The accompanying notes are an integral part of the financial statements.

As per our report of even date

For MNV & CO.  
Firm Reg. No.: 023682N  
Chartered Accountants

Vikrant Suri  
Partner  
Membership No.: 505887



For and on behalf of the Board of Directors of  
**SHARYANS BUILDCON PRIVATE LIMITED**

Rajnish Bhardwaj  
Director  
DIN- 02220240

Arif Mohamad  
Director  
DIN- 07119219

Place : New Delhi

Date : 24<sup>th</sup> May 2017

**SHAURYA PROPBUILD PRIVATE LIMITED**  
**BALANCE SHEET AS AT 31 MARCH 2017**  
(Amount in Rupees, unless otherwise stated)

	Notes	As at 31 March 2017	As at 31 March 2016	As at 1 April 2015
<b>ASSETS</b>				
<b>Current assets</b>				
Inventories	4	10,43,40,420	10,43,40,420	10,43,40,420
Financial assets				
Cash and cash equivalents	5	16,817	21,105	13,256
<b>Total Assets</b>		<b>10,43,57,237</b>	<b>10,43,61,525</b>	<b>10,43,53,676</b>
<b>EQUITY AND LIABILITIES</b>				
<b>Equity</b>				
Equity share capital	6	1,90,000	1,90,000	1,90,000
Other equity	7	10,40,80,258	10,40,87,862	10,41,23,664
<b>Total equity</b>		<b>10,42,70,258</b>	<b>10,42,77,862</b>	<b>10,43,13,664</b>
<b>LIABILITIES</b>				
<b>Current liabilities</b>				
Financial liabilities				
Trade payables	8	17,200	13,884	6,233
Other current liabilities	9	69,779	69,779	33,779
<b>Total liabilities</b>		<b>86,979</b>	<b>83,663</b>	<b>40,012</b>
<b>Total Equity and Liabilities</b>		<b>10,43,57,237</b>	<b>10,43,61,525</b>	<b>10,43,53,676</b>

Summary of significant accounting policies 3

The accompanying notes are an integral part of the financial statements.

As per our report of even date

For Rajeev & Ajay  
Firm registration No : 009977N  
Chartered Accountants

Ajay Sachdeva  
Partner  
Membership No : 084302

For and on behalf of the Board of Directors of  
SHAURYA PROPBUILD PRIVATE LIMITED

Avinash Kumar Nagpal  
Director  
DIN-06583602

Amitava Chattopadhyay  
Director  
DIN- 07150600

Place : New Delhi

Date : 24 MAY 2017

**SHAURYA PROPBUILD PRIVATE LIMITED**  
**STATEMENT OF PROFIT AND LOSS FOR THE YEAR ENDED 31 MARCH 2017**  
(Amount in Rupees, unless otherwise stated)

Particulars	Notes	31 March 2017	31 March 2016
<b>Total Income (I)</b>		-	-
<b>EXPENSES</b>			
Other expenses	10	7,518	8,881
Finance costs	11	86	26,921
<b>Total Expenses (II)</b>		<b>7,604</b>	<b>35,802</b>
<b>Profit/(Loss) before tax from continuing operations (I-II)</b>		<b>(7,604)</b>	<b>(35,802)</b>
<b>Tax expense:</b>			
Current Tax		-	-
<b>Profit/(Loss) for the year from continuing operations</b>		<b>(7,604)</b>	<b>(35,802)</b>
<b>Other Comprehensive Income</b>		-	-
<b>Total other comprehensive income for the year, net of tax</b>		-	-
<b>Total comprehensive income/(loss) for the year, net of tax</b>		<b>(7,604)</b>	<b>(35,802)</b>
Earnings per equity share (computed on the basis of profit/(loss) for the year):	12		
(1) Basic		(0.40)	(1.88)
(2) Diluted		(0.40)	(1.88)

Summary of significant accounting policies 3

The accompanying notes are an integral part of the financial statements.

As per our report of even date

For Rajeev & Ajay  
Firm registration No : 009977N  
Chartered Accountants

Ajay Sachdeva  
Partner  
Membership No : 084302

For and on behalf of the Board of Directors of  
SHAURYA PROPBUILD PRIVATE LIMITED

Avinash Kumar Nagpal  
Director  
DIN-06583602

Amitava Chattopadhyay  
Director  
DIN- 07150600

Place : New Delhi

Date : 24 MAY 2017



**SHITI BUILDCON PRIVATE LIMITED**  
**BALANCE SHEET AS AT 31 MARCH 2017**  
(Amount in Rupees, unless otherwise stated)

	Notes	As at 31 March 2017	As at 31 March 2016	As at 1 April 2015
<b>ASSETS</b>				
<b>Non-current assets</b>				
Property, plant and equipment	4	55,00,52,250	55,00,52,250	55,00,52,250
		55,00,52,250	55,00,52,250	55,00,52,250
<b>Current assets</b>				
Inventories	5	8,08,27,657	8,08,27,657	8,08,27,657
Financial assets				
Cash and cash equivalents	6	9,749	11,240	19,765
Other current assets	7	34,28,58,600	29,94,44,150	29,94,44,150
		42,36,96,006	38,02,83,047	38,02,91,572
<b>Total Assets</b>		<b>97,37,48,256</b>	<b>93,03,35,297</b>	<b>93,03,43,822</b>
<b>EQUITY AND LIABILITIES</b>				
<b>Equity</b>				
Equity share capital	8	1,00,000	1,00,000	1,00,000
Other equity	9			
Retained Earnings		(40,10,825)	(34,08,559)	(33,99,928)
<b>Total equity</b>		<b>(39,10,825)</b>	<b>(33,08,559)</b>	<b>(32,99,928)</b>
<b>LIABILITIES</b>				
<b>Current liabilities</b>				
Financial liabilities				
Trade payables	10	37,250	5,725	5,618
Other financial liabilities	11	4,29,80,305	-	-
Other current liabilities	12	93,46,41,527	93,36,38,132	93,36,38,132
<b>Total liabilities</b>		<b>97,76,59,082</b>	<b>93,36,43,857</b>	<b>93,36,43,750</b>
<b>Total Equity and Liabilities</b>		<b>97,37,48,256</b>	<b>93,03,35,297</b>	<b>93,03,43,822</b>

Summary of significant accounting policies 3

The accompanying notes are an integral part of the financial statements.

As per our report of even date

For MNV & CO.  
Firm Reg. No.: 023682N  
Chartered Accountants

Vijay Suri  
Partner  
Membership No.: 505887

Place : New Delhi  
Date : 24 MAY 2017

For and on behalf of the Board of Directors of  
SHITI BUILDCON PRIVATE LIMITED

Om Dutt  
Director  
DIN- 02548994

Chandra Shekher Joshi  
Director  
DIN- 07099624

New Delhi  
24 MAY 2017

**SHITIJ BUILDCON PRIVATE LIMITED**  
**STATEMENT OF PROFIT AND LOSS FOR THE YEAR ENDED 31 MARCH 2017**  
(Amount in Rupees, unless otherwise stated)

Particulars	Notes	31 March 2017	31 March 2016
<b>Total Income (I)</b>		-	-
<b>EXPENSES</b>			
Other expenses	13	6,01,863	8,062
Finance costs	14	403	569
<b>Total Expenses (II)</b>		6,02,266	8,631
<b>Profit/(Loss) before tax from operations (I-II)</b>		(6,02,266)	(8,631)
<b>Tax expense:</b>			
Current Tax		-	-
<b>Profit/(Loss) for the year from operations</b>		(6,02,266)	(8,631)
<b>Other Comprehensive Income</b>		-	-
<b>Total other comprehensive income for the year, net of tax</b>		-	-
<b>Total comprehensive income/(loss) for the year, net of tax</b>		(6,02,266)	(8,631)
<b>Earnings per equity share (computed on the basis of profit/(loss) for the year):</b>	15		
(1) Basic		(60.23)	(0.86)
(2) Diluted		(60.23)	(0.86)

Summary of significant accounting policies 3

The accompanying notes are an integral part of the financial statements.

As per our report of even date

For MNV & CO.  
Firm Reg. No.: 023682N  
Chartered Accountants

Vikramt Suri  
Partner  
Membership No.: 505887



Place : New Delhi  
Date :

12 4 MAY 2017

For and on behalf of the Board of Directors of  
SHITIJ BUILDCON PRIVATE LIMITED

Om Dutt  
Director  
DIN- 02548994

Chandra Shekher Joshi  
Director  
DIN- 07099624

New Delhi New Delhi  
24 MAY 2017 24 MAY 2017

**SHRESTHA CONBUILD PRIVATE LIMITED**  
**BALANCE SHEET AS AT 31 MARCH 2017**  
(Amount in Rupees, unless otherwise stated)

	Notes	As at 31 March 2017	As at 31 March 2016	As at 1 April 2015
<b>ASSETS</b>				
<b>Current assets</b>				
Cash and cash equivalents	4	6,17,276	7,46,021	7,48,096
Other current assets	5	2,15,25,00,000	2,15,25,00,000	2,15,25,00,000
<b>Total Assets</b>		<b>2,15,31,17,276</b>	<b>2,15,32,46,021</b>	<b>2,15,32,48,096</b>
<b>EQUITY AND LIABILITIES</b>				
<b>Equity</b>				
Equity share capital	6	1,00,00,000	1,00,00,000	1,00,00,000
Other equity	7	2,09,05,77,142	2,09,05,86,272	2,09,05,95,594
<b>Total equity</b>		<b>2,10,05,77,142</b>	<b>2,10,05,86,272</b>	<b>2,10,05,95,594</b>
<b>LIABILITIES</b>				
<b>Current liabilities</b>				
Financial liabilities				
Trade payables	8	5,750	1,25,155	1,18,118
Other financial liabilities	9	5,25,34,384	5,25,34,384	5,25,34,384
Other current liabilities	10	-	210	-
<b>Total liabilities</b>		<b>5,25,40,134</b>	<b>5,26,59,749</b>	<b>5,26,52,502</b>
<b>Total Equity and Liabilities</b>		<b>2,15,31,17,276</b>	<b>2,15,32,46,021</b>	<b>2,15,32,48,096</b>

Summary of significant accounting policies

3

The accompanying notes are an integral part of the financial statements.

As per our report of even date

For Rajeev & Ajay  
Firm registration No : 009977N  
Chartered Accountants

Ajay Sachdeva  
Partner  
Membership No. : 084302

Place : New Delhi  
Date : 24 MAY 2017

For and on behalf of the Board of Directors of  
SHRESTHA CONBUILD PRIVATE LIMITED

Vikas Garg  
Director  
DIN-05267799

Sunil Kumar Khanna  
Director  
DIN-02230962



**SHRESTHA CONBUILD PRIVATE LIMITED**  
**STATEMENT OF PROFIT AND LOSS FOR THE YEAR ENDED 31 MARCH 2017**  
(Amount in Rupees, unless otherwise stated)

Particulars	Notes	31 March 2017	31 March 2016
Total Income (I)		-	-
<b>EXPENSES</b>			
Other expenses	11	7,620	8,882
Finance costs	12	1,510	440
<b>Total Expenses (II)</b>		<b>9,130</b>	<b>9,322</b>
<b>Profit/(Loss) before tax from continuing operations (I-II)</b>		<b>(9,130)</b>	<b>(9,322)</b>
Tax expense:			
Current Tax		-	-
<b>Profit/(Loss) for the year from continuing operations</b>		<b>(9,130)</b>	<b>(9,322)</b>
<b>Other Comprehensive Income</b>		-	-
<b>Total other comprehensive income for the year, net of tax</b>		-	-
<b>Total comprehensive income/(loss) for the year, net of tax</b>		<b>(9,130)</b>	<b>(9,322)</b>
Earnings per equity share (computed on the basis of profit/(loss) for the year):	13		
(1) Basic		(0.01)	(0.01)
(2) Diluted		(0.01)	(0.01)

Summary of significant accounting policies 3

The accompanying notes are an integral part of the financial statements.

As per our report of even date

For Rajeev & Ajay  
Firm registration No : 009977N  
Chartered Accountants

  
Ajay Sachdeva  
Partner  
Membership No. : 084302

For and on behalf of the Board of Directors of  
SHRESTHA CONBUILD PRIVATE LIMITED

  
Vikas Garg  
Director  
DIN-05267799

  
Sunil Kumar Khanna  
Director  
DIN-02230962

Place : New Delhi

Date : 26 MAY 2017

**SHREY PROMOTERS PRIVATE LIMITED**  
**STANDALONE BALANCE SHEET AS AT 31 MARCH 2017**  
(Amount in Rupees, unless otherwise stated)

	Notes	As at 31 March 2017	As at 31 March 2016	As at 1 April 2015
<b>ASSETS</b>				
<b>Non-current assets</b>				
Financial Assets				
Investments	4	68,79,54,574	68,81,54,574	68,99,06,702
		<u>68,79,54,574</u>	<u>68,81,54,574</u>	<u>68,99,06,702</u>
<b>Current assets</b>				
Financial assets				
Cash and cash equivalents	5	8,489	-	14,353
Other current assets	6	11,32,69,125	11,34,69,125	11,32,69,125
		<u>11,32,77,614</u>	<u>11,34,69,125</u>	<u>11,32,83,478</u>
<b>Total Assets</b>		<u><b>80,12,32,188</b></u>	<u><b>80,16,23,699</b></u>	<u><b>80,31,90,180</b></u>
<b>EQUITY AND LIABILITIES</b>				
<b>Equity</b>				
Equity share capital	7	7,00,00,000	7,00,00,000	7,00,00,000
Other equity	8			
Retained Earnings		(49,17,988)	(47,02,918)	(46,83,914)
<b>Total equity</b>		<u><b>6,50,82,012</b></u>	<u><b>6,52,97,082</b></u>	<u><b>6,53,16,086</b></u>
<b>LIABILITIES</b>				
<b>Current liabilities</b>				
Financial liabilities				
Trade payables	9	17,118	21,776	11,236
Other financial liabilities	10	-	1,91,983	-
Other current liabilities	11	73,61,33,058	73,61,12,858	73,78,62,858
<b>Total liabilities</b>		<u><b>73,61,50,176</b></u>	<u><b>73,63,26,617</b></u>	<u><b>73,78,74,094</b></u>
<b>Total Equity and Liabilities</b>		<u><b>80,12,32,188</b></u>	<u><b>80,16,23,699</b></u>	<u><b>80,31,90,180</b></u>

Summary of significant accounting policies 3

The accompanying notes are an integral part of the financial statements.

As per our report of even date

For Rajeev & Ajay  
Firm registration No : 009977N  
Chartered Accountants

Ajay Sachdeva  
Partner  
Membership No. : 084302

For and on behalf of the Board of Directors of  
SHREY PROMOTERS PRIVATE LIMITED

Krishna Kant Kumar  
Director  
DIN-07108942

Sanjay Sharma  
Director  
DIN- 05320421

Chandya Shekhar Joshi  
Company Secretary

Place : New Delhi  
Date :

24 MAY 2017

**SHREY PROMOTERS PRIVATE LIMITED**  
**STANDALONE STATEMENT OF PROFIT AND LOSS FOR THE YEAR ENDED 31 MARCH 2017**  
(Amount in Rupees, unless otherwise stated)

Particulars	Notes	31 March 2017	31 March 2016
Other Income	12	1,000	-
<b>Total Income (I)</b>		<b>1,000</b>	<b>-</b>
<b>EXPENSES</b>			
Other expenses	13	2,15,840	18,085
Finance costs	14	230	919
<b>Total Expenses (II)</b>		<b>2,16,070</b>	<b>19,004</b>
<b>Profit/(Loss) before tax from continuing operations (I-II)</b>		<b>(2,15,070)</b>	<b>(19,004)</b>
<b>Tax expense:</b>			
Current Tax		-	-
<b>Profit/(Loss) for the year from continuing operations</b>		<b>(2,15,070)</b>	<b>(19,004)</b>
<b>Other Comprehensive Income</b>		<b>-</b>	<b>-</b>
<b>Total other comprehensive income for the year, net of tax</b>		<b>-</b>	<b>-</b>
<b>Total comprehensive income/(loss) for the year, net of tax</b>		<b>(2,15,070)</b>	<b>(19,004)</b>
Earnings per equity share (computed on the basis of profit/(loss) for the year):	15		
(1) Basic		(0.031)	(0.003)
(2) Diluted		(0.031)	(0.003)

Summary of significant accounting policies 3

The accompanying notes are an integral part of the financial statements.

As per our report of even date

For Rajeev & Ajay  
Firm registration No : 009977N  
Chartered Accountants

Ajay Sachdeva  
Partner  
Membership No. : 084302

For and on behalf of the Board of Directors of  
SHREY PROMOTERS PRIVATE LIMITED

Krishna Kant Kumar  
Director  
DIN-07108942

Sanjay Sharma  
Director  
DIN- 05320421

Place : New Delhi  
Date :

24 MAY 2017

Chandrag. Shikher Joshi  
Company Secretary



**SIDHANT BUILDCON PRIVATE LIMITED**  
**BALANCE SHEET AS AT 31 MARCH 2017**  
(Amount in Rupees, unless otherwise stated)

	Notes	As at 31 March 2017	As at 31 March 2016	As at 1 April 2015
<b>ASSETS</b>				
<b>Current assets</b>				
Inventories	4	27,90,97,329	31,71,91,465	31,71,91,465
Financial assets				
Cash and cash equivalents	5	4,203	11,273	18,164
Other financial assets	6	18,82,83,660	-	-
Other current assets	7	22,73,121	-	-
<b>Total Assets</b>		<b>46,96,58,313</b>	<b>31,72,02,738</b>	<b>31,72,09,629</b>
<b>EQUITY AND LIABILITIES</b>				
<b>Equity</b>				
Equity share capital	8	10,00,000	10,00,000	10,00,000
Other equity	9			
Retained Earnings		(4,71,813)	(4,63,405)	(7,50,407)
<b>Total equity</b>		<b>5,28,187</b>	<b>5,36,595</b>	<b>2,49,593</b>
<b>LIABILITIES</b>				
<b>Current liabilities</b>				
Financial liabilities				
Trade payables	10	5,750	5,725	5,618
Other current liabilities	11	46,91,24,376	31,66,60,418	31,69,54,418
<b>Total liabilities</b>		<b>46,91,30,126</b>	<b>31,66,66,143</b>	<b>31,69,60,036</b>
<b>Total Equity and Liabilities</b>		<b>46,96,58,313</b>	<b>31,72,02,738</b>	<b>31,72,09,629</b>

Summary of significant accounting policies 3

The accompanying notes are an integral part of the financial statements.

As per our report of even date

For MNV & CO.  
Firm Reg. No.: 023682N  
Chartered Accountants

Vikrant Singh  
Partner  
Membership No.: 505887

For and on behalf of the Board of Directors of  
SIDHANT BUILDCON PRIVATE LIMITED

Pankaj Bhushan Patel  
Director  
DIN- 06558557

Arif Mohamad  
Director  
DIN- 07119219

Place : New Delhi  
Date : 24<sup>th</sup> May 2017

**SIDHANT BUILDCON PRIVATE LIMITED**  
**STATEMENT OF PROFIT AND LOSS FOR THE YEAR ENDED 31 MARCH 2017**  
(Amount in Rupees, unless otherwise stated)

Particulars	Notes	31 March 2017	31 March 2016
Other Income			
Total Income (I)	12	-	2,97,491
		-	2,97,491
<b>EXPENSES</b>			
Other expenses	13	8,235	10,420
Finance costs	14	173	69
Total Expenses (II)		8,408	10,489
<b>Profit/(Loss) before tax from operations (I-II)</b>		(8,408)	2,87,002
Tax expense:			
Current Tax		-	-
<b>Profit/(Loss) for the year from operations</b>		(8,408)	2,87,002
<b>Other Comprehensive Income</b>		-	-
<b>Total other comprehensive income for the year, net of tax</b>		-	-
<b>Total comprehensive income/(loss) for the year, net of tax</b>		(8,408)	2,87,002
Earnings per equity share (computed on the basis of profit/(loss) for the year):	15		
(1) Basic		(0.08)	2.87
(2) Diluted		(0.08)	2.87

Summary of significant accounting policies

3

The accompanying notes are an integral part of the financial statements.

As per our report of even date

For MNV & CO.  
Firm Reg. No.: 023682N  
Chartered Accountants

Vikrant Suri  
Partner  
Membership No.: 505887



For and on behalf of the Board of Directors of  
SIDHANT BUILDCON PRIVATE LIMITED

Pankaj Bhushan Patel  
Director  
DIN- 06558557

Arif Mohamad  
Director  
DIN- 07119219

Place : New Delhi

Date : 24<sup>th</sup> May 2017

**SIDHIVINAYAK BUILDCON PRIVATE LIMITED**  
**STANDALONE BALANCE SHEET AS AT 31 MARCH 2017**  
(Amount in Rupees, unless otherwise stated)

	Notes	As at 31 March 2017	As at 31 March 2016	As at 1 April 2015
<b>ASSETS</b>				
<b>Non-current assets</b>				
Financial Assets				
Investments	4	2,00,000	2,00,000	2,00,000
		<u>2,00,000</u>	<u>2,00,000</u>	<u>2,00,000</u>
<b>Current assets</b>				
Inventories	5	30,88,38,518	30,14,60,029	30,14,60,029
Financial assets				
Cash and cash equivalents	6	20,080	16,388	19,056
Other financial assets	7	66,02,437	66,02,437	1,52,01,494
Other current assets	8	11,19,844	-	27,64,500
		<u>31,65,80,879</u>	<u>30,80,78,854</u>	<u>31,94,45,079</u>
<b>Total Assets</b>		<u><b>31,67,80,879</b></u>	<u><b>30,82,78,854</b></u>	<u><b>31,96,45,079</b></u>
<b>EQUITY AND LIABILITIES</b>				
<b>Equity</b>				
Equity share capital	9	1,25,000	1,25,000	1,25,000
Other equity	10			
Retained Earnings		(10,78,737)	(10,03,067)	(7,12,951)
<b>Total equity</b>		<u>(9,53,737)</u>	<u>(8,78,067)</u>	<u>(5,87,951)</u>
<b>LIABILITIES</b>				
<b>Current liabilities</b>				
Financial liabilities				
Trade payables	11	11,500	11,450	8,427
Other current liabilities	12	31,77,23,116	30,91,45,471	32,02,24,603
<b>Total liabilities</b>		<u>31,77,34,616</u>	<u>30,91,56,921</u>	<u>32,02,33,030</u>
<b>Total Equity and Liabilities</b>		<u><b>31,67,80,879</b></u>	<u><b>30,82,78,854</b></u>	<u><b>31,96,45,079</b></u>

Summary of significant accounting policies 3

The accompanying notes are an integral part of the financial statements.

As per our report of even date

For MNV & CO.  
Firm Reg. No.: 023682N  
Chartered Accountants

Vikram Suri  
Partner  
Membership No.: 505887



For and on behalf of the Board of Directors of  
SIDHIVINAYAK BUILDCON PRIVATE LIMITED

Rajnish Bhardwaj  
Director  
DIN- 02220240

Vivek Singh  
Director  
DIN- 03466774

Place : New Delhi

Date : 24<sup>th</sup> May 2017



**SIDHIVINAYAK BUILDCON PRIVATE LIMITED**  
**STANDALONE STATEMENT OF PROFIT AND LOSS FOR THE YEAR ENDED 31 MARCH 2017**  
(Amount in Rupees, unless otherwise stated)

Particulars	Notes	31 March 2017	31 March 2016
Other Income	13	1,500	-
<b>Total Income (I)</b>		<b>1,500</b>	<b>-</b>
<b>EXPENSES</b>			
Other expenses	14	77,055	2,89,314
Finance costs	15	115	802
<b>Total Expenses (II)</b>		<b>77,170</b>	<b>2,90,116</b>
<b>Profit/(Loss) before tax from operations (I-II)</b>		<b>(75,670)</b>	<b>(2,90,116)</b>
<b>Tax expense:</b>			
Current Tax		-	-
<b>Profit/(Loss) for the year from operations</b>		<b>(75,670)</b>	<b>(2,90,116)</b>
<b>Other Comprehensive Income</b>		-	-
<b>Total other comprehensive income for the year, net of tax</b>		-	-
<b>Total comprehensive income/(loss) for the year, net of tax</b>		<b>(75,670)</b>	<b>(2,90,116)</b>
Earnings per equity share (computed on the basis of profit/(loss) for the year):	16		
(1) Basic		(6.05)	(23.21)
(2) Diluted		(6.05)	(23.21)

Summary of significant accounting policies 3

The accompanying notes are an integral part of the financial statements.

As per our report of even date

For MNV & CO.  
Firm Reg. No.: 023682N  
Chartered Accountants

Vikram Suri  
Partner  
Membership No.: 505887



Place : New Delhi

Date : 24<sup>th</sup> May 2017

For and on behalf of the Board of Directors of  
SIDHIVINAYAK BUILDCON PRIVATE LIMITED

Rajnish Bhardwaj  
Director  
DIN- 02220240

Vivek Singh  
Director  
DIN- 03466774

**SIDHIVINAYAK DUROBUILD PRIVATE LIMITED**  
**BALANCE SHEET AS AT 31 MARCH 2017**  
(Amount in Rupees, unless otherwise stated)

	Notes	As at 31 March 2017	As at 31 March 2016	As at 1 April 2015
<b>ASSETS</b>				
Current assets				
Inventories	4	17,401,600	17,401,600	17,401,600
Financial assets				
Cash and cash equivalents	5	12,509	4,912	13,173
		17,414,109	17,406,512	17,414,773
<b>Total Assets</b>		<b>17,414,109</b>	<b>17,406,512</b>	<b>17,414,773</b>
<b>EQUITY AND LIABILITIES</b>				
Equity				
Equity share capital	6	100,000	100,000	100,000
Other equity	7	(131,545)	(124,117)	(115,749)
Retained Earnings		(31,545)	(24,117)	(15,749)
<b>Total equity</b>		<b>(31,545)</b>	<b>(24,117)</b>	<b>(15,749)</b>
<b>LIABILITIES</b>				
Current liabilities				
Financial liabilities				
Trade payables	8	5,750	5,725	5,618
Other current liabilities	9	17,439,904	17,424,904	17,424,904
<b>Total liabilities</b>		<b>17,445,654</b>	<b>17,430,629</b>	<b>17,430,522</b>
<b>Total Equity and Liabilities</b>		<b>17,414,109</b>	<b>17,406,512</b>	<b>17,414,773</b>

Summary of significant accounting policies

3

The accompanying notes are an integral part of the financial statements.

As per our report of even date

For Sanjay Rastogi & Associates  
Firm registration No : 014056N  
Chartered Accountants

CA Sanjay Rastogi  
Prop.  
Membership No. : 075033



For and on behalf of the Board of Directors of  
SIDHIVINAYAK DUROBUILD PRIVATE LIMITED

Anif Mohamad  
Director  
Din-07119219

Rajnish Bhardwaj  
Director  
Din-02220240

Place : New Delhi

Date : 24 MAY 2017

**SIDHIVINAYAK DUROBUILD PRIVATE LIMITED**  
**STATEMENT OF PROFIT AND LOSS FOR THE YEAR ENDED 31 MARCH 2017**  
(Amount in Rupees, unless otherwise stated)

Particulars	Notes	31 March 2017	31 March 2016
Continuing operations			
Total Income (I)		-	-
<b>EXPENSES</b>			
Other expenses	10	7,313	8,368
Finance costs	11	115	-
Total Expenses (II)		7,428	8,368
Loss before tax from continuing operations (I-II)		(7,428)	(8,368)
Tax expense:			
Current Tax		-	-
Loss for the year from continuing operations		(7,428)	(8,368)
Other comprehensive income		-	-
Total other comprehensive income for the year, net of tax		-	-
Total comprehensive loss for the year, net of tax		(7,428)	(8,368)
Earnings per equity share (computed on the basis of loss for the year):	12		
(1) Basic		(0.74)	(0.84)
(2) Diluted		(0.74)	(0.84)
Summary of significant accounting policies	3		

The accompanying notes are an integral part of the financial statements.

As per our report of even date

For Sanjay Rastogi & Associates  
Firm registration No : 014056N  
Chartered Accountants

CA Sanjay Rastogi  
Prop  
Membership No. : 075033



For and on behalf of the Board of Directors of  
SIDHIVINAYAK DUROBUILD PRIVATE LIMITED

Arif Mohamad  
Director  
Din-07119219

Rajnish Bhardwaj  
Director  
Din-02220240

Place : New Delhi

Date : 24 MAY 2017



**SIGNAGES PROPERTIES PRIVATE LIMITED**  
**BALANCE SHEET AS AT 31 MARCH 2017**  
(Amount in Rupees, unless otherwise stated)

	Notes	As at 31 March 2017	As at 31 March 2016	As at 1 April 2015
<b>ASSETS</b>				
<b>Current assets</b>				
Financial assets				
Cash and cash equivalents	4	13,040	-	17,105
<b>Total Assets</b>		<b>13,040</b>	<b>-</b>	<b>17,105</b>
<b>EQUITY AND LIABILITIES</b>				
<b>Equity</b>				
Equity share capital	5	1,00,000	1,00,000	1,00,000
Other equity	6			
Retained Earnings		(3,12,148)	(3,03,183)	(2,95,531)
<b>Total equity</b>		<b>(2,12,148)</b>	<b>(2,03,183)</b>	<b>(1,95,531)</b>
<b>LIABILITIES</b>				
<b>Current liabilities</b>				
Financial liabilities				
Trade payables	7	12,730	5,725	5,618
Other current liabilities	8	2,12,458	1,97,458	2,07,018
<b>Total liabilities</b>		<b>2,25,188</b>	<b>2,03,183</b>	<b>2,12,636</b>
<b>Total Equity and Liabilities</b>		<b>13,040</b>	<b>-</b>	<b>17,105</b>
<b>Summary of significant accounting policies</b>	3			

The accompanying notes are an integral part of the financial statements.

As per our report of even date

For Rajeev & Ajay  
Firm registration No : 009977N  
Chartered Accountants

Ajay Sachdeva  
Partner  
Membership No : 084302

For and on behalf of the Board of Directors of  
SIGNAGES PROPERTIES PRIVATE LIMITED

Bharat Bhushan Garg  
Director  
DIN-01669048

Rahul Bindle  
Director  
DIN-02128650

Place : New Delhi  
Date :

24 MAY 2017

**SIGNAGES PROPERTIES PRIVATE LIMITED**  
**STATEMENT OF PROFIT AND LOSS FOR THE YEAR ENDED 31 MARCH 2017**  
(Amount in Rupees, unless otherwise stated)

Particulars	Notes	31 March 2017	31 March 2016
<b>Total Income (I)</b>		-	-
<b>EXPENSES</b>			
Other expenses	9	8,850	7,652
Finance costs	10	115	-
<b>Total Expenses (II)</b>		8,965	7,652
<b>Profit/(Loss) before tax from continuing operations (I-II)</b>		(8,965)	(7,652)
<b>Tax expense:</b>			
Current Tax		-	-
<b>Profit/(Loss) for the year from continuing operations</b>		(8,965)	(7,652)
<b>Other Comprehensive Income</b>		-	-
<b>Total other comprehensive income for the year, net of tax</b>		-	-
<b>Total comprehensive income/(loss) for the year, net of tax</b>		(8,965)	(7,652)
Earnings per equity share (computed on the basis of profit/(loss) for the year):	11		
(1) Basic		(0.90)	(0.77)
(2) Diluted		(0.90)	(0.77)

Summary of significant accounting policies 3

The accompanying notes are an integral part of the financial statements.

As per our report of even date

For Rajeev & Ajay  
Firm registration No : 009977N  
Chartered Accountants

Ajay Sachdeva  
Partner  
Membership No. : 084302

For and on behalf of the Board of Directors of  
**SIGNAGES PROPERTIES PRIVATE LIMITED**

Bhaya Bhushan Garg  
Director  
DIN-01669048

Rahul Bindle  
Director  
DIN-02128650

Place : New Delhi

Date :

24 MAY 2017

**SILVER SEA VESSEL MANAGEMENT PRIVATE LIMITED**  
(Incorporated in the Republic of Singapore)

STATEMENT OF FINANCIAL POSITION  
AS AT 31 MARCH 2017

	<u>Note</u>	<u>2017</u> USD	<u>2016</u> USD
<b>ASSETS</b>			
<b>Non-current assets</b>		-	-
<b>Current assets</b>			
Other receivables	5	-	909
<b>Total assets</b>		<u>-</u>	<u>909</u>
<b>EQUITY AND LIABILITIES</b>			
<b>Capital and reserves</b>			
Share capital	6	1	1
Retained earnings		(101,610)	(95,194)
<b>Total equity</b>		(101,609)	(95,193)
<b>Non-current liabilities</b>		-	-
<b>Current liabilities</b>			
Other payables and accruals	7	3,611	4,306
Amount payable to holding company	7	97,998	91,796
<b>Total current liabilities</b>		101,609	96,102
<b>Total liabilities</b>		101,609	96,102
<b>Total equity and liabilities</b>		<u>-</u>	<u>909</u>

The accompanying notes form an integral part of the unaudited financial statements.



**SILVER SEA VESSEL MANAGEMENT PRIVATE LIMITED**  
(Incorporated in the Republic of Singapore)

**STATEMENT OF PROFIT OR LOSS AND OTHER COMPREHENSIVE INCOME  
FOR THE YEAR ENDED 31 MARCH 2017**

	<u>Note</u>	<u>2017</u> USD	<u>2016</u> USD
<b>Revenue</b>	8	-	-
Other income	8	28	-
		28	-
Costs and expenses			
Director's fee		1,830	1,874
Other expenses	9	4,614	5,666
		(6,444)	(7,540)
<b>Loss before tax</b>	10	(6,416)	(7,540)
Income tax expense	11	-	-
<b>LOSS FOR THE YEAR</b>		(6,416)	(7,540)
<b>Other comprehensive income</b>		-	-
Other comprehensive income for the year, net of tax		-	-
<b>TOTAL COMPREHENSIVE LOSS FOR THE YEAR</b>		(6,416)	(7,540)

The accompanying notes form an integral part of the unaudited financial statements.

**SMRIDHI TECHNOBUILD PRIVATE LIMITED**  
**BALANCE SHEET AS AT 31 MARCH 2017**  
(Amount in Rupees, unless otherwise stated)

	Notes	As at 31 March 2017	As at 31 March 2016	As at 1 April 2015
<b>ASSETS</b>				
<b>Current assets</b>				
Cash and cash equivalents	4	7,26,380	8,55,433	8,57,508
Other current assets	5	2,09,70,00,000	2,09,70,00,000	2,09,70,00,000
<b>Total Assets</b>		<b>2,09,77,26,380</b>	<b>2,09,78,55,433</b>	<b>2,09,78,57,508</b>
<b>EQUITY AND LIABILITIES</b>				
<b>Equity</b>				
Equity share capital	6	1,00,00,000	1,00,00,000	1,00,00,000
Other equity	7	2,03,65,38,315	2,03,65,48,060	2,03,65,57,075
<b>Total equity</b>		<b>2,04,65,38,315</b>	<b>2,04,65,48,060</b>	<b>2,04,65,57,075</b>
<b>LIABILITIES</b>				
<b>Current liabilities</b>				
Financial liabilities				
Trade payables	8	5,750	1,24,848	1,18,118
Other financial liabilities	9	5,11,82,315	5,11,82,315	5,11,82,315
Other current liabilities	10	-	210	-
<b>Total liabilities</b>		<b>5,11,88,065</b>	<b>5,13,07,373</b>	<b>5,13,00,433</b>
<b>Total Equity and Liabilities</b>		<b>2,09,77,26,380</b>	<b>2,09,78,55,433</b>	<b>2,09,78,57,508</b>

Summary of significant accounting policies

3

The accompanying notes are an integral part of the financial statements.

As per our report of even date

For Rajeev & Ajay  
Firm registration No : 009977N  
Chartered Accountants

Ajay Sachdeva  
Partner  
Membership No. : 084302

Place : New Delhi  
Date :

24 MAY 2017

For and on behalf of the Board of Directors of  
**SMRIDHI TECHNOBUILD PRIVATE LIMITED**

Vikas Garg  
Director  
DIN-05267799

Sunil Kumar Khanna  
Director  
DIN-02230962

**SMRIDHI TECHNOBUILD PRIVATE LIMITED**  
**STATEMENT OF PROFIT AND LOSS FOR THE YEAR ENDED 31 MARCH 2017**  
(Amount in Rupees, unless otherwise stated)

Particulars	Notes	31 March 2017	31 March 2016
<b>Total Income (I)</b>		-	-
<b>EXPENSES</b>			
Other expenses	11	8,235	8,575
Finance costs	12	1,510	440
<b>Total Expenses (II)</b>		9,745	9,015
<b>Profit/(Loss) before tax from continuing operations (I-II)</b>		(9,745)	(9,015)
<b>Tax expense:</b>			
Current Tax		-	-
<b>Profit/(Loss) for the year from continuing operations</b>		(9,745)	(9,015)
<b>Other Comprehensive Income</b>		-	-
<b>Total other comprehensive income for the year, net of tax</b>		-	-
<b>Total comprehensive income/(loss) for the year, net of tax</b>		(9,745)	(9,015)
<b>Earnings per equity share (computed on the basis of profit/(loss) for the year):</b>	13		
(1) Basic		(0.01)	(0.01)
(2) Diluted		(0.01)	(0.01)

Summary of significant accounting policies 3

The accompanying notes are an integral part of the financial statements.

As per our report of even date

For Rajeev & Ajay  
Firm registration No : 009977N  
Chartered Accountants

Ajay Sachdeva  
Partner  
Membership No. : 084302

For and on behalf of the Board of Directors of  
SMRIDHI TECHNOBUILD PRIVATE LIMITED

Vikas Garg  
Director  
DIN-05267799

Sunil Kumar Khanna  
Director  
DIN-02230962

Place : New Delhi

Date :

24 MAY 2017



**SNOW WHITE BUILDCON PRIVATE LIMITED**  
**STANDALONE BALANCE SHEET AS AT 31 MARCH 2017**  
(Amount in Rupees, unless otherwise stated)

	Notes	As at 31 March 2017	As at 31 March 2016	As at 1 April 2015
<b>ASSETS</b>				
<b>Non-current assets</b>				
Financial Assets				
Investments	4	10,44,40,420	10,44,40,420	10,44,40,420
		<u>10,44,40,420</u>	<u>10,44,40,420</u>	<u>10,44,40,420</u>
<b>Current assets</b>				
Inventories	5	71,10,69,063	71,10,43,698	71,10,43,698
Financial assets				
Cash and cash equivalents	6	23,001	3,94,367	10,583
Other bank balances	7	5,98,767	5,98,767	5,68,948
Other financial assets	8	4,25,49,986	5,28,13,174	6,44,84,612
Other current assets	9	2,86,085	9,14,603	11,87,221
		<u>75,45,26,902</u>	<u>76,57,64,609</u>	<u>77,72,95,063</u>
<b>Total Assets</b>		<u><b>85,89,67,322</b></u>	<u><b>87,02,05,029</b></u>	<u><b>88,17,35,483</b></u>
<b>EQUITY AND LIABILITIES</b>				
<b>Equity</b>				
Equity share capital	10	1,00,000	1,00,000	1,00,000
Other equity	11			
Retained Earnings		(5,30,96,586)	(5,30,54,688)	(5,30,70,995)
<b>Total equity</b>		<u><b>(5,29,96,586)</b></u>	<u><b>(5,29,54,688)</b></u>	<u><b>(5,29,70,995)</b></u>
<b>LIABILITIES</b>				
<b>Current liabilities</b>				
Financial liabilities				
Trade payables	12	57,22,932	1,18,90,103	1,32,92,448
Other current liabilities	13	90,62,40,976	91,12,69,614	92,14,14,030
<b>Total liabilities</b>		<u><b>91,19,63,908</b></u>	<u><b>92,31,59,717</b></u>	<u><b>93,47,06,478</b></u>
<b>Total Equity and Liabilities</b>		<u><b>85,89,67,322</b></u>	<u><b>87,02,05,029</b></u>	<u><b>88,17,35,483</b></u>

Summary of significant accounting policies 3

The accompanying notes are an integral part of the financial statements.

As per our report of even date

For MNV & CO.  
Firm Reg. No.: 023682N  
Chartered Accountants

Vikrant Suri  
Partner  
Membership No.: 505887



For and on behalf of the Board of Directors of  
**SNOW WHITE BUILDCON PRIVATE LIMITED**

Ranjit Sarkar  
Director  
DIN- 06785561

Varun Aggarwal  
Director  
DIN- 06966535

Place : New Delhi

Date : 24<sup>th</sup> May 2017

SNOW WHITE BUILDCON PRIVATE LIMITED  
STANDALONE STATEMENT OF PROFIT AND LOSS FOR THE YEAR ENDED 31 MARCH 2017  
(Amount in Rupees, unless otherwise stated)

Particulars	Notes	31 March 2017	31 March 2016
Other Income	14	98,382	53,968
<b>Total Income (I)</b>		<b>98,382</b>	<b>53,968</b>
<b>EXPENSES</b>			
Other expenses	15	1,40,194	30,097
Finance costs	16	86	271
<b>Total Expenses (II)</b>		<b>1,40,280</b>	<b>30,368</b>
<b>Profit/(Loss) before tax from operations (I-II)</b>		<b>(41,898)</b>	<b>23,600</b>
<b>Tax expense:</b>			
Current Tax		-	7,292
<b>Profit/(Loss) for the year from operations</b>		<b>(41,898)</b>	<b>16,307</b>
<b>Other Comprehensive Income</b>		-	-
<b>Total other comprehensive income for the year, net of tax</b>		-	-
<b>Total comprehensive income/(loss) for the year, net of tax</b>		<b>(41,898)</b>	<b>16,307</b>
Earnings per equity share (computed on the basis of profit/(loss) for the year):	17		
(1) Basic		(4.19)	1.63
(2) Diluted		(4.19)	1.63

Summary of significant accounting policies 3

The accompanying notes are an integral part of the financial statements.

As per our report of even date

For MNV & CO.  
Firm Reg. No. 023682N  
Chartered Accountants

Vikram Suri  
Partner  
Membership No.: 505887



For and on behalf of the Board of Directors of  
SNOW WHITE BUILDCON PRIVATE LIMITED

Ranjit Sarkar  
Director  
DIN- 06785561

Varun Agarwal  
Director  
DIN- 06966535

Place : New Delhi

Date : 24<sup>th</sup> May 2017

**SONEX PROJECTS PRIVATE LIMITED**  
**BALANCE SHEET AS AT 31 MARCH 2017**  
(Amount in Rupees, unless otherwise stated)

	Notes	As at 31 March 2017	As at 31 March 2016	As at 1 April 2015
<b>ASSETS</b>				
<b>Current assets</b>				
Inventories	4	11,94,11,788	11,94,11,788	43,12,59,361
Financial assets				
Cash and cash equivalents	5	8,778	16,193	10,966
Other bank balances	6	18,93,447	18,93,447	18,93,447
Other financial assets	7	6,63,51,479	6,61,80,120	7,76,87,054
Other current assets	8	24,83,459	23,42,476	25,40,471
<b>Total Assets</b>		<b>19,01,48,951</b>	<b>18,98,44,024</b>	<b>51,33,91,298</b>
<b>EQUITY AND LIABILITIES</b>				
<b>Equity</b>				
Equity share capital	9	1,00,000	1,00,000	1,00,000
Other equity	10			
Retained Earnings		15,87,888	14,88,743	(2,49,704)
<b>Total equity</b>		<b>16,87,888</b>	<b>15,88,743</b>	<b>(1,49,704)</b>
<b>LIABILITIES</b>				
<b>Current liabilities</b>				
Financial liabilities				
Trade payables	11	3,60,19,085	3,60,19,060	4,29,68,422
Other current liabilities	12	15,24,41,978	15,22,36,221	47,05,72,580
<b>Total liabilities</b>		<b>18,84,61,063</b>	<b>18,82,55,281</b>	<b>51,35,41,002</b>
<b>Total Equity and Liabilities</b>		<b>19,01,48,951</b>	<b>18,98,44,024</b>	<b>51,33,91,298</b>

Summary of significant accounting policies

3

The accompanying notes are an integral part of the financial statements.

As per our report of even date

For MNV & CO.  
Firm Reg. No.: 23682N  
Chartered Accountants



For and on behalf of the Board of Directors of  
SONEX PROJECTS PRIVATE LIMITED

Krishna Kant Kumar  
Director  
DIN- 07108942

Shishir Lal  
Director  
DIN- 02210170

Place : New Delhi

Date : 20 May 2017



**SONEX PROJECTS PRIVATE LIMITED**  
**STATEMENT OF PROFIT AND LOSS FOR THE YEAR ENDED 31 MARCH 2017**  
(Amount in Rupees, unless otherwise stated)

Particulars	Notes	31 March 2017	31 March 2016
Revenue From Operations			
Other Income	13	-	5,08,750
<b>Total Income (I)</b>	14	<b>1,71,859</b>	<b>14,53,913</b>
		<b>1,71,859</b>	<b>19,62,663</b>
<b>EXPENSES</b>			
Other expenses			
Finance costs	15	7,825	20,073
<b>Total Expenses (II)</b>	16	<b>20,589</b>	<b>69</b>
		<b>28,414</b>	<b>20,142</b>
<b>Profit/(Loss) before tax from operations (I-II)</b>		<b>1,43,445</b>	<b>19,42,521</b>
Tax expense:			
Current Tax		44,300	2,04,074
<b>Profit/(Loss) for the year from operations</b>		<b>99,145</b>	<b>17,38,447</b>
<b>Other Comprehensive Income</b>			
<b>Total other comprehensive income for the year, net of tax</b>			
<b>Total comprehensive income/(loss) for the year, net of tax</b>		<b>99,145</b>	<b>17,38,447</b>
Earnings per equity share (computed on the basis of profit/(loss) for the year):	17		
(1) Basic		9.91	173.84
(2) Diluted		9.91	173.84

Summary of significant accounting policies

3

The accompanying notes are an integral part of the financial statements.

As per our report of even date

For MNV & CO.  
Firm Reg. No.: 023682N  
Chartered Accountants

Vikrant Suri  
Partner  
Membership No.: 505887



For and on behalf of the Board of Directors of  
SONEX PROJECTS PRIVATE LIMITED

Krishna Kant Kumar  
Director  
DIN- 07108942

Shishir Lal  
Director  
DIN- 02210170

Place : New Delhi

Date : 27 May 2017

**SPARSH PROMOTERS PRIVATE LIMITED**  
**BALANCE SHEET AS AT 31 MARCH 2017**  
(Amount in Rupees, unless otherwise stated)

	Notes	As at 31 March 2017	As at 31 March 2016	As at 1 April 2015
<b>ASSETS</b>				
<b>Current assets</b>				
Inventories	4	41,46,42,183	52,57,97,415	52,57,97,415
Financial assets				
Cash and cash equivalents	5	12,460	9,649	14,154
Other financial assets	6	45,13,59,311	-	-
Other current assets	7	61,05,993	-	-
<b>Total Assets</b>		<b>87,21,19,947</b>	<b>52,58,07,064</b>	<b>52,58,11,569</b>
<b>EQUITY AND LIABILITIES</b>				
<b>Equity</b>				
Equity share capital	8	10,00,000	10,00,000	10,00,000
Other equity	9			
Retained Earnings		(5,51,843)	(5,44,145)	(9,73,713)
<b>Total equity</b>		<b>4,48,157</b>	<b>4,55,855</b>	<b>26,287</b>
<b>LIABILITIES</b>				
<b>Current liabilities</b>				
Financial liabilities				
Trade payables	10	5,750	6,545	5,618
Other current liabilities	11	87,16,66,040	52,53,44,664	52,57,79,664
<b>Total liabilities</b>		<b>87,16,71,790</b>	<b>52,53,51,209</b>	<b>52,57,85,282</b>
<b>Total Equity and Liabilities</b>		<b>87,21,19,947</b>	<b>52,58,07,064</b>	<b>52,58,11,569</b>

Summary of significant accounting policies 3

The accompanying notes are an integral part of the financial statements.

As per our report of even date

For MNV & CO.  
Firm Reg. No.: 023682N  
Chartered Accountants

Vikram Puri  
Partner  
Membership No.: 505887

For and on behalf of the Board of Directors of  
**SPARSH PROMOTERS PRIVATE LIMITED**

Rajnish Bhardwaj  
Director  
DIN- 02220240

Amit Dhall  
Director  
DIN- 07257270

Place : New Delhi

Date : 24<sup>th</sup> May 2017

**SPARSH PROMOTERS PRIVATE LIMITED**  
**STATEMENT OF PROFIT AND LOSS FOR THE YEAR ENDED 31 MARCH 2017**  
(Amount in Rupees, unless otherwise stated)

Particulars	Notes	31 March 2017	31 March 2016
Other Income	12	300	4,39,236
<b>Total Income (I)</b>		<b>300</b>	<b>4,39,236</b>
<b>EXPENSES</b>			
Other expenses	13	7,825	9,599
Finance costs	14	173	69
<b>Total Expenses (II)</b>		<b>7,998</b>	<b>9,668</b>
<b>Profit/(Loss) before tax from operations (I-II)</b>		<b>(7,698)</b>	<b>4,29,568</b>
<b>Tax expense:</b>			
Current Tax		-	-
<b>Profit/(Loss) for the year from operations</b>		<b>(7,698)</b>	<b>4,29,568</b>
<b>Other Comprehensive Income</b>		-	-
<b>Total other comprehensive income for the year, net of tax</b>		-	-
<b>Total comprehensive income/(loss) for the year, net of tax</b>		<b>(7,698)</b>	<b>4,29,568</b>
Earnings per equity share (computed on the basis of profit/(loss) for the year):	15		
(1) Basic		(0.08)	4.30
(2) Diluted		(0.08)	4.30

Summary of significant accounting policies 3

The accompanying notes are an integral part of the financial statements.

As per our report of even date

For MNV & CO.  
Firm Reg. No.: 023682N  
Chartered Accountants

Vikrant Suri  
Partner  
Membership No.: 505887



For and on behalf of the Board of Directors of  
**SPARSH PROMOTERS PRIVATE LIMITED**

Rajnish Bhardwaj  
Director  
DIN- 02220240

Amit Dhall  
Director  
DIN- 07257270

Place : New Delhi

Date : 24<sup>th</sup> May 2017



**SPIRITUAL REALTORS PRIVATE LIMITED**  
**BALANCE SHEET AS AT 31 MARCH 2017**  
(Amount in Rupees, unless otherwise stated)

	Notes	As at 31 March 2017	As at 31 March 2016	As at 1 April 2015
<b>ASSETS</b>				
<b>Current assets</b>				
Financial assets				
Cash and cash equivalents	4	113,921	93,249	92,919
Other current assets	5	40,688,919	40,691,091	40,691,569
		<u>40,802,840</u>	<u>40,784,340</u>	<u>40,784,488</u>
<b>Total Assets</b>		<u><b>40,802,840</b></u>	<u><b>40,784,340</b></u>	<u><b>40,784,488</b></u>
<b>EQUITY AND LIABILITIES</b>				
<b>Equity</b>				
Equity share capital	6	100,000	100,000	100,000
Other equity	7			
Retained Earnings		(7,511,001)	(7,504,476)	(7,500,623)
<b>Total equity</b>		<u>(7,411,001)</u>	<u>(7,404,476)</u>	<u>(7,400,623)</u>
<b>LIABILITIES</b>				
<b>Current liabilities</b>				
Financial liabilities				
Trade payables	8	55,233	55,208	51,623
Other current liabilities	9	48,158,608	48,133,608	48,133,488
<b>Total liabilities</b>		<u>48,213,841</u>	<u>48,188,816</u>	<u>48,185,111</u>
<b>Total Equity and Liabilities</b>		<u><b>40,802,840</b></u>	<u><b>40,784,340</b></u>	<u><b>40,784,488</b></u>
Summary of significant accounting policies	3			

The accompanying notes are an integral part of the financial statements.

As per our report of even date

For Sanjay Rastogi & Associates  
Firm registration No : 014056N  
Chartered Accountants

CA Sanjay Rastogi  
Prop  
Membership No. : 075033



For and on behalf of the Board of Directors of  
SPIRITUAL REALTORS PRIVATE LIMITED

Shishir Lal  
Director  
DIN-02210170

Rajnish Bhardwaj  
Director  
Din-02220240

Place : New Delhi  
Date : 24 MAY 2017

**SPIRITUAL REALTORS PRIVATE LIMITED**  
**STATEMENT OF PROFIT AND LOSS FOR THE YEAR ENDED 31 MARCH 2017**  
(Amount in Rupees, unless otherwise stated)

Particulars	Notes	31 March 2017	31 March 2016
Continuing operations			
Other Income	10	5,388	6,149
<b>Total Income (I)</b>		<b>5,388</b>	<b>6,149</b>
<b>EXPENSES</b>			
Other expenses	11	11,107	10,002
Finance costs	12	806	-
<b>Total Expenses (II)</b>		<b>11,913</b>	<b>10,002</b>
<b>Loss before tax from continuing operations (I-II)</b>		<b>(6,525)</b>	<b>(3,853)</b>
Tax expense:			
Current Tax		-	-
<b>Loss for the year from continuing operations</b>		<b>(6,525)</b>	<b>(3,853)</b>
<b>Other comprehensive income</b>		<b>-</b>	<b>-</b>
<b>Total other comprehensive income for the year, net of tax</b>		<b>-</b>	<b>-</b>
<b>Total comprehensive loss for the year, net of tax</b>		<b>(6,525)</b>	<b>(3,853)</b>
Earnings per equity share (computed on the basis of loss for the year):	13		
(1) Basic		(0.65)	(0.39)
(2) Diluted		(0.65)	(0.39)

Summary of significant accounting policies 3

The accompanying notes are an integral part of the financial statements.

As per our report of even date

For Sanjay Rastogi & Associates  
Firm registration No : 014056N  
Chartered Accountants

CA Sanjay Rastogi  
Prop.  
Membership No. : 075033



For and on behalf of the Board of Directors of  
**SPIRITUAL REALTORS PRIVATE LIMITED**

Shishir Lal  
Director  
DIN-02210170

Rajnish Bhardwaj  
Director  
Din-02220240

Place : New Delhi

Date : 24 MAY 2017

**SPROUTING PROPERTIES PRIVATE LIMITED**  
**BALANCE SHEET AS AT 31 MARCH 2017**  
(Amount in Rupees, unless otherwise stated)

	Notes	As at 31 March 2017	As at 31 March 2016	As at 1 April 2015
<b>ASSETS</b>				
<b>Current assets</b>				
Inventories	4	7,04,01,038	7,04,01,038	7,04,01,038
Financial assets				
Cash and cash equivalents	5	3,302	11,218	19,361
Other current assets	6	-	-	1,21,393
<b>Total Assets</b>		<b>7,04,04,340</b>	<b>7,04,12,256</b>	<b>7,05,41,792</b>
<b>EQUITY AND LIABILITIES</b>				
<b>Equity</b>				
Equity share capital	7	1,00,000	1,00,000	1,00,000
Other equity	8			
Retained Earnings		(3,65,655)	(3,57,714)	(3,49,071)
<b>Total equity</b>		<b>(2,65,655)</b>	<b>(2,57,714)</b>	<b>(2,49,071)</b>
<b>LIABILITIES</b>				
<b>Current liabilities</b>				
Financial liabilities				
Trade payables	9	5,750	5,725	5,618
Other current liabilities	10	7,06,64,244	7,06,64,244	7,07,85,244
<b>Total liabilities</b>		<b>7,06,69,994</b>	<b>7,06,69,969</b>	<b>7,07,90,862</b>
<b>Total Equity and Liabilities</b>		<b>7,04,04,340</b>	<b>7,04,12,256</b>	<b>7,05,41,792</b>
Summary of significant accounting policies	3			

The accompanying notes are an integral part of the financial statements.

As per our report of even date

For MNV & CO.  
Firm Reg. No.: 023682N  
Chartered Accountants

Vikram Suri  
Partner  
Membership No.: 505887

Place : New Delhi

Date : 22 May 2017



For and on behalf of the Board of Directors of  
**SPROUTING PROPERTIES PRIVATE LIMITED**

Avinash Kumar Nagpal  
Director  
DIN- 06583602

Jasbinder Singh Jaswal  
Director  
DIN- 07109050



**SPROUTING PROPERTIES PRIVATE LIMITED**  
**STATEMENT OF PROFIT AND LOSS FOR THE YEAR ENDED 31 MARCH 2017**  
(Amount in Rupees, unless otherwise stated)

Particulars	Notes	31 March 2017	31 March 2016
Total Income (I)		-	-
<b>EXPENSES</b>			
Other expenses	11	7,826	8,574
Finance costs	12	115	69
Total Expenses (II)		7,941	8,643
Profit/(Loss) before tax from operations (I-II)		(7,941)	(8,643)
Tax expense:			
Current Tax		-	-
Profit/(Loss) for the year from operations		(7,941)	(8,643)
Other Comprehensive Income		-	-
Total other comprehensive income for the year, net of tax		-	-
Total comprehensive income/(loss) for the year, net of tax		(7,941)	(8,643)
Earnings per equity share (computed on the basis of profit/(loss) for the year):	13		
(1) Basic		(0.79)	(0.86)
(2) Diluted		(0.79)	(0.86)

Summary of significant accounting policies

3

The accompanying notes are an integral part of the financial statements.

As per our report of even date

For MNV & CO.  
Firm Reg. No.: 023682N  
Chartered Accountants

Vikrant Saini  
Partner  
Membership No.: 505887

Place : New Delhi

Date : 24 May 2017

For and on behalf of the Board of Directors of  
**SPROUTING PROPERTIES PRIVATE LIMITED**

Avinash Kumar Nagpal  
Director  
DIN- 06583602

Jasbinder Singh Jaswal  
Director  
DIN- 07109050

**SPURT PROJECTS PRIVATE LIMITED**  
**BALANCE SHEET AS AT 31 MARCH 2017**  
(Amount in Rupees, unless otherwise stated)

	Notes	As at 31 March 2017	As at 31 March 2016	As at 1 April 2015
<b>ASSETS</b>				
<b>Current assets</b>				
Inventories	4	41,33,20,639	41,33,20,639	41,33,20,639
Financial assets				
Cash and cash equivalents	5	12,916	20,052	1,22,106
Other financial assets	6	5,29,81,635	1,49,09,296	1,49,09,296
Other current assets	7	1,24,37,500	1,24,37,500	1,60,38,996
<b>Total Assets</b>		<b>47,87,52,690</b>	<b>44,06,87,487</b>	<b>44,43,91,037</b>
<b>EQUITY AND LIABILITIES</b>				
<b>Equity</b>				
Equity share capital	8	1,00,000	1,00,000	1,00,000
Other equity	9			
Retained Earnings		(19,84,562)	(27,73,987)	(30,29,673)
<b>Total equity</b>		<b>(18,84,562)</b>	<b>(26,73,987)</b>	<b>(29,29,673)</b>
<b>LIABILITIES</b>				
<b>Current liabilities</b>				
Financial liabilities				
Trade payables	10	6,07,357	6,08,152	6,07,225
Other current liabilities	11	47,96,88,295	44,26,38,985	44,67,13,485
Provisions	12	3,41,600	1,14,337	
<b>Total liabilities</b>		<b>48,06,37,252</b>	<b>44,33,61,474</b>	<b>44,73,20,710</b>
<b>Total Equity and Liabilities</b>		<b>47,87,52,690</b>	<b>44,06,87,487</b>	<b>44,43,91,037</b>

Summary of significant accounting policies

3

The accompanying notes are an integral part of the financial statements.

As per our report of even date

For MNV & CO.  
Firm Reg. No.: 023682N  
Chartered Accountants

Vikrant Suri  
Partner  
Membership No.: 505887



Place : New Delhi  
Date : 24 May 2017

For and on behalf of the Board of Directors of  
**SPURT PROJECTS PRIVATE LIMITED**

*Avinash Kumar Nagpal*  
Avinash Kumar Nagpal  
Director  
DIN- 06583602

*Jasbinder Singh Jaswal*  
Jasbinder Singh Jaswal  
Director  
DIN- 07109050

**SPURT PROJECTS PRIVATE LIMITED**  
**STATEMENT OF PROFIT AND LOSS FOR THE YEAR ENDED 31 MARCH 2017**  
(Amount in Rupees, unless otherwise stated)

Particulars	Notes	31 March 2017	31 March 2016
Other Income	13	11,52,480	5,04,214
<b>Total Income (I)</b>		<b>11,52,480</b>	<b>5,04,214</b>
<b>EXPENSES</b>			
Other expenses	14	8,645	1,34,087
Finance costs	15	12,810	104
<b>Total Expenses (II)</b>		<b>21,455</b>	<b>1,34,191</b>
<b>Profit/(Loss) before tax from operations (I-II)</b>		<b>11,31,025</b>	<b>3,70,023</b>
<b>Tax expense:</b>			
Current Tax		3,41,600	1,14,337
<b>Profit/(Loss) for the year from operations</b>		<b>7,89,425</b>	<b>2,55,686</b>
<b>Other Comprehensive Income</b>			
<b>Total other comprehensive income for the year, net of tax</b>			
<b>Total comprehensive income/(loss) for the year, net of tax</b>		<b>7,89,425</b>	<b>2,55,686</b>
<b>Earnings per equity share (computed on the basis of profit/(loss) for the year):</b>	16		
(1) Basic		78.94	25.57
(2) Diluted		78.94	25.57

Summary of significant accounting policies 3

The accompanying notes are an integral part of the financial statements.

As per our report of even date

For MNV & CO.  
Firm Reg. No.: 028682N  
Chartered Accountants

Vikram Suri  
Partner  
Membership No.: 505887

Place : New Delhi

Date : 24 May 2017



For and on behalf of the Board of Directors of  
**SPURT PROJECTS PRIVATE LIMITED**

Avinash Kumar Nagpal  
Director  
DIN- 06583602

Jasbinder Singh Jaswal  
Director  
DIN- 07109050



**SRIYAM ESTATES PRIVATE LIMITED**  
**BALANCE SHEET AS AT 31 MARCH 2017**  
(Amount in Rupees, unless otherwise stated)

	Notes	As at 31 March 2017	As at 31 March 2016	As at 1 April 2015
<b>ASSETS</b>				
<b>Current assets</b>				
Inventories	4	2,19,18,245	2,19,18,245	2,19,18,245
Financial assets				
Cash and cash equivalents	5	12,078	9,583	16,614
Other financial assets	6	50,63,326	50,63,326	50,63,326
Other current assets	7	-	-	48,871
<b>Total Assets</b>		<b>2,69,93,649</b>	<b>2,69,91,154</b>	<b>2,70,47,056</b>
<b>EQUITY AND LIABILITIES</b>				
<b>Equity</b>				
Equity share capital	8	1,00,000	1,00,000	1,00,000
Other equity	9			
Retained Earnings		(13,77,816)	(13,70,286)	(13,63,077)
<b>Total equity</b>		<b>(12,77,816)</b>	<b>(12,70,286)</b>	<b>(12,63,077)</b>
<b>LIABILITIES</b>				
<b>Current liabilities</b>				
Financial liabilities				
Trade payables	10	5,750	5,725	5,618
Other current liabilities	11	2,82,65,715	2,82,55,715	2,83,04,515
<b>Total liabilities</b>		<b>2,82,71,465</b>	<b>2,82,61,440</b>	<b>2,83,10,133</b>
<b>Total Equity and Liabilities</b>		<b>2,69,93,649</b>	<b>2,69,91,154</b>	<b>2,70,47,056</b>

Summary of significant accounting policies 3

The accompanying notes are an integral part of the financial statements.

As per our report of even date

For MNV & CO.  
Firm Reg. No.: 020682N  
Chartered Accountants

Vikram Suri  
Partner  
Membership No.: 505887



For and on behalf of the Board of Directors of  
SRIYAM ESTATES PRIVATE LIMITED

Bhupinder Rajaswant Singh  
Director  
DIN- 06883432

Krishna Kant Kumar  
Director  
DIN- 07108942

Place : New Delhi

Date : 24 May 2017

**SRIYAM ESTATES PRIVATE LIMITED**  
**STATEMENT OF PROFIT AND LOSS FOR THE YEAR ENDED 31 MARCH 2017**  
(Amount in Rupees, unless otherwise stated)

Particulars	Notes	31 March 2017	31 March 2016
Total Income (I)		-	-
<b>EXPENSES</b>			
Other expenses	12	7,415	7,140
Finance costs	13	115	69
Total Expenses (II)		7,530	7,209
Profit/(Loss) before tax from operations (I-II)		(7,530)	(7,209)
Tax expense:			
Current Tax		-	-
Profit/(Loss) for the year from operations		(7,530)	(7,209)
Other Comprehensive Income		-	-
Total other comprehensive income for the year, net of tax		-	-
Total comprehensive income/(loss) for the year, net of tax		(7,530)	(7,209)
Earnings per equity share (computed on the basis of profit/(loss) for the year):	14		
(1) Basic		(0.75)	(0.72)
(2) Diluted		(0.75)	(0.72)

Summary of significant accounting policies 3

The accompanying notes are an integral part of the financial statements.

As per our report of even date

For MNV & CO.  
Firm Reg. No.: 023682N  
Chartered Accountants

Vikram Suri  
Partner  
Membership No.: 505887



For and on behalf of the Board of Directors of  
**SRIYAM ESTATES PRIVATE LIMITED**

Bhupinder Rajaswani Singh  
Director  
DIN- 06583432

Krishna Kant Kumar  
Director  
DIN- 07108942

Place : New Delhi

Date :

24 May 2017

**STASH PROPBUILD PRIVATE LIMITED**  
**BALANCE SHEET AS AT 31 MARCH 2017**  
(Amount in Rupees, unless otherwise stated)

	Notes	As at 31 March 2017	As at 31 March 2016	As at 1 April 2015
<b>ASSETS</b>				
<b>Current assets</b>				
Inventories	4	74,07,539	74,07,539	74,07,539
Financial assets				
Cash and cash equivalents	5	11,563	18,659	6,374
Other financial assets	6	20,90,788	20,90,788	20,90,788
<b>Total Assets</b>		<b>95,09,890</b>	<b>95,16,986</b>	<b>95,04,701</b>
<b>EQUITY AND LIABILITIES</b>				
<b>Equity</b>				
Equity share capital	7	1,00,000	1,00,000	1,00,000
Other equity	8			
Retained Earnings		(2,55,331)	(2,48,210)	(2,40,388)
<b>Total equity</b>		<b>(1,55,331)</b>	<b>(1,48,210)</b>	<b>(1,40,388)</b>
<b>LIABILITIES</b>				
<b>Current liabilities</b>				
Financial liabilities				
Trade payables	9	5,750	5,725	5,618
Other current liabilities	10	96,59,471	96,59,471	96,39,471
<b>Total liabilities</b>		<b>96,65,221</b>	<b>96,65,196</b>	<b>96,45,089</b>
<b>Total Equity and Liabilities</b>		<b>95,09,890</b>	<b>95,16,986</b>	<b>95,04,701</b>

Summary of significant accounting policies 3

The accompanying notes are an integral part of the financial statements.

As per our report of even date

For Rajeew & Ajay  
Firm registration No : 009977N  
Chartered Accountants

Ajay Sachdeva  
Partner  
Membership No : 084302

For and on behalf of the Board of Directors of  
STASH PROPBUILD PRIVATE LIMITED

Vikas Garg  
Director  
DIN-05267799

Ravi Bansal  
Director  
DIN- 06719785

Place : New Delhi

Date : 24 MAY 2017



**STASH PROPBUILD PRIVATE LIMITED**  
**STATEMENT OF PROFIT AND LOSS FOR THE YEAR ENDED 31 MARCH 2017**  
(Amount in Rupees, unless otherwise stated)

Particulars	Notes	31 March 2017	31 March 2016
<b>Total Income (I)</b>		-	-
<b>EXPENSES</b>			
Other expenses	11	7,006	7,756
Finance costs	12	115	66
<b>Total Expenses (II)</b>		7,121	7,822
<b>Profit/(Loss) before tax from continuing operations (I-II)</b>		(7,121)	(7,822)
<b>Tax expense:</b>			
Current Tax		-	-
<b>Profit/(Loss) for the year from continuing operations</b>		(7,121)	(7,822)
<b>Other Comprehensive Income</b>		-	-
<b>Total other comprehensive income for the year, net of tax</b>		-	-
<b>Total comprehensive income/(loss) for the year, net of tax</b>		(7,121)	(7,822)
<b>Earnings per equity share (computed on the basis of profit/(loss) for the year):</b>	13		
(1) Basic		(0.71)	(0.78)
(2) Diluted		(0.71)	(0.78)

Summary of significant accounting policies 3

The accompanying notes are an integral part of the financial statements.

As per our report of even date

For Rajeev & Ajay  
Firm registration No : 009977N  
Chartered Accountants

Ajay Sachdeva  
Partner  
Membership No. : 084302



For and on behalf of the Board of Directors of  
STASH PROPBUILD PRIVATE LIMITED

Vikas Garg  
Director  
DIN-05267799

Ravi Bansal  
Director  
DIN- 06719785

Place : New Delhi  
Date : 24 MAY 2017

**STAVE PROPBUILD PRIVATE LIMITED**  
**BALANCE SHEET AS AT 31 MARCH 2017**  
(Amount in Rupees, unless otherwise stated)

	Notes	As at 31 March 2017	As at 31 March 2016	As at 1 April 2015
<b>ASSETS</b>				
<b>Current assets</b>				
Inventories	4	1,66,00,600	1,66,00,600	1,66,00,600
Financial assets				
Cash and cash equivalents	5	12,038	6,544	7,563
<b>Total Assets</b>		<b>1,66,12,638</b>	<b>1,66,07,144</b>	<b>1,66,08,163</b>
<b>EQUITY AND LIABILITIES</b>				
<b>Equity</b>				
Equity share capital	6	1,00,000	1,00,000	1,00,000
Other equity	7			
Retained Earnings		(2,54,082)	(2,46,551)	(2,38,425)
<b>Total equity</b>		<b>(1,54,082)</b>	<b>(1,46,551)</b>	<b>(1,38,425)</b>
<b>LIABILITIES</b>				
<b>Current liabilities</b>				
Financial liabilities				
Trade payables	8	5,750	5,725	5,618
Other current liabilities	9	1,67,60,970	1,67,47,970	1,67,40,970
<b>Total liabilities</b>		<b>1,67,66,720</b>	<b>1,67,53,695</b>	<b>1,67,46,588</b>
<b>Total Equity and Liabilities</b>		<b>1,66,12,638</b>	<b>1,66,07,144</b>	<b>1,66,08,163</b>
<b>Summary of significant accounting policies</b>	3			

The accompanying notes are an integral part of the financial statements.

As per our report of even date

For Rajeev & Ajay  
Firm registration No : 009977N  
Chartered Accountants

Ajay Sachdeva  
Partner  
Membership No. : 084302



Place : New Delhi  
Date : 24 MAY 2017

For and on behalf of the Board of Directors of  
STAVE PROPBUILD PRIVATE LIMITED

Vikas Garg  
Director  
DIN-05267799

Ravi Bansal  
Director  
DIN- 06719785

*(Signature of Vikas Garg)*

*(Signature of Ravi Bansal)*

**STAVE PROPBUILD PRIVATE LIMITED**  
**STATEMENT OF PROFIT AND LOSS FOR THE YEAR ENDED 31 MARCH 2017**  
(Amount in Rupees, unless otherwise stated)

Particulars	Notes	31 March 2017	31 March 2016
<b>Total Income (I)</b>		-	-
<b>EXPENSES</b>			
Other expenses	10	7,416	8,060
Finance costs	11	115	66
<b>Total Expenses (II)</b>		<b>7,531</b>	<b>8,126</b>
<b>Profit/(Loss) before tax from continuing operations (I-II)</b>		<b>(7,531)</b>	<b>(8,126)</b>
<b>Tax expense:</b>			
Current Tax		-	-
<b>Profit/(Loss) for the year from continuing operations</b>		<b>(7,531)</b>	<b>(8,126)</b>
<b>Other Comprehensive Income</b>		-	-
<b>Total other comprehensive income for the year, net of tax</b>		-	-
<b>Total comprehensive income/(loss) for the year, net of tax</b>		<b>(7,531)</b>	<b>(8,126)</b>
Earnings per equity share (computed on the basis of profit/(loss) for the year):	12		
(1) Basic		(0.75)	(0.81)
(2) Diluted		(0.75)	(0.81)
<b>Summary of significant accounting policies</b>	3		

The accompanying notes are an integral part of the financial statements.

As per our report of even date

For Rajeev & Ajay

Firm registration No : 009977N

Chartered Accountants

Ajay Sachdeva

Partner

Membership No. : 084302



For and on behalf of the Board of Directors of  
**STAVE PROPBUILD PRIVATE LIMITED**

Vikas Garg

Director

DIN-05267799

Ravi Bansal

Director

DIN- 06719785

Place : New Delhi

Date :

24 MAY 2017



**STEIN PROPBUILD PRIVATE LIMITED**  
**BALANCE SHEET AS AT 31 MARCH 2017**  
(Amount in Rupees, unless otherwise stated)

	Notes	As at 31 March 2017	As at 31 March 2016	As at 1 April 2015
<b>ASSETS</b>				
<b>Current assets</b>				
Inventories	4	6,23,37,894	6,23,37,894	6,23,37,894
Financial assets				
Cash and cash equivalents	5	10,982	18,693	7,740
<b>Total Assets</b>		<b>6,23,48,876</b>	<b>6,23,56,587</b>	<b>6,23,45,634</b>
<b>EQUITY AND LIABILITIES</b>				
<b>Equity</b>				
Equity share capital	6	1,00,000	1,00,000	1,00,000
Other equity	7			
Retained Earnings		(2,62,401)	(2,54,665)	(2,45,510)
<b>Total equity</b>		<b>(1,62,401)</b>	<b>(1,54,665)</b>	<b>(1,45,510)</b>
<b>LIABILITIES</b>				
<b>Current liabilities</b>				
Financial liabilities				
Trade payables	8	5,750	5,725	5,618
Other current liabilities	9	6,25,05,526	6,25,05,526	6,24,85,526
<b>Total liabilities</b>		<b>6,25,11,276</b>	<b>6,25,11,251</b>	<b>6,24,91,144</b>
<b>Total Equity and Liabilities</b>		<b>6,23,48,876</b>	<b>6,23,56,587</b>	<b>6,23,45,634</b>
<b>Summary of significant accounting policies</b>	3			

The accompanying notes are an integral part of the financial statements.

As per our report of even date

For Rajeev & Ajay  
Firm registration No : 009977N  
Chartered Accountants

Ajay Sachdeva  
Partner  
Membership No : 084302

For and on behalf of the Board of Directors of  
STEIN PROPBUILD PRIVATE LIMITED

Mahesh Pal Singh  
Director  
DIN- 07108963

Amitava Chattopadhyay  
Director  
DIN- 07150600


Place : New Delhi  
Date : 24 MAY 2017

**STEIN PROPBUILD PRIVATE LIMITED**  
**STATEMENT OF PROFIT AND LOSS FOR THE YEAR ENDED 31 MARCH 2017**  
(Amount in Rupees, unless otherwise stated)

Particulars	Notes	31 March 2017	31 March 2016
<b>Total Income (I)</b>		-	-
<b>EXPENSES</b>			
Other expenses	10	7,621	9,088
Finance costs	11	115	66
<b>Total Expenses (II)</b>		<b>7,736</b>	<b>9,154</b>
<b>Profit/(Loss) before tax from continuing operations (I-II)</b>		<b>(7,736)</b>	<b>(9,154)</b>
<b>Tax expense:</b>			
Current Tax		-	-
<b>Profit/(Loss) for the year from continuing operations</b>		<b>(7,736)</b>	<b>(9,154)</b>
<b>Other Comprehensive Income</b>		-	-
<b>Total other comprehensive income for the year, net of tax</b>		-	-
<b>Total comprehensive income/(loss) for the year, net of tax</b>		<b>(7,736)</b>	<b>(9,154)</b>
Earnings per equity share (computed on the basis of profit/(loss) for the year):	12		
(1) Basic		(0.77)	(0.92)
(2) Diluted		(0.77)	(0.92)
<b>Summary of significant accounting policies</b>	3		

The accompanying notes are an integral part of the financial statements.

As per our report of even date

For Rajeev & Ajay  
Firm registration No.: 009977N  
Chartered Accountants  
  
Ajay Sachdeva  
Partner  
Membership No.: 084302

For and on behalf of the Board of Directors of  
STEIN PROPBUILD PRIVATE LIMITED

  
Mahesh Pal Singh  
Director  
DIN- 07108963

  
Amitava Chattopadhyay  
Director  
DIN- 07150600

Place : New Delhi  
Date : 24 MAY 2017

**STENT PROPBUILD PRIVATE LIMITED**  
**BALANCE SHEET AS AT 31 MARCH 2017**  
(Amount in Rupees, unless otherwise stated)

	Notes	As at 31 March 2017	As at 31 March 2016	As at 1 April 2015
<b>ASSETS</b>				
<b>Current assets</b>				
Inventories	4	61,81,655	61,81,655	61,81,655
Financial assets				
Cash and cash equivalents	5	11,602	6,440	7,563
<b>Total Assets</b>		<b>61,93,257</b>	<b>61,88,095</b>	<b>61,89,218</b>
<b>EQUITY AND LIABILITIES</b>				
<b>Equity</b>				
Equity share capital	6	1,00,000	1,00,000	1,00,000
Other equity	7			
Retained Earnings		(1,14,585)	(1,05,722)	(97,492)
<b>Total equity</b>		<b>(14,585)</b>	<b>(5,722)</b>	<b>2,508</b>
<b>LIABILITIES</b>				
<b>Current liabilities</b>				
Financial liabilities				
Trade payables	8	5,750	5,725	5,618
Other current liabilities	9	62,02,092	61,88,092	61,81,092
<b>Total liabilities</b>		<b>62,07,842</b>	<b>61,93,817</b>	<b>61,86,710</b>
<b>Total Equity and Liabilities</b>		<b>61,93,257</b>	<b>61,88,095</b>	<b>61,89,218</b>
Summary of significant accounting policies	3			

The accompanying notes are an integral part of the financial statements.

As per our report of even date

For Rajeev & Ajay  
Firm registration No : 009977N  
Chartered Accountants

Ajay Sachdeva  
Partner  
Membership No. : 084302

Place : New Delhi  
Date : 24 MAY 2017

For and on behalf of the Board of Directors of  
STENT PROPBUILD PRIVATE LIMITED

Avinash Kumar Nagpal  
Director  
DIN- 06583602

Ravi Bansal  
Director  
DIN- 06719785



**STENT PROPBUILD PRIVATE LIMITED**  
**STATEMENT OF PROFIT AND LOSS FOR THE YEAR ENDED 31 MARCH 2017**  
(Amount in Rupees, unless otherwise stated)

Particulars	Notes	31 March 2017	31 March 2016
<b>Total Income (I)</b>		-	-
<b>EXPENSES</b>			
Other expenses	10	8,748	8,164
Finance costs	11	115	66
<b>Total Expenses (II)</b>		8,863	8,230
<b>Profit/(Loss) before tax from continuing operations (I-II)</b>		(8,863)	(8,230)
<b>Tax expense:</b>			
Current Tax		-	-
<b>Profit/(Loss) for the year from continuing operations</b>		(8,863)	(8,230)
<b>Other Comprehensive Income</b>		-	-
<b>Total other comprehensive income for the year, net of tax</b>		-	-
<b>Total comprehensive income/(loss) for the year, net of tax</b>		(8,863)	(8,230)
<b>Earnings per equity share (computed on the basis of profit/(loss) for the year):</b>	12		
(1) Basic		(0.89)	(0.82)
(2) Diluted		(0.89)	(0.82)
<b>Summary of significant accounting policies</b>	3		

The accompanying notes are an integral part of the financial statements.

As per our report of even date

For Rajeev & Ajay  
Firm registration No : 009977N  
Chartered Accountants

  
Ajay Sachdeva  
Partner  
Membership No. : 084302

For and on behalf of the Board of Directors of  
STENT PROPBUILD PRIVATE LIMITED

  
Avinash Kumar Nagpal  
Director  
DIN- 06583602

  
Ravi Bansal  
Director  
DIN- 06719785

Place : New Delhi

Date : 24 MAY 2017

**STRUT PROPBUILD PRIVATE LIMITED**  
**BALANCE SHEET AS AT 31 MARCH 2017**  
(Amount in Rupees, unless otherwise stated)

	Notes	As at 31 March 2017	As at 31 March 2016	As at 1 April 2015
<b>ASSETS</b>				
<b>Current assets</b>				
Financial assets				
Cash and cash equivalents	4	11,759	156	7,563
<b>Total Assets</b>		<b>11,759</b>	<b>156</b>	<b>7,563</b>
<b>EQUITY AND LIABILITIES</b>				
<b>Equity</b>				
Equity share capital	5	1,00,000	1,00,000	1,00,000
Other equity	6			
Retained Earnings		(2,54,860)	(2,46,258)	(2,37,924)
<b>Total equity</b>		<b>(1,54,860)</b>	<b>(1,46,258)</b>	<b>(1,37,924)</b>
<b>LIABILITIES</b>				
<b>Current liabilities</b>				
Financial liabilities				
Trade payables	7	5,750	6,545	5,618
Other current liabilities	8	1,60,869	1,39,869	1,39,869
<b>Total liabilities</b>		<b>1,66,619</b>	<b>1,46,414</b>	<b>1,45,487</b>
<b>Total Equity and Liabilities</b>		<b>11,759</b>	<b>156</b>	<b>7,563</b>
<b>Summary of significant accounting policies</b>	3			

The accompanying notes are an integral part of the financial statements.

As per our report of even date

For Rajeev & Ajay  
Firm registration No: 009977N  
Chartered Accountants

Ajay Sachdeva  
Partner  
Membership No. : 084302

For and on behalf of the Board of Directors of  
STRUT PROPBUILD PRIVATE LIMITED

  
Avinash Kumar Nagpal  
Director  
DIN- 06583602

  
Ravi Bansal  
Director  
DIN- 06719785

Place : New Delhi  
Date :

24 MAY 2017

**STRUT PROPBUILD PRIVATE LIMITED**  
**STATEMENT OF PROFIT AND LOSS FOR THE YEAR ENDED 31 MARCH 2017**  
(Amount in Rupees, unless otherwise stated)

Particulars	Notes	31 March 2017	31 March 2016
<b>Total Income (I)</b>		-	-
<b>EXPENSES</b>			
Other expenses	9	7,621	8,268
Finance costs	10	981	66
<b>Total Expenses (II)</b>		8,602	8,334
<b>Profit/(Loss) before tax from continuing operations (I-II)</b>		(8,602)	(8,334)
<b>Tax expense:</b>			
Current Tax		-	-
<b>Profit/(Loss) for the year from continuing operations</b>		(8,602)	(8,334)
<b>Other Comprehensive Income</b>		-	-
<b>Total other comprehensive income for the year, net of tax</b>		-	-
<b>Total comprehensive income/(loss) for the year, net of tax</b>		(8,602)	(8,334)
<b>Earnings per equity share (computed on the basis of profit/(loss) for the year):</b>	11		
(1) Basic		(0.86)	(0.83)
(2) Diluted		(0.86)	(0.83)

Summary of significant accounting policies 3

The accompanying notes are an integral part of the financial statements.

As per our report of even date

For Rajeev & Ajay  
Firm registration No : 009977N  
Chartered Accountants

Ajay Sachdeva  
Partner  
Membership No. : 084302

For and on behalf of the Board of Directors of  
STRUT PROPBUILD PRIVATE LIMITED

  
Avinash Kumar Nagpal  
Director  
DIN- 06583602

  
Ravi Bansal  
Director  
DIN- 06719785

Place : New Delhi

Date : 24 MAY 2017



**SUKHDA PROMOTERS PRIVATE LIMITED**  
**BALANCE SHEET AS AT 31 MARCH 2017**  
(Amount in Rupees, unless otherwise stated)

	Notes	As at 31 March 2017	As at 31 March 2016	As at 1 April 2015
<b>ASSETS</b>				
<b>Current assets</b>				
Inventories	4	6,83,98,744	6,83,98,744	6,83,98,744
Financial assets				
Cash and cash equivalents	5	9,589	9,696	19,258
Other current assets	6	-	-	-
<b>Total Assets</b>		<b>6,84,08,333</b>	<b>6,84,08,440</b>	<b>6,84,18,002</b>
<b>EQUITY AND LIABILITIES</b>				
<b>Equity</b>				
Equity share capital	7	1,00,000	1,00,000	1,00,000
Other equity	8			
Retained Earnings		(6,37,320)	(6,24,870)	(6,11,517)
<b>Total equity</b>		<b>(5,37,320)</b>	<b>(5,24,870)</b>	<b>(5,11,517)</b>
<b>LIABILITIES</b>				
<b>Current liabilities</b>				
Financial liabilities				
Trade payables	9	5,751	9,408	5,618
Other current liabilities	10	6,89,39,902	6,89,23,902	6,89,23,902
<b>Total liabilities</b>		<b>6,89,45,653</b>	<b>6,89,33,310</b>	<b>6,89,29,520</b>
<b>Total Equity and Liabilities</b>		<b>6,84,08,333</b>	<b>6,84,08,440</b>	<b>6,84,18,002</b>
Summary of significant accounting policies	3			

The accompanying notes are an integral part of the financial statements.

As per our report of even date

For MNV & CO.  
Firm Reg. No.: 023682N  
Chartered Accountants

Vikram Singh  
Partner

Membership No.: 505887



Place : New Delhi

Date : 24 May 2017

For and on behalf of the Board of Directors of  
**SUKHDA PROMOTERS PRIVATE LIMITED**

  
Avinash Kumar Nagpal  
Director  
DIN- 06583602

  
Jasbinder Singh Jaswal  
Director  
DIN- 07109050

**SUKHDA PROMOTERS PRIVATE LIMITED**  
**STATEMENT OF PROFIT AND LOSS FOR THE YEAR ENDED 31 MARCH 2017**  
(Amount in Rupees, unless otherwise stated)

Particulars	Notes	31 March 2017	31 March 2016
Total Income (I)		-	-
<b>EXPENSES</b>			
Other expenses	11	12,335	13,283
Finance costs	12	115	69
Total Expenses (II)		12,450	13,352
Profit/(Loss) before tax from operations (I-II)		(12,450)	(13,352)
Tax expense:			
Current Tax		-	-
Profit/(Loss) for the year from operations		(12,450)	(13,352)
Other Comprehensive Income		-	-
Total other comprehensive income for the year, net of tax		-	-
Total comprehensive income/(loss) for the year, net of tax		(12,450)	(13,352)
Earnings per equity share (computed on the basis of profit/(loss) for the year):	13		
(1) Basic		(1.25)	(1.34)
(2) Diluted		(1.25)	(1.34)

Summary of significant accounting policies

3

The accompanying notes are an integral part of the financial statements.

As per our report of even date

For MNV & CO.  
Firm Reg. No.: 023632N  
Chartered Accountants

Vijayant Suri  
Partner  
Membership No.: 505887

Place : New Delhi

Date : 24 May 2017



For and on behalf of the Board of Directors of  
**SUKHDA PROMOTERS PRIVATE LIMITED**

*Avinash Kumar Nagpal*  
Avinash Kumar Nagpal  
Director  
DIN- 06583602

*Jasbinder Singh Jaswal*  
Jasbinder Singh Jaswal  
Director  
DIN- 07109050

**SUKHJIT PROJECTS PRIVATE LIMITED**  
**STANDALONE BALANCE SHEET AS AT 31 MARCH 2017**  
(Amount in Rupees, unless otherwise stated)

	Notes	As at 31 March 2017	As at 31 March 2016	As at 1 April 2015
<b>ASSETS</b>				
<b>Non-current assets</b>				
Financial Assets				
Investments	4	3,17,71,957	3,17,71,957	7,63,68,497
		<u>3,17,71,957</u>	<u>3,17,71,957</u>	<u>7,63,68,497</u>
<b>Current assets</b>				
Financial assets				
Cash and cash equivalents	5	12,761	27,196	6,985
		<u>12,761</u>	<u>27,196</u>	<u>6,985</u>
<b>Total Assets</b>		<u><b>3,17,84,718</b></u>	<u><b>3,17,99,153</b></u>	<u><b>7,63,75,482</b></u>
<b>EQUITY AND LIABILITIES</b>				
<b>Equity</b>				
Equity share capital	6	1,00,000	1,00,000	1,00,000
Other equity	7			
Retained Earnings		(4,57,311)	(4,50,166)	(2,28,666)
<b>Total equity</b>		<u><b>(3,57,311)</b></u>	<u><b>(3,50,166)</b></u>	<u><b>(1,28,666)</b></u>
<b>LIABILITIES</b>				
<b>Current liabilities</b>				
Financial liabilities				
Trade payables	8	11,500	18,790	5,618
Other current liabilities	9	3,21,30,529	3,21,30,529	7,64,98,529
<b>Total liabilities</b>		<u><b>3,21,42,029</b></u>	<u><b>3,21,49,319</b></u>	<u><b>7,65,04,147</b></u>
<b>Total Equity and Liabilities</b>		<u><b>3,17,84,718</b></u>	<u><b>3,17,99,153</b></u>	<u><b>7,63,75,482</b></u>

Summary of significant accounting policies 3

The accompanying notes are an integral part of the financial statements.

As per our report of even date

For Rajeev & Ajay  
Firm registration No.: 009977N  
Chartered Accountants

Ajay Sachdeva  
Partner  
Membership No.: 084302

For and on behalf of the Board of Directors of  
**SUKHJIT PROJECTS PRIVATE LIMITED**

Amit Dhall  
Director  
DIN-07257270

Jasbinder Singh Jaswal  
Director  
DIN- 07109050

Place : New Delhi

Date : 24 MAY 2017



**SUKHJIT PROJECTS PRIVATE LIMITED**  
**STANDALONE STATEMENT OF PROFIT AND LOSS FOR THE YEAR ENDED 31 MARCH 2017**  
(Amount in Rupees, unless otherwise stated)

Particulars	Notes	31 March 2017	31 March 2016
<b>Total Income (I)</b>		-	-
<b>EXPENSES</b>			
Other expenses	10	7,030	2,21,434
Finance costs	11	115	66
<b>Total Expenses (II)</b>		7,145	2,21,500
<b>Profit/(Loss) before tax from continuing operations (I-II)</b>		(7,145)	(2,21,500)
<b>Tax expense:</b>			
Current Tax		-	-
<b>Profit/(Loss) for the year from continuing operations</b>		(7,145)	(2,21,500)
<b>Other Comprehensive Income</b>		-	-
<b>Total other comprehensive income for the year, net of tax</b>		-	-
<b>Total comprehensive income/(loss) for the year, net of tax</b>		(7,145)	(2,21,500)
<b>Earnings per equity share (computed on the basis of profit/(loss) for the year):</b>	12		
(1) Basic		(0.71)	(22.15)
(2) Diluted		(0.71)	(22.15)

**Summary of significant accounting policies** 3


The accompanying notes are an integral part of the financial statements.

As per our report of even date

For Rajeev & Ajay  
Firm registration No : 009977N  
Chartered Accountants  
  
Ajay Sachdeva  
Partner  
Membership No. : 084302

For and on behalf of the Board of Directors of  
**SUKHJIT PROJECTS PRIVATE LIMITED**

  
Amit Dhall  
Director  
DIN-07257270

  
Jasbinder Singh Jaswal  
Director  
DIN- 07109050

Place : New Delhi  
Date : 24 MAY 2017

# Sun Buildmart Private Limited

Balance sheet as at 31 March 2017

(Amount in Rupees, unless otherwise stated)

	Notes	As at 31 March 2017	As at 31 March 2016	As at 1 April 2015
<b>ASSETS</b>				
<b>Non-current assets</b>				
Financial assets				
Investments	4	1,00,000	1,00,000	-
		<u>1,00,000</u>	<u>1,00,000</u>	<u>-</u>
<b>Current assets</b>				
Inventories	5	14,60,79,418	14,60,79,418	14,60,69,418
Financial assets				
Cash and cash equivalents	6	41,18,679	-	18,944
Other current assets	7	1,30,000	1,30,000	1,40,000
		<u>15,03,28,097</u>	<u>14,62,09,418</u>	<u>14,62,28,362</u>
<b>Total Assets</b>		<u>15,04,28,097</u>	<u>14,63,09,418</u>	<u>14,62,28,362</u>
<b>EQUITY AND LIABILITIES</b>				
<b>Equity</b>				
Equity share capital	8	1,00,000	1,00,000	1,00,000
Other equity	9			
Retained Earnings		(1,09,773)	(1,01,318)	(85,484)
<b>Total equity</b>		<u>(9,773)</u>	<u>(1,318)</u>	<u>14,516</u>
<b>LIABILITIES</b>				
<b>Current liabilities</b>				
Financial liabilities				
Trade payables	10	14,32,08,674	14,32,20,894	14,32,08,543
Other financial liabilities	11	-	84,509	-
Other current liabilities	12	72,29,196	30,05,333	30,05,303
<b>Total liabilities</b>		<u>15,04,37,870</u>	<u>14,63,10,736</u>	<u>14,62,13,846</u>
<b>Total Equity and Liabilities</b>		<u>15,04,28,097</u>	<u>14,63,09,418</u>	<u>14,62,28,362</u>

Summary of significant accounting policies 3

The accompanying notes are an integral part of the financial statements.

As per our report of even date

For Jain Jindal & Co.  
Firm registration No : 025817N  
Chartered Accountants

Romesh Vijay  
Partner  
Membership No. : 411274



For and on behalf of the Board of Directors of  
Sun Buildmart Private Limited

Pankaj Bhushan Patel  
Director  
DIN-06558557

Pankaj Sharma  
Director  
DIN-07034894



Place : New Delhi  
Date : May 24, 2017

**Sun Buildmart Private Limited****Statement of Profit and Loss for the Year ended 31 March 2017**

(Amount in Rupees, unless otherwise stated)

	Notes	31 March 2017	31 March 2016
<b>REVENUE</b>			
Revenue from operations		-	-
<b>Total Income (I)</b>		-	-
<b>EXPENSES</b>			
Finance costs	13	912	509
Other expenses	14	7,543	15,325
<b>Total Expenses (II)</b>		8,455	15,834
<b>Profit/(Loss) before tax from continuing operations (I-II)</b>		(8,455)	(15,834)
<b>Tax expense:</b>			
Current Tax		-	-
<b>Profit/(Loss) for the year from continuing operations</b>		(8,455)	(15,834)
<b>Other Comprehensive Income</b>			
<b>Total other comprehensive income for the year, net of tax</b>		-	-
<b>Total comprehensive income/(loss) for the year, net of tax</b>		(8,455)	(15,834)
<b>Earnings per equity share (computed on the basis of profit/(loss) for the year):</b>			
(1) Basic	15	(0.85)	(1.58)
(2) Diluted		(0.85)	(1.58)
<b>Summary of significant accounting policies</b>	3		

The accompanying notes are an integral part of the financial statements.

As per our report of even date

**For Jain Jindal & Co.**

Firm registration No : 025817N

Chartered Accountants


**Romesh Vijay**

Partner

Membership No. : 411274



For and on behalf of the Board of Directors of

**Sun Buildmart Private Limited****Pankaj Bhushan Patel**

Director

DIN-06558557

**Pankaj Sharma**

Director

DIN-07034894

Place : New Delhi

Date : May 24, 2017



**TACERY BUILDERS PRIVATE LIMITED**  
**BALANCE SHEET AS AT 31 MARCH 2017**  
(Amount in Rupees, unless otherwise stated)

	Notes	As at 31 March 2017	As at 31 March 2016	As at 1 April 2015
<b>ASSETS</b>				
<b>Current assets</b>				
Inventories	4	17,45,53,956	17,45,53,956	17,45,53,956
Financial assets				
Cash and cash equivalents	5	10,785	17,983	8,350
Other financial assets	6	42,58,163	42,58,163	42,58,163
Other current assets	7	-	-	-
<b>Total Assets</b>		<b>17,88,22,904</b>	<b>17,88,30,102</b>	<b>17,88,20,469</b>
<b>EQUITY AND LIABILITIES</b>				
<b>Equity</b>				
Equity share capital	8	1,00,000	1,00,000	1,00,000
Other equity	9			
Retained Earnings		(2,79,045)	(2,71,822)	(3,56,758)
<b>Total equity</b>		<b>(1,79,045)</b>	<b>(1,71,822)</b>	<b>(2,56,758)</b>
<b>LIABILITIES</b>				
<b>Current liabilities</b>				
Financial liabilities				
Trade payables	10	5,340	5,315	5,618
Other current liabilities	11	17,89,96,609	17,89,96,609	17,90,71,609
<b>Total liabilities</b>		<b>17,90,01,949</b>	<b>17,90,01,924</b>	<b>17,90,77,227</b>
<b>Total Equity and Liabilities</b>		<b>17,88,22,904</b>	<b>17,88,30,102</b>	<b>17,88,20,469</b>

Summary of significant accounting policies 3

The accompanying notes are an integral part of the financial statements.

As per our report of even date

For MNV & CO.  
Firm Reg. No.: 023682N  
Chartered Accountants

Vikrant Suri  
Partner  
Membership No. 505887



For and on behalf of the Board of Directors of  
TACERY BUILDERS PRIVATE LIMITED

V. Radha Krishna  
Director  
DIN- 05268278

Jasbinder Singh Jaswal  
Director  
DIN- 07109050

Place : New Delhi

Date : 24<sup>th</sup> May 2017

**TACERY BUILDERS PRIVATE LIMITED**  
**STATEMENT OF PROFIT AND LOSS FOR THE YEAR ENDED 31 MARCH 2017**  
(Amount in Rupees, unless otherwise stated)

Particulars	Notes	31 March 2017	31 March 2016
Other Income	12	-	92,143
<b>Total Income (I)</b>		<b>-</b>	<b>92,143</b>
<b>EXPENSES</b>			
Other expenses	13	7,108	7,138
Finance costs	14	115	69
<b>Total Expenses (II)</b>		<b>7,223</b>	<b>7,207</b>
<b>Profit/(Loss) before tax from operations (I-II)</b>		<b>(7,223)</b>	<b>84,936</b>
<b>Tax expense:</b>			
Current Tax		-	-
<b>Profit/(Loss) for the year from operations</b>		<b>(7,223)</b>	<b>84,936</b>
<b>Other Comprehensive Income</b>		<b>-</b>	<b>-</b>
<b>Total other comprehensive income for the year, net of tax</b>		<b>-</b>	<b>-</b>
<b>Total comprehensive income/(loss) for the year, net of tax</b>		<b>(7,223)</b>	<b>84,936</b>
Earnings per equity share (computed on the basis of profit/(loss) for the year):	15		
(1) Basic		(0.72)	8.49
(2) Diluted		(0.72)	8.49

Summary of significant accounting policies 3

The accompanying notes are an integral part of the financial statements.

As per our report of even date

For MNV & CO.  
Firm Reg. No.: 023682N  
Chartered Accountants

Vikrant Suri  
Partner  
Membership No.: 505887



For and on behalf of the Board of Directors of  
**TACERY BUILDERS PRIVATE LIMITED**

V. Radha Krishna  
Vazhakate Radha Krishna  
Director  
DIN- 05268278

Jasbinder Singh Jaswal  
Director  
DIN- 07109050

Place : New Delhi

Date : 24<sup>th</sup> May 2017

**TANMAY DEVELOPERS PRIVATE LIMITED**  
**BALANCE SHEET AS AT 31 MARCH 2017**  
(Amount in Rupees, unless otherwise stated)

	Notes	As at 31 March 2017	As at 31 March 2016	As at 1 April 2015
<b>ASSETS</b>				
<b>Current assets</b>				
Inventories	4	64,45,73,201	62,27,24,588	62,27,24,588
Financial assets				
Cash and cash equivalents	5	12,752	19,561	9,865
Other financial assets	6	41,81,413	23,29,204	23,29,204
Other current assets	7	8,77,538	-	-
<b>Total Assets</b>		<b>64,96,44,904</b>	<b>62,50,73,353</b>	<b>62,50,63,657</b>
<b>EQUITY AND LIABILITIES</b>				
<b>Equity</b>				
Equity share capital	8	1,00,000	1,00,000	1,00,000
Other equity	9			
Retained Earnings		(59,23,750)	(55,10,616)	(55,50,705)
<b>Total equity</b>		<b>(58,23,750)</b>	<b>(54,10,616)</b>	<b>(54,50,705)</b>
<b>LIABILITIES</b>				
<b>Current liabilities</b>				
Financial liabilities				
Trade payables	10	8,96,750	1,26,725	37,118
Other current liabilities	11	65,45,71,904	63,03,57,244	63,04,77,244
<b>Total liabilities</b>		<b>65,54,68,654</b>	<b>63,04,83,969</b>	<b>63,05,14,362</b>
<b>Total Equity and Liabilities</b>		<b>64,96,44,904</b>	<b>62,50,73,353</b>	<b>62,50,63,657</b>

Summary of significant accounting policies

3

The accompanying notes are an integral part of the financial statements.

As per our report of even date

For MNV & CO.  
Firm Reg. No.: 023682N  
Chartered Accountants  
Vikram Suri  
Partner  
Membership No.: 505887



For and on behalf of the Board of Directors of  
**TANMAY DEVELOPERS PRIVATE LIMITED**

*Avinash*  
Avinash Kumar Nagpal  
Director  
DIN-06583602

*Amitabh*  
Amitabh Chaudhuri  
Director  
DIN-03068961

Place : New Delhi

Date : 24<sup>th</sup> May 2017



**TANMAY DEVELOPERS PRIVATE LIMITED**  
**STATEMENT OF PROFIT AND LOSS FOR THE YEAR ENDED 31 MARCH 2017**  
(Amount in Rupees, unless otherwise stated)

Particulars	Notes	31 March 2017	31 March 2016
Other Income	12	-	1,68,281
<b>Total Income (I)</b>		<b>-</b>	<b>1,68,281</b>
<b>EXPENSES</b>			
Other expenses	13	4,13,042	1,28,140
Finance costs	14	92	52
<b>Total Expenses (II)</b>		<b>4,13,134</b>	<b>1,28,192</b>
<b>Profit(Loss) before tax from operations (I-II)</b>		<b>(4,13,134)</b>	<b>40,089</b>
<b>Tax expense:</b>			
Current Tax		-	-
<b>Profit(Loss) for the year from operations</b>		<b>(4,13,134)</b>	<b>40,089</b>
<b>Other comprehensive income/(loss)</b>		<b>-</b>	<b>-</b>
<b>Total other comprehensive income/(loss) for the year, net of tax</b>		<b>-</b>	<b>-</b>
<b>Total comprehensive income/(loss) for the year, net of tax</b>		<b>(4,13,134)</b>	<b>40,089</b>
<b>Earnings per equity share (computed on the basis of profit/(loss) for the year):</b>	15		
(1) Basic		(41.31)	4.01
(2) Diluted		(41.31)	4.01

Summary of significant accounting policies

3

The accompanying notes are an integral part of the financial statements.

As per our report of even date

For MNV & CO.  
Firm Reg. No.: 023682N  
Chartered Accountants

Vikram Suri  
Partner

Membership No.: 505887



For and on behalf of the Board of Directors of  
**TANMAY DEVELOPERS PRIVATE LIMITED**

*Avinash*

Avinash Kumar Nagpal  
Director  
DIN-06583602

*Amitabh*

Amitabh Chaudhuri  
Director  
DIN-03068961

Place : New Delhi

Date : 24<sup>th</sup> May 2017

**TINNITUS BUILDERS PRIVATE LIMITED**  
**BALANCE SHEET AS AT 31 MARCH 2017**  
(Amount in Rupees, unless otherwise stated)

	Notes	As at 31 March 2017	As at 31 March 2016	As at 1 April 2015
<b>ASSETS</b>				
<b>Current assets</b>				
Financial assets				
Cash and cash equivalents	4	6,739	5,842	8,097
Other current assets	5	-	-	-
<b>Total Assets</b>		<b>6,739</b>	<b>5,842</b>	<b>8,097</b>
<b>EQUITY AND LIABILITIES</b>				
<b>Equity</b>				
Equity share capital	6	1,00,000	1,00,000	1,00,000
Other equity	7			
Retained Earnings		(1,68,47,019)	(1,68,39,898)	(1,68,31,529)
<b>Total equity</b>		<b>(1,67,47,019)</b>	<b>(1,67,39,898)</b>	<b>(1,67,31,529)</b>
<b>LIABILITIES</b>				
<b>Current liabilities</b>				
Financial liabilities				
Trade payables	8	5,750	11,732	5,618
Other current liabilities	9	1,67,48,008	1,67,34,008	1,67,34,008
<b>Total liabilities</b>		<b>1,67,53,758</b>	<b>1,67,45,740</b>	<b>1,67,39,626</b>
<b>Total Equity and Liabilities</b>		<b>6,739</b>	<b>5,842</b>	<b>8,097</b>

Summary of significant accounting policies 3

The accompanying notes are an integral part of the financial statements.

As per our report of even date

For Rajeev & Ajay  
Firm registration No.: 009977N  
Chartered Accountants

Ajay Sachdeva  
Partner  
Membership No.: 084302

Place : New Delhi

Date : 24 MAY 2017

For and on behalf of the Board of Directors of  
**TINNITUS BUILDERS PRIVATE LIMITED**

Krishan Kumar Chhabra  
Director  
DIN- 02821419

Amitava Chattopadhyay  
Director  
DIN- 07150600

2

**TINNITUS BUILDERS PRIVATE LIMITED**  
**STATEMENT OF PROFIT AND LOSS FOR THE YEAR ENDED 31 MARCH 2017**  
(Amount in Rupees, unless otherwise stated)

Particulars	Notes	31 March 2017	31 March 2016
<b>Total Income (I)</b>		-	-
<b>EXPENSES</b>			
Other expenses	10	7,006	8,369
Finance costs	11	115	-
<b>Total Expenses (II)</b>		7,121	8,369
<b>Profit/(Loss) before tax from continuing operations (I-II)</b>		(7,121)	(8,369)
<b>Tax expense:</b>			
Current Tax		-	-
<b>Profit/(Loss) for the year from continuing operations</b>		(7,121)	(8,369)
<b>Other Comprehensive Income</b>		-	-
<b>Total other comprehensive income for the year, net of tax</b>		-	-
<b>Total comprehensive income/(loss) for the year, net of tax</b>		(7,121)	(8,369)
<b>Earnings per equity share (computed on the basis of profit/(loss) for the year):</b>	12		
(1) Basic		(0.71)	(0.84)
(2) Diluted		(0.71)	(0.84)

Summary of significant accounting policies 3

The accompanying notes are an integral part of the financial statements.

As per our report of even date

For Rajeev & Ajay  
Firm registration No : 009977N  
Chartered Accountants

Ajay Sachdeva  
Partner  
Membership No : 084302



For and on behalf of the Board of Directors of  
TINNITUS BUILDERS PRIVATE LIMITED

Krishan Kumar Chhabra  
Director  
DIN- 02821419

Amitava Chattopadhyay  
Director  
DIN- 07150600

Place : New Delhi

Date : 24 MAY 2017



**TOCSIN BUILDERS PRIVATE LIMITED**  
**BALANCE SHEET AS AT 31 MARCH 2017**  
(Amount in Rupees, unless otherwise stated)

**ASSETS**

**Current assets**

Inventories	
Financial assets	
Cash and cash equivalents	
Other current assets	
<b>Total Assets</b>	

**EQUITY AND LIABILITIES**

**Equity**

Equity share capital	
Other equity	
Retained earnings	
<b>Total equity</b>	

**LIABILITIES**

**Current liabilities**

Financial liabilities	
Trade payables	
Other current liabilities	
<b>Total liabilities</b>	

**Total Equity and Liabilities**

Summary of significant accounting policies

The accompanying notes are an integral part of the financial statements.

As per our report of even date

For MNV & CO.

Firm Reg. No.: 023682N

Chartered Accountants

Vikrant Singh

Partner

Membership No.: 505887

Place : New Delhi

Date : 24 May 2017

Notes	As at 31 March 2017	As at 31 March 2016	As at 1 April 2015
4	31,70,94,683	43,71,32,557	44,31,00,158
5	11,718	4,686	18,928
6	39,52,060	21,852	14,202
	<b>32,10,58,461</b>	<b>43,71,59,095</b>	<b>44,31,33,288</b>
7	1,00,000	1,00,000	1,00,000
8	(77,33,364)	(77,21,556)	(14,22,021)
	<b>(76,33,364)</b>	<b>(76,21,556)</b>	<b>(13,22,021)</b>
9	5,750	6,033	5,618
10	32,86,86,074	44,47,74,617	44,44,49,691
	<b>32,86,91,824</b>	<b>44,47,80,650</b>	<b>44,44,55,309</b>
	<b>32,10,58,461</b>	<b>43,71,59,095</b>	<b>44,31,33,288</b>





3

For and on behalf of the Board of Directors of  
**TOCSIN BUILDERS PRIVATE LIMITED**

V. Radha Krishna  
Vazhakkate Radha Krishna  
Director  
DIN-05268278

Krishna Kant Kumar  
Krishna Kant Kumar  
Director  
DIN-07108942

**TOCSIN BUILDERS PRIVATE LIMITED**  
**STATEMENT OF PROFIT AND LOSS FOR THE YEAR ENDED 31 MARCH 2017**  
(Amount in Rupees, unless otherwise stated)

Particulars	Notes	31 March 2017	31 March 2016
<b>Total Income (I)</b>		-	-
<b>EXPENSES</b>			
Other expenses	11	11,003	6,299,165
Finance costs	12	805	369
<b>Total Expenses (II)</b>		11,808	6,299,534
<b>Profit(Loss) before tax from operations (I-II)</b>		(11,808)	(6,299,534)
<b>Tax expense:</b>			
Current tax		-	-
<b>Profit(Loss) for the year from operations</b>		(11,808)	(6,299,534)
Other comprehensive income/(loss)		-	-
<b>Total other comprehensive income/(loss) for the year, net of tax</b>		-	-
<b>Total comprehensive income/(loss) for the year, net of tax</b>		(11,808)	(6,299,534)
<b>Earnings per equity share (computed on the basis of profit/(loss) for the year):</b>	13		
(1) Basic		(1.18)	(629.95)
(2) Diluted		(1.18)	(629.95)
<b>Summary of significant accounting policies</b>	3		
The accompanying notes are an integral part of the financial statements.			
As per our report of even date			
For MNV & CO.		For and on behalf of the Board of Directors of	
Firm Reg. No.: 023682N		TOCSIN BUILDERS PRIVATE LIMITED	
Chartered Accountants			
 Vikram Suri Partner Membership No.: 505887		 Vazhakkate Radha Krishna Director DIN-05268278	
		 Krishna Kant Kumar Director DIN-07108942	

Place : New Delhi

Date : 24 May 2017

**TOFF BUILDERS PRIVATE LIMITED**  
**BALANCE SHEET AS AT 31 MARCH 2017**  
(Amount in Rupees, unless otherwise stated)

**ASSETS**

**Current assets**

Inventories  
Financial assets  
Cash and cash equivalents  
Other current assets

**Total Assets**

**EQUITY AND LIABILITIES**

**Equity**

Equity share capital  
Other equity  
Retained earnings  
**Total equity**

**LIABILITIES**

**Current liabilities**

Financial liabilities  
Trade payables  
Other current liabilities  
**Total liabilities**

**Total Equity and Liabilities**

Summary of significant accounting policies

The accompanying notes are an integral part of the financial statements.

As per our report of even date

For MNV & CO.

Firm Reg. No.: 023682N

Chartered Accountants

Vikrant Suri

Partner

Membership No.: 505887



Place : New Delhi

Date : 24 May 2017

Notes	As at 31 March 2017	As at 31 March 2016	As at 1 April 2015
4	4,89,74,517	4,89,74,517	4,89,74,517
5	6,877	14,075	19,686
6	8,21,08,542	8,21,08,542	8,21,08,542
	<b>13,10,89,936</b>	<b>13,10,97,134</b>	<b>13,11,02,745</b>
7	1,00,000	1,00,000	1,00,000
8	(3,35,388)	(3,28,472)	(4,77,447)
	<b>(2,35,388)</b>	<b>(2,28,472)</b>	<b>(3,77,447)</b>
9	5,750	6,032	5,618
10	13,13,19,574	13,13,19,574	13,14,74,574
	<b>13,13,25,324</b>	<b>13,13,25,606</b>	<b>13,14,80,192</b>
	<b>13,10,89,936</b>	<b>13,10,97,134</b>	<b>13,11,02,745</b>
3			

For and on behalf of the Board of Directors of  
**TOFF BUILDERS PRIVATE LIMITED**

V. Radha Krishna

Vazhakate Radha Krishna

Director

DIN-05268278

Krishna Kant Kumar

Director

DIN-07108942



**TOFF BUILDERS PRIVATE LIMITED**  
**STATEMENT OF PROFIT AND LOSS FOR THE YEAR ENDED 31 MARCH 2017**  
(Amount in Rupees, unless otherwise stated)

Particulars	Notes	31 March 2017	31 March 2016
Other Income	11	-	1,57,099
<b>Total Income (I)</b>		-	<b>1,57,099</b>
<b>EXPENSES</b>			
Other expenses	12	6,801	7,755
Finance costs	13	115	369
<b>Total Expenses (II)</b>		<b>6,916</b>	<b>8,124</b>
<b>Profit(Loss) before tax from operations (I-II)</b>		<b>(6,916)</b>	<b>1,48,975</b>
<b>Tax expense:</b>			
Current tax		-	-
<b>Profit(Loss) for the year from operations</b>		<b>(6,916)</b>	<b>1,48,975</b>
Other comprehensive income/(loss)		-	-
<b>Total other comprehensive income/(loss) for the year, net of tax</b>		<b>-</b>	<b>-</b>
<b>Total comprehensive income/(loss) for the year, net of tax</b>		<b>(6,916)</b>	<b>1,48,975</b>
Earnings per equity share (computed on the basis of profit/(loss) for the year):	14		
(1) Basic		(0.69)	14.90
(2) Diluted		(0.69)	14.90

Summary of significant accounting policies

3

The accompanying notes are an integral part of the financial statements.

As per our report of even date

For MNV & CO.  
Firm Reg. No.: 023682N  
Chartered Accountants

Vikrant Singh  
Partner  
Membership No.: 505887



For and on behalf of the Board of Directors of  
**TOFF BUILDERS PRIVATE LIMITED**

V. Radha Krishna  
Vazhakkate Radha Krishna  
Director  
DIN-05268278

Krishna Kant Kumar  
Krishna Kant  
Director  
DIN-07108942

Place : New Delhi

Date : 24 May 2017

**TOME BUILDERS PRIVATE LIMITED**  
**BALANCE SHEET AS AT 31 MARCH 2017**  
(Amount in Rupees, unless otherwise stated)

	Notes	As at 31 March 2017	As at 31 March 2016	As at 1 April 2015
<b>ASSETS</b>				
<b>Current assets</b>				
Financial assets				
Cash and cash equivalents	4	250	12,841	20,099
<b>Total Assets</b>		<b>250</b>	<b>12,841</b>	<b>20,099</b>
<b>EQUITY AND LIABILITIES</b>				
<b>Equity</b>				
Equity share capital	5	1,00,000	1,00,000	1,00,000
Other equity	6			
Retained Earnings		(2,51,22,049)	(2,51,15,133)	(2,51,07,686)
<b>Total equity</b>		<b>(2,50,22,049)</b>	<b>(2,50,15,133)</b>	<b>(2,50,07,686)</b>
<b>LIABILITIES</b>				
<b>Current liabilities</b>				
Financial liabilities				
Trade payables	7	5,750	11,425	11,236
Other current liabilities	8	2,50,16,549	2,50,16,549	2,50,16,549
<b>Total liabilities</b>		<b>2,50,22,299</b>	<b>2,50,27,974</b>	<b>2,50,27,785</b>
<b>Total Equity and Liabilities</b>		<b>250</b>	<b>12,841</b>	<b>20,099</b>

Summary of significant accounting policies 3

The accompanying notes are an integral part of the financial statements.

As per our report of even date

For Rajeev & Ajay  
Firm registration No : 009977N  
Chartered Accountants

Ajay Suchdeva  
Partner  
Membership No. : 084302

Place : New Delhi

Date :

24 MAY 2017

For and on behalf of the Board of Directors of  
TOME BUILDERS PRIVATE LIMITED

Krishan Kumar Chhabra  
Director  
DIN- 02821419

V. Radhakrishna  
Vazhakkate Radha Krishna  
Director  
DIN- 05268278

**TOME BUILDERS PRIVATE LIMITED**  
**STATEMENT OF PROFIT AND LOSS FOR THE YEAR ENDED 31 MARCH 2017**  
(Amount in Rupees, unless otherwise stated)

Particulars	Notes	31 March 2017	31 March 2016
<b>Total Income (I)</b>		-	-
<b>EXPENSES</b>			
Other expenses	9	6,801	7,447
Finance costs	10	115	-
<b>Total Expenses (II)</b>		<b>6,916</b>	<b>7,447</b>
<b>Profit/(Loss) before tax from continuing operations (I-II)</b>		<b>(6,916)</b>	<b>(7,447)</b>
<b>Tax expense:</b>			
Current Tax		-	-
<b>Profit/(Loss) for the year from continuing operations</b>		<b>(6,916)</b>	<b>(7,447)</b>
<b>Other Comprehensive Income</b>		-	-
<b>Total other comprehensive income for the year, net of tax</b>		-	-
<b>Total comprehensive income/(loss) for the year, net of tax</b>		<b>(6,916)</b>	<b>(7,447)</b>
Earnings per equity share (computed on the basis of profit/(loss) for the year):	11		
(1) Basic		(0.69)	(0.74)
(2) Diluted		(0.69)	(0.74)

Summary of significant accounting policies 3

The accompanying notes are an integral part of the financial statements.

As per our report of even date

For Rajeev & Ajay  
Firm registration No : 009977N  
Chartered Accountants

Ajay Sachdeva  
Partner  
Membership No. : 084302

For and on behalf of the Board of Directors of  
TOME BUILDERS PRIVATE LIMITED

Krishan Kumar Chhabra  
Director  
DIN- 02821419

V. Radha Krishna  
Vazhakkate Radha Krishna  
Director  
DIN- 05268278

Place : New Delhi  
Date : 24 MAY 2017



**TOMTOM BUILDERS PRIVATE LIMITED**  
**BALANCE SHEET AS AT 31 MARCH 2017**  
(Amount in Rupees, unless otherwise stated)

	Notes	As at 31 March 2017	As at 31 March 2016	As at 1 April 2015
<b>ASSETS</b>				
<b>Current assets</b>				
Inventories	4	36,70,35,351	37,37,85,797	37,43,12,024
Financial assets				
Cash and cash equivalents	5	15,157	3,507	14,259
Other current assets	6	12,51,62,384	12,50,62,500	14,00,20,072
<b>Total Assets</b>		<b>49,22,12,892</b>	<b>49,88,51,804</b>	<b>51,43,46,355</b>
<b>EQUITY AND LIABILITIES</b>				
<b>Equity</b>				
Equity share capital	7	1,00,000	1,00,000	1,00,000
Other equity	8			
Retained Earnings		(38,39,710)	(37,89,326)	(32,69,475)
<b>Total equity</b>		<b>(37,39,710)</b>	<b>(36,89,326)</b>	<b>(31,69,475)</b>
<b>LIABILITIES</b>				
<b>Current liabilities</b>				
Financial liabilities				
Trade payables	9	37,250	37,225	37,118
Other current liabilities	10	49,59,15,353	50,25,03,906	51,74,78,712
<b>Total liabilities</b>		<b>49,59,52,603</b>	<b>50,25,41,131</b>	<b>51,75,15,830</b>
<b>Total Equity and Liabilities</b>		<b>49,22,12,892</b>	<b>49,88,51,804</b>	<b>51,43,46,355</b>
<b>Summary of significant accounting policies</b>	3			

The accompanying notes are an integral part of the financial statements.

As per our report of even date

For Rajeev & Ajay  
Firm registration No : 009977N  
Chartered Accountants

Ajay Sachdeva  
Partner  
Membership No. : 084302

Place : New Delhi

Date :

24 MAY 2017

For and on behalf of the Board of Directors of  
TOMTOM BUILDERS PRIVATE LIMITED

Krishan Kumar Chhabra  
Director  
DIN- 02821419

Jairaj Vikas Verma  
Director  
DIN- 07560019

**TOMTOM BUILDERS PRIVATE LIMITED**  
**STATEMENT OF PROFIT AND LOSS FOR THE YEAR ENDED 31 MARCH 2017**  
(Amount in Rupees, unless otherwise stated)

Particulars	Notes	31 March 2017	31 March 2016
Other Income	11	-	77,210
<b>Total Income (I)</b>		<b>-</b>	<b>77,210</b>
<b>EXPENSES</b>			
Other expenses	12	50,208	5,96,995
Finance costs	13	176	66
<b>Total Expenses (II)</b>		<b>50,384</b>	<b>5,97,061</b>
<b>Profit/(Loss) before tax from continuing operations (I-II)</b>		<b>(50,384)</b>	<b>(5,19,851)</b>
<b>Tax expense:</b>			
Current Tax		-	-
<b>Profit/(Loss) for the year from continuing operations</b>		<b>(50,384)</b>	<b>(5,19,851)</b>
<b>Other Comprehensive Income</b>		-	-
<b>Total other comprehensive income for the year, net of tax</b>		-	-
<b>Total comprehensive income/(loss) for the year, net of tax</b>		<b>(50,384)</b>	<b>(5,19,851)</b>
Earnings per equity share (computed on the basis of profit/(loss) for the year):	14		
(1) Basic		(5.04)	(51.99)
(2) Diluted		(5.04)	(51.99)

Summary of significant accounting policies 3

The accompanying notes are an integral part of the financial statements.

As per our report of even date

For Rajeev & Ajay  
Firm registration No : 009977N  
Chartered Accountants

Ajay Sachdeva  
Partner  
Membership No. : 084302

For and on behalf of the Board of Directors of  
TOMTOM BUILDERS PRIVATE LIMITED

Krishan Kumar Chhabra  
Director  
DIN- 02821419

Jairaj Vikas Verma  
Director  
DIN- 07560019

Place : New Delhi

Date :

24 MAY 2017

**TRATTORIA PROPERTIES PRIVATE LIMITED**  
**BALANCE SHEET AS AT 31 MARCH 2017**  
(Amount in Rupees, unless otherwise stated)

**ASSETS**

**Current assets**

Inventories	
Financial assets	
Cash and cash equivalents	
Other current assets	
<b>Total Assets</b>	

**EQUITY AND LIABILITIES**

**Equity**

Equity share capital	
Other equity	
Retained earnings	
<b>Total equity</b>	

**LIABILITIES**

**Current liabilities**

Financial liabilities	
Trade payables	
Other current liabilities	
<b>Total liabilities</b>	

**Total Equity and Liabilities**

Summary of significant accounting policies

The accompanying notes are an integral part of the financial statements.

As per our report of even date

For MNV & CO.

Firm Reg. No.: 023682N

Chartered Accountants




Place : New Delhi

Date : 24 May 2017

Notes	As at 31 March 2017	As at 31 March 2016	As at 1 April 2015
4	9,84,22,768	9,84,22,768	9,84,22,768
5	3,930	11,231	13,179
6	-	-	-
	<b>9,84,26,698</b>	<b>9,84,33,999</b>	<b>9,84,35,947</b>
7	1,00,000	1,00,000	1,00,000
8	5,14,104	5,21,430	5,29,185
	<b>6,14,104</b>	<b>6,21,430</b>	<b>6,29,185</b>
9	11,450	11,425	5,618
10	9,78,01,144	9,78,01,144	9,78,01,144
	9,78,12,594	9,78,12,569	9,78,06,762
	<b>9,84,26,698</b>	<b>9,84,33,999</b>	<b>9,84,35,947</b>

3

For and on behalf of the Board of Directors of  
**TRATTORIA PROPERTIES PRIVATE LIMITED**

  
**Krishan Kumar Chhabra**  
Director  
DIN-02821419

  
**Digvijay Singh**  
Director  
DIN-03465400



**TRATTORIA PROPERTIES PRIVATE LIMITED**  
**STATEMENT OF PROFIT AND LOSS FOR THE YEAR ENDED 31 MARCH 2017**  
(Amount in Rupees, unless otherwise stated)

Particulars	Notes	31 March 2017	31 March 2016
Total Income (I)		-	-
<b>EXPENSES</b>			
Other expenses	11	7,211	7,755
Finance costs	12	115	-
<b>Total Expenses (II)</b>		<b>7,326</b>	<b>7,755</b>
<b>Profit(Loss) before tax from operations (I-II)</b>		<b>(7,326)</b>	<b>(7,755)</b>
<b>Tax expense:</b>			
Current tax		-	-
<b>Profit(Loss) for the year from operations</b>		<b>(7,326)</b>	<b>(7,755)</b>
Other comprehensive income/(loss)		-	-
<b>Total other comprehensive income/(loss) for the year, net of tax</b>		<b>-</b>	<b>-</b>
<b>Total comprehensive income/(loss) for the year, net of tax</b>		<b>(7,326)</b>	<b>(7,755)</b>
Earnings per equity share (computed on the basis of profit/(loss) for the year):	13		
(1) Basic		(0.73)	(0.78)
(2) Diluted		(0.73)	(0.78)
Summary of significant accounting policies	3		

The accompanying notes are an integral part of the financial statements.

As per our report of even date

For MNV & CO.  
Firm Reg. No.: 023682N  
Chartered Accountants

Vikrant Suri  
Partner  
Membership No.: 508887



Place : New Delhi

Date : 24 May 2017

For and on behalf of the Board of Directors of  
**TRATTORIA PROPERTIES PRIVATE LIMITED**

Krishan Kumar Chhabra  
Director  
DIN-02821419

Digvijay Singh  
Director  
DIN-03465400

**TRAWLER PROPERTIES PRIVATE LIMITED**  
**BALANCE SHEET AS AT 31 MARCH 2017**  
(Amount in Rupees, unless otherwise stated)

	Notes	As at 31 March 2017	As at 31 March 2016	As at 1 April 2015
<b>ASSETS</b>				
<b>Current assets</b>				
Inventories	4	24,31,21,924	24,31,21,924	29,99,71,166
Financial assets				
Cash and cash equivalents	5	5,024	12,735	19,104
Other current assets	6	-	-	-
<b>Total Assets</b>		<b>24,31,26,948</b>	<b>24,31,34,659</b>	<b>29,99,90,270</b>
<b>EQUITY AND LIABILITIES</b>				
<b>Equity</b>				
Equity share capital	7	1,00,000	1,00,000	1,00,000
Other equity	8			
Retained Earnings		(2,51,619)	(2,40,433)	(3,68,840)
<b>Total equity</b>		<b>(1,51,619)</b>	<b>(1,40,433)</b>	<b>(2,68,840)</b>
<b>LIABILITIES</b>				
<b>Current liabilities</b>				
Financial liabilities				
Trade payables	9	9,200	5,725	5,618
Other current liabilities	10	24,32,69,367	24,32,63,750	30,02,53,492
Provisions	11	-	5,617	-
<b>Total liabilities</b>		<b>24,32,78,567</b>	<b>24,32,75,092</b>	<b>30,02,59,110</b>
<b>Total Equity and Liabilities</b>		<b>24,31,26,948</b>	<b>24,31,34,659</b>	<b>29,99,90,270</b>

Summary of significant accounting policies 3

The accompanying notes are an integral part of the financial statements.

As per our report of even date

For MNV & CO.  
Firm Reg. No.: 023682N  
Chartered Accountants

Vikrant Suri  
Partner  
Membership No.: 505887



For and on behalf of the Board of Directors of  
**TRAWLER PROPERTIES PRIVATE LIMITED**

Krishan Kumar Chhabra  
Director  
DIN-02821419

Ravi Sinha  
Director  
DIN-00457329

Place : New Delhi

Date : 24 May 2017

**TRAWLER PROPERTIES PRIVATE LIMITED**  
**STATEMENT OF PROFIT AND LOSS FOR THE YEAR ENDED 31 MARCH 2017**  
(Amount in Rupees, unless otherwise stated)

Particulars	Notes	31 March 2017	31 March 2016
Revenue From Operations	12	-	37,500
Other Income	13	-	1,04,544
<b>Total Income (I)</b>		<b>-</b>	<b>1,42,044</b>
<b>EXPENSES</b>			
Other expenses	14	11,071	7,651
Finance costs	15	115	369
<b>Total Expenses (II)</b>		<b>11,186</b>	<b>8,020</b>
<b>Profit/(Loss) before tax from operations (I-II)</b>		<b>(11,186)</b>	<b>1,34,024</b>
<b>Tax expense:</b>			
Current Tax		-	5,617
<b>Profit/(Loss) for the year from operations</b>		<b>(11,186)</b>	<b>1,28,406</b>
<b>Other Comprehensive Income</b>		<b>-</b>	<b>-</b>
<b>Total other comprehensive income for the year, net of tax</b>		<b>-</b>	<b>-</b>
<b>Total comprehensive income/(loss) for the year, net of tax</b>		<b>(11,186)</b>	<b>1,28,406</b>
Earnings per equity share (computed on the basis of profit/(loss) for the year):	16		
(1) Basic		(1.12)	12.84
(2) Diluted		(1.12)	12.84

Summary of significant accounting policies 3

The accompanying notes are an integral part of the financial statements.

As per our report of even date

For MNV & CO.  
Firm Reg. No.: 023682N  
Chartered Accountants

Vikrant Suri  
Partner  
Membership No.: 505887



For and on behalf of the Board of Directors of  
**TRAWLER PROPERTIES PRIVATE LIMITED**

Krishan Kumar Chhabra  
Director  
DIN-02821419

Ravi Sinha  
Director  
DIN-00457329

Place : New Delhi

Date : 24 May 2017



**TRIAD PROPERTIES PRIVATE LIMITED**  
**BALANCE SHEET AS AT 31 MARCH 2017**  
(Amount in Rupees, unless otherwise stated)

	Notes	As at 31 March 2017	As at 31 March 2016	As at 1 April 2015
<b>ASSETS</b>				
<b>Current assets</b>				
Inventories	4	4,96,67,572	4,96,67,572	4,96,67,572
Financial assets				
Cash and cash equivalents	5	2,672	12,312	20,958
Other current assets	6	-	-	-
<b>Total Assets</b>		<b>4,96,70,244</b>	<b>4,96,79,884</b>	<b>4,96,88,530</b>
<b>EQUITY AND LIABILITIES</b>				
<b>Equity</b>				
Equity share capital	7	1,00,000	1,00,000	1,00,000
Other equity	8			
Retained Earnings		(5,97,465)	(5,87,100)	(5,78,317)
<b>Total equity</b>		<b>(4,97,465)</b>	<b>(4,87,100)</b>	<b>(4,78,317)</b>
<b>LIABILITIES</b>				
<b>Current liabilities</b>				
Financial liabilities				
Trade payables	9	5,750	5,725	5,618
Other current liabilities	10	5,01,61,959	5,01,61,259	5,01,61,229
<b>Total liabilities</b>		<b>5,01,67,709</b>	<b>5,01,66,984</b>	<b>5,01,66,847</b>
<b>Total Equity and Liabilities</b>		<b>4,96,70,244</b>	<b>4,96,79,884</b>	<b>4,96,88,530</b>
Summary of significant accounting policies	3			

The accompanying notes are an integral part of the financial statements.

As per our report of even date

For Rajeev & Ajay  
Firm registration No : 009977N  
Chartered Accountants

Ajay Sachdeva  
Partner  
Membership No. : 084302

For and on behalf of the Board of Directors of  
**TRIAD PROPERTIES PRIVATE LIMITED**

Krishan Kumar Chhabra  
Director  
DIN- 02821419

V. Radha Krishna  
Vazhakkate Radha Krishna  
Director  
DIN- 05268278

Place : New Delhi  
Date : 24 MAY 2017

**TRIAD PROPERTIES PRIVATE LIMITED**  
**STATEMENT OF PROFIT AND LOSS FOR THE YEAR ENDED 31 MARCH 2017**  
(Amount in Rupees, unless otherwise stated)

Particulars	Notes	31 March 2017	31 March 2016
<b>Total Income (I)</b>		-	-
<b>EXPENSES</b>			
Other expenses	11	8,850	8,267
Finance costs	12	1,515	516
<b>Total Expenses (II)</b>		10,365	8,783
<b>Profit/(Loss) before tax from continuing operations (I-II)</b>		(10,365)	(8,783)
<b>Tax expense:</b>			
Current Tax		-	-
<b>Profit/(Loss) for the year from continuing operations</b>		(10,365)	(8,783)
<b>Other Comprehensive Income</b>		-	-
<b>Total other comprehensive income for the year, net of tax</b>		-	-
<b>Total comprehensive income/(loss) for the year, net of tax</b>		(10,365)	(8,783)
Earnings per equity share (computed on the basis of profit/(loss) for the year):	13		
(1) Basic		(1.04)	(0.88)
(2) Diluted		(1.04)	(0.88)
<b>Summary of significant accounting policies</b>	3		

The accompanying notes are an integral part of the financial statements.

As per our report of even date

For Rajeev & Ajay  
Firm registration No : 009977N  
Chartered Accountants

Ajay Sachdeva  
Partner  
Membership No. : 084302

Place : New Delhi  
Date : 24 MAY 2017

For and on behalf of the Board of Directors of  
**TRIAD PROPERTIES PRIVATE LIMITED**

Krishan Kumar Chhabra  
Director  
DIN- 02821419

V. Radha Krishna  
Director  
DIN- 05268278

**TRUE VALUE BUILD-CON PRIVATE LIMITED**  
**STANDALONE BALANCE SHEET AS AT 31 MARCH 2017**  
(Amount in Rupees, unless otherwise stated)

	Notes	As at 31 March 2017	As at 31 March 2016	As at 1 April 2015
<b>ASSETS</b>				
<b>Non-current assets</b>				
Financial Assets				
Investments	4	2,00,000	2,00,000	2,00,000
		2,00,000	2,00,000	2,00,000
<b>Current assets</b>				
Financial assets				
Cash and cash equivalents	5	12,479	8,094	16,938
Other current assets	6	-	-	-
<b>Total Assets</b>		<b>2,12,479</b>	<b>2,08,094</b>	<b>2,16,938</b>
<b>EQUITY AND LIABILITIES</b>				
<b>Equity</b>				
Equity share capital	7	1,02,000	1,02,000	1,02,000
Other equity	8	(8,96,500)	(8,88,835)	(8,74,159)
Retained Earnings		(7,94,500)	(7,86,835)	(7,72,159)
<b>Total equity</b>				
<b>LIABILITIES</b>				
<b>Current liabilities</b>				
Financial liabilities				
Trade payables	9	11,500	11,450	5,618
Other current liabilities	10	9,95,479	9,83,479	9,83,479
<b>Total liabilities</b>		<b>10,06,979</b>	<b>9,94,929</b>	<b>9,89,097</b>
<b>Total Equity and Liabilities</b>		<b>2,12,479</b>	<b>2,08,094</b>	<b>2,16,938</b>

Summary of significant accounting policies 3

The accompanying notes are an integral part of the financial statements.

As per our report of even date

For MNV & CO.  
Firm Reg. No.: 023682N  
Chartered Accountants

Vikrant Suri  
Partner  
Membership No.: 505887



Place : New Delhi

Date : 24<sup>th</sup> May 2017

For and on behalf of the Board of Directors of  
TRUE VALUE BUILD-CON PRIVATE LIMITED

Krishan Kumar Chhabra  
Director  
DIN-02821419

Amitabh Chaudhuri  
Director  
DIN-03068961



TRUE VALUE BUILD-CON PRIVATE LIMITED  
STANDALONE STATEMENT OF PROFIT AND LOSS FOR THE YEAR ENDED 31 MARCH 2017  
(Amount in Rupees, unless otherwise stated)

Particulars	Notes	31 March 2017	31 March 2016
Other Income			
Total Income (I)	11	300	-
		300	-
<b>EXPENSES</b>			
Other expenses	12	7,850	14,607
Finance costs	13	115	69
Total Expenses (II)		7,965	14,676
Profit/(Loss) before tax from operations (I-II)		(7,665)	(14,676)
Tax expense:			
Current Tax		-	-
Profit/(Loss) for the year from operations		(7,665)	(14,676)
Other Comprehensive Income		-	-
Total other comprehensive income for the year, net of tax		-	-
Total comprehensive income/(loss) for the year, net of tax		(7,665)	(14,676)
Earnings per equity share (computed on the basis of profit/(loss) for the year):	14		
(1) Basic		(0.75)	(1.44)
(2) Diluted		(0.75)	(1.44)
Summary of significant accounting policies	3		

The accompanying notes are an integral part of the financial statements.

As per our report of even date

For MNV & CO.  
Firm Reg. No.: 023682N  
Chartered Accountants

Vikram Suri  
Partner  
Membership No.: 505887



Place : New Delhi

Date : 24<sup>th</sup> May 2017

For and on behalf of the Board of Directors of  
TRUE VALUE BUILD-CON PRIVATE LIMITED

Krishan Kumar Chhabra  
Director  
DIN-02821419

Amitabh Chaudhuri  
Director  
DIN-03068961

**TUSHAR PROJECTS PRIVATE LIMITED**  
**BALANCE SHEET AS AT 31 MARCH 2017**  
(Amount in Rupees, unless otherwise stated)

	Notes	As at 31 March 2017	As at 31 March 2016	As at 1 April 2015
<b>ASSETS</b>				
<b>Current assets</b>				
Inventories	4	5,49,33,436	5,49,33,436	5,49,33,436
Financial assets				
Cash and cash equivalents	5	7,003	11,750	20,007
Other current assets	6	-	-	33,59,820
<b>Total Assets</b>		<b>5,49,40,439</b>	<b>5,49,45,186</b>	<b>5,83,13,263</b>
<b>EQUITY AND LIABILITIES</b>				
<b>Equity</b>				
Equity share capital	7	1,00,000	1,00,000	1,00,000
Other equity	8			
Retained Earnings		(9,71,225)	(9,56,315)	(6,36,568)
<b>Total equity</b>		<b>(8,71,225)</b>	<b>(8,56,315)</b>	<b>(5,36,568)</b>
<b>LIABILITIES</b>				
<b>Current liabilities</b>				
Financial liabilities				
Trade payables	9	5,751	8,588	5,618
Other current liabilities	10	5,58,05,913	5,57,92,913	5,88,44,213
<b>Total liabilities</b>		<b>5,58,11,664</b>	<b>5,58,01,501</b>	<b>5,88,49,831</b>
<b>Total Equity and Liabilities</b>		<b>5,49,40,439</b>	<b>5,49,45,186</b>	<b>5,83,13,263</b>

Summary of significant accounting policies 3

The accompanying notes are an integral part of the financial statements.

As per our report of even date

For MNV & CO.  
Firm Reg. No.: 023682N  
Chartered Accountants

Vikram Suri  
Partner  
Membership No.: 505887



Place : New Delhi  
Date : 24 MAY 2017

For and on behalf of the Board of Directors of  
TUSHAR PROJECTS PRIVATE LIMITED

Jairaj Vikas Verma  
Director  
DIN-07560019

Akshat Maheshwari  
Director  
DIN-07504909

NEW DELHI  
24 MAY 2017

NEW DELHI  
24 MAY 2017

**TUSHAR PROJECTS PRIVATE LIMITED**  
**STATEMENT OF PROFIT AND LOSS FOR THE YEAR ENDED 31 MARCH 2017**  
(Amount in Rupees, unless otherwise stated)

Particulars	Notes	31 March 2017	31 March 2016
Other Income	11	-	23,717
<b>Total Income (I)</b>		<b>-</b>	<b>23,717</b>
<b>EXPENSES</b>			
Other expenses	12	14,795	3,43,398
Finance costs	13	115	66
<b>Total Expenses (II)</b>		<b>14,910</b>	<b>3,43,464</b>
<b>Profit/(Loss) before tax from operations (I-II)</b>		<b>(14,910)</b>	<b>(3,19,747)</b>
Tax expense:			
Current Tax		-	-
<b>Profit/(Loss) for the year from operations</b>		<b>(14,910)</b>	<b>(3,19,747)</b>
<b>Other Comprehensive Income</b>		<b>-</b>	<b>-</b>
<b>Total other comprehensive income for the year, net of tax</b>		<b>-</b>	<b>-</b>
<b>Total comprehensive income/(loss) for the year, net of tax</b>		<b>(14,910)</b>	<b>(3,19,747)</b>
Earnings per equity share (computed on the basis of profit/(loss) for the year):	14		
(1) Basic		(1.49)	(31.97)
(2) Diluted		(1.49)	(31.97)

Summary of significant accounting policies 3

The accompanying notes are an integral part of the financial statements.

As per our report of even date

For MNV & CO.  
Firm Reg. No.: 023682N  
Chartered Accountants

Vikram Suri  
Partner  
Membership No.: 505887



For and on behalf of the Board of Directors of  
TUSHAR PROJECTS PRIVATE LIMITED

Jai Singh  
Jafraj Vikas Verma  
Director  
DIN-07560019

Akshat  
Akshat Maheshwari  
Director  
DIN-07504909

NEW DELHI NEW DELHI  
24 MAY 2017 24 MAY 2017

Place : New Delhi  
Date : 24 MAY 2017



**UTKARSH BUILDCON PRIVATE LIMITED**  
**STANDALONE BALANCE SHEET AS AT 31 MARCH 2017**  
(Amount in Rupees, unless otherwise stated)

	Notes	As at 31 March 2017	As at 31 March 2016	As at 1 April 2015
<b>ASSETS</b>				
<b>Non-current assets</b>				
Financial Assets				
Investments	4	2,00,000	2,00,000	2,00,000
		<u>2,00,000</u>	<u>2,00,000</u>	<u>2,00,000</u>
<b>Current assets</b>				
Inventories	5	20,28,48,370	24,09,52,881	35,37,80,595
Financial assets				
Cash and cash equivalents	6	13,082	1,17,068	8,807
Other bank balances	7	7,59,704	7,59,704	6,11,064
Other financial assets	8	7,40,34,996	1,14,01,103	3,15,17,740
Other current assets	9	17,05,125	15,99,077	16,83,331
		<u>27,93,61,278</u>	<u>25,48,29,833</u>	<u>38,76,01,537</u>
<b>Total Assets</b>		<u><b>27,95,61,278</b></u>	<u><b>25,50,29,833</b></u>	<u><b>38,78,01,537</b></u>
<b>EQUITY AND LIABILITIES</b>				
<b>Equity</b>				
Equity share capital	10	1,00,000	1,00,000	1,00,000
Other equity	11			
Retained Earnings		68,64,139	68,86,231	56,75,137
<b>Total equity</b>		<u>69,64,139</u>	<u>69,86,231</u>	<u>57,75,137</u>
<b>LIABILITIES</b>				
<b>Current liabilities</b>				
Financial liabilities				
Trade payables	12	53,08,850	53,08,800	43,12,621
Other current liabilities	13	26,72,88,289	24,27,34,802	37,77,13,779
<b>Total liabilities</b>		<u>27,25,97,139</u>	<u>24,80,43,602</u>	<u>38,20,26,400</u>
<b>Total Equity and Liabilities</b>		<u><b>27,95,61,278</b></u>	<u><b>25,50,29,833</b></u>	<u><b>38,78,01,537</b></u>

Summary of significant accounting policies 3

The accompanying notes are an integral part of the financial statements.

As per our report of even date

For MNV & CO.  
Firm Reg. No.: 023682N  
Chartered Accountants

Vikrant Suri  
Partner  
Membership No.: 505887



For and on behalf of the Board of Directors of  
**UTKARSH BUILDCON PRIVATE LIMITED**

Arvind Kumar Gupta  
Director  
DIN-06785492

Vivek Singh  
Director  
DIN-03466774

Place : New Delhi

Date : 24<sup>th</sup> May 2017

UTKARSH BUILDCON PRIVATE LIMITED  
STANDALONE STATEMENT OF PROFIT AND LOSS FOR THE YEAR ENDED 31 MARCH 2017  
(Amount in Rupees, unless otherwise stated)

Particulars	Notes	31 March 2017	31 March 2016
Revenue From Operations	14	-	3,11,250
Other Income	15	79,483	10,58,824
<b>Total Income (I)</b>		<b>79,483</b>	<b>13,70,074</b>
<b>EXPENSES</b>			
Other expenses	16	90,592	53,250
Finance costs	17	10,983	169
<b>Total Expenses (II)</b>		<b>1,01,575</b>	<b>53,419</b>
<b>Profit/(Loss) before tax from operations (I-II)</b>		<b>(22,092)</b>	<b>13,16,655</b>
<b>Tax expense:</b>			
Current Tax		-	1,05,561
<b>Profit/(Loss) for the year from operations</b>		<b>(22,092)</b>	<b>12,11,094</b>
<b>Other Comprehensive Income</b>		-	-
<b>Total other comprehensive income for the year, net of tax</b>		-	-
<b>Total comprehensive income/(loss) for the year, net of tax</b>		<b>(22,092)</b>	<b>12,11,094</b>
Earnings per equity share (computed on the basis of profit/(loss) for the year):	18		
(1) Basic		(2.21)	121.11
(2) Diluted		(2.21)	121.11

Summary of significant accounting policies 3

The accompanying notes are an integral part of the financial statements.

As per our report of even date

For MNV & CO.  
Firm Reg. No: 0236827  
Chartered Accountants

Vikrant Suri  
Partner  
Membership No.: 505887



For and on behalf of the Board of Directors of  
UTKARSH BUILDCON PRIVATE LIMITED

Arvind Kumar Gupta  
Director  
DIN-06785492

Vivek Singh  
Director  
DIN-03466774

Place : New Delhi  
Date : 24<sup>th</sup> May 2017

**VERSATILE CONBUILD PRIVATE LIMITED**  
**BALANCE SHEET AS AT 31 MARCH 2017**  
(Amount in Rupees, unless otherwise stated)

	Notes	As at 31 March 2017	As at 31 March 2016	As at 1 April 2015
<b>ASSETS</b>				
<b>Non-current assets</b>				
Financial Assets				
Investments	4	1,02,00,000	1,02,00,000	1,03,00,000
		1,02,00,000	1,02,00,000	1,03,00,000
<b>Current assets</b>				
Financial assets				
Cash and cash equivalents	5	14,056	1,12,315	13,339
		14,056	1,12,315	13,339
<b>Total Assets</b>		<b>1,02,14,056</b>	<b>1,03,12,315</b>	<b>1,03,13,339</b>
<b>EQUITY AND LIABILITIES</b>				
<b>Equity</b>				
Equity share capital	6	1,00,000	1,00,000	1,00,000
Other equity	7			
Retained Earnings		(92,253)	(85,344)	(67,088)
<b>Total equity</b>		<b>7,747</b>	<b>14,656</b>	<b>32,912</b>
<b>LIABILITIES</b>				
<b>Current liabilities</b>				
Financial liabilities				
Trade payables	8	11,500	22,850	5,618
Other current liabilities	9	1,01,94,809	1,02,74,809	1,02,74,809
<b>Total liabilities</b>		<b>1,02,06,309</b>	<b>1,02,97,659</b>	<b>1,02,80,427</b>
<b>Total Equity and Liabilities</b>		<b>1,02,14,056</b>	<b>1,03,12,315</b>	<b>1,03,13,339</b>

Summary of significant accounting policies 3

The accompanying notes are an integral part of the financial statements.

As per our report of even date

For Rajeev & Ajay  
Firm registration No : 009977N  
Chartered Accountants

Ajay Sachdeva  
Partner  
Membership No. : 084302

Place : New Delhi  
Date : 24 MAY 2017

For and on behalf of the Board of Directors of  
**VERSATILE CONBUILD PRIVATE LIMITED**

Vikas Garg  
Director  
DIN-05267799

Sunil Kumar Khanna  
Director  
DIN-02230962



**VERSATILE CONBUILD PRIVATE LIMITED**  
**STATEMENT OF PROFIT AND LOSS FOR THE YEAR ENDED 31 MARCH 2017**  
(Amount in Rupees, unless otherwise stated)

Particulars	Notes	31 March 2017	31 March 2016
<b>Total Income (I)</b>		-	-
<b>EXPENSES</b>			
Other expenses	10	6,723	18,256
Finance costs	11	186	-
<b>Total Expenses (II)</b>		6,909	18,256
<b>Profit/(Loss) before tax from continuing operations (I-II)</b>		(6,909)	(18,256)
<b>Tax expense:</b>			
Current Tax		-	-
<b>Profit/(Loss) before tax from continuing operations (I-II)</b>		(6,909)	(18,256)
<b>Other Comprehensive Income</b>		-	-
<b>Total other comprehensive income for the year, net of tax</b>		-	-
<b>Total comprehensive income/(loss) for the year, net of tax</b>		(6,909)	(18,256)
<b>Earnings per equity share (computed on the basis of profit/(loss) for the year):</b>	12		
(1) Basic		(0.69)	(1.83)
(2) Diluted		(0.69)	(1.83)

Summary of significant accounting policies 3

The accompanying notes are an integral part of the financial statements.

As per our report of even date

For Rajeev & Ajay  
Firm registration No : 009977N  
Chartered Accountants

Ajay Sachdeva  
Partner  
Membership No. : 084302

For and on behalf of the Board of Directors of  
**VERSATILE CONBUILD PRIVATE LIMITED**

Vikas Garg  
Director  
DIN-05267799

Sunil Kumar Khanna  
Director  
DIN-02230962

Place : New Delhi

Date : 24 MAY 2017

**VIRASAT BUILDCON PRIVATE LIMITED**  
**BALANCE SHEET AS AT 31 MARCH 2017**  
(Amount in Rupees, unless otherwise stated)

	Notes	As at 31 March 2017	As at 31 March 2016	As at 1 April 2015
<b>ASSETS</b>				
<b>Current assets</b>				
Financial assets				
Cash and cash equivalents	4	3,87,359	17,853	25,245
Other financial assets	5	-	3,77,306	3,77,306
Other current assets	6	67,215	67,215	67,215
<b>Total Assets</b>		<b>4,54,574</b>	<b>4,62,374</b>	<b>4,69,767</b>
<b>EQUITY AND LIABILITIES</b>				
<b>Equity</b>				
Equity share capital	7	10,00,000	10,00,000	10,00,000
Other equity	8	(5,51,176)	(5,43,351)	(5,35,851)
Retained Earnings				
<b>Total equity</b>		<b>4,48,824</b>	<b>4,56,649</b>	<b>4,64,149</b>
<b>LIABILITIES</b>				
<b>Current liabilities</b>				
Financial liabilities				
Trade payables	9	5,750	5,725	5,618
<b>Total liabilities</b>		<b>5,750</b>	<b>5,725</b>	<b>5,618</b>
<b>Total Equity and Liabilities</b>		<b>4,54,574</b>	<b>4,62,374</b>	<b>4,69,767</b>

Summary of significant accounting policies 3

The accompanying notes are an integral part of the financial statements.

As per our report of even date

For MNV & CO.  
Firm Reg. No.: 023682N  
Chartered Accountants

Vikrant Suri  
Partner  
Membership No.: 505887



For and on behalf of the Board of Directors of  
VIRASAT BUILDCON PRIVATE LIMITED

Krishna Kant Kumar  
Director  
DIN- 07108942

Pankaj Bhushan Patel  
Director  
DIN-06558557

Place : New Delhi

Date : 24<sup>th</sup> May 2017

**VIRASAT BUILDCON PRIVATE LIMITED**  
**STATEMENT OF PROFIT AND LOSS FOR THE YEAR ENDED 31 MARCH 2017**  
(Amount in Rupees, unless otherwise stated)

Particulars	Notes	31 March 2017	31 March 2016
<b>Total Income (I)</b>		-	-
<b>EXPENSES</b>			
Other expenses	10	7,825	7,447
Finance costs	11	-	52
<b>Total Expenses (II)</b>		7,825	7,499
<b>Profit/(Loss) before tax from operations (I-II)</b>		(7,825)	(7,499)
<b>Tax expense:</b>			
Current Tax		-	-
<b>Profit/(Loss) for the year from operations</b>		(7,825)	(7,499)
<b>Other Comprehensive Income</b>		-	-
<b>Total other comprehensive income for the year, net of tax</b>		-	-
<b>Total comprehensive income/(loss) for the year, net of tax</b>		(7,825)	(7,499)
<b>Earnings per equity share (computed on the basis of profit/(loss) for the year):</b>	12		
(1) Basic		(0.08)	(0.07)
(2) Diluted		(0.08)	(0.07)
<b>Summary of significant accounting policies</b>	3		

The accompanying notes are an integral part of the financial statements.

As per our report of even date

For MNV & CO.  
Firm Reg. No.: 023682N  
Chartered Accountants  
  
Vilasuri  
Partner  
Membership No.: 505887



For and on behalf of the Board of Directors of  
**VIRASAT BUILDCON PRIVATE LIMITED**

  
Krishna Kant Kumar  
Director  
DIN- 07108942

  
Pankaj Bhushan Patel  
Director  
DIN-06558557

Place : New Delhi

Date : 24<sup>th</sup> May 2017



**VITALITY CONBUILD PRIVATE LIMITED**  
**BALANCE SHEET AS AT 31 MARCH 2017**  
(Amount in Rupees, unless otherwise stated)

	Notes	As at 31 March 2017	As at 31 March 2016	As at 1 April 2015
<b>ASSETS</b>				
<b>Non-current assets</b>				
Financial Assets				
Investments	4	-	-	1,56,80,000
		-	-	1,56,80,000
<b>Current assets</b>				
Financial assets				
Cash and cash equivalents	5	7,319	2,114	2,957
		7,319	2,114	2,957
<b>Total Assets</b>		<b>7,319</b>	<b>2,114</b>	<b>1,56,82,957</b>
<b>EQUITY AND LIABILITIES</b>				
<b>Equity</b>				
Equity share capital	6	1,00,000	1,00,000	1,00,000
Other equity	7			
Retained Earnings		(4,06,309)	(3,99,189)	(3,07,846)
<b>Total equity</b>		<b>(3,06,309)</b>	<b>(2,99,189)</b>	<b>(2,07,846)</b>
<b>LIABILITIES</b>				
<b>Current liabilities</b>				
Financial liabilities				
Trade payables	8	5,444	11,119	5,619
Other current liabilities	9	3,08,184	2,90,184	1,58,85,184
<b>Total liabilities</b>		<b>3,13,628</b>	<b>3,01,303</b>	<b>1,58,90,803</b>
<b>Total Equity and Liabilities</b>		<b>7,319</b>	<b>2,114</b>	<b>1,56,82,957</b>

Summary of significant accounting policies 3

The accompanying notes are an integral part of the financial statements.

As per our report of even date

For Rajeev & Ajay  
Firm registration No : 009977N  
Chartered Accountants

Ajay Sachdeva  
Partner  
Membership No. : 084302

For and on behalf of the Board of Directors of  
VITALITY CONBUILD PRIVATE LIMITED

Vikram Jit Singh  
Director  
DIN- 06788748

Aseem Kalia  
Director  
DIN- 03048820

Place : New Delhi  
Date : 24 MAY 2017

**VITALITY CONBUILD PRIVATE LIMITED**  
**STATEMENT OF PROFIT AND LOSS FOR THE YEAR ENDED 31 MARCH 2017**  
(Amount in Rupees, unless otherwise stated)

Particulars	Notes	31 March 2017	31 March 2016
<b>Total Income (I)</b>		-	-
<b>EXPENSES</b>			
Other expenses	10	7,005	91,343
Finance costs	11	115	-
<b>Total Expenses (II)</b>		7,120	91,343
<b>Profit/(Loss) before tax from continuing operations (I-II)</b>		(7,120)	(91,343)
<b>Tax expense:</b>			
Current Tax		-	-
<b>Profit/(Loss) for the year from continuing operations</b>		(7,120)	(91,343)
<b>Other Comprehensive Income</b>		-	-
<b>Total other comprehensive income for the year, net of tax</b>		-	-
<b>Total comprehensive income/(loss) for the year, net of tax</b>		(7,120)	(91,343)
Earnings per equity share (computed on the basis of profit/(loss) for the year):	12		
(1) Basic		(0.71)	(9.13)
(2) Diluted		(0.71)	(9.13)

Summary of significant accounting policies 3

The accompanying notes are an integral part of the financial statements.

As per our report of even date

For Rajeev & Ajay  
Firm registration No : 009977N  
Chartered Accountants

  
Ajay Sachdeva  
Partner  
Membership No. : 084302

For and on behalf of the Board of Directors of  
VITALITY CONBUILD PRIVATE LIMITED

  
Vikram Jit Singh  
Director  
DIN- 06788748

  
Aseem Kalia  
Director  
DIN- 03048820

Place : New Delhi  
Date : 24 MAY 2017

**VPG Developers Private limited**  
**BALANCE SHEET AS AT 31 MARCH 2017**  
(Amount in Rupees, unless otherwise stated)

	Notes	As at 31 March 2017	As at 31 March 2016	As at 1 April 2015
<b>ASSETS</b>				
<b>Current assets</b>				
Inventories	4	4,70,654	4,70,654	4,70,654
Financial assets				
Cash and cash equivalents	5	68,135	10,310	23,343
Other current assets	6	75,939	75,939	75,939
<b>Total Assets</b>		<b>6,14,728</b>	<b>5,56,903</b>	<b>5,69,936</b>
<b>EQUITY AND LIABILITIES</b>				
<b>Equity</b>				
Equity share capital	7	1,00,000	1,00,000	1,00,000
Other equity	8			
Retained Earnings		(48,83,840)	(39,28,033)	(31,84,323)
<b>Total equity</b>		<b>(47,83,840)</b>	<b>(38,28,033)</b>	<b>(30,84,323)</b>
<b>Current liabilities</b>				
Financial liabilities				
Trade payables	9	1,66,909	3,69,361	3,22,774
Other current liabilities	10	52,31,659	40,15,575	33,31,485
<b>Total liabilities</b>		<b>53,98,568</b>	<b>43,84,936</b>	<b>36,54,259</b>
<b>Total Equity and Liabilities</b>		<b>6,14,728</b>	<b>5,56,903</b>	<b>5,69,936</b>

Summary of significant accounting policies

The accompanying notes are an integral part of the financial statements.

As per our report of even date

For MNV & CO.  
Firm Reg. No.: 023682N  
Chartered Accountants

Vikram Suri  
Partner  
Membership No.: 505887

Place : New Delhi  
Date : 24 May 2017

For and on behalf of the Board of Directors of  
VPG Developers Private limited

Arvind Kumar Gupta  
Director  
DIN-06785495

Sunil Kumar Khanna  
Director  
DIN-02230962



VPG Developers Private limited  
**STATEMENT OF PROFIT AND LOSS FOR THE YEAR ENDED 31 MARCH 2017**  
(Amount in Rupees, unless otherwise stated)

Particulars	Notes	31 March 2017	31 March 2016
Other Income	11	-	2,44,355
<b>Total Income (I)</b>		-	<b>2,44,355</b>
<b>EXPENSES</b>			
Other expenses	12	9,55,641	9,87,883
Finance costs	13	166	182
<b>Total Expenses (II)</b>		<b>9,55,807</b>	<b>9,88,065</b>
<b>Profit(Loss) before tax from operations (I-II)</b>		<b>(9,55,807)</b>	<b>(7,43,710)</b>
<b>Tax expense:</b>			
Current Tax		-	-
<b>Profit(Loss) for the year from operations</b>		<b>(9,55,807)</b>	<b>(7,43,710)</b>
<b>Other comprehensive income/(loss)</b>		-	-
<b>Total other comprehensive income/(loss) for the year, net of tax</b>		-	-
<b>Total comprehensive income/(loss) for the year, net of tax</b>		<b>(9,55,807)</b>	<b>(7,43,710)</b>
Earnings per equity share (computed on the basis of profit/(loss) for the year):	14		
(1) Basic		(95.58)	(74.37)
(2) Diluted		(95.58)	(74.37)

**Summary of significant accounting policies**

The accompanying notes are an integral part of the financial statements.

As per our report of even date

For MNV & CO.  
Firm Reg. No.: 023682N  
Chartered Accountants

Vikrant Suri  
Partner  
Membership No.: 505887



Place : New Delhi  
Date : 24 May 2017

For and on behalf of the Board of Directors of  
VPG Developers Private limited

Arvind Kumar Gupta  
Director  
DIN-05785492

Sunil Kumar Khanna  
Director  
DIN-02230962

**WAIF PROPBUILD PRIVATE LIMITED**  
**BALANCE SHEET AS AT 31 MARCH 2017**  
(Amount in Rupees, unless otherwise stated)

	Notes	As at 31 March 2017	As at 31 March 2016	As at 1 April 2015
<b>ASSETS</b>				
<b>Current assets</b>				
Inventories	4	-	163	163
Financial assets				
Cash and cash equivalents	5	7,445	14,541	7,257
<b>Total Assets</b>		<b>7,445</b>	<b>14,704</b>	<b>7,420</b>
<b>EQUITY AND LIABILITIES</b>				
<b>Equity</b>				
Equity share capital	6	1,00,000	1,00,000	1,00,000
Other equity	7			
Retained Earnings		(2,61,606)	(2,54,322)	(2,46,498)
<b>Total equity</b>		<b>(1,61,606)</b>	<b>(1,54,322)</b>	<b>(1,46,498)</b>
<b>LIABILITIES</b>				
<b>Current liabilities</b>				
Financial liabilities				
Trade payables	8	5,750	5,725	5,618
Other current liabilities	9	1,63,300	1,63,300	1,48,300
<b>Total liabilities</b>		<b>1,69,050</b>	<b>1,69,025</b>	<b>1,53,918</b>
<b>Total Equity and Liabilities</b>		<b>7,445</b>	<b>14,704</b>	<b>7,420</b>
Summary of significant accounting policies	3			

The accompanying notes are an integral part of the financial statements.

As per our report of even date

For MNV & CO.  
Firm Reg. No.: 023682N  
Chartered Accountants

Vikrant Singh  
Partner  
Membership No.: 505887



For and on behalf of the Board of Directors of  
WAIF PROPBUILD PRIVATE LIMITED

Akshat Maheshwari  
Director  
DIN- 07504909

Satish Kumar Goyal  
Director  
DIN-06520570

Place : New Delhi  
Date : 24 May 2017

**WAIF PROPBUILD PRIVATE LIMITED**  
**STATEMENT OF PROFIT AND LOSS FOR THE YEAR ENDED 31 MARCH 2017**  
(Amount in Rupees, unless otherwise stated)

Particulars	Notes	31 March 2017	31 March 2016
Total Income (I)		-	-
<b>EXPENSES</b>			
Other expenses	10	7,169	7,754
Finance costs	11	115	69
<b>Total Expenses (II)</b>		<b>7,284</b>	<b>7,823</b>
<b>Profit/(Loss) before tax from operations (I-II)</b>		<b>(7,284)</b>	<b>(7,823)</b>
<b>Tax expense:</b>			
Current Tax		-	-
<b>Profit/(Loss) for the year from operations</b>		<b>(7,284)</b>	<b>(7,823)</b>
<b>Other Comprehensive Income</b>		-	-
<b>Total other comprehensive income for the year, net of tax</b>		-	-
<b>Total comprehensive income/(loss) for the year, net of tax</b>		<b>(7,284)</b>	<b>(7,823)</b>
Earnings per equity share (computed on the basis of profit/(loss) for the year):	12		
(1) Basic		(0.73)	(0.78)
(2) Diluted		(0.73)	(0.78)

Summary of significant accounting policies 3

The accompanying notes are an integral part of the financial statements.

As per our report of even date

For MNV & CO.  
Firm Reg. No.: 023682N  
Chartered Accountants

Vikram Suri  
Partner  
Membership No.: 505887



For and on behalf of the Board of Directors of  
**WAIF PROPBUILD PRIVATE LIMITED**

Akshat Maheshwari  
Director  
DIN- 07504909

Satish Kumar Goyal  
Director  
DIN-06520570

Place : New Delhi

Date : 24 May 2017



**Wedge Properties Private Limited**

Balance Sheet as At 31 March 2017

(Amount in Rupees, unless otherwise stated)

	Notes	As at 31 March 2017	As at 31 March 2016	As at 1 April 2015
<b>ASSETS</b>				
<b>Current assets</b>				
Inventories	4	9,81,04,497	9,81,04,497	9,80,94,497
Financial assets				
Cash and cash equivalents	5	56,57,477	13,397	16,128
Other financial assets	6	1,20,000	1,20,000	1,20,000
Other current assets	7	-	-	10,000
<b>Total Assets</b>		<b>10,38,81,974</b>	<b>9,82,37,894</b>	<b>9,82,40,625</b>
<b>EQUITY AND LIABILITIES</b>				
<b>Equity</b>				
Equity share capital	8	1,00,000	1,00,000	1,00,000
Other equity	9			
Retained Earnings		(1,56,555)	(1,47,480)	(1,38,913)
<b>Total equity</b>		<b>(56,555)</b>	<b>(47,480)</b>	<b>(38,913)</b>
<b>LIABILITIES</b>				
<b>Current liabilities</b>				
Financial liabilities				
Trade payables	10	9,58,22,401	9,58,28,076	9,58,22,269
Other current liabilities	11	81,16,128	24,57,298	24,57,269
<b>Total liabilities</b>		<b>10,39,38,529</b>	<b>9,82,85,374</b>	<b>9,82,79,538</b>
<b>Total Equity and Liabilities</b>		<b>10,38,81,974</b>	<b>9,82,37,894</b>	<b>9,82,40,625</b>

Summary of significant accounting policies

3


The accompanying notes are an integral part of the financial statements.

As per our report of even date

For Jain Jindal &amp; Co.

Firm registration No : 025817N

Chartered Accountants



Romesh Vijay

Partner

Membership No. : 411274

For and on behalf of the Board of Directors of  
**Wedge Properties Private Limited**


Tarun Chadha

Director

DIN-07109007



Khaliqz Zaman

Director

DIN-06849826

Place : New Delhi

Date : May 24, 2017

24 MAY 2017



**Wedge Properties Private Limited**

Statement of Profit and Loss for the Year ended 31 March 2017

(Amount in Rupees, unless otherwise stated)

	Notes	31 March 2017	31 March 2016
<b>REVENUE</b>			
Revenue From Operations		-	-
<b>Total Income (I)</b>		-	-
<b>EXPENSES</b>			
Finance costs	12	1,865	506
Other expenses	13	7,210	8,061
<b>Total Expenses (II)</b>		9,075	8,567
<b>Profit/(Loss) before tax from continuing operations (I-II)</b>		(9,075)	(8,567)
<b>Tax expense:</b>			
Current Tax		-	-
<b>Profit/(Loss) for the year from continuing operations</b>		(9,075)	(8,567)
<b>Other comprehensive income</b>		-	-
<b>Total other comprehensive income for the year, net of tax</b>		-	-
<b>Total comprehensive income/(loss) for the year, net of tax</b>		(9,075)	(8,567)
Earnings per equity share (computed on the basis of profit/(loss) for the year):	14		
(1) Basic		(0.91)	(0.86)
(2) Diluted		(0.91)	(0.86)

Summary of significant accounting policies

3

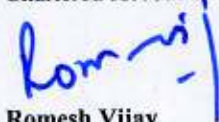
The accompanying notes are an integral part of the financial statements.

As per our report of even date

For Jain Jindal &amp; Co.

Firm registration No : 025817N

Chartered Accountants

**Romesh Vijay**  
Partner

Membership No. : 411274

For and on behalf of the Board of Directors of  
**Wedge Properties Private Limited****Tarun Chadha**  
Director  
DIN-07109007**Khaliqz Zaman**  
Director  
DIN-06849826Place : New Delhi  
Date : May 24, 2017

24 MAY 2017





**WEMBLEY ESTATES PRIVATE LIMITED**  
**BALANCE SHEET AS AT 31 MARCH 2017**  
(Amount in Rupees, unless otherwise stated)

	Notes	As at 31 March 2017	As at 31 March 2016	As at 1 April 2015
<b>ASSETS</b>				
<b>Non-current assets</b>				
Financial Assets				
Investments	4	-	-	9,43,15,200
		-	-	9,43,15,200
<b>Current assets</b>				
Financial assets				
Cash and cash equivalents	5	45,540	57,191	5,433
		45,540	57,191	5,433
<b>Total Assets</b>		<b>45,540</b>	<b>57,191</b>	<b>9,43,20,633</b>
<b>EQUITY AND LIABILITIES</b>				
<b>Equity</b>				
Equity share capital	6	10,00,000	10,00,000	10,00,000
Other equity	7			
Retained Earnings		(9,80,210)	(9,68,534)	(2,20,394)
<b>Total equity</b>		<b>19,790</b>	<b>31,466</b>	<b>7,79,606</b>
<b>LIABILITIES</b>				
<b>Current liabilities</b>				
Financial liabilities				
Trade payables	8	5,750	5,725	5,618
Other current liabilities	9	20,000	20,000	9,35,35,409
<b>Total liabilities</b>		<b>25,750</b>	<b>25,725</b>	<b>9,35,41,027</b>
<b>Total Equity and Liabilities</b>		<b>45,540</b>	<b>57,191</b>	<b>9,43,20,633</b>

Summary of significant accounting policies 3

The accompanying notes are an integral part of the financial statements.

As per our report of even date

For Rajeev & Ajay  
Firm registration No : 009977N  
Chartered Accountants

Ajay Sachdeva  
Partner  
Membership No. : 084302

Place : New Delhi  
Date : 24 MAY 2017

For and on behalf of the Board of Directors of  
WEMBLEY ESTATES PRIVATE LIMITED

Israr Ahmad  
Director  
DIN-02048692

Vikram Jit Singh  
Director  
DIN-06788748



**WEMBLEY ESTATES PRIVATE LIMITED**  
**STATEMENT OF PROFIT AND LOSS FOR THE YEAR ENDED 31 MARCH 2017**  
(Amount in Rupees, unless otherwise stated)

Particulars	Notes	31 March 2017	31 March 2016
<b>Total Income (I)</b>		-	-
<b>EXPENSES</b>			
Other expenses	10	11,618	7,47,467
Finance costs	11	58	673
<b>Total Expenses (II)</b>		11,676	7,48,140
<b>Profit/(Loss) before tax from continuing operations (I-II)</b>		(11,676)	(7,48,140)
<b>Tax expense:</b>			
Current Tax		-	-
<b>Profit/(Loss) for the year from continuing operations</b>		(11,676)	(7,48,140)
<b>Other Comprehensive Income</b>		-	-
<b>Total other comprehensive income for the year, net of tax</b>		-	-
<b>Total comprehensive income/(loss) for the year, net of tax</b>		(11,676)	(7,48,140)
<b>Earnings per equity share (computed on the basis of profit/(loss) for the year):</b>	12		
(1) Basic		(0.12)	(7.48)
(2) Diluted		(0.12)	(7.48)

Summary of significant accounting policies 3

The accompanying notes are an integral part of the financial statements.

As per our report of even date

For Rajeev & Ajay  
Firm registration No : 009977N  
Chartered Accountants

Ajay Sachdeva  
Partner  
Membership No. : 084302

For and on behalf of the Board of Directors of  
WEMBLEY ESTATES PRIVATE LIMITED

Israr Ahmad  
Director  
DIN-02048692

Vikram Jit Singh  
Director  
DIN-06788748

Place : New Delhi

Date :

24 MAY 2017

**WHELISH PROPERTIES PRIVATE LIMITED**  
**STANDALONE BALANCE SHEET AS AT 31 MARCH 2017**  
(Amount in Rupees, unless otherwise stated)

	Notes	As at 31 March 2017	As at 31 March 2016	As at 1 April 2015
<b>ASSETS</b>				
<b>Non-current assets</b>				
Financial Assets				
Investments	4	1,57,42,53,805	1,57,42,53,805	1,57,42,53,805
		1,57,42,53,805	1,57,42,53,805	1,57,42,53,805
<b>Current assets</b>				
Financial assets				
Cash and cash equivalents	5	4,846	1,18,443	21,312
		4,846	1,18,443	21,312
<b>Total Assets</b>		<b>1,57,42,58,651</b>	<b>1,57,43,72,248</b>	<b>1,57,42,75,117</b>
<b>EQUITY AND LIABILITIES</b>				
<b>Equity</b>				
Equity share capital	6	1,00,000	1,00,000	1,00,000
Other equity	7			
Retained Earnings		(1,40,522)	(1,33,583)	(1,13,174)
<b>Total equity</b>		<b>(40,522)</b>	<b>(33,583)</b>	<b>(13,174)</b>
<b>LIABILITIES</b>				
<b>Current liabilities</b>				
Financial liabilities				
Trade payables	8	11,500	23,158	5,618
Other current liabilities	9	1,57,42,87,673	1,57,43,82,673	1,57,42,82,673
<b>Total liabilities</b>		<b>1,57,42,99,173</b>	<b>1,57,44,05,831</b>	<b>1,57,42,88,291</b>
<b>Total Equity and Liabilities</b>		<b>1,57,42,58,651</b>	<b>1,57,43,72,248</b>	<b>1,57,42,75,117</b>

Summary of significant accounting policies 3

The accompanying notes are an integral part of the financial statements.

As per our report of even date

For Rajeev & Ajay  
Firm registration No : 009977N  
Chartered Accountants

Ajay Sachdeva  
Partner  
Membership No. : 084302

For and on behalf of the Board of Directors of  
**WHELISH PROPERTIES PRIVATE LIMITED**

Amitava Chattopadhyay  
Director  
DIN-07150600

Krishan Kumar Chhabra  
Director  
DIN- 02821419

Place : New Delhi  
Date : 24 MAY 2017

**WHELISH PROPERTIES PRIVATE LIMITED**  
**STANDALONE STATEMENT OF PROFIT AND LOSS FOR THE YEAR ENDED 31 MARCH 2017**  
(Amount in Rupees, unless otherwise stated)

Particulars	Notes	31 March 2017	31 March 2016
<b>Total Income (I)</b>		-	-
<b>EXPENSES</b>			
Other expenses	10	6,724	20,409
Finance costs	11	215	-
<b>Total Expenses (II)</b>		6,939	20,409
<b>Profit/(Loss) before tax from continuing operations (I-II)</b>		(6,939)	(20,409)
<b>Tax expense:</b>			
Current Tax		-	-
<b>Profit/(Loss) for the year from continuing operations</b>		(6,939)	(20,409)
<b>Other Comprehensive Income</b>		-	-
<b>Total other comprehensive income for the year, net of tax</b>		-	-
<b>Total comprehensive income/(loss) for the year, net of tax</b>		(6,939)	(20,409)
<b>Earnings per equity share (computed on the basis of profit/(loss) for the year):</b>	12		
(1) Basic		(0.69)	(2.04)
(2) Diluted		(0.69)	(2.04)

Summary of significant accounting policies 3

The accompanying notes are an integral part of the financial statements.

As per our report of even date

For Rajeev & Ajay  
Firm registration No : 009977N  
Chartered Accountants  
  
Ajay Sachdeva  
Partner  
Membership No. : 084302

For and on behalf of the Board of Directors of  
WHELISH PROPERTIES PRIVATE LIMITED

  
Amitava Chattopadhyay  
Director  
DIN-07150600

  
Krishan Kumar Chhabra  
Director  
DIN- 02821419

Place : New Delhi

Date :

24 MAY 2017



**WINKLE PROPERTIES PRIVATE LIMITED**  
**BALANCE SHEET AS AT 31 MARCH 2017**  
(Amount in Rupees, unless otherwise stated)

	Notes	As at 31 March 2017	As at 31 March 2016	As at 1 April 2015
<b>ASSETS</b>				
<b>Current assets</b>				
Financial assets				
Cash and cash equivalents	4	12,627	6,723	8,155
Other current assets	5	2,849	2,849	2,849
<b>Total Assets</b>		<b>15,476</b>	<b>9,572</b>	<b>11,004</b>
<b>EQUITY AND LIABILITIES</b>				
<b>Equity</b>				
Equity share capital	6	1,00,000	1,00,000	1,00,000
Other equity	7			
Retained Earnings		(10,38,00,263)	(10,37,93,142)	(10,37,84,603)
<b>Total equity</b>		<b>(10,37,00,263)</b>	<b>(10,36,93,142)</b>	<b>(10,36,84,603)</b>
<b>LIABILITIES</b>				
<b>Current liabilities</b>				
Financial liabilities				
Trade payables	8	5,750	5,725	5,618
Other current liabilities	9	10,37,09,989	10,36,96,989	10,36,89,989
<b>Total liabilities</b>		<b>10,37,15,739</b>	<b>10,37,02,714</b>	<b>10,36,95,607</b>
<b>Total Equity and Liabilities</b>		<b>15,476</b>	<b>9,572</b>	<b>11,004</b>
<b>Summary of significant accounting policies</b>	3			

The accompanying notes are an integral part of the financial statements.

As per our report of even date

For Rajeev & Ajay  
Firm registration No : 009977N  
Chartered Accountants

Ajay Sachdeva  
Partner  
Membership No. : 084302

For and on behalf of the Board of Directors of  
WINKLE PROPERTIES PRIVATE LIMITED

Jashinder Singh Jaswal  
Director  
DIN-07109050

Krishan Kumar Chhabra  
Director  
DIN-02821419

Place : New Delhi

Date : 24 MAY 2017

**WINKLE PROPERTIES PRIVATE LIMITED**  
**STATEMENT OF PROFIT AND LOSS FOR THE YEAR ENDED 31 MARCH 2017**  
(Amount in Rupees, unless otherwise stated)

Particulars	Notes	31 March 2017	31 March 2016
<b>Total Income (I)</b>		-	-
<b>EXPENSES</b>			
Other expenses	10	7,006	8,473
Finance costs	11	115	66
<b>Total Expenses (II)</b>		7,121	8,539
<b>Profit/(Loss) before tax from continuing operations (I-II)</b>		(7,121)	(8,539)
<b>Tax expense:</b>			
Current Tax		-	-
<b>Profit/(Loss) for the year from continuing operations</b>		(7,121)	(8,539)
<b>Other Comprehensive Income</b>		-	-
<b>Total other comprehensive income for the year, net of tax</b>		-	-
<b>Total comprehensive income/(loss) for the year, net of tax</b>		(7,121)	(8,539)
<b>Earnings per equity share (computed on the basis of profit/(loss) for the year):</b>	12		
(1) Basic		(0.71)	(0.85)
(2) Diluted		(0.71)	(0.85)

Summary of significant accounting policies 3

The accompanying notes are an integral part of the financial statements.

As per our report of even date

For Rajeev & Ajay  
Firm registration No : 009977N  
Chartered Accountants

Ajay Sachdeva  
Partner  
Membership No. : 084302

For and on behalf of the Board of Directors of  
WINKLE PROPERTIES PRIVATE LIMITED

Jasbinder Singh Jaswal  
Director  
DIN-07109050

Krishan Kumar Chhabra  
Director  
DIN-02821419

Place : New Delhi

Date : 24 MAY 2017

**YETI PROPERTIES PRIVATE LIMITED**  
**BALANCE SHEET AS AT 31 MARCH 2017**  
(Amount in Rupees, unless otherwise stated)

	Notes	As at 31 March 2017	As at 31 March 2016	As at 1 April 2015
<b>ASSETS</b>				
<b>Current assets</b>				
Inventories	4	11,82,62,393	11,82,62,393	11,82,62,393
Financial assets				
Cash and cash equivalents	5	936	11,927	19,635
<b>Total Assets</b>		<b>11,82,63,329</b>	<b>11,82,74,320</b>	<b>11,82,82,028</b>
<b>EQUITY AND LIABILITIES</b>				
<b>Equity</b>				
Equity share capital	6	1,00,000	1,00,000	1,00,000
Other equity	7			
Retained Earnings		(2,62,132)	(2,51,116)	(2,43,301)
<b>Total equity</b>		<b>(1,62,132)</b>	<b>(1,51,116)</b>	<b>(1,43,301)</b>
<b>LIABILITIES</b>				
<b>Current liabilities</b>				
Financial liabilities				
Trade payables	8	5,750	5,725	5,618
Other current liabilities	9	11,84,19,711	11,84,19,711	11,84,19,711
<b>Total liabilities</b>		<b>11,84,25,461</b>	<b>11,84,25,436</b>	<b>11,84,25,329</b>
<b>Total Equity and Liabilities</b>		<b>11,82,63,329</b>	<b>11,82,74,320</b>	<b>11,82,82,028</b>

Summary of significant accounting policies 3

The accompanying notes are an integral part of the financial statements.

As per our report of even date

For MNV & CO.  
Firm Reg. No.: 023682N  
Chartered Accountants

Vikram Suri  
Partner  
Membership No.: 505887



Place : New Delhi

Date : 24 MAY 2017

For and on behalf of the Board of Directors of  
**YETI PROPERTIES PRIVATE LIMITED**

Jasveer Singh Panwar  
Director  
DIN-06849825

Ranjit Sarkar  
Director  
DIN-06785561

New Delhi  
24 MAY 2017



**YETI PROPERTIES PRIVATE LIMITED**  
**STATEMENT OF PROFIT AND LOSS FOR THE YEAR ENDED 31 MARCH 2017**  
(Amount in Rupees, unless otherwise stated)

Particulars	Notes	31 March 2017	31 March 2016
<b>Total Income (I)</b>		-	-
<b>EXPENSES</b>			
Other expenses	10	10,901	7,446
Finance costs	11	115	369
<b>Total Expenses (II)</b>		11,016	7,815
<b>Profit/(Loss) before tax from operations (I-II)</b>		(11,016)	(7,815)
<b>Tax expense:</b>			
Current Tax		-	-
<b>Profit/(Loss) for the year from operations</b>		(11,016)	(7,815)
<b>Other comprehensive income</b>		-	-
<b>Total other comprehensive income for the year, net of tax</b>		-	-
<b>Total comprehensive income/(loss) for the year, net of tax</b>		(11,016)	(7,815)
<b>Earnings per equity share (computed on the basis of profit/(loss) for the year):</b>	12		
(1) Basic		(1.10)	(0.78)
(2) Diluted		(1.10)	(0.78)
<b>Summary of significant accounting policies</b>	3		

The accompanying notes are an integral part of the financial statements.

As per our report of even date

For MNV & CO.  
Firm Reg. No.: 023682N  
Chartered Accountants

Vikram Suri  
Partner  
Membership No.: 505887



Place : New Delhi

Date : 24 MAY 2017

For and on behalf of the Board of Directors of  
**YETI PROPERTIES PRIVATE LIMITED**

Jasveer Singh Panwar  
Director  
DIN-06849825

Ranjit Sarkar  
Director  
DIN-06785561

new Delhi 24 MAY 2017  
new Delhi 24 MAY 2017

**YOGIRAJ PROMOTERS PRIVATE LIMITED**  
**BALANCE SHEET AS AT 31 MARCH 2017**  
(Amount in Rupees, unless otherwise stated)

	Notes	As at 31 March 2017	As at 31 March 2016	As at 1 April 2015
<b>ASSETS</b>				
<b>Non-current assets</b>				
Property, plant and equipment	4	-	-	1,268
Capital work-in-progress	5	3,40,07,55,680	3,40,07,55,680	3,40,07,55,680
		<u>3,40,07,55,680</u>	<u>3,40,07,55,680</u>	<u>3,40,07,56,948</u>
<b>Current assets</b>				
Financial assets				
Cash and cash equivalents	6	22,517	14,453	21,066
Other current assets	7	-	-	4,72,703
		<u>22,517</u>	<u>14,453</u>	<u>4,93,769</u>
<b>Total Assets</b>		<u>3,40,07,78,197</u>	<u>3,40,07,70,133</u>	<u>3,40,12,50,717</u>
<b>EQUITY AND LIABILITIES</b>				
<b>Equity</b>				
Equity share capital	8	1,00,000	1,00,000	1,00,000
Other equity	9			
Retained Earnings		(19,92,66,443)	(19,78,45,958)	(19,61,01,894)
<b>Total equity</b>		<u>(19,91,66,443)</u>	<u>(19,77,45,958)</u>	<u>(19,60,01,894)</u>
<b>LIABILITIES</b>				
<b>Current liabilities</b>				
Financial liabilities				
Trade payables	10	12,11,908	15,61,834	16,07,435
Other financial liabilities	11	5,00,000	5,00,000	5,00,000
Other current liabilities	12	3,59,82,32,733	3,59,64,54,258	3,59,51,45,176
<b>Total liabilities</b>		<u>3,59,99,44,641</u>	<u>3,59,85,16,092</u>	<u>3,59,72,52,611</u>
<b>Total Equity and Liabilities</b>		<u>3,40,07,78,197</u>	<u>3,40,07,70,133</u>	<u>3,40,12,50,717</u>

Summary of significant accounting policies 3

The accompanying notes are an integral part of the financial statements.

As per our report of even date

For Rajeev & Ajay  
Firm registration No : 009977N  
Chartered Accountants

Ajay Sachdeva  
Partner  
Membership No. : 084302



For and on behalf of the Board of Directors of  
YOGIRAJ PROMOTERS PRIVATE LIMITED

Ranjit Sarkar  
Director  
DIN-06785561

Sanjay Sharma  
Director  
DIN-05320421

Place : New Delhi

Date : 24 MAY 2017

**YOGIRAJ PROMOTERS PRIVATE LIMITED**  
**STATEMENT OF PROFIT AND LOSS FOR THE YEAR ENDED 31 MARCH 2017**  
(Amount in Rupees, unless otherwise stated)

Particulars	Notes	31 March 2017	31 March 2016
Other Income	13	-	1,24,000
<b>Total Income (I)</b>		<b>-</b>	<b>1,24,000</b>
<b>EXPENSES</b>			
Depreciation and amortization expense	14	-	1,300
Other expenses	15	14,20,370	18,66,715
Finance costs	16	115	50
<b>Total Expenses (II)</b>		<b>14,20,485</b>	<b>18,68,065</b>
<b>Profit/(Loss) before tax from continuing operations (I-II)</b>		<b>(14,20,485)</b>	<b>(17,44,065)</b>
<b>Tax expense:</b>			
Current Tax		-	-
<b>Profit/(Loss) for the year from continuing operations</b>		<b>(14,20,485)</b>	<b>(17,44,065)</b>
<b>Other Comprehensive Income</b>		<b>-</b>	<b>-</b>
<b>Total other comprehensive income for the year, net of tax</b>		<b>-</b>	<b>-</b>
<b>Total comprehensive income/(loss) for the year, net of tax</b>		<b>(14,20,485)</b>	<b>(17,44,065)</b>
Earnings per equity share (computed on the basis of profit/(loss) for the year):	17		
(1) Basic		(142.05)	(174.41)
(2) Diluted		(142.05)	(174.41)

Summary of significant accounting policies 3

The accompanying notes are an integral part of the financial statements.

As per our report of even date

For Rajeev & Ajay  
Firm registration No : 009977N  
Chartered Accountants

Ajay Sachdeva  
Partner  
Membership No. : 084302

For and on behalf of the Board of Directors of  
YOGIRAJ PROMOTERS PRIVATE LIMITED

Ranjit Sarkar  
Director  
DIN-06785561

Sanjay Sharma  
Director  
DIN-05320421

Place : New Delhi  
Date : 24 MAY 2017



**YUKTI PROJECTS PRIVATE LIMITED**  
**BALANCE SHEET AS AT 31 MARCH 2017**  
(Amount in Rupees, unless otherwise stated)

	Notes	As at 31 March 2017	As at 31 March 2016	As at 1 April 2015
<b>ASSETS</b>				
<b>Current assets</b>				
Inventories	4	24,27,00,797	24,27,00,797	23,79,48,297
Financial assets				
Cash and cash equivalents	5	12,495	5,520	13,224
Other financial assets	6	32,33,546	32,33,546	32,33,546
Other current assets	7	2,81,374	2,81,374	10,06,920
<b>Total Assets</b>		<b>24,62,28,212</b>	<b>24,62,21,237</b>	<b>24,22,01,987</b>
<b>EQUITY AND LIABILITIES</b>				
<b>Equity</b>				
Equity share capital	8	1,00,000	1,00,000	1,00,000
Other equity	9			
Retained Earnings		(5,56,08,538)	(5,56,00,488)	(5,55,92,460)
<b>Total equity</b>		<b>(5,55,08,538)</b>	<b>(5,55,00,488)</b>	<b>(5,54,92,460)</b>
<b>LIABILITIES</b>				
<b>Current liabilities</b>				
Financial liabilities				
Trade payables	10	5,750	5,725	5,618
Other current liabilities	11	30,17,31,000	30,17,16,000	29,76,88,829
<b>Total liabilities</b>		<b>30,17,36,750</b>	<b>30,17,21,725</b>	<b>29,76,94,447</b>
<b>Total Equity and Liabilities</b>		<b>24,62,28,212</b>	<b>24,62,21,237</b>	<b>24,22,01,987</b>

Summary of significant accounting policies

3

The accompanying notes are an integral part of the financial statements.

As per our report of even date

For MNV & CO.  
Firm Reg. No.: 023682N  
Chartered Accountants

Vikram Suri  
Partner  
Membership No.: 505887



For and on behalf of the Board of Directors of  
YUKTI PROJECTS PRIVATE LIMITED

Krishna Kant Kumar  
Director  
DIN- 07108942

Shishir Lal  
Director  
DIN-02210170

Place : New Delhi

Date : 24<sup>th</sup> May 2017

**YUKTI PROJECTS PRIVATE LIMITED**  
**STATEMENT OF PROFIT AND LOSS FOR THE YEAR ENDED 31 MARCH 2017**  
(Amount in Rupees, unless otherwise stated)

Particulars	Notes	31 March 2017	31 March 2016
Other Income	12	300	-
<b>Total Income (I)</b>		<b>300</b>	<b>-</b>
<b>EXPENSES</b>			
Other expenses	13	8,235	7,959
Finance costs	14	115	69
<b>Total Expenses (II)</b>		<b>8,350</b>	<b>8,028</b>
<b>Profit/(Loss) before tax from operations (I-II)</b>		<b>(8,050)</b>	<b>(8,028)</b>
<b>Tax expense:</b>			
Current Tax		-	-
<b>Profit/(Loss) for the year from operations</b>		<b>(8,050)</b>	<b>(8,028)</b>
<b>Other Comprehensive Income</b>		<b>-</b>	<b>-</b>
<b>Total other comprehensive income for the year, net of tax</b>		<b>-</b>	<b>-</b>
<b>Total comprehensive income/(loss) for the year, net of tax</b>		<b>(8,050)</b>	<b>(8,028)</b>
Earnings per equity share (computed on the basis of profit/(loss) for the year):	15		
(1) Basic		(0.81)	(0.80)
(2) Diluted		(0.81)	(0.80)

Summary of significant accounting policies 3

The accompanying notes are an integral part of the financial statements.

As per our report of even date

For MNV & CO.  
Firm Reg. No.: 023682N  
Chartered Accountants

Vikram Suri  
Partner  
Membership No.: 505887



For and on behalf of the Board of Directors of  
YUKTI PROJECTS PRIVATE LIMITED

Krishna Kant Kumar  
Director  
DIN- 07108942

Shishir Lal  
Director  
DIN-02210170

Place : New Delhi

Date : 24<sup>th</sup> May 2017

**ZING PROPERTIES PRIVATE LIMITED**  
**BALANCE SHEET AS AT 31 MARCH 2017**  
(Amount in Rupees, unless otherwise stated)

	Notes	As at 31 March 2017	As at 31 March 2016	As at 1 April 2015
<b>ASSETS</b>				
<b>Current assets</b>				
Inventories	4	5,23,52,098	5,23,52,098	5,23,52,098
Financial assets				
Cash and cash equivalents	5	1,02,432	1,11,988	19,693
<b>Total Assets</b>		<b>5,24,54,530</b>	<b>5,24,64,086</b>	<b>5,23,71,791</b>
<b>EQUITY AND LIABILITIES</b>				
<b>Equity</b>				
Equity share capital	6	1,00,000	1,00,000	1,00,000
Other equity	7			
Retained Earnings		(2,63,611)	(2,54,030)	(2,46,218)
<b>Total equity</b>		<b>(1,63,611)</b>	<b>(1,54,030)</b>	<b>(1,46,218)</b>
<b>LIABILITIES</b>				
<b>Current liabilities</b>				
Financial liabilities				
Trade payables	8	5,750	5,725	5,618
Other financial liabilities	9	1,00,000	-	-
Other current liabilities	10	5,25,12,391	5,26,12,391	5,25,12,391
<b>Total liabilities</b>		<b>5,26,18,141</b>	<b>5,26,18,116</b>	<b>5,25,18,009</b>
<b>Total Equity and Liabilities</b>		<b>5,24,54,530</b>	<b>5,24,64,086</b>	<b>5,23,71,791</b>

Summary of significant accounting policies 3

The accompanying notes are an integral part of the financial statements.

As per our report of even date

For Rajeev & Ajay  
Firm registration No : 009977N  
Chartered Accountants

Ajay Sachdeva  
Partner  
Membership No. : 084302

For and on behalf of the Board of Directors of  
ZING PROPERTIES PRIVATE LIMITED

Jairaj Vilas Verma  
Director  
DIN-07560019

Sanjay Sharma  
Director  
DIN-05320421

Place : New Delhi

Date : 24 MAY 2017



**ZING PROPERTIES PRIVATE LIMITED**  
**STATEMENT OF PROFIT AND LOSS FOR THE YEAR ENDED 31 MARCH 2017**  
(Amount in Rupees, unless otherwise stated)

Particulars	Notes	31 March 2017	31 March 2016
<b>Total Income (I)</b>		-	-
<b>EXPENSES</b>			
Other expenses	11	9,466	7,446
Finance costs	12	115	366
<b>Total Expenses (II)</b>		9,581	7,812
<b>Profit/(Loss) before tax from continuing operations (I-II)</b>		(9,581)	(7,812)
<b>Tax expense:</b>			
Current Tax		-	-
<b>Profit/(Loss) for the year from continuing operations</b>		(9,581)	(7,812)
<b>Other Comprehensive Income</b>		-	-
<b>Total other comprehensive income for the year, net of tax</b>		-	-
<b>Total comprehensive income/(loss) for the year, net of tax</b>		(9,581)	(7,812)
<b>Earnings per equity share (computed on the basis of profit/(loss) for the year):</b>	13		
(1) Basic		(0.96)	(0.78)
(2) Diluted		(0.96)	(0.78)

**Summary of significant accounting policies** 3

The accompanying notes are an integral part of the financial statements.

As per our report of even date

For Rajeev & Ajay  
Firm registration No : 009977N  
Chartered Accountants

Ajay Sachdeva  
Partner  
Membership No. : 084302

For and on behalf of the Board of Directors of  
**ZING PROPERTIES PRIVATE LIMITED**

Jairaj Vikas Verma  
Director  
DIN-07560019

Sanjay Sharma  
Director  
DIN-05320421

Place : New Delhi

Date : 24 MAY 2017

**ZITHER BUILDWELL PRIVATE LIMITED**  
**BALANCE SHEET AS AT 31 MARCH 2017**  
(Amount in Rupees, unless otherwise stated)

	Notes	As at 31 March 2017	As at 31 March 2016	As at 1 April 2015
<b>ASSETS</b>				
<b>Current assets</b>				
Inventories	4	7,90,97,064	7,90,97,064	7,90,97,064
<b>Financial assets</b>				
Cash and cash equivalents	5	1,827	1,11,076	19,880
Other financial assets	6	11,21,95,916	3,38,46,261	3,38,46,261
<b>Total Assets</b>		<b>19,12,94,807</b>	<b>11,30,54,401</b>	<b>11,29,63,205</b>
<b>EQUITY AND LIABILITIES</b>				
<b>Equity</b>				
Equity share capital	7	2,00,000	2,00,000	2,00,000
Other equity	8	9,78,19,094	9,78,28,368	9,78,37,279
<b>Total equity</b>		<b>9,80,19,094</b>	<b>9,80,28,368</b>	<b>9,80,37,279</b>
<b>LIABILITIES</b>				
<b>Current liabilities</b>				
<b>Financial liabilities</b>				
Trade payables	9	5,750	5,725	5,618
Other current liabilities	10	9,32,69,963	1,50,20,308	1,49,20,308
<b>Total liabilities</b>		<b>9,32,75,713</b>	<b>1,50,26,033</b>	<b>1,49,25,926</b>
<b>Total Equity and Liabilities</b>		<b>19,12,94,807</b>	<b>11,30,54,401</b>	<b>11,29,63,205</b>

**Summary of significant accounting policies** 3

The accompanying notes are an integral part of the financial statements.

As per our report of even date

For Rajeev & Ajay  
Firm registration No : 009977N  
Chartered Accountants

Ajay Sachdeva  
Partner  
Membership No. : 084302



For and on behalf of the Board of Directors of  
**ZITHER BUILDWELL PRIVATE LIMITED**

Jairaj  
Jairaj Vikas Verma  
Director  
DIN-07560019

Sanjay  
Sanjay Sharma  
Director  
DIN-05320421

Place : New Delhi  
Date : 24 MAY 2017

**ZITHER BUILDWELL PRIVATE LIMITED**  
**STATEMENT OF PROFIT AND LOSS FOR THE YEAR ENDED 31 MARCH 2017**  
(Amount in Rupees, unless otherwise stated)

Particulars	Notes	31 March 2017	31 March 2016
Total Income (I)		-	-
<b>EXPENSES</b>			
Other expenses	11	9,159	7,345
Finance costs	12	115	1,566
<b>Total Expenses (II)</b>		<b>9,274</b>	<b>8,911</b>
<b>Profit/(Loss) before tax from continuing operations (I-II)</b>		<b>(9,274)</b>	<b>(8,911)</b>
Tax expense:			
Current Tax		-	-
<b>Profit/(Loss) for the year from continuing operations</b>		<b>(9,274)</b>	<b>(8,911)</b>
<b>Other Comprehensive Income</b>		-	-
<b>Total other comprehensive income for the year, net of tax</b>		-	-
<b>Total comprehensive income/(loss) for the year, net of tax</b>		<b>(9,274)</b>	<b>(8,911)</b>
Earnings per equity share (computed on the basis of profit/(loss) for the year):	13		
(1) Basic		(0.46)	(0.45)
(2) Diluted		(0.46)	(0.45)

Summary of significant accounting policies 3

The accompanying notes are an integral part of the financial statements.

As per our report of even date

For Rajeev & Ajay  
Firm registration No : 009977N  
Chartered Accountants

Ajay Sachdeva  
Partner  
Membership No. : 084302



For and on behalf of the Board of Directors of  
ZITHER BUILDWELL PRIVATE LIMITED

Jatraj Vikas Verma  
Director  
DIN-07560019

Sanjay Sharma  
Director  
DIN-05320421

Place : New Delhi  
Date : 24 MAY 2017



**ZONEX DEVELOPERS PRIVATE LIMITED**  
**BALANCE SHEET AS AT 31 MARCH 2017**  
(Amount in Rupees, unless otherwise stated)

	Notes	As at 31 March 2017	As at 31 March 2016	As at 1 April 2015
<b>ASSETS</b>				
<b>Current assets</b>				
Inventories	4	12,00,29,799	12,00,29,799	12,04,42,653
Financial assets				
Cash and cash equivalents	5	6,569	13,364	13,412
Other financial assets	6	73,90,050	73,90,050	7,82,542
Other current assets	7	-	-	-
<b>Total Assets</b>		<b>12,74,26,418</b>	<b>12,74,33,213</b>	<b>12,12,38,607</b>
<b>EQUITY AND LIABILITIES</b>				
<b>Equity</b>				
Equity share capital	8	1,00,000	1,00,000	1,00,000
Other equity	9			
Retained Earnings		(4,46,665)	(4,39,845)	(7,34,690)
<b>Total equity</b>		<b>(3,46,665)</b>	<b>(3,39,845)</b>	<b>(6,34,690)</b>
<b>LIABILITIES</b>				
<b>Current liabilities</b>				
Financial liabilities				
Trade payables	10	5,750	5,725	5,618
Other current liabilities	11	12,77,67,333	12,77,67,333	12,18,67,679
<b>Total liabilities</b>		<b>12,77,73,083</b>	<b>12,77,73,058</b>	<b>12,18,73,297</b>
<b>Total Equity and Liabilities</b>		<b>12,74,26,418</b>	<b>12,74,33,213</b>	<b>12,12,38,607</b>

Summary of significant accounting policies 3

The accompanying notes are an integral part of the financial statements.

As per our report of even date

For MNV & CO.  
Firm Reg. No.: 023682N  
Chartered Accountants

Vikram Suri  
Partner  
Membership No.: 505687

For and on behalf of the Board of Directors of  
**ZONEX DEVELOPERS PRIVATE LIMITED**

Bhupinder Rajjassant Singh  
Director  
DIN-06583452

Jasbinder Singh Jaswal  
Director  
DIN-07109050

Place : New Delhi

Date : 24 May 2017

**ZONEX DEVELOPERS PRIVATE LIMITED**  
**STATEMENT OF PROFIT AND LOSS FOR THE YEAR ENDED 31 MARCH 2017**  
(Amount in Rupees, unless otherwise stated)

Particulars	Notes	31 March 2017	31 March 2016
Other Income	12	300	3,03,694
<b>Total Income (I)</b>		<b>300</b>	<b>3,03,694</b>
<b>EXPENSES</b>			
Other expenses	13	7,005	8,780
Finance costs	14	115	69
<b>Total Expenses (II)</b>		<b>7,120</b>	<b>8,849</b>
<b>Profit/(Loss) before tax from operations (I-II)</b>		<b>(6,820)</b>	<b>2,94,845</b>
Tax expense:			
Current Tax		-	-
<b>Profit/(Loss) for the year from operations</b>		<b>(6,820)</b>	<b>2,94,845</b>
<b>Other Comprehensive Income</b>		<b>-</b>	<b>-</b>
<b>Total other comprehensive income for the year, net of tax</b>		<b>-</b>	<b>-</b>
<b>Total comprehensive income/(loss) for the year, net of tax</b>		<b>(6,820)</b>	<b>2,94,845</b>
Earnings per equity share (computed on the basis of profit/(loss) for the year):	15		
(1) Basic		(0.68)	29.48
(2) Diluted		(0.68)	29.48

Summary of significant accounting policies 3

The accompanying notes are an integral part of the financial statements.

As per our report of even date

For MNV & CO.  
Firm Reg. No.: 023682N  
Chartered Accountants

Vijay Chauri  
Partner  
Membership No.: 505887

For and on behalf of the Board of Directors of  
**ZONEX DEVELOPERS PRIVATE LIMITED**

Bhupinder Rajjswant Singh  
Director  
DIN: 05583432

Jasbinder Singh Jaswal  
Director  
DIN-07109050

Place : New Delhi

Date : 22 May 2017

**ZONEX ESTATES PRIVATE LIMITED**  
**STANDALONE BALANCE SHEET AS AT 31 MARCH 2017**  
(Amount in Rupees, unless otherwise stated)

	Notes	As at 31 March 2017	As at 31 March 2016	As at 1 April 2015
<b>ASSETS</b>				
<b>Non-current assets</b>				
Financial Assets				
Investments	4	1,00,000	1,00,000	1,00,000
		<u>1,00,000</u>	<u>1,00,000</u>	<u>1,00,000</u>
<b>Current assets</b>				
Inventories	5	22,41,25,110	22,41,25,110	47,88,92,804
Financial assets				
Cash and cash equivalents	6	28,195	33,953	11,841
Other financial assets	7	92,17,572	1,00,83,784	5,57,73,410
Other current assets	8	-	8,95,453	14,59,622
<b>Total Assets</b>		<u>23,34,70,877</u>	<u>23,52,38,300</u>	<u>53,62,37,677</u>
<b>EQUITY AND LIABILITIES</b>				
<b>Equity</b>				
Equity share capital	9	10,00,000	10,00,000	10,00,000
Other equity	10			
Retained Earnings		(37,82,016)	(38,05,671)	(43,93,553)
<b>Total equity</b>		<u>(27,82,016)</u>	<u>(28,05,671)</u>	<u>(33,93,553)</u>
<b>LIABILITIES</b>				
<b>Current liabilities</b>				
Financial liabilities				
Trade payables	11	2,51,26,047	2,56,79,331	3,00,98,440
Other current liabilities	12	21,11,09,445	21,23,64,640	50,95,32,790
Provisions	13	17,401	-	-
<b>Total liabilities</b>		<u>23,62,52,893</u>	<u>23,80,43,971</u>	<u>53,96,31,230</u>
<b>Total Equity and Liabilities</b>		<u>23,34,70,877</u>	<u>23,52,38,300</u>	<u>53,62,37,677</u>

Summary of significant accounting policies 3

The accompanying notes are an integral part of the financial statements.

As per our report of even date

For MNV & CO.  
Firm Reg. No.: 023682N  
Chartered Accountants

Vikrant Suri  
Partner  
Membership No.: 505837



Place : New Delhi  
Date : 24 May 2017

For and on behalf of the Board of Directors of  
**ZONEX ESTATES PRIVATE LIMITED**

Israr Ahmad  
Director  
DIN- 02048692

Sunil Kumar Trar  
Director  
DIN-03450022



**ZONEX ESTATES PRIVATE LIMITED**  
**STANDALONE STATEMENT OF PROFIT AND LOSS FOR THE YEAR ENDED 31 MARCH 2017**  
(Amount in Rupees, unless otherwise stated)

Particulars	Notes	31 March 2017	31 March 2016
Revenue From Operations	14	-	7,21,500
Other Income	15	68,143	29,802
<b>Total Income (I)</b>		<b>68,143</b>	<b>7,51,302</b>
<b>EXPENSES</b>			
Other expenses	16	11,710	24,879
Finance costs	17	15,378	150
<b>Total Expenses (II)</b>		<b>27,088</b>	<b>25,029</b>
<b>Profit/(Loss) before tax from operations (I-II)</b>		<b>41,055</b>	<b>7,26,273</b>
<b>Tax expense:</b>			
Current Tax		17,400	1,38,391
<b>Profit/(Loss) for the year from operations</b>		<b>23,655</b>	<b>5,87,882</b>
<b>Other Comprehensive Income</b>		-	-
<b>Total other comprehensive income for the year, net of tax</b>		-	-
<b>Total comprehensive income/(loss) for the year, net of tax</b>		<b>23,655</b>	<b>5,87,882</b>
Earnings per equity share (computed on the basis of profit/(loss) for the year):	18		
(1) Basic		0.24	5.88
(2) Diluted		0.24	5.88
<b>Summary of significant accounting policies</b>	3		

The accompanying notes are an integral part of the financial statements.

As per our report of even date

For MNV & CO.  
Firm Reg. No.: 028682N  
Chartered Accountants

Vikrant Suri  
Partner  
Membership No.: 505887



Place : New Delhi

Date : 24 May 2017

For and on behalf of the Board of Directors of  
**ZONEX ESTATES PRIVATE LIMITED**

Israr Ahmad  
Director  
DIN- 02048692

Sunil Kumar Trar  
Director  
DIN-03450022

**ZULU PROPERTIES PRIVATE LIMITED**  
**BALANCE SHEET AS AT 31 MARCH 2017**  
(Amount in Rupees, unless otherwise stated)

	Notes	As at 31 March 2017	As at 31 March 2016	As at 1 April 2015
<b>ASSETS</b>				
<b>Current assets</b>				
Inventories	4	59,19,000	59,19,000	59,19,000
Financial assets				
Cash and cash equivalents	5	6,035	18,533	20,173
<b>Total Assets</b>		<b>59,25,035</b>	<b>59,37,533</b>	<b>59,39,173</b>
<b>EQUITY AND LIABILITIES</b>				
<b>Equity</b>				
Equity share capital	6	1,00,000	1,00,000	1,00,000
Other equity	7			
Retained Earnings		(13,71,694)	(13,64,871)	(13,57,424)
<b>Total equity</b>		<b>(12,71,694)</b>	<b>(12,64,871)</b>	<b>(12,57,424)</b>
<b>LIABILITIES</b>				
<b>Current liabilities</b>				
Financial liabilities				
Trade payables	8	5,750	11,425	5,618
Other current liabilities	9	71,90,979	71,90,979	71,90,979
<b>Total liabilities</b>		<b>71,96,729</b>	<b>72,02,404</b>	<b>71,96,597</b>
<b>Total Equity and Liabilities</b>		<b>59,25,035</b>	<b>59,37,533</b>	<b>59,39,173</b>

Summary of significant accounting policies 3

The accompanying notes are an integral part of the financial statements.

As per our report of even date

For Rajeev & Ajay  
Firm registration No : 009977N  
Chartered Accountants

Ajay Sachdeva  
Partner  
Membership No. : 084302

Place : New Delhi  
Date :

24 MAY 2017

For and on behalf of the Board of Directors of  
ZULU PROPERTIES PRIVATE LIMITED



Narendra Vashist  
Director  
DIN-06713906





Krishan Kumar Chhabra  
Director  
DIN-02821419

**ZULU PROPERTIES PRIVATE LIMITED**  
**STATEMENT OF PROFIT AND LOSS FOR THE YEAR ENDED 31 MARCH 2017**  
(Amount in Rupees, unless otherwise stated)

Particulars	Notes	31 March 2017	31 March 2016
<b>Total Income (I)</b>		-	-
<b>EXPENSES</b>			
Other expenses	10	6,698	7,447
Finance costs	11	125	-
<b>Total Expenses (II)</b>		6,823	7,447
<b>Profit/(Loss) before tax from continuing operations (I-II)</b>		(6,823)	(7,447)
<b>Tax expense:</b>			
Current Tax		-	-
<b>Profit/(Loss) for the year from continuing operations</b>		(6,823)	(7,447)
<b>Other Comprehensive Income</b>		-	-
<b>Total other comprehensive income for the year, net of tax</b>		-	-
<b>Total comprehensive income/(loss) for the year, net of tax</b>		(6,823)	(7,447)
<b>Earnings per equity share (computed on the basis of profit/(loss) for the year):</b>	12		
(1) Basic		(0.68)	(0.74)
(2) Diluted		(0.68)	(0.74)

Summary of significant accounting policies

3

The accompanying notes are an integral part of the financial statements.

As per our report of even date

For Rajeev & Ajay  
Firm registration No : 009977N  
Chartered Accountants

Ajay Sachdeva  
Partner  
Membership No. : 084302

For and on behalf of the Board of Directors of  
ZULU PROPERTIES PRIVATE LIMITED



Narendra Vashisht  
Director  
DIN-06713906



Krishan Kumar Chhabra  
Director  
DIN-02821419

Place : New Delhi

Date :

24 MAY 2017