

**AASHIRWAD CONBUILD PRIVATE LIMITED**  
**BALANCE SHEET AS AT 31 MARCH 2018**  
(Amount in Rupees, unless otherwise stated)

	Notes	As at 31 March 2018	As at 31 March 2017
<b>ASSETS</b>			
<b>Current assets</b>			
Financial assets			
Cash and cash equivalents	4	17,656	6,268
<b>Total Assets</b>		<b>17,656</b>	<b>6,268</b>
<b>EQUITY AND LIABILITIES</b>			
<b>Equity</b>			
Equity share capital	5	100,000	100,000
Other equity	6		
Retained Earnings		(142,663)	(128,209)
<b>Total equity</b>		<b>(42,663)</b>	<b>(28,209)</b>
<b>LIABILITIES</b>			
<b>Current liabilities</b>			
Financial liabilities			
Trade payables	7	5,310	5,750
Other current liabilities	8	55,009	28,727
<b>Total liabilities</b>		<b>60,319</b>	<b>34,477</b>
<b>Total Equity and Liabilities</b>		<b>17,656</b>	<b>6,268</b>
Summary of significant accounting policies	3		

The accompanying notes are an integral part of the financial statements.

As per our report of even date

For Rajeev & Associates  
Firm registration No: 0000707  
Chartered Accountants  
NEW DELHI  
Rajeev & Associates  
Partner  
Membership No. 084833

Place : New Delhi  
Date : 9-May-2018

For and on behalf of the Board of Directors of  
**AASHIRWAD CONBUILD PRIVATE LIMITED**

*Rakesh Rockwell*  
Rakesh Rockwell  
Director  
DIN-07119340

*Vijay Garg*  
Vijay Garg  
Director  
DIN-08129147

**AASHIRWAD CONBUILD PRIVATE LIMITED**  
**STATEMENT OF PROFIT AND LOSS FOR THE YEAR ENDED 31 MARCH 2018**  
(Amount in Rupees, unless otherwise stated)

Particulars	Notes	31 March 2018	31 March 2017
Revenue		-	-
Total Income		-	-
<b>EXPENSES</b>			
Other expenses	9	14,365	8,236
Finance costs	10	89	115
Total Expenses		14,454	8,351
Loss before tax		(14,454)	(8,351)
Tax expense:			
Current tax		-	-
Loss for the year		(14,454)	(8,351)
Other comprehensive income		-	-
Total other comprehensive income for the year, net of tax		-	-
Total comprehensive loss for the year, net of tax		(14,454)	(8,351)
Earnings per equity share:	11		
(1) Basic		(1.45)	(0.84)
(2) Diluted		(1.45)	(0.84)

Summary of significant accounting policies 3

The accompanying notes are an integral part of the financial statements.

As per our report of even date

For Rajeev & Ajay  
Firm registration No : 009977N  
Chartered Accountants

Rajeev Sabharwal  
Firm registration No : 009977N  
Membership No. A084833

Place : New Delhi  
Date : 9-May-2018

For and on behalf of the Board of Directors of  
**AASHIRWAD CONBUILD PRIVATE LIMITED**

*Rakesh Rockwell*

Rakesh Rockwell  
Director  
DIN-07119340

*Vijay Garg*

Vijay Garg  
Director  
DIN-08129147

**ABBEY PROPERTIES PRIVATE LIMITED**  
**BALANCE SHEET AS AT 31 MARCH 2018**  
(Amount in Rupees, unless otherwise stated)

	Notes	As at 31 March 2018	As at 31 March 2017
<b>ASSETS</b>			
<b>Current assets</b>			
Inventories	4	96,110,595	96,157,962
Financial assets			
Cash and cash equivalents	5	17,448	12,995
Other financial assets	6	5,010,867	4,109,730
Other current assets	7	-	-
<b>Total Assets</b>		<b>101,138,910</b>	<b>100,280,687</b>
<b>EQUITY AND LIABILITIES</b>			
<b>Equity</b>			
Equity share capital	8	100,000	100,000
Other equity	9		
Retained Earnings		(391,808)	(377,321)
<b>Total equity</b>		<b>(291,808)</b>	<b>(277,321)</b>
<b>LIABILITIES</b>			
<b>Current liabilities</b>			
Financial liabilities			
Trade payables	10	5,310	5,750
Other current liabilities	11	101,425,408	100,552,258
<b>Total liabilities</b>		<b>101,430,718</b>	<b>100,558,008</b>
<b>Total Equity and Liabilities</b>		<b>101,138,910</b>	<b>100,280,687</b>
Summary of significant accounting policies	3		

The accompanying notes are an integral part of the financial statements.

As per our report of even date

For MNV & CO.  
Firm Reg. No.: 023682N  
Chartered Accountants

Vikram Juri  
Partner  
Membership No.: 505887



For and on behalf of the Board of Directors of  
**ABBEY PROPERTIES PRIVATE LIMITED**

Shah Maqbool Alam  
Director  
DIN-06694170

Rakesh Rockwell  
Director  
DIN-07119340

Place : New Delhi  
Date : 09 May 2018

Abbey Properties Private Limited  
STATEMENT OF PROFIT AND LOSS FOR THE YEAR ENDED 31 MARCH 2018  
(Amount in Rupees, unless otherwise stated)

Particulars	Notes	31 March 2018	31 March 2017
Revenue		-	-
Total Income (I)		-	-
<b>EXPENSES</b>			
Finance costs	12	89	115
Other expenses	13	14,398	7,314
Total Expenses (II)		14,487	7,429
Profit/(Loss) before tax from operations (I-II)		(14,487)	(7,429)
Tax expense:			
Current Tax		-	-
Profit/(Loss) for the year from operations		(14,487)	(7,429)
Other Comprehensive Income		-	-
Total other comprehensive income for the year, net of tax		-	-
Total comprehensive income/(loss) for the year, net of tax		(14,487)	(7,429)
Earnings per equity share (computed on the basis of profit/(loss) for the year):	14		
(1) Basic		(1.45)	(0.74)
(2) Diluted		(1.45)	(0.74)

Summary of significant accounting policies 3

The accompanying notes are an integral part of the financial statements.

As per our report of even date

For MNV & CO.  
Firm Reg. No.: 023682N  
Chartered Accountants

  
Vikram Chandra  
Partner  
Membership No.: 505887

Place : New Delhi  
Date : 09 May 2018

For and on behalf of the Board of Directors of  
ABBEY PROPERTIES PRIVATE LIMITED

  
Shah Maqbool Alam  
Director  
DIN-06694170

  
Rakesh Rockwell  
Director  
DIN-07119340



**ABBOT BUILDERS PRIVATE LIMITED**  
**BALANCE SHEET AS AT 31 MARCH 2018**  
(Amount in Rupees, unless otherwise stated)

	Notes	As at 31 March 2018	As at 31 March 2017
<b>ASSETS</b>			
<b>Current assets</b>			
Financial assets			
Cash and cash equivalents	4	18,670	6,129
Other current assets	5	-	-
<b>Total Assets</b>		<b>18,670</b>	<b>6,129</b>
<b>EQUITY AND LIABILITIES</b>			
<b>Equity</b>			
Equity share capital	6	100,000	100,000
Other equity	7	(54,100,290)	(54,019,622)
<b>Total equity</b>		<b>(54,000,290)</b>	<b>(53,919,622)</b>
<b>LIABILITIES</b>			
<b>Current liabilities</b>			
Financial liabilities			
Trade payables	8	5,311	5,751
Other current liabilities	9	54,013,649	53,920,000
<b>Tot Total liabilities</b>		<b>54,018,960</b>	<b>53,925,751</b>
<b>Total Equity and Liabilities</b>		<b>18,670</b>	<b>6,129</b>
Summary of significant accounting policies	3		

The accompanying notes are an integral part of the financial statements.

As per our report of even date

For Rajeev & Ajay  
Firm registration No. 009977N  
Chartered Accountants

Rajeev Sabharwal  
Partner  
Membership No.: 084833

Place : New Delhi  
Date : 9-May-2018

For and on behalf of the Board of Directors of  
**ABBOT BUILDERS PRIVATE LIMITED**

Amitesh Mishra  
Director  
DIN-06549028

Kamal Malik  
Director  
DIN-08129137

**ABBOT BUILDERS PRIVATE LIMITED**

**STATEMENT OF PROFIT AND LOSS FOR THE YEAR ENDED 31 MARCH 2018**

(Amount in Rupees, unless otherwise stated)


Particulars	Notes	31 March 2018	31 March 2017
Revenue		-	-
<b>Total Income</b>		-	-
<b>EXPENSES</b>			
Other expenses	10	80,579	6,698
Finance costs	11	89	115
<b>Total Expenses</b>		<b>80,668</b>	<b>6,813</b>
<b>Loss before tax</b>		<b>(80,668)</b>	<b>(6,813)</b>
<b>Tax expense:</b>			
Current tax		-	-
<b>Loss for the year</b>		<b>(80,668)</b>	<b>(6,813)</b>
Other comprehensive income		-	-
<b>Total other comprehensive income for the year, net of tax</b>		-	-
<b>Total comprehensive loss for the year, net of tax</b>		<b>(80,668)</b>	<b>(6,813)</b>
<b>Earnings per equity share:</b>	12		
(1) Basic		(8.07)	(0.68)
(2) Diluted		(8.07)	(0.68)

Summary of significant accounting policies

3

The accompanying notes are an integral part of the financial statements.

As per our report of even date

For Rajeev & Ajay  
Firm registration No. 009977N  
Chartered Accountants  
  
Rajeev Sabharwal  
Partner  
Membership No.: 084833

For and on behalf of the Board of Directors of  
**ABBOT BUILDERS PRIVATE LIMITED**

  
Amitesh Mishra  
Director  
DIN-06549028

  
Kamal Malik  
Director  
DIN-08129137

Place : New Delhi

Date : 9-May-2018

**ABHINAV PROJECTS PRIVATE LIMITED**  
**BALANCE SHEET AS AT 31 MARCH 2018**  
(Amount in Rupees, unless otherwise stated)

	Notes	As at 31 March 2018	As at 31 March 2017
<b>ASSETS</b>			
<b>Current assets</b>			
Inventories	4	114,450,459	122,236,981
Financial assets			
Cash and cash equivalents	5	19,414	11,553
Other financial assets	6	7,537,994	6,132,220
Other current assets	7	-	-
<b>Total Assets</b>		<b>122,007,867</b>	<b>128,380,754</b>
<b>EQUITY AND LIABILITIES</b>			
<b>Equity</b>			
Equity share capital	8	100,000	100,000
Other equity	9	(557,651)	(541,427)
<b>Total equity</b>		<b>(457,651)</b>	<b>(441,427)</b>
<b>LIABILITIES</b>			
<b>Current liabilities</b>			
Financial liabilities			
Trade payables	10	5,310	5,750
Other current liabilities	11	122,460,208	128,816,431
<b>Total liabilities</b>		<b>122,465,518</b>	<b>128,822,181</b>
<b>Total Equity and Liabilities</b>		<b>122,007,867</b>	<b>128,380,754</b>

Summary of significant accounting policies

3

The accompanying notes are an integral part of the financial statements.


As per our report of even date


For MNV & CO  
Firm Reg. No. 026682M  
Chartered Accountants  
  
Vikrant Singh  
Partner  
Membership No. 505887

Place : New Delhi  
Date : 9 May 2018

For and on behalf of the Board of Directors of  
**ABHINAV PROJECTS PRIVATE LIMITED**

  
Mukesh Kumar Gupta  
Director  
DIN-02354428

  
Rakesh Rockwell  
Director  
DIN-07119340



**ABHINAV PROJECTS PRIVATE LIMITED**  
**STATEMENT OF PROFIT AND LOSS FOR THE YEAR ENDED 31 MARCH 2018**  
(Amount in Rupees, unless otherwise stated)

Particulars	Notes	31 March 2018	31 March 2017
Revenue		-	-
<b>Total Revenue</b>		-	-
<b>EXPENSES</b>			
Finance costs	12	198	115
Other expenses	13	16,026	8,030
<b>Total Expenses</b>		16,224	8,145
<b>Profit/(Loss) before tax</b>		(16,224)	(8,145)
<b>Tax expense:</b>			
Current tax		-	-
<b>Profit/(Loss) for the year</b>		(16,224)	(8,145)
Other comprehensive income		-	-
<b>Total other comprehensive income for the year, net of tax</b>		-	-
<b>Total comprehensive income/(loss) for the year, net of tax</b>		(16,224)	(8,145)
<b>Earnings per equity share:</b>	14		
(1) Basic		(1.62)	(0.81)
(2) Diluted		(1.62)	(0.81)

Summary of significant accounting policies

3

The accompanying notes are an integral part of the financial statements.

As per our report of even date

For MNV & CO.  
Firm Reg. No. 023682N  
Chartered Accountants  
  
**Vikram Suri**  
Partner  
Membership No. 505887

For and on behalf of the Board of Directors of  
**ABHINAV PROJECTS PRIVATE LIMITED**

  
**Mukesh Kumar Gupta**  
Director  
DIN-02354428

  
**Rakesh Rockwell**  
Director  
DIN-07119340

Place : New Delhi  
Date : 9 May 2018


**ABYSS PROPERTIES PRIVATE LIMITED**  
**BALANCE SHEET AS AT 31 MARCH 2018**  
(Amount in Rupees, unless otherwise stated)

	Notes	31 March 2018	31 March 2017
<b>ASSETS</b>			
<b>Current assets</b>			
Inventories	4	133,706,367	133,706,367
Financial assets			
Cash and cash equivalents	5	16,669	12,215
<b>Total assets</b>		<b>133,723,036</b>	<b>133,718,582</b>
<b>EQUITY AND LIABILITIES</b>			
<b>Equity</b>			
Equity share capital	6	100,000	100,000
Other equity	7	(167,270)	(152,090)
<b>Total equity</b>		<b>(67,270)</b>	<b>(52,090)</b>
<b>LIABILITIES</b>			
<b>Current liabilities</b>			
Financial liabilities			
Trade payables	8	5,310	5,750
Other current liabilities	9	133,784,996	133,764,922
<b>Total liabilities</b>		<b>133,790,306</b>	<b>133,770,672</b>
<b>Total equity and liabilities</b>		<b>133,723,036</b>	<b>133,718,582</b>
Summary of significant accounting policies	3		

The accompanying notes are an integral part of the financial statements.

As per our report of even date

For Sanjay Rastogi & Associates  
Firm registration No : 014056N  
Chartered Accountants



CA Sanjay Rastogi  
Proprietor  
Membership No. : 075033

Place : New Delhi  
Date : 09.05.2018



For and on behalf of the Board of Directors of  
**ABYSS PROPERTIES PRIVATE LIMITED**

*Amitava Chattopadhyay*  
Amitava Chattopadhyay  
Director  
DIN-07150600

*Shah Maqbool Alam*  
Shah Maqbool Alam  
Director  
DIN-06694170

**ABYSS PROPERTIES PRIVATE LIMITED**  
**STATEMENT OF PROFIT AND LOSS FOR THE YEAR ENDED 31 MARCH 2018**  
(Amount in Rupees, unless otherwise stated)

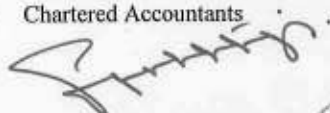
Particulars	Notes	31 March 2018	31 March 2017
Revenue		-	-
<b>Total Income</b>		-	-
<b>EXPENSES</b>			
Finance costs	10	89	115
Other expenses	11	15,091	7,416
<b>Total Expenses</b>		<b>15,180</b>	<b>7,531</b>
<b>Loss before tax</b>		<b>(15,180)</b>	<b>(7,531)</b>
Current tax		-	-
<b>Loss for the year</b>		<b>(15,180)</b>	<b>(7,531)</b>
Other comprehensive income		-	-
<b>Total other comprehensive income for the year, net of tax</b>		-	-
<b>Total comprehensive income for the year, net of tax</b>		<b>(15,180)</b>	<b>(7,531)</b>
Earnings per equity share:	12		
Basic (Rs.)		(1.52)	(0.75)
Diluted (Rs.)		(1.52)	(0.75)

Summary of significant accounting policies 3

The accompanying notes are an integral part of the financial statements.

As per our report of even date

For Sanjay Rastogi & Associates  
Firm registration No : 014056N  
Chartered Accountants

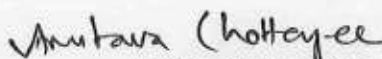


CA Sanjay Rastogi  
Proprietor  
Membership No. : 075033



Place : New Delhi  
Date : 09.05.2018

For and on behalf of the Board of Directors of  
**ABYSS PROPERTIES PRIVATE LIMITED**

  
Amitava Chattopadhyay  
Director  
DIN-07150600

  
Shah Maqbool Alam  
Director  
DIN-06694170

**ACCESSION BUILDWELL PRIVATE LIMITED**  
**STANDALONE BALANCE SHEET AS AT 31 MARCH 2018**  
(Amount in Rupees, unless otherwise stated)

	Notes	As at 31 March 2018	As at 31 March 2017
<b>ASSETS</b>			
<b>Non-current assets</b>			
Financial Assets			
Investments	4	146,073,966	146,073,966
		<u>146,073,966</u>	<u>146,073,966</u>
<b>Current assets</b>			
Inventories	5	-	1,507,759,478
Financial assets			
Cash and cash equivalents	6	134,727	49,431
Other current assets	7	386,730	381,420
		<u>521,457</u>	<u>1,508,190,329</u>
<b>Total Assets</b>		<u>146,595,423</u>	<u>1,654,264,295</u>
<b>EQUITY AND LIABILITIES</b>			
<b>Equity</b>			
Equity share capital	8	112,000	112,000
Other equity	9	(530,402,726)	(448,697,297)
<b>Total equity</b>		<u>(530,290,726)</u>	<u>(448,585,297)</u>
<b>LIABILITIES</b>			
<b>Current liabilities</b>			
Financial liabilities			
Borrowings	10	542,052,776	1,952,083,037
Trade payables	11	17,109	17,226
Other financial liabilities	12	-	14,640,623
Other current liabilities	13	134,816,264	136,108,706
<b>Total liabilities</b>		<u>676,886,149</u>	<u>2,102,849,592</u>
<b>Total Equity and Liabilities</b>		<u>146,595,423</u>	<u>1,654,264,295</u>
Summary of significant accounting policies	3		

The accompanying notes are an integral part of the financial statements.

As per our report of even date

For Rajeev & Ajay  
Firm registration No. 009977N  
Chartered Accountants

Rajeev Sahbharwal  
Partner  
Membership No. :084833

Place : New Delhi  
Date : 9 May 2018

For and on behalf of the Board of Directors of  
**ACCESSION BUILDWELL PRIVATE LIMITED**

Ravi Sinha  
Director  
DIN-00457329

Rohit Mehta  
Director  
DIN-06961182

**ACCESSION BUILDWELL PRIVATE LIMITED**  
**STANDALONE STATEMENT OF PROFIT AND LOSS FOR THE YEAR ENDED 31 MARCH 2018**  
(Amount in Rupees, unless otherwise stated)


Particulars	Notes	31 March 2018	31 March 2017
Other income	14	5,725	300
<b>Total Income</b>		<b>5,725</b>	<b>300</b>
<b>EXPENSES</b>			
Finance costs	15	81,683,306	685,304,486
Other expenses	16	27,848	20,622
<b>Total Expenses</b>		<b>81,711,154</b>	<b>685,325,108</b>
<b>Profit/(Loss) before tax from operations</b>		<b>(81,705,429)</b>	<b>(685,324,808)</b>
<b>Tax expense:</b>			
Current tax		-	-
<b>Profit/(Loss) for the year from operations</b>		<b>(81,705,429)</b>	<b>(685,324,808)</b>
Other comprehensive income		-	-
Total other comprehensive income for the year, net of tax		-	-
<b>Total comprehensive income/(loss) for the year, net of tax</b>		<b>(81,705,429)</b>	<b>(685,324,808)</b>
Earnings per equity share:	17		
Basic		(7,295)	(61,190)
Diluted		(7,295)	(61,190)

Summary of significant accounting policies

3

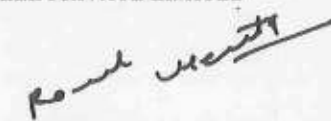
The accompanying notes are an integral part of the financial statements.

As per our report of even date

For Rajeev & Ajay  
Firm registration No. 009977N  
Chartered Accountants  
  
Rajeev Sabharwal  
Partner  
Membership No. 084833

For and on behalf of the Board of Directors of  
**ACCESSION BUILDWELL PRIVATE LIMITED**

  
Ravi Sinha  
Director  
DIN-00457329

  
Rohit Mehta  
Director  
DIN-06961182

Place : New Delhi  
Date : 9 May 2018





ACCORDION BUILDWELL PRIVATE LIMITED  
STATEMENT OF PROFIT AND LOSS FOR THE YEAR ENDED 31 MARCH 2018  
(Amount in Rupees, unless otherwise stated)

Particulars	Notes	31 March 2018	31 March 2017
Revenue		-	-
Total Income		-	-
EXPENSES			
Other expenses	13	10,519	7,622
Finance costs	14	39	481
Total Expenses		10,578	8,103
Profit/(Loss) before tax		(10,578)	(8,103)
Tax expense:			
Current tax		-	176
Profit/(Loss) for the year		(10,578)	(8,279)
Other comprehensive income		-	-
Total other comprehensive income for the year, net of tax		-	-
Total comprehensive income/(loss) for the year, net of tax		(10,578)	(8,279)
Earnings per equity share:	15		
(1) Basic		(1.06)	(0.83)
(2) Diluted		(1.06)	(0.83)

Summary of significant accounting policies

The accompanying notes are an integral part of the financial statements.

As per our report of even date

For Rajeev & Associates  
Firm registration No. 008971  
Chartered Accountants

Ajay Sachdev  
Partner  
Membership No. 3084302



Place : New Delhi  
Date : 9-May-2018

For and on behalf of the Board of Directors of  
ACCORDION BUILDWELL PRIVATE LIMITED

*Ramish Khullie*  
Ramish Khullie  
Director  
DIN-07109071

*Manpreet Singh*  
Manpreet Singh  
Director  
DIN-01194096

**ACHATES BUILDCONS PRIVATE LIMITED**  
**BALANCE SHEET AS AT 31 MARCH 2018**  
(Amount in Rupees, unless otherwise stated)

	Notes	31 March 2018	31 March 2017
<b>ASSETS</b>			
<b>Current assets</b>			
Financial assets			
Cash and cash equivalents	4	17,105	372,583
Other financial assets	5	36,716,704	36,382,175
Other current assets	6	-	-
<b>Total assets</b>		<b>36,733,809</b>	<b>36,754,758</b>
<b>EQUITY AND LIABILITIES</b>			
<b>Equity</b>			
Equity share capital	7	200,000	200,000
Other equity	8	36,527,909	36,549,008
<b>Total equity</b>		<b>36,727,909</b>	<b>36,749,008</b>
<b>LIABILITIES</b>			
<b>Current liabilities</b>			
Financial liabilities			
Trade payables	9	5,310	5,750
Other current liabilities	10	590	-
<b>Total liabilities</b>		<b>5,900</b>	<b>5,750</b>
<b>Total equity and liabilities</b>		<b>36,733,809</b>	<b>36,754,758</b>

Summary of significant accounting policies

3

The accompanying notes are an integral part of the financial statements.

As per our report of even date

For MNV & CO.  
Firm Reg. No.: 023682N  
Chartered Accountants

Vikrant Suri  
Partner  
Membership No.: 505887



For and on behalf of the Board of Directors of  
**ACHATES BUILDCONS PRIVATE LIMITED**

Mahesh Pal Singh  
Director  
DIN- 07108963

Korada Bhavaniprasad  
Director  
DIN-08129240

Place : New Delhi  
Date : 9-May-2018

**ACHATES BUILDCONS PRIVATE LIMITED**  
**STATEMENT OF PROFIT AND LOSS FOR THE YEAR ENDED 31 MARCH 2018**  
(Amount in Rupees, unless otherwise stated)

Particulars	Notes	31 March 2018	31 March 2017
Revenue		-	-
<b>Total Income</b>		-	-
<b>EXPENSES</b>			
Finance costs	11	89	-
Other expenses	12	21,010	8,645
<b>Total Expenses</b>		21,099	8,645
<b>Profit/(Loss) before tax</b>		(21,099)	(8,645)
<b>Tax expense:</b>			
Current tax		-	-
<b>Profit/(Loss) for the year</b>		(21,099)	(8,645)
Other comprehensive income		-	-
<b>Total other comprehensive income for the year, net of tax</b>		-	-
<b>Total comprehensive income/(loss) for the year, net of tax</b>		(21,099)	(8,645)
Earnings per equity share:	13		
Basic (Rs.)		(1.05)	(0.43)
Diluted (Rs.)		(1.05)	(0.43)


Summary of significant accounting policies

3

The accompanying notes are an integral part of the financial statements.

As per our report of even date

For MNV & CO.  
Firm Reg. No.: 023682N  
Chartered Accountants

  
**Vikram Suri**  
Partner  
Membership No.: 505887



For and on behalf of the Board of Directors of  
**ACHATES BUILDCONS PRIVATE LIMITED**

  
**Mahesh Pal Singh**  
Director  
DIN- 07108963

  
**Korada Bhavaniprasad**  
Director  
DIN-08129240

Place : New Delhi  
Date : 9-May-2018

**ACORN BUILDMART PRIVATE LIMITED**  
**BALANCE SHEET AS AT 31 MARCH 2018**  
(Amount in Rupees, unless otherwise stated)

	Notes	As at 31 March 2018	As at 31 March 2017
<b>ASSETS</b>			
<b>Current assets</b>			
Financial assets			
Cash and cash equivalents	4	16,531	293,426
Other financial assets	5	37,223,749	36,955,749
Other current assets	6	-	-
<b>Total Assets</b>		<b>37,240,280</b>	<b>37,249,175</b>
<b>EQUITY AND LIABILITIES</b>			
<b>Equity</b>			
Equity share capital	7	200,000	200,000
Other equity	8	37,030,846	37,043,425
<b>Total equity</b>		<b>37,230,846</b>	<b>37,243,425</b>
<b>LIABILITIES</b>			
<b>Current liabilities</b>			
Financial liabilities			
Trade payables	9	8,844	5,750
Other current liabilities	10	590	-
<b>Total liabilities</b>		<b>9,434</b>	<b>5,750</b>
<b>Total Equity and Liabilities</b>		<b>37,240,280</b>	<b>37,249,175</b>
Summary of significant accounting policies	3		

The accompanying notes are an integral part of the financial statements.

As per our report of even date

For MNV & CO.

Firm Reg. No.: 023682N


Chartered Accountants

  
**Virendra Suri**  
Partner  
Membership No.: 505087



For and on behalf of the Board of Directors of  
ACORN BUILDMART PRIVATE LIMITED

  
**Nikhil Srivastava**  
Director  
DIN- 08077388

  
**Korada Bhavaniprasad**  
Director  
DIN-08129240

Place : New Delhi  
Date : 09 May 2018

ACORN BUILD MART PRIVATE LIMITED  
STATEMENT OF PROFIT AND LOSS FOR THE YEAR ENDED 31 MARCH 2018  
(Amount in Rupees, unless otherwise stated)

Particulars	Notes	31 March 2018	31 March 2017
Revenue		-	-
Total Income (I)		-	-
<b>EXPENSES</b>			
Finance costs	11	89	-
Other expenses	12	12,490	7,415
Total Expenses (II)		12,579	7,415
Profit/(Loss) before tax from operations (I-II)		(12,579)	(7,415)
Tax expense:			
Current Tax		-	-
Profit/(Loss) for the year from operations		(12,579)	(7,415)
Other Comprehensive Income		-	-
Total other comprehensive income for the year, net of tax		-	-
Total comprehensive income/(loss) for the year, net of tax		(12,579)	(7,415)
Earnings per equity share (computed on the basis of profit/(loss) for the year):	13		
(1) Basic		(0.63)	(0.37)
(2) Diluted		(0.63)	(0.37)

Summary of significant accounting policies

3

The accompanying notes are an integral part of the financial statements.

As per our report of even date

For MNV & CO.  
Firm Reg. No.: 023682N  
Chartered Accountants

  
Vikrant Suri  
Partner  
Membership No.: 505887



For and on behalf of the Board of Directors of  
ACORN BUILD MART PRIVATE LIMITED

  
Nikhil Srivastava  
Director  
DIN- 08077388

  
Korada Bhavaniprasad  
Director  
DIN-08129240

Place : New Delhi  
Date : 09 May 2018

**ACORN DEVELOPERS PRIVATE LIMITED**  
**BALANCE SHEET AS AT 31 MARCH 2018**  
(Amount in Rupees, unless otherwise stated)

	Notes	As at 31 March 2018	As at 31 March 2017
<b>ASSETS</b>			
<b>Current assets</b>			
Financial assets			
Cash and cash equivalents	4	19,294	175,693
Other financial assets	5	26,721,984	26,571,984
Other current assets	6	-	-
<b>Total Assets</b>		<b>26,741,278</b>	<b>26,747,677</b>
<b>EQUITY AND LIABILITIES</b>			
<b>Equity</b>			
Equity share capital	7	200,000	200,000
Other equity	8	26,531,844	26,541,927
<b>Total equity</b>		<b>26,731,844</b>	<b>26,741,927</b>
<b>LIABILITIES</b>			
<b>Current liabilities</b>			
Financial liabilities			
Trade payables	9	8,844	5,750
Other current liabilities	10	590	-
<b>Total liabilities</b>		<b>9,434</b>	<b>5,750</b>
<b>Total Equity and Liabilities</b>		<b>26,741,278</b>	<b>26,747,677</b>
Summary of significant accounting policies	3		

The accompanying notes are an integral part of the financial statements.

As per our report of even date

For MNV & CO.  
Firm Reg. No.: 023682N  
Chartered Accountants

Vikrant Suri  
Partner  
Membership No.: 505887



For and on behalf of the Board of Directors of  
ACORN DEVELOPERS PRIVATE LIMITED

Nikhil Srivastava  
Director  
DIN- 08077388

Korada Bhavaniprasad  
Director  
DIN-08129240

Place : New Delhi  
Date : 09 May 2018

ACORN DEVELOPERS PRIVATE LIMITED  
STATEMENT OF PROFIT AND LOSS FOR THE YEAR ENDED 31 MARCH 2018  
(Amount in Rupees, unless otherwise stated)

Particulars	Notes	31 March 2018	31 March 2017
Revenue		-	-
Total Income (I)		-	-
<b>EXPENSES</b>			
Finance costs	11	89	-
Other expenses	12	9,994	8,440
Total Expenses (II)		10,083	8,440
Profit/(Loss) before tax from operations (I-II)		(10,083)	(8,440)
Tax expense:			
Current Tax		-	-
Profit/(Loss) for the year from operations		(10,083)	(8,440)
Other Comprehensive Income		-	-
Total other comprehensive income for the year, net of tax		-	-
Total comprehensive income/(loss) for the year, net of tax		(10,083)	(8,440)
Earnings per equity share (computed on the basis of profit/(loss) for the year):	13		
(1) Basic		(0.50)	(0.42)
(2) Diluted		(0.50)	(0.42)

Summary of significant accounting policies 3

The accompanying notes are an integral part of the financial statements.

As per our report of even date

For MNV & CO.  
Firm Reg. No.: 023682N  
Chartered Accountants

Vikrant Suri  
Partner  
Membership No.: 505887



For and on behalf of the Board of Directors of  
ACORN DEVELOPERS PRIVATE LIMITED

Nikhil Srivastava  
Director  
DIN- 08077388

Korada Bhavaniprasad  
Director  
DIN-08129240

Place : New Delhi  
Date : 09 May 2018



**ACTIVE PROMOTERS PRIVATE LIMITED**  
**STANDALONE BALANCE SHEET AS AT 31 MARCH 2018**  
(Amount in Rupees, unless otherwise stated)

	Notes	As at 31 March 2018	As at 31 March 2017
<b>ASSETS</b>			
<b>Non-current assets</b>			
Financial Assets			
Investments	4	6,571,155	6,571,155
		<u>6,571,155</u>	<u>6,571,155</u>
<b>Current assets</b>			
Inventories	5	701,811,652	701,811,652
Financial assets			
Cash and cash equivalents	6	37,126	28,510
Other bank balances	7	666,601	666,601
Other financial assets	8	29,077,363	29,028,699
Other current assets	9	3,466,220	25,275,756
		<u>735,058,962</u>	<u>756,811,218</u>
<b>Total Assets</b>		<u><b>741,630,117</b></u>	<u><b>763,382,373</b></u>
<b>EQUITY AND LIABILITIES</b>			
<b>Equity</b>			
Equity share capital	10	200,000	200,000
Other equity	11		
Retained Earnings		(10,993,186)	7,297,231
<b>Total equity</b>		<u>(10,793,186)</u>	<u>7,497,231</u>
<b>LIABILITIES</b>			
<b>Current liabilities</b>			
Financial liabilities			
Trade payables	12	12,816,374	12,879,264
Other current liabilities	13	739,606,929	743,005,878
<b>Total liabilities</b>		<u><b>752,423,303</b></u>	<u><b>755,885,142</b></u>
<b>Total Equity and Liabilities</b>		<u><b>741,630,117</b></u>	<u><b>763,382,373</b></u>
<b>Summary of significant accounting policies</b>	3		

The accompanying notes are an integral part of the financial statements.

As per our report of even date

For Rajeev & Ajay  
Firm registration No : 009977N  
Chartered Accountants



Rajeev Sabharwal  
Partner  
Membership No. : 084833

For and on behalf of the Board of Directors of  
**ACTIVE PROMOTERS PRIVATE LIMITED**

  
Alok Singh Kushwah  
Director  
DIN-08129143

  
Aseem Kalia  
Director  
DIN- 03048820

Place : New Delhi  
Date : 9 May 2018

**ACTIVE PROMOTERS PRIVATE LIMITED****STANDALONE STATEMENT OF PROFIT AND LOSS FOR THE YEAR ENDED 31 MARCH 2018**

(Amount in Rupees, unless otherwise stated)

Particulars		31 March 2018	31 March 2017
Other Income	14	441,605	29,044,798
<b>Total Income (I)</b>		<b>441,605</b>	<b>29,044,798</b>
<b>EXPENSES</b>			
Finance costs	15	290,981	252
Other expenses	16	18,441,041	757,827
<b>Total Expenses (II)</b>		<b>18,732,022</b>	<b>758,079</b>
<b>Profit/(Loss) before tax from continuing operations (I-II)</b>		<b>(18,290,417)</b>	<b>28,286,719</b>
<b>Tax expense:</b>			
Current Tax		-	5,390,100
<b>Profit/(Loss) for the year from continuing operations</b>		<b>(18,290,417)</b>	<b>22,896,619</b>
<b>Other Comprehensive Income</b>		-	-
<b>Total other comprehensive income for the year, net of tax</b>		-	-
<b>Total comprehensive income/(loss) for the year, net of tax</b>		<b>(18,290,417)</b>	<b>22,896,619</b>
Earnings per equity share (computed on the basis of profit/(loss) for the year):	17		
(1) Basic		(914.52)	1,144.83
(2) Diluted		(914.52)	1,144.83

**Summary of significant accounting policies** 3**The accompanying notes are an integral part of the financial statements.**

As per our report of even date

For Rajeev & Ajay  
Firm registration No 009977N  
Chartered Accountants

Rajeev Sabharwal  
Partner  
Membership No. : 084833

For and on behalf of the Board of Directors of  
**ACTIVE PROMOTERS PRIVATE LIMITED**

Alok Singh Kushwah  
Director  
DIN-08129143

Aseem Kalia  
Director  
DIN- 03048820

Place : New Delhi  
Date : 9 May 2018

**ACTIVE SECURITIES LIMITED**  
**BALANCE SHEET AS AT 31 MARCH 2018**  
(Amount in Rupees, unless otherwise stated)

	Notes	31 March 2018	31 March 2017
<b>ASSETS</b>			
<b>Non-current assets</b>			
Property, plant and equipment	4	486,812,064	502,863,976
<b>Current assets</b>			
Financial assets			
Cash and cash equivalents	5	8,441,400	13,855
Other bank balances	6	2,257,156	2,158,054
Other financial assets	7	1,961,079	195,405
Other current assets	8	54,765,479	50,187,014
		<b>67,425,114</b>	<b>52,554,328</b>
<b>Total assets</b>		<b>554,237,178</b>	<b>555,418,304</b>
<b>EQUITY AND LIABILITIES</b>			
<b>Equity</b>			
Equity share capital	9	751,000	751,000
Other equity	10	139,531,328	110,001,271
<b>Total equity</b>		<b>140,282,328</b>	<b>110,752,271</b>
<b>LIABILITIES</b>			
<b>Non-current liabilities</b>			
Deferred tax liabilities (net)		27,647,776	29,624,183
<b>Current liabilities</b>			
Financial liabilities			
Borrowings	11	374,870,775	409,622,711
Trade payables	12	6,779,229	5,056,743
Other financial liabilities	13	2,383,795	326,156
Other current liabilities	14	2,273,275	36,240
<b>Total liabilities</b>		<b>413,954,850</b>	<b>444,666,033</b>
<b>Total equity and liabilities</b>		<b>554,237,178</b>	<b>555,418,304</b>

**Summary of significant accounting policies**

3

The accompanying notes are an integral part of the financial statements.

As per our report of even date

For Rajeev & Ajay  
Firm registration No. : 009977N  
Chartered Accountants

Rajeev Sabharwal  
Partner  
Membership No. : 084833

For and on behalf of the Board of Directors of  
**ACTIVE SECURITIES LIMITED**

Shishir Lal  
Director  
DIN-02210170

Kul Bhushan  
Director  
DIN- 08129099

Place : New Delhi  
Date : 9 May 2018

**ACTIVE SECURITIES LIMITED****STATEMENT OF PROFIT AND LOSS FOR THE YEAR ENDED 31 MARCH 2018**

(Amount in Rupees, unless otherwise stated)

Particulars	Notes	31 March 2018	31 March 2017
Revenue from operations	15	69,298,402	61,988,016
Other income	16	170,203	169,418
<b>Total Income</b>		<b>69,468,605</b>	<b>62,157,434</b>
<b>EXPENSES</b>			
Depreciation expense	17	16,051,912	16,180,235
Finance costs	18	309,222	370,423
Other expenses	19	23,412,678	19,055,420
<b>Total Expenses</b>		<b>39,773,812</b>	<b>35,606,078</b>
<b>Profit before tax</b>		<b>29,694,793</b>	<b>26,551,356</b>
<b>Tax expense:</b>			
Current tax		2,141,143	5,413,500
Deferred tax		(1,976,407)	2,375,907
<b>Profit for the year</b>		<b>29,530,057</b>	<b>18,761,949</b>
Other comprehensive income		-	-
<b>Total other comprehensive income for the year, net of tax</b>		<b>-</b>	<b>-</b>
<b>Total comprehensive income for the year, net of tax</b>		<b>29,530,057</b>	<b>18,761,949</b>
Earnings per equity share:	20		
Basic (Rs.)		393.21	249.83
Diluted (Rs.)		393.21	249.83
<b>Summary of significant accounting policies</b>	3		

The accompanying notes are an integral part of the financial statements.

As per our report of even date

For Rajeev &amp; Ajay

Firm registration No. : 009977N

Chartered Accountants



Rajeev Sabharwal

Partner

Membership No. : 084833

For and on behalf of the Board of Directors of  
**ACTIVE SECURITIES LIMITED**

Shishir Lal

Director

DIN-02210170

Kul Bhushan

Director

DIN- 08129099

Place : New Delhi

Date : 9 May 2018

**ACUTECH ESTATES PRIVATE LIMITED**  
**BALANCE SHEET AS AT 31 MARCH 2018**  
(Amount in Rupees, unless otherwise stated)

	Notes	As at 31 March 2018	As at 31 March 2017
<b>ASSETS</b>			
<b>Current assets</b>			
Inventories	4	314,393,114	314,393,114
Financial assets			
Cash and cash equivalents	5	18,487	7,336
Other current assets	6	-	-
<b>Total Assets</b>		<b>314,411,601</b>	<b>314,400,450</b>
<b>EQUITY AND LIABILITIES</b>			
<b>Equity</b>			
Equity share capital	7	1,000,000	1,000,000
Other equity	8	(347,140)	(334,563)
<b>Total equity</b>		<b>652,860</b>	<b>665,437</b>
<b>LIABILITIES</b>			
<b>Current liabilities</b>			
Financial liabilities			
Trade payables	9	5,309	9,198
Other current liabilities	10	313,753,432	313,725,815
Provisions	11	-	-
<b>Total liabilities</b>		<b>313,758,741</b>	<b>313,735,013</b>
<b>Total Equity and Liabilities</b>		<b>314,411,601</b>	<b>314,400,450</b>
Summary of significant accounting policies	3		

The accompanying notes are an integral part of the financial statements.

As per our report of even date

For Rajeev & Ajay  
Firm Registration No. 109977N  
Chartered Accountants

Rajeev Sabharwal  
Partner  
Membership No. :084833

Place : New Delhi  
Date : 9-May-2018

For and on behalf of the Board of Directors of  
**ACUTECH ESTATES PRIVATE LIMITED**

Nishant Sabharwal  
Director  
DIN-03465426

Rohit Mohan  
Director  
DIN-02356229

**ACUTECH ESTATES PRIVATE LIMITED**  
**STATEMENT OF PROFIT AND LOSS FOR THE YEAR ENDED 31 MARCH 2018**  
(Amount in Rupees, unless otherwise stated)

Particulars	Notes	31 March 2018	31 March 2017
Revenue		-	-
Total Income		-	-
<b>EXPENSES</b>			
Other expenses	12	12,488	14,555
Finance costs	13	89	115
Total Expenses		12,577	14,670
(Loss) before tax		(12,577)	(14,670)
<b>Tax expense:</b>			
Current tax		-	-
(Loss) for the year from continuing operations		(12,577)	(14,670)
Other comprehensive income		-	-
Total other comprehensive income for the year, net of tax		-	-
Total comprehensive income for the year, net of tax		(12,577)	(14,670)
<b>Earnings per equity share:</b>	14		
(1) Basic		(0.13)	(0.15)
(2) Diluted		(0.13)	(0.15)

Summary of significant accounting policies 3

The accompanying notes are an integral part of the financial statements.

As per our report of even date

For Rajeev & Associates  
Firm Registration No: 009977N  
Chartered Accountants  
NEW DELHI  
Rajeev Sabharwal  
Partner  
Membership No. :084833

For and on behalf of the Board of Directors of  
**ACUTECH ESTATES PRIVATE LIMITED**

Nishant Sabharwal  
Director  
DIN-03465426

Rohit Mohan  
Director  
DIN-02356229

Place : New Delhi  
Date : 9-May-2018

**ADZE PROPERTIES PRIVATE LIMITED**  
**BALANCE SHEET AS AT 31 MARCH 2018**  
(Amount in Rupees, unless otherwise stated)

	Notes	As at 31 March 2018	As at 31 March 2017
<b>ASSETS</b>			
<b>Current assets</b>			
Inventories	4	84,408,287	84,408,287
Financial assets			
Cash and cash equivalents	5	18,421	11,172
Other current assets	6	-	-
<b>Total Assets</b>		<b>84,426,708</b>	<b>84,419,459</b>
<b>EQUITY AND LIABILITIES</b>			
<b>Equity</b>			
Equity share capital	7	100,000	100,000
Other equity	8		
Retained Earnings		(1,031,911)	(1,023,069)
<b>Total equity</b>		<b>(931,911)</b>	<b>(923,069)</b>
<b>LIABILITIES</b>			
<b>Current liabilities</b>			
Financial liabilities			
Trade payables	9	6,110	10,000
Other current liabilities	10	85,352,509	85,332,528
Provisions	11	-	-
<b>Total liabilities</b>		<b>85,358,619</b>	<b>85,342,528</b>
<b>Total Equity and Liabilities</b>		<b>84,426,708</b>	<b>84,419,459</b>

Summary of significant accounting policies 3

The accompanying notes are an integral part of the financial statements.

As per our report of even date

For Rajeev & Co. Chartered Accountants  
Firm registration No. 4009977N  
Chartered Accountants

Rajeev Sahasrwal  
Partner  
Membership No. :084833

Place : New Delhi  
Date : 9-May-2018

For and on behalf of the Board of Directors of  
**ADZE PROPERTIES PRIVATE LIMITED**

Kamal Malik  
Director  
DIN-08129137

Chandan Singh  
Director  
DIN-08129090

**ADZE PROPERTIES PRIVATE LIMITED**  
**STATEMENT OF PROFIT AND LOSS FOR THE YEAR ENDED 31 MARCH 2018**  
(Amount in Rupees, unless otherwise stated)

	Notes	31 March 2018	31 March 2017
Revenue		-	-
<b>Total Income</b>		-	-
<b>EXPENSES</b>			
Other expenses	12	8,753	58,930
Finance costs	13	89	167
<b>Total Expenses</b>		<b>8,842</b>	<b>59,097</b>
<b>Profit/(Loss) before tax</b>		<b>(8,842)</b>	<b>(59,097)</b>
<b>Tax expense:</b>			
Current tax		-	-
<b>Profit/(Loss) for the year</b>		<b>(8,842)</b>	<b>(59,097)</b>
Other comprehensive income		-	-
<b>Total other comprehensive income for the year, net of tax</b>		<b>-</b>	<b>-</b>
<b>Total comprehensive income for the year, net of tax</b>		<b>(8,842)</b>	<b>(59,097)</b>
<b>Earnings per equity share:</b>	14		
(1) Basic		(0.88)	(5.91)
(2) Diluted		(0.88)	(5.91)

Summary of significant accounting policies 3

The accompanying notes are an integral part of the financial statements.

As per our report of even date

For Rajeev & Ajay  
Firm registration No. 0809977N  
Chartered Accountants

Rajeev Sabharwal  
Partner  
Membership No.: 084833

For and on behalf of the Board of Directors of  
**ADZE PROPERTIES PRIVATE LIMITED**

Kamal Malik  
Director  
DIN-08129137

Chandan Singh  
Director  
DIN-08129090

Place : New Delhi  
Date : 9-May-2018



**ALLIED REALTY PRIVATE LIMITED**  
**BALANCE SHEET AS AT 31 MARCH 2018**  
(Amount in Rupees, unless otherwise stated)

	Notes	31 March 2018	31 March 2017
<b>ASSETS</b>			
<b>Current assets</b>			
Inventories	4	1,337,399,832	1,337,399,832
Financial assets			
Cash and cash equivalents	5	24,271	19,721
Other current assets	6	-	-
<b>Total assets</b>		<b>1,337,424,103</b>	<b>1,337,419,553</b>
<b>EQUITY AND LIABILITIES</b>			
<b>Equity</b>			
Equity share capital	7	100,000	100,000
Other equity	8	(5,112,393)	(3,454,947)
<b>Total equity</b>		<b>(5,012,393)</b>	<b>(3,354,947)</b>
<b>LIABILITIES</b>			
<b>Current liabilities</b>			
Financial liabilities			
Trade payables	9	265,911	819,351
Other current liabilities	10	1,342,170,585	1,339,955,149
<b>Total liabilities</b>		<b>1,342,436,496</b>	<b>1,340,774,500</b>
<b>Total equity and liabilities</b>		<b>1,337,424,103</b>	<b>1,337,419,553</b>

Summary of significant accounting policies

3

The accompanying notes are an integral part of the financial statements.

As per our report of even date

For MNV & CO.  
Firm Reg. No.: 023682N  
Chartered Accountants

Vikrant Suri  
Partner  
Membership No.: 505887



For and on behalf of the Board of Directors of  
**ALLIED REALTY PRIVATE LIMITED**

Vineet  
Director  
DIN- 08129156

Chandan Singh  
Director  
DIN-08129090

Place : New Delhi  
Date : 09 May 2018


**ALLIED REALTY PRIVATE LIMITED**  
**STATEMENT OF PROFIT AND LOSS FOR THE YEAR ENDED 31 MARCH 2018**  
(Amount in Rupees, unless otherwise stated)

Particulars	Notes	31 March 2018	31 March 2017
Other income	11	-	300
<b>Total Income</b>		<b>-</b>	<b>300</b>
<b>EXPENSES</b>			
Finance costs	12	4	242
Other expenses	13	1,657,442	1,432,450
<b>Total Expenses</b>		<b>1,657,446</b>	<b>1,432,692</b>
<b>Profit/(Loss) before tax</b>		<b>(1,657,446)</b>	<b>(1,432,392)</b>
<b>Tax expense:</b>			
Current tax		-	-
<b>Profit/(Loss) for the year</b>		<b>(1,657,446)</b>	<b>(1,432,392)</b>
Other comprehensive income		-	-
<b>Total other comprehensive income for the year, net of tax</b>		<b>-</b>	<b>-</b>
<b>Total comprehensive income for the year, net of tax</b>		<b>(1,657,446)</b>	<b>(1,432,392)</b>
<b>Earnings per equity share:</b>	14		
Basic (Rs.)		(165.74)	(143.24)
Diluted (Rs.)		(165.74)	(143.24)
Summary of significant accounting policies	3		

The accompanying notes are an integral part of the financial statements.

As per our report of even date


For MNV & CO.  
Firm Reg. No.: 023682N  
Chartered Accountants

  
**Vikrant Suri**  
Partner  
Membership No.: 505887



For and on behalf of the Board of Directors of  
**ALLIED REALTY PRIVATE LIMITED**

  
**Vineet**  
Director  
DIN- 08129156

  
**Chandan Singh**  
Director  
DIN-08129090

Place : New Delhi  
Date : 09 May 2018

**ALPINE BUILDCON PRIVATE LIMITED**  
**BALANCE SHEET AS AT 31 MARCH 2018**  
(Amount in Rupees, unless otherwise stated)

	Notes	As at 31 March 2018	As at 31 March 2017
<b>ASSETS</b>			
<b>Current assets</b>			
Inventories	4	131,206,046	131,206,046
<b>Financial assets</b>			
Cash and cash equivalents	5	16,887	13,123
<b>Total Assets</b>		<b>131,222,933</b>	<b>131,219,169</b>
<b>EQUITY AND LIABILITIES</b>			
<b>Equity</b>			
Equity share capital	6	1,000,000	1,000,000
Other equity	7	(1,020,704)	(1,004,382)
<b>Total equity</b>		<b>(20,704)</b>	<b>(4,382)</b>
<b>LIABILITIES</b>			
<b>Current liabilities</b>			
<b>Financial liabilities</b>			
Trade payables	8	5,310	5,750
Other current liabilities	9	131,238,327	131,217,801
<b>Total liabilities</b>		<b>131,243,637</b>	<b>131,223,551</b>
<b>Total Equity and Liabilities</b>		<b>131,222,933</b>	<b>131,219,169</b>

Summary of significant accounting policies 3

The accompanying notes are an integral part of the financial statements.

As per our report of even date

For Rajeev & Ajay  
Firm registration No. 009977N  
Chartered Accountants

Rajeev Sabharwal  
Partner  
Membership No. :084833

For and on behalf of the Board of Directors of  
**ALPINE BUILDCON PRIVATE LIMITED**

Kamal Bajaj  
Director  
DIN-06713913

Vineet  
Director  
DIN-08129156

Place : New Delhi  
Date : 9-May-2018

**ALPINE BUILDCON PRIVATE LIMITED**  
**STATEMENT OF PROFIT AND LOSS FOR THE YEAR ENDED 31 MARCH 2018**  
(Amount in Rupees, unless otherwise stated)

	Notes	31 March 2018	31 March 2017
Revenue		-	-
<b>Total Income</b>		-	-
<b>EXPENSES</b>			
Other expenses	10	16,233	7,005
Finance costs	11	89	805
<b>Total Expenses</b>		<b>16,322</b>	<b>7,810</b>
<b>Profit/(Loss) before tax</b>		<b>(16,322)</b>	<b>(7,810)</b>
<b>Tax expense</b>			
Current tax		-	-
<b>Profit/(Loss) for the year</b>		<b>(16,322)</b>	<b>(7,810)</b>
Other comprehensive income		-	-
<b>Total other comprehensive income for the year, net of tax</b>		<b>-</b>	<b>-</b>
<b>Total comprehensive income/(loss) for the year, net of tax</b>		<b>(16,322)</b>	<b>(7,810)</b>
<b>Earnings per equity share:</b>	12		
(1) Basic		(0.16)	(0.08)
(2) Diluted		(0.16)	(0.08)
Summary of significant accounting policies	3		

The accompanying notes are an integral part of the financial statements.

As per our report of even date

For Rajeev & Ajay  
Firm registration No. 009977N  
Chartered Accountants

Rajeev Sabharwal  
Partner  
Membership No. 3084833

For and on behalf of the Board of Directors of  
**ALPINE BUILDCON PRIVATE LIMITED**

  
Kamal Bajaj  
Director  
DIN-06713913

  
Vineet  
Director  
DIN-08129156

Place : New Delhi  
Date : 9-May-2018

**AMAR GYAN DEVELOPMENTS PRIVATE LIMITED**  
**BALANCE SHEET AS AT 31 MARCH 2018**  
(Amount in Rupees, unless otherwise stated)

	Notes	As at 31 March 2018	As at 31 March 2017
<b>ASSETS</b>			
<b>Current assets</b>			
Inventories	4	359,040,062	359,040,062
Financial assets			
Cash and cash equivalents	5	20,732	16,189
Other financial assets	6	842,297	15,278,103
Other current assets	7	533,810	3,533,810
<b>Total assets</b>		<b>360,436,901</b>	<b>377,868,164</b>
<b>EQUITY AND LIABILITIES</b>			
<b>Equity</b>			
Equity share capital	8	100,000	100,000
Other equity	9	1,302,303	4,471,639
<b>Total equity</b>		<b>1,402,303</b>	<b>4,571,639</b>
<b>LIABILITIES</b>			
<b>Current liabilities</b>			
Financial liabilities			
Trade payables	10	2,183,730	2,184,170
Other current liabilities	11	356,850,868	371,112,355
<b>Total liabilities</b>		<b>359,034,598</b>	<b>373,296,525</b>
<b>Total equity and liabilities</b>		<b>360,436,901</b>	<b>377,868,164</b>
Summary of significant accounting policies	3		

The accompanying notes are an integral part of the financial statements.

As per our report of even date

For MNV & CO.  
Firm Reg. No.: 023682N  
Chartered Accountants

Vikrant Suri  
Partner  
Membership No.: 505887



For and on behalf of the Board of Directors of  
**AMAR GYAN DEVELOPMENTS PRIVATE LIMITED**

*Rakesh Rockwell*

Rakesh Rockwell  
Director  
DIN- 07119340

*Jai Raj Vikas Verma*  
Jai Raj Vikas Verma  
Director  
DIN-07560019

Place : New Delhi  
Date : 09 May 2018

AMAR GYAN DEVELOPMENTS PRIVATE LIMITED  
STATEMENT OF PROFIT AND LOSS FOR THE YEAR ENDED 31 MARCH 2018  
(Amount in Rupees, unless otherwise stated)

Particulars	Notes	31 March 2018	31 March 2017
Other Income	12	-	600
<b>Total Income</b>		-	<b>600</b>
<b>EXPENSES</b>			
Finance costs	13	117	86
Other expenses	14	3,169,219	10,490
<b>Total Expenses</b>		<b>3,169,336</b>	<b>10,576</b>
<b>Profit/(Loss) before tax</b>		<b>(3,169,336)</b>	<b>(9,976)</b>
<b>Tax expense:</b>			
Current tax		-	-
<b>Profit/(Loss) for the year</b>		<b>(3,169,336)</b>	<b>(9,976)</b>
Other comprehensive income		-	-
<b>Total other comprehensive income for the year, net of tax</b>		<b>-</b>	<b>-</b>
<b>Total comprehensive income/(loss) for the year, net of tax</b>		<b>(3,169,336)</b>	<b>(9,976)</b>
Earnings per equity share:	15		
(1) Basic		(316.93)	(1.00)
(2) Diluted		(316.93)	(1.00)

Summary of significant accounting policies 3

The accompanying notes are an integral part of the financial statements.

As per our report of even date

For MNV & CO.  
Firm Reg. No.: 023682N  
Chartered Accountants

Vijarant Suri  
Partner  
Membership No.: 505887



For and on behalf of the Board of Directors of  
AMAR GYAN DEVELOPMENTS PRIVATE LIMITED

*Rakesh Rockwell*

Rakesh Rockwell  
Director  
DIN- 07119340

*Jairaj Vikas Verma*

Jairaj Vikas Verma  
Director  
DIN-07560019

Place : New Delhi  
Date : 09 May 2018

**AMARDEEP BUILDCON PRIVATE LIMITED**  
**BALANCE SHEET AS AT 31 MARCH 2018**  
(Amount in Rupees, unless otherwise stated)

	Notes	As at 31 March 2018	As at 31 March 2017
<b>ASSETS</b>			
<b>Current assets</b>			
Inventories	4	525,234,652	525,234,652
Financial assets			
Cash and cash equivalents	5	21,343	24,163
Other financial assets	6	6,458,534	6,458,534
Other current assets	7	1,309,749	1,309,749
<b>Total Assets</b>		<b>533,024,278</b>	<b>533,027,098</b>
<b>EQUITY AND LIABILITIES</b>			
<b>Equity</b>			
Equity share capital	8	100,000	100,000
Other equity	9	(7,190,061)	(6,753,718)
<b>Total equity</b>		<b>(7,090,061)</b>	<b>(6,653,718)</b>
<b>LIABILITIES</b>			
<b>Current liabilities</b>			
Financial liabilities			
Trade payables	10	6,590,578	6,384,018
Other current liabilities	11	533,523,761	533,296,798
<b>Total liabilities</b>		<b>540,114,339</b>	<b>539,680,816</b>
<b>Total Equity and Liabilities</b>		<b>533,024,278</b>	<b>533,027,098</b>

Summary of significant accounting policies 3

The accompanying notes are an integral part of the financial statements.

As per our report of even date

For MNV & CO.  
Firm Reg. No.: 023682N  
Chartered Accountants

Vikrant Suri  
Partner  
Membership No.: 505887



For and on behalf of the Board of Directors of  
**AMARDEEP BUILDCON PRIVATE LIMITED**

Shishir Lal  
Director  
DIN- 02210170

Mukesh Kumar Gupta  
Director  
DIN-02354428

Place : New Delhi  
Date : 9-May-2018

**AMARDEEP BUILDCON PRIVATE LIMITED**  
**STATEMENT OF PROFIT AND LOSS FOR THE YEAR ENDED 31 MARCH 2018**  
(Amount in Rupees, unless otherwise stated)

Particulars	Notes	31 March 2018	31 March 2017
Other income	12	-	282,354
<b>Total Income</b>		-	<b>282,354</b>
<b>EXPENSES</b>			
Finance costs	13	89	86
Other expenses	14	436,254	8,953
<b>Total Expenses</b>		<b>436,343</b>	<b>9,039</b>
<b>Profit/(Loss) before tax</b>		<b>(436,343)</b>	<b>273,315</b>
<b>Tax expense:</b>			
Current tax		-	-
<b>Profit/(Loss) for the year</b>		<b>(436,343)</b>	<b>273,315</b>
Other comprehensive income		-	-
<b>Total other comprehensive income for the year, net of tax</b>		<b>-</b>	<b>-</b>
<b>Total comprehensive income/(loss) for the year, net of tax</b>		<b>(436,343)</b>	<b>273,315</b>
Earnings per equity share:	15		
(1) Basic		(43.63)	27.33
(2) Diluted		(43.63)	27.33

Summary of significant accounting policies 3

The accompanying notes are an integral part of the financial statements.

As per our report of even date

For MNV & CO.  
Firm Reg. No.: 023682N  
Chartered Accountants

  
**Vikrant Suri**  
Partner  
Membership No.: 505887



For and on behalf of the Board of Directors of  
**AMARDEEP BUILDCON PRIVATE LIMITED**

  
**Shishir Lal**  
Director  
DIN- 02210170

  
**Mukesh Kumar Gupta**  
Director  
DIN-02354428

Place : New Delhi  
Date : 9-May-2018



**APARAJIT PROMOTERS PRIVATE LIMITED**  
**BALANCE SHEET AS AT 31 MARCH 2018**  
(Amount in Rupees, unless otherwise stated)

	Notes	As at 31 March 2018	As at 31 March 2017
<b>ASSETS</b>			
<b>Current assets</b>			
Financial assets			
Cash and cash equivalents	4	18,250	6,655
Other financial assets	5	78,476,116	78,495,779
<b>Total Assets</b>		<b>78,494,366</b>	<b>78,502,434</b>
<b>EQUITY AND LIABILITIES</b>			
<b>Equity</b>			
Equity share capital	6	1,090,000	1,090,000
Other equity	7	77,398,465	77,406,683
<b>Total equity</b>		<b>78,488,465</b>	<b>78,496,683</b>
<b>LIABILITIES</b>			
<b>Current liabilities</b>			
Financial liabilities			
Trade payables	8	5,311	5,751
Other current liabilities	9	590	-
<b>Total liabilities</b>		<b>5,901</b>	<b>5,751</b>
<b>Total Equity and Liabilities</b>		<b>78,494,366</b>	<b>78,502,434</b>

Summary of significant accounting policies

3

The accompanying notes are an integral part of the financial statements.

As per our report of even date

For Rajeev & Ajay  
Firm registration No. 009977N  
Chartered Accountants

Rajeev Sabharwal  
Partner  
Membership No. :084833

Place : New Delhi  
Date : 9-May-2018

For and on behalf of the Board of Directors of  
**APARAJIT PROMOTERS PRIVATE LIMITED**

Chandra Shekher Joshi  
Director  
DIN-07099624

Vineet  
Director  
DIN-08129156

**APARAJIT PROMOTERS PRIVATE LIMITED**  
**STATEMENT OF PROFIT AND LOSS FOR THE YEAR ENDED 31 MARCH 2018**  
(Amount in Rupees, unless otherwise stated)

	Notes	31 March 2018	31 March 2017
Revenue		-	-
Total Income		-	-
<b>EXPENSES</b>			
Other expenses	10	8,129	7,108
Finance costs	11	89	1,492
Total Expenses		8,218	8,600
Profit/(Loss) before tax		(8,218)	(8,600)
Tax expense:			
Current tax		-	-
Profit/(Loss) for the year from continuing operations		(8,218)	(8,600)
Other comprehensive income		-	-
Total other comprehensive income for the year, net of tax		-	-
Total comprehensive income/(loss) for the year, net of tax		(8,218)	(8,600)
Earnings per equity share:	12		
(1) Basic		(0.08)	(0.08)
(2) Diluted		(0.08)	(0.08)

Summary of significant accounting policies

3

The accompanying notes are an integral part of the financial statements.

As per our report of even date

For Rajeev & Ajay  
Firm registration No : 009977N  
Chartered Accountants

Rajeev Sabharwal  
Partner  
Membership No - 084833

Place : New Delhi  
Date : 9-May-2018

For and on behalf of the Board of Directors of  
**APARAJIT PROMOTERS PRIVATE LIMITED**

Chandra Shekher Joshi  
Director  
DIN-07099624

Vineet  
Director  
DIN-08129156

**ARCHIT PROMOTERS PRIVATE LIMITED**  
**BALANCE SHEET AS AT 31 MARCH 2018**  
(Amount in Rupees, unless otherwise stated)

	Notes	As at 31 March 2018	As at 31 March 2017
<b>ASSETS</b>			
<b>Current assets</b>			
Inventories	4	215,001,909	215,001,909
Financial assets			
Cash and cash equivalents	5	18,578	6,979
<b>Total Assets</b>		<b>215,020,487</b>	<b>215,008,888</b>
<b>EQUITY AND LIABILITIES</b>			
<b>Equity</b>			
Equity share capital	6	1,000,000	1,000,000
Other equity	7	(683,686)	(673,394)
<b>Total equity</b>		<b>316,314</b>	<b>326,606</b>
<b>LIABILITIES</b>			
<b>Current liabilities</b>			
Financial liabilities			
Trade payables	8	5,310	5,750
Other current liabilities	9	214,698,863	214,676,532
<b>Total liabilities</b>		<b>214,704,173</b>	<b>214,682,282</b>
<b>Total Equity and Liabilities</b>		<b>215,020,487</b>	<b>215,008,888</b>

Summary of significant accounting policies 3

The accompanying notes are an integral part of the financial statements.

As per our report of even date

For Rajeev & Associates  
Firm registration No. 0068277  
Chartered Accountants

Rajeev Sandhu  
Partner  
Membership No. :084835

Place : New Delhi  
Date : 9-May-2018

For and on behalf of the Board of Directors of  
**ARCHIT PROMOTERS PRIVATE LIMITED**

Ramesh Khulbe  
Director  
DIN-07109071

Vinod  
Director  
DIN-08129156

**ARCHIT PROMOTERS PRIVATE LIMITED**  
**STATEMENT OF PROFIT AND LOSS FOR THE YEAR ENDED 31 MARCH 2018**  
(Amount in Rupees, unless otherwise stated)

	Notes	31 March 2018	31 March 2017
Revenue		-	-
<b>Total Income</b>		-	-
<b>EXPENSES</b>			
Other expenses	10	10,203	7,415
Finance costs	11	89	1,492
<b>Total Expenses</b>		<b>10,292</b>	<b>8,907</b>
<b>Profit/(Loss) before tax</b>		<b>(10,292)</b>	<b>(8,907)</b>
<b>Tax expense:</b>			
Current tax		-	-
<b>Profit/(Loss) for the year</b>		<b>(10,292)</b>	<b>(8,907)</b>
Other comprehensive income		-	-
<b>Total other comprehensive income for the year, net of tax</b>		<b>-</b>	<b>-</b>
<b>Total comprehensive income/(loss) for the year, net of tax</b>		<b>(10,292)</b>	<b>(8,907)</b>
<b>Earnings per equity share:</b>	12		
(1) Basic		(0.10)	(0.09)
(2) Diluted		(0.10)	(0.09)

Summary of significant accounting policies


3

The accompanying notes are an integral part of the financial statements.

As per our report of even date

For Rajeev & Ajay  
Firm registration No. 0080972N  
Chartered Accountants

Rajeev Sahasrpal  
Partner  
Membership No. :084833



For and on behalf of the Board of Directors of  
**ARCHIT PROMOTERS PRIVATE LIMITED**

Ramesh Khulbe  
Director  
DIN-07109071

Vineet  
Director  
DIN-08129156

*(Signature of Ramesh Khulbe)*

*(Signature of Vineet)*

Place : New Delhi  
Date : 9-May-2018

**ARDOR CONBUILD PRIVATE LIMITED**  
**BALANCE SHEET AS AT 31 MARCH 2018**  
(Amount in Rupees, unless otherwise stated)

	Notes	As at 31 March 2018	As at 31 March 2017
<b>ASSETS</b>			
<b>Current assets</b>			
Inventories	4	4,687,461	4,687,461
Financial assets			
Cash and cash equivalents	5	18,260	7,249
<b>Total Assets</b>		<b>4,705,721</b>	<b>4,694,710</b>
<b>EQUITY AND LIABILITIES</b>			
<b>Equity</b>			
Equity share capital	6	100,000	100,000
Other equity		(249,508)	(239,419)
<b>Total equity</b>		<b>(149,508)</b>	<b>(139,419)</b>
<b>LIABILITIES</b>			
<b>Current liabilities</b>			
Financial liabilities			
Trade payables	8	5,310	5,750
Other current liabilities	9	4,849,919	4,828,379
<b>Total liabilities</b>		<b>4,855,229</b>	<b>4,834,129</b>
<b>Total Equity and Liabilities</b>		<b>4,705,721</b>	<b>4,694,710</b>
Summary of significant accounting policies	3		

The accompanying notes are an integral part of the financial statements.

As per our report of even date

For Rajeev & Ajay  
Firm registration No. 009977N  
Chartered Accountants

Rajeev Sabharwal  
Partner  
Membership No. 084833

Place : New Delhi  
Date : 9-May-2018

For and on behalf of the Board of Directors of  
**ARDOR CONBUILD PRIVATE LIMITED**

Ramesh Kholbe  
Director  
DIN-07109071

Amit Dhall  
Director  
DIN-07257270

**ARDOR CONBUILD PRIVATE LIMITED**  
**STATEMENT OF PROFIT AND LOSS FOR THE YEAR ENDED 31 MARCH 2018**  
(Amount in Rupees, unless otherwise stated)

	Notes	31 March 2018	31 March 2017
Revenue		-	-
<b>Total Income</b>		-	-
<b>EXPENSES</b>			
Other expenses	10	10,000	6,699
Finance costs	11	89	1,492
<b>Total Expenses</b>		<b>10,089</b>	<b>8,191</b>
<b>(Loss) before tax</b>		<b>(10,089)</b>	<b>(8,191)</b>
Tax expense:			
Current tax		-	-
<b>(Loss) for the year</b>		<b>(10,089)</b>	<b>(8,191)</b>
Other comprehensive income		-	-
<b>Total other comprehensive income for the year, net of tax</b>		-	-
<b>Total comprehensive income/(loss) for the year, net of tax</b>		<b>(10,089)</b>	<b>(8,191)</b>
<b>Earnings per equity share:</b>	12		
(1) Basic		(1.01)	(0.82)
(2) Diluted		(1.01)	(0.82)

Summary of significant accounting policies

3

The accompanying notes are an integral part of the financial statements.

As per our report of even date

For Rajeev & Ajay  
Firm registration No : 009977N  
Chartered Accountants

Rajeev Sabharwal  
Partner  
Membership No. : 084833

For and on behalf of the Board of Directors of  
**ARDOR CONBUILD PRIVATE LIMITED**

Ramesh Khulbe  
Director  
DIN-07109071

Amit Dhall  
Director  
DIN-07257270

Place : New Delhi  
Date : 9-May-2018

**ARMA BUILDMORE PRIVATE LIMITED**  
**BALANCE SHEET AS AT 31 MARCH 2018**  
(Amount in Rupees, unless otherwise stated)

	Notes	As at 31 March 2018	As at 31 March 2017
<b>ASSETS</b>			
<b>Current assets</b>			
Inventories	4	71,883,945	71,883,945
Financial assets			
Cash and cash equivalents	5	1,225	7,324
<b>Total Assets</b>		<b>71,885,170</b>	<b>71,891,269</b>
<b>EQUITY AND LIABILITIES</b>			
<b>Equity</b>			
Equity share capital	6	100,000	100,000
Other equity	7		
Retained Earnings		(1,122,997)	(1,096,460)
<b>Total equity</b>		<b>(1,022,997)</b>	<b>(996,460)</b>
<b>LIABILITIES</b>			
<b>Current liabilities</b>			
Financial liabilities			
Trade payables	8	5,310	5,750
Other current liabilities	9	72,902,857	72,881,979
<b>Total liabilities</b>		<b>72,908,167</b>	<b>72,887,729</b>
<b>Total Equity and Liabilities</b>		<b>71,885,170</b>	<b>71,891,269</b>
Summary of significant accounting policies	3		

The accompanying notes are an integral part of the financial statements.

As per our report of even date

For Rajeev & Ajay  
Firm registration No : 009977N  
Chartered Accountants

Rajeev Sabharwal  
Partner  
Membership No. : 084833

Place : New Delhi  
Date : 9 May 2018

For and on behalf of the Board of Directors of  
ARMA BUILDMORE PRIVATE LIMITED

Vikas Garg  
Director  
DIN-05267799

Chandra Shekher Joshi  
Director  
DIN-07099624

ARMA BUILDMORE PRIVATE LIMITED  
STATEMENT OF PROFIT AND LOSS FOR THE YEAR ENDED 31 MARCH 2018  
(Amount in Rupees, unless otherwise stated)

	Notes	31 March 2018	31 March 2017
Other Income	10	-	1,500
<b>Total Income</b>		-	<b>1,500</b>
<b>EXPENSES</b>			
Other expenses	11	26,448	8,235
Finance costs	12	89	115
<b>Total Expenses</b>		<b>26,537</b>	<b>8,350</b>
<b>(Loss) before tax</b>		<b>(26,537)</b>	<b>(6,850)</b>
Tax expense:			
Current tax		-	-
<b>(Loss) for the year</b>		<b>(26,537)</b>	<b>(6,850)</b>
Other comprehensive income		-	-
<b>Total other comprehensive income for the year, net of tax</b>		<b>-</b>	<b>-</b>
<b>Total comprehensive income/(loss) for the year, net of tax</b>		<b>(26,537)</b>	<b>(6,850)</b>
Earnings per equity share:	13		
(1) Basic		(2.65)	(0.69)
(2) Diluted		(2.65)	(0.69)

Summary of significant accounting policies 3

The accompanying notes are an integral part of the financial statements.

As per our report of even date

For Rajeev & Ajay  
Firm registration No : 009977N  
Chartered Accountants

Rajeev Sabharwal  
Partner  
Membership No. : 084833

Place : New Delhi  
Date : 9 May 2018

For and on behalf of the Board of Directors of  
ARMA BUILDMORE PRIVATE LIMITED

Vikas Garg  
Director  
DIN-05267799

Chandra Shekher Joshi  
Director  
DIN-07099624



**ARMAN PROMOTERS PRIVATE LIMITED**  
**BALANCE SHEET AS AT 31 MARCH 2018**  
(Amount in Rupees, unless otherwise stated)

	Notes	As at 31 March 2018	As at 31 March 2017
<b>ASSETS</b>			
<b>Current assets</b>			
Inventories	4	201,669,877	201,669,877
Financial assets			
Cash and cash equivalents	5	5,591	3,184
Other bank balances	6	1,027,032	1,027,032
Other financial assets	7	31,451,946	31,364,651
Other current assets	8	1,140,616	1,117,461
<b>Total Assets</b>		<b>235,295,062</b>	<b>235,182,205</b>
<b>EQUITY AND LIABILITIES</b>			
<b>Equity</b>			
Equity share capital	9	100,000	100,000
Other equity	10	6,773,069	6,874,512
<b>Total equity</b>		<b>6,873,069</b>	<b>6,974,512</b>
<b>LIABILITIES</b>			
<b>Current liabilities</b>			
Financial liabilities			
Trade payables	11	16,776,896	16,645,711
Other current liabilities	12	211,645,097	211,561,982
<b>Total liabilities</b>		<b>228,421,993</b>	<b>228,207,693</b>
<b>Total Equity and Liabilities</b>		<b>235,295,062</b>	<b>235,182,205</b>

Summary of significant accounting policies

3

The accompanying notes are an integral part of the financial statements.

As per our report of even date

For MNV & CO.  
Firm Reg. No.: 023682N  
Chartered Accountants

Vikrant Suri  
Partner  
Membership No.: 505887



For and on behalf of the Board of Directors of  
**ARMAN PROMOTERS PRIVATE LIMITED**

Gaurav Seth  
Gaurav Seth  
Director  
DIN- 08129148

Mukesh Kumar Gupta  
Mukesh Kumar Gupta  
Director  
DIN-02354428

Place : New Delhi  
Date : 09 May 2018

ARMAN PROMOTERS PRIVATE LIMITED  
STATEMENT OF PROFIT AND LOSS FOR THE YEAR ENDED 31 MARCH 2018  
(Amount in Rupees, unless otherwise stated)

Particulars	Notes	31 March 2018	31 March 2017
Other income	13	87,295	896,177
<b>Total Income</b>		<b>87,295</b>	<b>896,177</b>
<b>EXPENSES</b>			
Finance costs	14	1,593	114
Other expenses	15	187,145	13,360
<b>Total Expenses</b>		<b>188,738</b>	<b>13,474</b>
<b>Profit/(Loss) before tax</b>		<b>(101,443)</b>	<b>882,703</b>
<b>Tax expense:</b>			
Current tax		-	23,100
<b>Profit/(Loss) for the year</b>		<b>(101,443)</b>	<b>859,603</b>
Other comprehensive income		-	-
<b>Total other comprehensive income for the year, net of tax</b>		<b>-</b>	<b>-</b>
<b>Total comprehensive income/(loss) for the year, net of tax</b>		<b>(101,443)</b>	<b>859,603</b>
Earnings per equity share:	16		
(1) Basic		(10.14)	85.96
(2) Diluted		(10.14)	85.96

Summary of significant accounting policies

3

The accompanying notes are an integral part of the financial statements.

As per our report of even date

For MNV & CO.  
Firm Reg. No.: 023682N  
Chartered Accountants

Vikrant Suri  
Partner  
Membership No.: 505887



For and on behalf of the Board of Directors of  
ARMAN PROMOTERS PRIVATE LIMITED

Gaurav Seth  
Gaurav Seth  
Director  
DIN- 08129148

Mukesh Kumar Gupta  
Mukesh Kumar Gupta  
Director  
DIN-02354428

Place : New Delhi  
Date : 09 May 2018

**ARMOUR PROPERTIES PRIVATE LIMITED**  
**BALANCE SHEET AS AT 31 MARCH 2018**  
(Amount in Rupees, unless otherwise stated)

	Notes	As at 31 March 2018	As at 31 March 2017
<b>ASSETS</b>			
<b>Current assets</b>			
Inventories	4	33,895,674	33,895,674
Financial assets			
Cash and cash equivalents	5	16,629	1,261
Other current assets	6	-	-
<b>Total Assets</b>		<b>33,912,303</b>	<b>33,896,935</b>
<b>EQUITY AND LIABILITIES</b>			
<b>Equity</b>			
Equity share capital	7	100,000	100,000
Other equity	8		
Retained Earnings		796,685	812,316
<b>Total equity</b>		<b>896,685</b>	<b>912,316</b>
<b>LIABILITIES</b>			
<b>Current liabilities</b>			
Financial liabilities			
Trade payables	9	5,310	5,750
Other Current liabilities	10	33,010,308	32,978,869
<b>Total liabilities</b>		<b>33,015,618</b>	<b>32,984,619</b>
<b>Total Equity and Liabilities</b>		<b>33,912,303</b>	<b>33,896,935</b>

Summary of significant accounting policies

3

The accompanying notes are an integral part of the financial statements.

As per our report of even date

For Rajeev & Ajay  
Firm registration No : 009977/N  
Chartered Accountants

Rajeev Sabharwal  
Partner  
Membership No. : 084833

Place : New Delhi  
Date : 9 May 2018

For and on behalf of the Board of Directors of  
**ARMOUR PROPERTIES PRIVATE LIMITED**

Tarun Sejwal  
Director  
DIN-08116146

Vineet  
Director  
DIN-08129156

ARMOUR PROPERTIES PRIVATE LIMITED  
STATEMENT OF PROFIT AND LOSS FOR THE YEAR ENDED 31 MARCH 2018  
(Amount in Rupees, unless otherwise stated)

Particulars	Notes	31 March 2018	31 March 2017
<b>Continuing operations</b>			
Other Income	11	-	249,933
<b>Total Income (I)</b>		-	249,933
<b>EXPENSES</b>			
Finance costs	12	1,487	115
Other expenses	13	14,144	7,621
<b>Total Expenses (II)</b>		15,631	7,736
<b>Profit/(Loss) before tax from continuing operations (I-II)</b>		(15,631)	242,197
Tax expense:			
Current Tax		-	-
<b>Profit/(Loss) for the year from continuing operations</b>		(15,631)	242,197
<b>Other comprehensive income</b>		-	-
<b>Total other comprehensive income for the year, net of tax</b>		-	-
<b>Total comprehensive income/(loss) for the year, net of tax</b>		(15,631)	242,197
Earnings per equity share (computed on the basis of profit/(loss) for the year):	14		
(1) Basic		(1.56)	24.22
(2) Diluted		(1.56)	24.22

Summary of significant accounting policies

3

The accompanying notes are an integral part of the financial statements.

As per our report of even date

For Rajeev & Ajay  
Firm registration No : 009977N  
Chartered Accountants

Rajeev Sabharwal  
Partner  
Membership No. : 084833



For and on behalf of the Board of Directors of  
ARMOUR PROPERTIES PRIVATE LIMITED

*Tarun Sejwal*  
Tarun Sejwal  
Director

DIN-08116146

*Vineet*  
Vineet  
Director

DIN-08129156

Place : New Delhi  
Date : 9 May 2018

**AUSPICIOUS REALTORS PRIVATE LIMITED**  
**BALANCE SHEET AS AT 31 MARCH 2018**  
(Amount in Rupees, unless otherwise stated)

	Notes	As at 31 March 2018	As at 31 March 2017
<b>ASSETS</b>			
<b>Current assets</b>			
Inventories	4	37,316,980	37,316,980
Financial assets			
Cash and cash equivalents	5	23,216	47,237
Other current assets	6	-	-
<b>Total Assets</b>		<b>37,340,196</b>	<b>37,364,217</b>
<b>EQUITY AND LIABILITIES</b>			
<b>Equity</b>			
Equity share capital	7	100,000	100,000
Other equity	8		
Retained Earnings		3,673,474	3,682,447
<b>Total equity</b>		<b>3,773,474</b>	<b>3,782,447</b>
<b>LIABILITIES</b>			
<b>Current liabilities</b>			
Financial liabilities			
Trade payables	9	5,310	22,818
Other current liabilities	10	33,561,412	33,558,952
<b>Total liabilities</b>		<b>33,566,722</b>	<b>33,581,770</b>
<b>Total Equity and Liabilities</b>		<b>37,340,196</b>	<b>37,364,217</b>

Summary of significant accounting policies

3

The accompanying notes are an integral part of the financial statements.

As per our report of even date

For MNV & CO.  
Firm Reg. No.: 023682N  
Chartered Accountants  
  
**Vidant Suri**  
Partner  
Membership No.: 505887



For and on behalf of the Board of Directors of  
**AUSPICIOUS REALTORS PRIVATE LIMITED**

  
**Vineet**  
Director  
DIN- 08129156

  
**Sunil Kumar Trar**  
Director  
DIN-03450022

Place : New Delhi  
Date : 09 May 2018


**AUSPICIOUS REALTORS PRIVATE LIMITED**  
**STATEMENT OF PROFIT AND LOSS FOR THE YEAR ENDED 31 MARCH 2018**  
(Amount in Rupees, unless otherwise stated)

Particulars	Notes	31 March 2018	31 March 2017
Revenue		-	-
<b>Total Income</b>		-	-
<b>EXPENSES</b>			
Finance costs	11	118	58
Other expenses	12	8,855	7,006
<b>Total Expenses</b>		<b>8,973</b>	<b>7,064</b>
<b>Profit/(Loss) before tax</b>		<b>(8,973)</b>	<b>(7,064)</b>
<b>Tax expense:</b>			
Current tax		-	40
<b>Profit/(Loss) for the year</b>		<b>(8,973)</b>	<b>(7,104)</b>
Other comprehensive income		-	-
<b>Total other comprehensive income for the year, net of tax</b>		-	-
<b>Total comprehensive income/(loss) for the year, net of tax</b>		<b>(8,973)</b>	<b>(7,104)</b>
<b>Earnings per equity share:</b>	13		
(1) Basic		(0.90)	(0.71)
(2) Diluted		(0.90)	(0.71)
Summary of significant accounting policies	3		

The accompanying notes are an integral part of the financial statements.


As per our report of even date


For MNV & CO.  
Firm Reg. No.: 023682N  
Chartered Accountants

  
**Vikrant Suri**  
Partner  
Membership No.: 505887



For and on behalf of the Board of Directors of  
**AUSPICIOUS REALTORS PRIVATE LIMITED**

  
**Vineet**  
Director  
DIN- 08129156

  
**Sunil Kumar Trar**  
Director  
DIN-03450022

Place : New Delhi  
Date : 09 May 2018

**AUTHENTIC PROPERTIES PRIVATE LIMITED**  
**BALANCE SHEET AS AT 31 MARCH 2018**  
(Amount in Rupees, unless otherwise stated)

	Notes	As at 31 March 2018	As at 31 March 2017
<b>ASSETS</b>			
<b>Current assets</b>			
Inventories	4	96,103,946	96,103,946
Financial assets			
Cash and cash equivalents	5	14,807	7,930
Other current assets	6	-	-
<b>Total assets</b>		<b>96,118,753</b>	<b>96,111,876</b>
<b>EQUITY AND LIABILITIES</b>			
<b>Equity</b>			
Equity share capital	7	100,000	100,000
Other equity	8	(102,851,895)	(113,390,796)
<b>Total equity</b>		<b>(102,751,895)</b>	<b>(113,290,796)</b>
<b>LIABILITIES</b>			
<b>Current liabilities</b>			
Financial liabilities			
Trade payables	9	5,310	5,750
Other current liabilities	10	198,856,181	209,396,922
Provisions	11	9,157	-
<b>Total liabilities</b>		<b>198,870,648</b>	<b>209,402,672</b>
<b>Total equity and liabilities</b>		<b>96,118,753</b>	<b>96,111,876</b>


Summary of significant accounting policies

3

The accompanying notes are an integral part of the financial statements.

As per our report of even date

For MNV & CO.  
Firm Reg. No.: 023682N  
Chartered Accountants

  
**Vikramt Suri**  
Partner  
Membership No.: 505887



For and on behalf of the Board of Directors of  
**AUTHENTIC PROPERTIES PRIVATE LIMITED**

  
**Vineet**  
Director  
DIN- 08129156

  
**Ramesh Khulbe**  
Director  
DIN-07109071

Place : New Delhi  
Date : 09 May 2018


**AUTHENTIC PROPERTIES PRIVATE LIMITED**  
**STATEMENT OF PROFIT AND LOSS FOR THE YEAR ENDED 31 MARCH 2018**  
(Amount in Rupees, unless otherwise stated)

Particulars	Notes	31 March 2018	31 March 2017
<b>Revenue</b>			
Revenue from operations	12	60,156	-
Other income	13	10,500,000	-
<b>Total Income</b>		<b>10,560,156</b>	<b>-</b>
<b>Expenses</b>			
Finance costs	14	123	115
Other expenses	15	11,975	6,698
<b>Total Expenses</b>		<b>12,098</b>	<b>6,813</b>
<b>Profit/(Loss) before tax</b>		<b>10,548,058</b>	<b>(6,813)</b>
<b>Tax expense:</b>			
Current tax		9,157	-
<b>Profit/(Loss) for the year from operations</b>		<b>10,538,901</b>	<b>(6,813)</b>
Other comprehensive income		-	-
<b>Total other comprehensive income for the year, net of tax</b>		<b>-</b>	<b>-</b>
<b>Total comprehensive income/(loss) for the year, net of tax</b>		<b>10,538,901</b>	<b>(6,813)</b>
Earnings per equity share:	16		
(1) Basic		1,053.89	(0.68)
(2) Diluted		1,053.89	(0.68)
Summary of significant accounting policies	3		

The accompanying notes are an integral part of the financial statements.

As per our report of even date

For MNV & CO.  
Firm Reg. No.: 023682N  
Chartered accountants

  
Vikrant Suri  
Partner  
Membership No.: 505887



For and on behalf of the Board of Directors of  
**AUTHENTIC PROPERTIES PRIVATE LIMITED**

  
Vineet  
Director  
DIN- 08129156

  
Ramesh Khulbe  
Director  
DIN-07109071

Place : New Delhi  
Date : 09 May 2018



**AVINASHI BUILDTECH PRIVATE LIMITED**  
**BALANCE SHEET AS AT 31 MARCH 2018**  
(Amount in Rupees, unless otherwise stated)

	Notes	As at 31 March 2018	As at 31 March 2017
<b>ASSETS</b>			
<b>Current assets</b>			
Inventories	4	64,566,200	64,566,200
Financial assets			
Cash and cash equivalents	5	14,852	2,981
<b>Total Assets</b>		<b>64,581,052</b>	<b>64,569,181</b>
<b>EQUITY AND LIABILITIES</b>			
<b>Equity</b>			
Equity share capital	6	100,000	100,000
Other equity			
Retained Earnings	7	(84,427)	(58,650)
<b>Total equity</b>		<b>15,573</b>	<b>41,350</b>
<b>LIABILITIES</b>			
<b>Current liabilities</b>			
Financial liabilities			
Trade payables	8	6,130	12,320
Other current liabilities	9	64,559,349	64,515,511
<b>Total liabilities</b>		<b>64,565,479</b>	<b>64,527,831</b>
<b>Total Equity and Liabilities</b>		<b>64,581,052</b>	<b>64,569,181</b>

Summary of significant accounting policies 3

The accompanying notes are an integral part of the financial statements.

As per our report of even date

For Rajeev & Ajay  
Firm registration No : 009977N  
Chartered Accountants

Rajeev Sabharwal  
Partner  
Membership No. : 084833

Place : New Delhi  
Date : 9 May 2018

For and on behalf of the Board of Directors of  
**AVINASHI BUILDTECH PRIVATE LIMITED**

Satish Kumar Goyal  
Director  
DIN-06520570

Firoz Ahmed Khan  
Director  
DIN-07158432

**AVINASHI BUILDTECH PRIVATE LIMITED**  
**STATEMENT OF PROFIT AND LOSS FOR THE YEAR ENDED 31 MARCH 2018**  
(Amount in Rupees, unless otherwise stated)

Particulars	Notes	31 March 2018	31 March 2017
Revenue		-	-
<b>Total Income (I)</b>		-	-
<b>EXPENSES</b>			
Finance costs	10	779	805
Other expenses	11	24,998	11,720
<b>Total Expenses (II)</b>		<b>25,777</b>	<b>12,525</b>
<b>Profit/(Loss) before tax from continuing operations (I-II)</b>		<b>(25,777)</b>	<b>(12,525)</b>
Tax expense:			
Current tax		-	-
<b>Profit/(Loss) for the year from continuing operations</b>		<b>(25,777)</b>	<b>(12,525)</b>
<b>Other comprehensive income</b>		-	-
<b>Total other comprehensive income for the year, net of tax</b>		-	-
<b>Total comprehensive income/(loss) for the year, net of tax</b>		<b>(25,777)</b>	<b>(12,525)</b>
Earnings per equity share (computed on the basis of profit/(loss) for the year):	12		
(1) Basic		(2.58)	(1.25)
(2) Diluted		(2.58)	(1.25)

Summary of significant accounting policies 3

The accompanying notes are an integral part of the financial statements.


As per our report of even date

For Rajeev & Ajay  
Firm registration No : 009977N  
Chartered Accountants

Rajeev Sabharwal  
Partner  
Membership No. : 054833

For and on behalf of the Board of Directors of  
**AVINASHI BUILDTECH PRIVATE LIMITED**

  
Satish Kumar Goyal  
Director  
DIN-06520570

  
Firoz Ahmed Khan  
Director  
DIN-07158432

Place : New Delhi  
Date : 9 May 2018

A1

**BAILIWICK BUILDERS PRIVATE LIMITED**  
**BALANCE SHEET AS AT 31 MARCH 2018**  
(Amount in Rupees, unless otherwise stated)

	Notes	As at 31 March 2018	As at 31 March 2017
<b>ASSETS</b>			
<b>Current assets</b>			
Inventories	4	263,110,656	278,331,548
Financial assets			
Cash and cash equivalents	5	11,465	4,600
Other current assets	6	-	-
<b>Total Assets</b>		<b>263,122,121</b>	<b>278,336,148</b>
<b>EQUITY AND LIABILITIES</b>			
<b>Equity</b>			
Equity share capital	7	100,000	100,000
Other equity	8		
Retained Earnings		(564,251)	(549,384)
<b>Total equity</b>		<b>(464,251)</b>	<b>(449,384)</b>
<b>LIABILITIES</b>			
<b>Current liabilities</b>			
Financial liabilities			
Trade payables	9	5,310	5,750
Other current liabilities	10	263,581,062	278,779,782
<b>Total liabilities</b>		<b>263,586,372</b>	<b>278,785,532</b>
<b>Total Equity and Liabilities</b>		<b>263,122,121</b>	<b>278,336,148</b>
Summary of significant accounting policies	3		

The accompanying notes are an integral part of the financial statements.

As per our report of even date

For MNV & CO.  
Firm Reg. No.: 023682N  
Chartered Accountants

Vikrant Suri  
Partner  
Membership No.: 505887



For and on behalf of the Board of Directors of  
BAILIWICK BUILDERS PRIVATE LIMITED

Sunil Kumar Trar  
Director  
DIN- 03450022

Rohit Mehta  
Director  
DIN-06961182

Place : New Delhi  
Date : 09 May 2018

**BAILIWICK BUILDERS PRIVATE LIMITED**  
**STATEMENT OF PROFIT AND LOSS FOR THE YEAR ENDED 31 MARCH 2018**  
(Amount in Rupees, unless otherwise stated)

Particulars	Notes	31 March 2018	31 March 2017
Revenue		-	-
Total Income (I)		-	-
<b>EXPENSES</b>			
Finance costs	11	89	115
Other expenses	12	14,778	7,313
Total Expenses (II)		14,867	7,428
Profit/(Loss) before tax from operations (I-II)		(14,867)	(7,428)
Tax expense:			
Current Tax		-	-
Profit/(Loss) for the year from operations		(14,867)	(7,428)
Other Comprehensive Income		-	-
Total other comprehensive income for the year, net of tax		-	-
Total comprehensive income/(loss) for the year, net of tax		(14,867)	(7,428)
Earnings per equity share (computed on the basis of profit/(loss) for the year):	13		
(1) Basic		(0.15)	(0.07)
(2) Diluted		(0.15)	(0.07)
Summary of significant accounting policies	3		

The accompanying notes are an integral part of the financial statements.

As per our report of even date

For MNV & CO.  
Firm Reg. No.: 023682N  
Chartered Accountants

Vikrant Suri  
Partner  
Membership No.: 505887



For and on behalf of the Board of Directors of  
BAILIWICK BUILDERS PRIVATE LIMITED

Sunil Kumar Trar  
Director  
DIN- 03450022

Rohit Mehta  
Director  
DIN-06961182

Place : New Delhi  
Date : 09 May 2018

**BALALAIKA BUILDERS PRIVATE LIMITED**  
**BALANCE SHEET AS AT 31 MARCH 2018**  
(Amount in Rupees, unless otherwise stated)

	Notes	As at 31 March 2018	As at 31 March 2017
<b>ASSETS</b>			
<b>Current assets</b>			
Inventories	4	37,399,828	39,498,447
Financial assets			
Cash and cash equivalents	5	23,584	19,618
Other financial assets	6	32,663,122	9,334,715
Other current assets	7	-	-
<b>Total Assets</b>		<b>70,086,534</b>	<b>48,852,780</b>
<b>EQUITY AND LIABILITIES</b>			
<b>Equity</b>			
Equity share capital	8	100,000	100,000
Other equity	9		
Retained Earnings		(338,571)	(325,054)
<b>Total equity</b>		<b>(238,571)</b>	<b>(225,054)</b>
<b>LIABILITIES</b>			
<b>Current liabilities</b>			
Financial liabilities			
Trade payables	10	5,312	11,450
Other current liabilities	11	70,319,793	49,066,344
<b>Total liabilities</b>		<b>70,325,105</b>	<b>49,077,834</b>
<b>Total Equity and Liabilities</b>		<b>70,086,534</b>	<b>48,852,780</b>

Summary of significant accounting policies

3

The accompanying notes are an integral part of the financial statements.

As per our report of even date

For MNV & CO.  
Firm Reg. No.: 023682N  
Chartered Accountants

Vijayant Suri  
Partner  
Membership No.: 505887



Place: New Delhi  
Date: 9-May-2018

For and on behalf of the Board of Directors of  
BALALAIKA BUILDERS PRIVATE LIMITED

Nishant Sabharwal  
Director  
DIN: 05465426

Chandan Singh  
Director  
DIN: 08129090

Q

**BALALAIKA BUILDERS PRIVATE LIMITED**  
**STATEMENT OF PROFIT AND LOSS FOR THE YEAR ENDED 31 MARCH 2018**  
(Amount in Rupees, unless otherwise stated)

Particulars	Notes	31 March 2018	31 March 2017
Revenue		-	-
Total Income		-	-
<b>EXPENSES</b>			
Other expenses	12	13,428	12,131
Finance costs	13	89	86
Total Expenses		13,517	12,217
Profit/(Loss) before tax		(13,517)	(12,217)
Tax expense:			
Current tax		-	-
Profit/(Loss) for the year from operations		(13,517)	(12,217)
Other Comprehensive Income		-	-
Total other comprehensive income for the year, net of tax		-	-
Total comprehensive income/(loss) for the year, net of tax		(13,517)	(12,217)
Earnings per equity share:	14		
(1) Basic		(1.35)	(1.22)
(2) Diluted		(1.35)	(1.22)

Summary of significant accounting policies

3

The accompanying notes are an integral part of the financial statements.

As per our report of even date


For MNV & CO.  
Firm Reg. No.: 023682N  
Chartered Accountants

  
Nishant Suri  
Partner  
Membership No.: 503887



For and on behalf of the Board of Directors of  
**BALALAIKA BUILDERS PRIVATE LIMITED**

  
Nishant Sabharwal  
Director  
DIN- 03465426

  
Chandan Singh  
Director  
DIN-08129090

Place : New Delhi  
Date : 9-May-2018

**BALLAD CONBUILD PRIVATE LIMITED**  
**BALANCE SHEET AS AT 31 MARCH 2018**  
(Amount in Rupees, unless otherwise stated)

	Notes	As at 31 March 2018	As at 31 March 2017
<b>ASSETS</b>			
<b>Current assets</b>			
Inventories	4	96,323,924	96,323,924
Financial assets			
Cash and cash equivalents	5	27,668	20,697
Other current assets	6	-	-
<b>Total Assets</b>		<b>96,351,592</b>	<b>96,344,621</b>
<b>EQUITY AND LIABILITIES</b>			
<b>Equity</b>			
Equity share capital	7	100,000	100,000
Other equity	8		
Retained Earnings		(523,415)	(437,732)
<b>Total equity</b>		<b>(423,415)</b>	<b>(337,732)</b>
<b>LIABILITIES</b>			
<b>Current liabilities</b>			
Financial liabilities			
Trade payables	9	28,009	26,449
Other current liabilities	10	96,746,998	96,655,904
<b>Total liabilities</b>		<b>96,775,007</b>	<b>96,682,353</b>
<b>Total Equity and Liabilities</b>		<b>96,351,592</b>	<b>96,344,621</b>

Summary of significant accounting policies 3

The accompanying notes are an integral part of the financial statements.

As per our report of even date

For Rajeev & Ajay  
Firm registration No : 009977N  
Chartered Accountants

Rajeev Sabharwal  
Partner  
Membership No. : 084833



For and on behalf of the Board of Directors of  
**BALLAD CONBUILD PRIVATE LIMITED**

Chandan Singh  
Director  
DIN-08129090

Nishant Sabharwal  
Director  
DIN-03465426

Place : New Delhi  
Date : 9 May 2018

**BALLAD CONBUILD PRIVATE LIMITED**  
**STATEMENT OF PROFIT AND LOSS FOR THE YEAR ENDED 31 MARCH 2018**  
(Amount in Rupees, unless otherwise stated)

Particulars	Notes	31 March 2018	31 March 2017
Revenue		-	-
Total Income		-	-
<b>EXPENSES</b>			
Other expenses	11	85,511	11,618
Finance costs	12	172	86
Total Expenses		85,683	11,704
Profit/(Loss) before tax		(85,683)	(11,704)
Tax expense:			
Current tax		-	-
Profit/(Loss) for the year		(85,683)	(11,704)
Other comprehensive income		-	-
Total other comprehensive income for the year, net of tax		-	-
Total comprehensive income/(loss) for the year, net of tax		(85,683)	(11,704)
Earnings per equity share:	13		
(1) Basic		(8.57)	(1.17)
(2) Diluted		(8.57)	(1.17)

Summary of significant accounting policies 3

The accompanying notes are an integral part of the financial statements.

As per our report of even date

For Rajeev & Ajay  
Firm registration No : 009977N  
Chartered Accountants'

Rajeev Sabharwal  
Partner  
Membership No. : 084833



For and on behalf of the Board of Directors of  
**BALLAD CONBUILD PRIVATE LIMITED**

Chandan Singh  
Director  
DIN-08129090

Nishant Sabharwal  
Director  
DIN-03465426

Place : New Delhi  
Date : 9 May 2018



**BHAVISHYA BUILDCON PRIVATE LIMITED**  
**BALANCE SHEET AS AT 31 MARCH 2018**  
(Amount in Rupees, unless otherwise stated)

	Notes	As at 31 March 2018	As at 31 March 2017
<b>ASSETS</b>			
<b>Current assets</b>			
Inventories	4	139,908,372	139,908,372
Financial assets			
Cash and cash equivalents	5	21,425	13,406
Other current assets	6	-	-
<b>Total Assets</b>		<b>139,929,797</b>	<b>139,921,778</b>
<b>EQUITY AND LIABILITIES</b>			
<b>Equity</b>			
Equity share capital	7	1,000,000	1,000,000
Other equity	8	(399,083)	(258,642)
<b>Total equity</b>		<b>600,917</b>	<b>741,358</b>
<b>LIABILITIES</b>			
<b>Current liabilities</b>			
Financial liabilities			
Trade payables	9	40,137	41,797
Other current liabilities	10	139,288,743	139,138,623
Provisions	11	-	-
<b>Total liabilities</b>		<b>139,328,880</b>	<b>139,180,420</b>
<b>Total Equity and Liabilities</b>		<b>139,929,797</b>	<b>139,921,778</b>

Summary of significant accounting policies 3

The accompanying notes are an integral part of the financial statements.

As per our report of even date


For MNV & CO.  
Firm Reg. No.: 023682N  
Chartered Accountants


  
**Vikrant Suri**  
Partner  
Membership No.: 505887



Place : New Delhi  
Date : 9-May-2018

For and on behalf of the Board of Directors of  
**BHAVISHYA BUILDCON PRIVATE LIMITED**

  
**Gaurav Garg**  
Director  
DIN- 07119234

  
**Mahesh Pal Singh**  
Director  
DIN- 07108963

**BHAVISHYA BUILDCON PRIVATE LIMITED**  
**STATEMENT OF PROFIT AND LOSS FOR THE YEAR ENDED 31 MARCH 2018**  
(Amount in Rupees, unless otherwise stated)


Particulars	Notes	31 March 2018	31 March 2017
Revenue		-	-
Total Income		-	-
<b>EXPENSES</b>			
Finance costs	12	289	-
Other expenses	13	140,152	8,645
Total Expenses		140,441	8,645
Profit/(Loss) before tax		(140,441)	(8,645)
Tax expense:			
Current tax		-	-
Profit/(Loss) for the year		(140,441)	(8,645)
Other comprehensive income		-	-
Total other comprehensive income for the year, net of tax		-	-
Total comprehensive income/(loss) for the year, net of tax		(140,441)	(8,645)
Earnings per equity share:	14		
(1) Basic		(1.40)	(0.09)
(2) Diluted		(1.40)	(0.09)

Summary of significant accounting policies 3

The accompanying notes are an integral part of the financial statements.


As per our report of even date


For MNV & CO.  
Firm Reg. No.: 023682N  
Chartered Accountants

  
Vikrant Suri  
Partner  
Membership No.: 505887



For and on behalf of the Board of Directors of  
**BHAVISHYA BUILDCON PRIVATE LIMITED**

  
Gaurav Garg  
Director  
DIN- 07119234

  
Mahesh Pal Singh  
Director  
DIN- 07108963

Place : New Delhi  
Date : 9-May-2018

**Bhavya Conbuild Private Limited**

Balance Sheet as at 31 March 2018

(Amount in Rupees, unless otherwise stated)

	Notes	As at 31 March 2018	As at 31 March 2017
<b>ASSETS</b>			
<b>Current assets</b>			
Cash and cash equivalents	4	18,768	4,672
<b>Total assets</b>		<b>18,768</b>	<b>4,672</b>
<b>EQUITY AND LIABILITIES</b>			
<b>Equity</b>			
Equity share capital	5	100,000	100,000
Other equity	6	(112,912)	(101,785)
<b>Total equity</b>		<b>(12,912)</b>	<b>(1,785)</b>
<b>LIABILITIES</b>			
<b>Current liabilities</b>			
Financial liabilities			
Trade payables	7	5,310	5,750
Other current liabilities	8	26,370	707
<b>Total liabilities</b>		<b>31,680</b>	<b>6,457</b>
<b>Total equity and liabilities</b>		<b>18,768</b>	<b>4,672</b>

Summary of significant accounting policies 3

The accompanying notes are an integral part of the financial statements.

As per our report of even date

For Jain Jindal &amp; Co.

Firm registration No : 025817N

Chartered Accountants

Ankit Jindal

Partner

Membership No. : 504308



Place : Gurugram

Date : 09 MAY 2018

For and on behalf of the Board of Directors of  
Bhavya Conbuild Private Limited

Mandej Soni

Director

DIN-08129479

Rakesh Rockwell

Director

DIN-07119340



**Bhavya Conbuild Private Limited**

Statement of Profit and Loss for the Year ended 31 March 2018

(Amount in Rupees, unless otherwise stated)

	Notes	31 March 2018	31 March 2017
<b>REVENUE</b>			
Revenue from operations		-	-
<b>Total Income</b>		-	-
<b>EXPENSES</b>			
Finance costs	9	89	115
Other expenses	10	11,038	7,005
<b>Total Expenses</b>		<b>11,127</b>	<b>7,120</b>
<b>Profit/(Loss) before tax</b>		<b>(11,127)</b>	<b>(7,120)</b>
Current tax		-	-
<b>Profit/(Loss) for the year</b>		<b>(11,127)</b>	<b>(7,120)</b>
Other comprehensive income		-	-
<b>Total other comprehensive income for the year, net of tax</b>		<b>-</b>	<b>-</b>
<b>Total comprehensive income for the year, net of tax</b>		<b>(11,127)</b>	<b>(7,120)</b>
Earnings per equity share:	11		
Basic (Rs.)		(1.11)	(0.71)
Diluted (Rs.)		(1.11)	(0.71)

Summary of significant accounting policies 3

The accompanying notes are an integral part of the financial statements.

As per our report of even date

For Jain Jindal & Co.  
Firm registration No : 025817N  
Chartered Accountants

  
Amit Jindal  
Partner

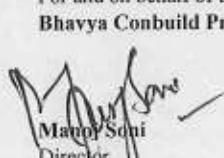
Membership No. : 504308

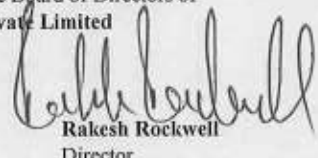


Place : Gurugram

Date : 09 MAY 2018

For and on behalf of the Board of Directors of  
Bhavya Conbuild Private Limited

  
Manoj Soni  
Director  
DIN-08129479

  
Rakesh Rockwell  
Director  
DIN-07119340



**BHUMIKA PROMOTERS PRIVATE LIMITED**  
**BALANCE SHEET AS AT 31 MARCH 2018**  
(Amount in Rupees, unless otherwise stated)

	Notes	As at 31 March 2018	As at 31 March 2017
<b>ASSETS</b>			
<b>Current assets</b>			
Inventories	4	119,863,349	119,863,349
Financial assets			
Cash and cash equivalents	5	18,270	6,115
Other current assets	6	-	-
<b>Total Assets</b>		<b>119,881,619</b>	<b>119,869,464</b>
<b>EQUITY AND LIABILITIES</b>			
<b>Equity</b>			
Equity share capital	7	1,000,000	1,000,000
Other equity	8	(631,174)	(358,553)
<b>Total equity</b>		<b>368,826</b>	<b>641,447</b>
<b>LIABILITIES</b>			
<b>Current liabilities</b>			
Financial liabilities			
Trade payables	9	203,310	5,750
Other current liabilities	10	119,309,483	119,222,267
<b>Total liabilities</b>		<b>119,512,793</b>	<b>119,228,017</b>
<b>Total Equity and Liabilities</b>		<b>119,881,619</b>	<b>119,869,464</b>

Summary of significant accounting policies

3

The accompanying notes are an integral part of the financial statements.

As per our report of even date

For MNV & CO.  
Firm Reg. No.: 023682N  
Chartered Accountants

  
**Vikrant Suri**  
Partner  
Membership No.: 505887



For and on behalf of the Board of Directors of  
**BHUMIKA PROMOTERS PRIVATE LIMITED**

  
**Vazhakkate Radha Krishna**  
Director  
DIN- 05268278

  
**Mahesh Pal Singh**  
Director  
DIN- 07108963

Place : New Delhi  
Date : 9-May-2018



**BHUMIKA PROMOTERS PRIVATE LIMITED**  
**STATEMENT OF PROFIT AND LOSS FOR THE YEAR ENDED 31 MARCH 2018**  
(Amount in Rupees, unless otherwise stated)

Particulars	Notes	31 March 2018	31 March 2017
Revenue		-	-
<b>Total Income</b>		-	-
<b>EXPENSES</b>			
Other expenses	11	272,503	8,440
Finance costs	12	118	115
<b>Total Expenses</b>		272,621	8,555
<b>Profit/(Loss) before tax</b>		(272,621)	(8,555)
<b>Tax expense:</b>			
Current tax		-	-
<b>Profit/(Loss) for the year</b>		(272,621)	(8,555)
Other comprehensive income		-	-
<b>Total other comprehensive income for the year, net of tax</b>		-	-
<b>Total comprehensive income/(loss) for the year, net of tax</b>		(272,621)	(8,555)
<b>Earnings per equity share:</b>	13		
(1) Basic		(2.73)	(0.09)
(2) Diluted		(2.73)	(0.09)
Summary of significant accounting policies	3		

The accompanying notes are an integral part of the financial statements.

As per our report of even date

**For MNV & CO.**  
Firm Reg. No.: 023682N  
Chartered Accountants

**Vikrant Suri**  
Partner  
Membership No.: 505887



For and on behalf of the Board of Directors of  
**BHUMIKA PROMOTERS PRIVATE LIMITED**

**V. Radha Krishna**  
Vazhakkate Radha Krishna  
Director  
DIN- 05268278

**Mahesh Pal Singh**  
Mahesh Pal Singh  
Director  
DIN- 07108963

Place : New Delhi  
Date : 9-May-2018

**BRIJBASI PROJECTS PRIVATE LIMITED**  
**STANDALONE BALANCE SHEET AS AT 31 MARCH 2018**  
(Amount in Rupees, unless otherwise stated)

	Notes	As at 31 March 2018	As at 31 March 2017
<b>ASSETS</b>			
<b>Non-current assets</b>			
Financial Assets			
Investments	4	400,000	400,000
		<u>400,000</u>	<u>400,000</u>
<b>Current assets</b>			
Inventories	5	233,667,590	235,196,594
Financial assets			
Cash and cash equivalents	6	30,476	11,567
Other financial assets	7	24,547,249	24,547,249
Other current assets	8	1,230	13,120
		<u>258,246,545</u>	<u>259,768,530</u>
<b>Total Assets</b>		<u><b>258,646,545</b></u>	<u><b>260,168,530</b></u>
<b>EQUITY AND LIABILITIES</b>			
<b>Equity</b>			
Equity share capital	9	100,000	100,000
Other equity	10	(73,900,435)	(73,887,195)
<b>Total equity</b>		<u><b>(73,800,435)</b></u>	<u><b>(73,787,195)</b></u>
<b>LIABILITIES</b>			
<b>Current liabilities</b>			
Financial liabilities			
Trade payables	11	5,310	11,500
Other current liabilities	12	332,441,670	333,944,225
<b>Total liabilities</b>		<u><b>332,446,980</b></u>	<u><b>333,955,725</b></u>
<b>Total Equity and Liabilities</b>		<u><b>258,646,545</b></u>	<u><b>260,168,530</b></u>
Summary of significant accounting policies	3		

The accompanying notes are an integral part of the financial statements.

As per our report of even date

For MNV & CO.  
Firm Reg. No.: 023682N  
Chartered Accountants

Vikrant Suri  
Partner  
Membership No.: 505887



For and on behalf of the Board of Directors of  
**BRIJBASI PROJECTS PRIVATE LIMITED**

Alok Singh Kushwah  
Director  
DIN- 08129143

Aseem Kalia  
Director  
DIN- 03048820

Place : New Delhi  
Date : 9-May-2018

**BRIJBASI PROJECTS PRIVATE LIMITED**  
**STANDALONE STATEMENT OF PROFIT AND LOSS FOR THE YEAR ENDED 31 MARCH 2018**  
(Amount in Rupees, unless otherwise stated)

Particulars	Notes	31 March 2018	31 March 2017
Other Income	13	591	-
<b>Total Income</b>		<b>591</b>	<b>-</b>
<b>EXPENSES</b>			
Other expenses	14	13,742	8,670
Finance costs	15	89	415
<b>Total Expenses</b>		<b>13,831</b>	<b>9,085</b>
<b>Profit/(Loss) before tax</b>		<b>(13,240)</b>	<b>(9,085)</b>
<b>Tax expense:</b>			
Current tax		-	-
<b>Profit/(Loss) for the year from operations</b>		<b>(13,240)</b>	<b>(9,085)</b>
Other Comprehensive Income		-	-
<b>Total other comprehensive income for the year, net of tax</b>		<b>-</b>	<b>-</b>
<b>Total comprehensive income/(loss) for the year, net of tax</b>		<b>(13,240)</b>	<b>(9,085)</b>
<b>Earnings per equity share:</b>	16		
(1) Basic		(1.32)	(0.91)
(2) Diluted		(1.32)	(0.91)


Summary of significant accounting policies

3

The accompanying notes are an integral part of the financial statements.

As per our report of even date

For MNV & CO.  
Firm Reg. No.: 023682N  
Chartered Accountants



**Vikrant Suri**  
Partner  
Membership No.: 505887



For and on behalf of the Board of Directors of  
**BRIJBASI PROJECTS PRIVATE LIMITED**

  
**Alok Singh Kushwah**  
Director  
DIN- 08129143

  
**Aseem Kalia**  
Director  
DIN- 03048820

Place : New Delhi  
Date : 9-May-2018



**Brilliant Build Tech Private Limited**  
**BALANCE SHEET AS AT 31 MARCH 2018**  
(Amount in Rupees, unless otherwise stated)

	Notes	As at 31 March 2018	As at 31 March 2017
<b>ASSETS</b>			
<b>Non-current assets</b>			
Property, plant and equipment	4	7,448	23,708
Investment property	5	74,309,541	75,590,961
		<u>74,316,989</u>	<u>75,614,669</u>
<b>Current assets</b>			
Inventories	6	103,132,832	103,132,832
Financial assets			
Cash and cash equivalents	7	2,087,831	4,222,682
Other financial assets	8	40,378,049	19,763,037
Other current assets	9	1,565,895	161,617
		<u>147,164,607</u>	<u>127,280,168</u>
<b>Total Assets</b>		<u><b>221,481,596</b></u>	<u><b>202,894,837</b></u>
<b>EQUITY AND LIABILITIES</b>			
<b>Equity</b>			
Equity share capital	10	100,000	100,000
Other equity			
Retained earnings	11	(146,484,288)	(157,730,362)
<b>Total equity</b>		<u>(146,384,288)</u>	<u>(157,630,362)</u>
<b>Current liabilities</b>			
Financial liabilities			
Borrowings	12	350,319,894	345,077,172
Trade payables	13	7,606,957	6,267,598
Other financial liabilities	14	5,320,693	5,124,820
Other current liabilities	15	4,618,340	3,705,632
Provisions	16	-	349,977
<b>Total liabilities</b>		<u><b>367,865,884</b></u>	<u><b>360,525,199</b></u>
<b>Total Equity and Liabilities</b>		<u><b>221,481,596</b></u>	<u><b>202,894,837</b></u>
Summary of significant accounting policies	3		

The accompanying notes are an integral part of the financial statements.

As per our report of even date

For Rajeev & Aja  
Firm registration No. 009977N  
Chartered Accountants

  
Rajeev Sabharwal  
Partner  
Membership No.:084833

Place : New Delhi  
Date : 9 May 2018

For and on behalf of the Board of Directors of  
**Brilliant Build Tech Private Limited**

  
Jai Vikas Verma  
Director  
DIN-07560019

  
Manoj Soni  
Director  
DIN-08129479

**Brilliant Build Tech Private Limited**  
**STATEMENT OF PROFIT AND LOSS FOR THE YEAR ENDED 31 MARCH 2018**  
(Amount in Rupees, unless otherwise stated)

Particulars	Notes	31 March 2018	31 March 2017
Revenue from operations	17	44,766,650	42,259,888
Other income	18	1,822,492	174,546
<b>Total Income</b>		<b>46,589,142</b>	<b>42,434,434</b>
<b>EXPENSES</b>			
Depreciation and amortization expense	19	1,297,680	1,299,448
Finance costs	20	336,158	176,482
Other expenses	21	34,006,695	33,612,424
<b>Total Expenses</b>		<b>35,640,533</b>	<b>35,088,354</b>
<b>Profit/(loss) before tax from continuing operations</b>		<b>10,948,609</b>	<b>7,346,080</b>
<b>Tax expense:</b>			
Current tax (including MAT tax of Rs. 3,735,074 for the financial year 2017-18)		(297,465)	1,262,200
<b>Profit for the year from continuing operations</b>		<b>11,246,074</b>	<b>6,083,880</b>
Other comprehensive income		-	-
<b>Total other comprehensive income for the year, net of tax</b>		<b>-</b>	<b>-</b>
<b>Total comprehensive income for the year, net of tax</b>		<b>11,246,074</b>	<b>6,083,880</b>
Earnings per equity share (computed on the basis of profit for the year):	22		
(1) Basic		1,124.61	608.39
(2) Diluted		1,124.61	608.39
Summary of significant accounting policies	3		

The accompanying notes are an integral part of the financial statements.

As per our report of even date

For Rajeev & Ajay  
Firm registration No. 009977N  
Chartered Accountants  
  
Rajeev Sabharwal  
Partner  
Membership No. 084833

For and on behalf of the Board of Directors of  
**Brilliant Build Tech Private Limited**

  
Jaipal Vikas Verma  
Director  
DIN-07560019

  
Manoj Soni  
Director  
DIN-08129479

Place : New Delhi  
Date : 9 May 2018

**CALYPSO PROPERTIES PRIVATE LIMITED**  
**BALANCE SHEET AS AT 31 MARCH 2018**  
(Amount in Rupees, unless otherwise stated)

	Notes	31 March 2018	31 March 2017
<b>ASSETS</b>			
<b>Current assets</b>			
Inventories	4	35,749,950	35,749,950
Financial assets			
Cash and cash equivalents	5	31,954	5,889,898
Other current assets	6	3,557,500	3,557,500
<b>Total assets</b>		<b>39,339,404</b>	<b>45,197,348</b>
<b>EQUITY AND LIABILITIES</b>			
<b>Equity</b>			
Equity share capital	7	100,000	100,000
Other equity	8	(169,369)	(160,283)
<b>Total equity</b>		<b>(69,369)</b>	<b>(60,283)</b>
<b>LIABILITIES</b>			
<b>Current liabilities</b>			
Financial liabilities			
Trade payables	9	32,393,109	38,263,804
Other financial liabilities	10	6,463,275	6,463,275
Other current liabilities	11	552,389	530,552
<b>Total liabilities</b>		<b>39,408,773</b>	<b>45,257,631</b>
<b>Total equity and liabilities</b>		<b>39,339,404</b>	<b>45,197,348</b>

Summary of significant accounting policies

3

The accompanying notes are an integral part of the financial statements.

As per our report of even date

For Sanjay Rastogi & Associates  
Firm registration No : 014056N  
Chartered Accountants

CA Sanjay Rastogi  
Proprietor  
Membership No. : 075033

Place : New Delhi  
Date : 09.05.2018



For and on behalf of the Board of Directors of  
**CALYPSO PROPERTIES PRIVATE LIMITED**

Jibran Khalid Masood  
Director  
Din-08129167

Alok Singh Kushwah  
Director  
DIN-08129143

0

**CALYPSO PROPERTIES PRIVATE LIMITED**  
**STATEMENT OF PROFIT AND LOSS FOR THE YEAR ENDED 31 MARCH 2018**  
(Amount in Rupees, unless otherwise stated)

Particulars	Notes	31 March 2018	31 March 2017
Revenue		-	-
Total Income		-	-
<b>EXPENSES</b>			
Finance costs	12	10	679
Other expenses	13	9,076	7,028
Total Expenses		9,086	7,707
Loss before tax		(9,086)	(7,707)
Current tax		-	-
Loss for the year		(9,086)	(7,707)
Other comprehensive income		-	-
Total other comprehensive income for the year, net of tax		-	-
Total comprehensive income for the year, net of tax		(9,086)	(7,707)
Earnings per equity share:	14		
Basic (Rs.)		(0.91)	(0.77)
Diluted (Rs.)		(0.91)	(0.77)

Summary of significant accounting policies 3

The accompanying notes are an integral part of the financial statements.

As per our report of even date

For Sanjay Rastogi & Associates  
Firm registration No : 014056N  
Chartered Accountants

CA Sanjay Rastogi  
Proprietor  
Membership No. : 075033



Place : New Delhi  
Date : 09.05.2018

For and on behalf of the Board of Directors of  
**CALYPSO PROPERTIES PRIVATE LIMITED**

*Jibran Khalid Masood*

Jibran Khalid Masood  
Director  
Din-08129167

*Alok Singh Kushwah*

Alok Singh Kushwah  
Director  
DIN-08129143

**CAMAREDERIE PROPERTIES PRIVATE LIMITED**  
**STANDALONE BALANCE SHEET AS AT 31 MARCH 2018**  
(Amount in Rupees, unless otherwise stated)

	Notes	As at 31 March 2018	As at 31 March 2017
<b>ASSETS</b>			
<b>Non-current assets</b>			
Financial Assets			
Investments	4	3,502,750	3,502,750
		<u>3,502,750</u>	<u>3,502,750</u>
<b>Current assets</b>			
Inventories	5	63,848,895	64,480,918
Financial assets			
Cash and cash equivalents	6	14,982	19,483
Other financial assets	7	16,310,641	11,830,259
Other current assets	8	23,522	-
		<u>80,198,040</u>	<u>76,330,660</u>
<b>Total Assets</b>		<u><b>83,700,790</b></u>	<u><b>79,833,410</b></u>
<b>EQUITY AND LIABILITIES</b>			
<b>Equity</b>			
Equity share capital	9	100,000	100,000
Other equity	10	4,149,334	4,329,484
<b>Total equity</b>		<u><b>4,249,334</b></u>	<u><b>4,429,484</b></u>
<b>LIABILITIES</b>			
<b>Current liabilities</b>			
Financial liabilities			
Trade payables	11	5,309	11,499
Other financial liabilities	12	100,000	100,000
Other current liabilities	13	79,346,147	74,701,327
Provisions	14	-	591,100
<b>Total liabilities</b>		<u><b>79,451,456</b></u>	<u><b>75,403,926</b></u>
<b>Total Equity and Liabilities</b>		<u><b>83,700,790</b></u>	<u><b>79,833,410</b></u>

Summary of significant accounting policies 3

The accompanying notes are an integral part of the financial statements.

As per our report of even date

For MNV & CO.  
Firm Reg. No.: 023682N  
Chartered Accountants

Vijayant Suri  
Partner  
Membership No.: 505887

Place : New Delhi  
Date : 9 May 2018

For and on behalf of the Board of Directors of  
**CAMAREDERIE PROPERTIES PRIVATE LIMITED**

Kamal Malik  
Director  
DIN- 08129137

Chandan Singh  
Director  
DIN- 08129090

**CAMAREDERIE PROPERTIES PRIVATE LIMITED**  
**STANDALONE STATEMENT OF PROFIT AND LOSS FOR THE YEAR ENDED 31 MARCH 2018**  
(Amount in Rupees, unless otherwise stated)


Particulars	Notes	31 March 2018	31 March 2017
Other Income	15	-	12,715,924
Total Income		-	12,715,924
<b>EXPENSES</b>			
Other expenses	16	7,818	7,441
Finance costs	17	172,332	86
Total Expenses		180,150	7,527
Profit/(Loss) before tax		(180,150)	12,708,397
Tax expense:			
Current tax		-	2,591,100
Profit/(Loss) for the year		(180,150)	10,117,297
Other comprehensive income		-	-
Total other comprehensive income for the year, net of tax		-	-
Total comprehensive income/(loss) for the year, net of tax		(180,150)	10,117,297
Earnings per equity share:	18		
(1) Basic		(18.02)	1,011.73
(2) Diluted		(18.02)	1,011.73

Summary of significant accounting policies 3

The accompanying notes are an integral part of the financial statements.


As per our report of even date

For MNV & CO.  
Firm Reg. No.: 023682N  
Chartered Accountants

  
Vikrant Suri  
Partner  
Membership No.: 505887

For and on behalf of the Board of Directors of  
**CAMAREDERIE PROPERTIES PRIVATE LIMITED**

  
Kamal Malik  
Director  
DIN- 08129137

  
Chandan Singh  
Director  
DIN- 08129090

Place : New Delhi  
Date : 9 May 2018

**CAMELLIA PROPERTIES PRIVATE LIMITED**  
**BALANCE SHEET AS AT 31 MARCH 2018**  
(Amount in Rupees, unless otherwise stated)

	Notes	31 March 2018	31 March 2017
<b>ASSETS</b>			
<b>Current assets</b>			
Financial assets			
Cash and cash equivalents	4	28,711	12,702
Other current assets	5	-	3,690
<b>Total Assets</b>		<b>28,711</b>	<b>16,392</b>
<b>EQUITY AND LIABILITIES</b>			
<b>Equity</b>			
Equity share capital	6	100,000	100,000
Other equity	7	(2,226,005)	(2,213,680)
<b>Total equity</b>		<b>(2,126,005)</b>	<b>(2,113,680)</b>
<b>LIABILITIES</b>			
<b>Current liabilities</b>			
Financial liabilities			
Trade payables	8	5,310	5,750
Other current liabilities	9	2,149,406	2,124,322
<b>Total liabilities</b>		<b>2,154,716</b>	<b>2,130,072</b>
<b>Total equity and liabilities</b>		<b>28,711</b>	<b>16,392</b>
Summary of significant accounting policies	3		

The accompanying notes are an integral part of the financial statements.

**As per our report of even date**

**For Sanjay Rastogi & Associates**  
Firm registration No : 014056N  
Chartered Accountants,

**CA Sanjay Rastogi**  
Proprietor  
Membership No. : 075033

Place : New Delhi  
Date : 09.05.2018



For and on behalf of the Board of Directors of  
**CAMELLIA PROPERTIES PRIVATE LIMITED**

**Shishir Lal**  
Director  
DIN-02210170

**Jibran Khalid Masood**  
Director  
DIN-08129167




**CAMELLIA PROPERTIES PRIVATE LIMITED**  
**STATEMENT OF PROFIT AND LOSS FOR THE YEAR ENDED 31 MARCH 2018**  
(Amount in Rupees, unless otherwise stated)

Particulars	Notes	31 March 2018	31 March 2017
Revenue		-	-
<b>Total income</b>		-	-
<b>Expenses</b>			
Finance costs	10	91	115
Other expenses	11	12,234	6,698
<b>Total Expenses</b>		12,325	6,813
<b>Loss before tax from continuing operations</b>		(12,325)	(6,813)
<b>Tax expense:</b>			
Current tax		-	-
<b>Loss for the year from continuing operations</b>		(12,325)	(6,813)
Other comprehensive income		-	-
<b>Total other comprehensive loss for the year, net of tax</b>		-	-
<b>Total comprehensive income for the year, net of tax</b>		(12,325)	(6,813)
Earnings per equity share:	12		
Basic (Rs.)		(1.23)	(0.68)
Diluted (Rs.)		(1.23)	(0.68)
Summary of significant accounting policies	3		

The accompanying notes are an integral part of the financial statements.

As per our report of even date

**For Sanjay Rastogi & Associates**  
Firm registration No : 014056N  
Chartered Accountants




**CA Sanjay Rastogi**  
Proprietor  
Membership No. : 075033



Place : New Delhi  
Date : 09.05.2018

For and on behalf of the Board of Directors of  
**CAMELLIA PROPERTIES PRIVATE LIMITED**

  
**Shishir Lal**  
Director  
DIN-02210170

  
**Jibran Khalid Masood**  
Director  
DIN-08129167



**CAPEX PROJECTS PRIVATE LIMITED**  
**BALANCE SHEET AS AT 31 MARCH 2018**  
(Amount in Rupees, unless otherwise stated)

	Notes	31 March 2018	31 March 2017
<b>ASSETS</b>			
<b>Current assets</b>			
Inventories	4	93,564,709	93,564,709
Financial assets			
Cash and cash equivalents	5	54,391	12,655
Other financial assets	6	2,882,213	9,144,882
Other current assets	7	447,002	34,547
<b>Total Assets</b>		<b>96,948,315</b>	<b>102,756,793</b>
<b>EQUITY AND LIABILITIES</b>			
<b>Equity</b>			
Equity share capital	8	100,000	100,000
Other equity	9		
Retained Earnings		(9,864,400)	(9,853,146)
<b>Total equity</b>		<b>(9,764,400)</b>	<b>(9,753,146)</b>
<b>LIABILITIES</b>			
<b>Current liabilities</b>			
Financial liabilities			
Trade payables	10	5,310	5,750
Other current liabilities	11	106,707,405	112,504,189
<b>Total liabilities</b>		<b>106,712,715</b>	<b>112,509,939</b>
<b>Total Equity and Liabilities</b>		<b>96,948,315</b>	<b>102,756,793</b>
Summary of significant accounting policies	3		

The accompanying notes are an integral part of the financial statements.

As per our report of even date

For MNV & CO.  
Firm Reg. No.: 023682N  
Chartered Accountants

Vijayant Suri  
Partner  
Membership No.: 505887



For and on behalf of the Board of Directors of  
**CAPEX PROJECTS PRIVATE LIMITED**

Chandan Singh  
Director  
DIN- 08129090

Anil Kumar Beniwal  
Director  
DIN- 08129129

Place : New Delhi  
Date : 09 May 2018

**CAPEX PROJECTS PRIVATE LIMITED**  
**STATEMENT OF PROFIT AND LOSS FOR THE YEAR ENDED 31 MARCH 2018**  
(Amount in Rupees, unless otherwise stated)

Particulars	Notes	31 March 2018	31 March 2017
<b>Income</b>			
Other income	12	1,553	-
<b>Total Income</b>		<u>1,553</u>	<u>-</u>
<b>Expenses</b>			
Finance costs	13	106	22,445
Other expenses	14	12,701	144
<b>Total Expenses</b>		<u>12,807</u>	<u>22,589</u>
<b>Profit/(Loss) before tax from operations</b>		<u>(11,254)</u>	<u>(22,589)</u>
<b>Tax expense:</b>			
Current tax		-	-
<b>Profit/(Loss) for the year from operations</b>		<u>(11,254)</u>	<u>(22,589)</u>
<b>Other Comprehensive Income</b>		-	-
<b>Total other comprehensive income for the year, net of tax</b>		<u>-</u>	<u>-</u>
<b>Total comprehensive income/(Loss) for the year, net of tax</b>		<u>(11,254)</u>	<u>(22,589)</u>
<b>Earnings per equity share:</b>	15		
(1) Basic (Rs.)		(1.13)	(2.26)
(2) Diluted (Rs.)		(1.13)	(2.26)

Summary of significant accounting policies 3

The accompanying notes are an integral part of the financial statements..

As per our report of even date


For MNV & CO.  
Firm Reg. No.: 023682N  
Chartered Accountants

  
Vikrant Suri  
Partner  
Membership No.: 505887



For and on behalf of the Board of Directors of  
**CAPEX PROJECTS PRIVATE LIMITED**

  
Chandan Singh  
Director  
DIN- 08129090

  
Anil Kumar Beniwal  
Director  
DIN- 08129129

Place : New Delhi  
Date : 09 May 2018

**CASING PROPERTIES PRIVATE LIMITED**  
**BALANCE SHEET AS AT 31 MARCH 2018**  
(Amount in Rupees, unless otherwise stated)

	Notes	As at 31 March 2018	As at 31 March 2017
<b>ASSETS</b>			
<b>Current assets</b>			
Inventories	4	30,213,215	42,696,058
Financial assets			
Cash and cash equivalents	5	106,454	3,216
Other financial assets	6	4,465,723	4,465,723
Other current assets	7	-	84,262
<b>Total Assets</b>		<b>34,785,392</b>	<b>47,249,259</b>
<b>EQUITY AND LIABILITIES</b>			
<b>Equity</b>			
Equity share capital	8	100,000	100,000
Other equity	9	(1,898,216)	(1,890,782)
<b>Total equity</b>		<b>(1,798,216)</b>	<b>(1,790,782)</b>
<b>LIABILITIES</b>			
<b>Current liabilities</b>			
Financial liabilities			
Trade payables	10	5,310	5,750
Other current liabilities	11	36,578,298	49,034,290
<b>Total liabilities</b>		<b>36,583,608</b>	<b>49,040,040</b>
<b>Total Equity and Liabilities</b>		<b>34,785,392</b>	<b>47,249,259</b>
Summary of significant accounting policies	3		

The accompanying notes are an integral part of the financial statements.

As per our report of even date

For Rajeev & Ajay  
Firm registration No : 009977N  
Chartered Accountants

Rajeev Sabharwal  
Partner  
Membership No. : 084833



Place : New Delhi  
Date : 9 May 2018

For and on behalf of the Board of Directors of  
**CASING PROPERTIES PRIVATE LIMITED**

*Akshat*

Akshat Maheshwari  
Director  
DIN-07504909

*Chandra*

Chandra Shekher Joshi  
Director  
DIN-07099624

*[Signature]*

**CASING PROPERTIES PRIVATE LIMITED**  
**STATEMENT OF PROFIT AND LOSS FOR THE YEAR ENDED 31 MARCH 2018**  
**(Amount in Rupees, unless otherwise stated)**

Particulars	Notes	31 March 2018	31 March 2017
Other income	12	4,628	-
<b>Total Income</b>		<b>4,628</b>	<b>-</b>
<b>EXPENSES</b>			
Other expenses	13	11,974	8,338
Finance costs	14	89	282
<b>Total Expenses</b>		<b>12,063</b>	<b>8,620</b>
<b>Profit/(Loss) before tax</b>		<b>(7,435)</b>	<b>(8,620)</b>
Current tax		-	-
<b>Profit/(Loss) for the year</b>		<b>(7,435)</b>	<b>(8,620)</b>
Other comprehensive income		-	-
<b>Total other comprehensive income for the year, net of tax</b>		<b>-</b>	<b>-</b>
<b>Total comprehensive income/(loss) for the year, net of tax</b>		<b>(7,435)</b>	<b>(8,620)</b>
<b>Earnings per equity share:</b>	15		
(1) Basic (Rs.)		(0.74)	(0.86)
(2) Diluted (Rs.)		(0.74)	(0.86)

Summary of significant accounting policies 3

The accompanying notes are an integral part of the financial statements.

As per our report of even date

For Rajeev & Ajay


Firm registration No : 009977/N

Chartered Accountants

Rajeev Sabharwal

Partner

Membership No. : 084833



For and on behalf of the Board of Directors of  
**CASING PROPERTIES PRIVATE LIMITED**

*Akshat*

Akshat Maheshwari

Director

DIN-07504909

*Chandra*

Chandra Shekher Joshi

Director

DIN-07099624

Place : New Delhi

Date : 9 May 2018

**CASSOCK PROPERTIES PRIVATE LIMITED**  
**BALANCE SHEET AS AT 31 MARCH 2018**  
(Amount in Rupees, unless otherwise stated)

	Notes	As at 31 March 2018	As at 31 March 2017
<b>ASSETS</b>			
<b>Current assets</b>			
Inventories	4	28,750,621	28,759,893
Financial assets			
Cash and cash equivalents	5	844	4,845
Other financial assets	6	11,422	11,422
Other current assets	7	-	-
<b>Total Assets</b>		<b>28,762,887</b>	<b>28,776,160</b>
<b>EQUITY AND LIABILITIES</b>			
<b>Equity</b>			
Equity share capital	8	100,000	100,000
Other equity	9	(357,218)	(330,989)
<b>Total equity</b>		<b>(257,218)</b>	<b>(230,989)</b>
<b>LIABILITIES</b>			
<b>Current liabilities</b>			
Financial liabilities			
Trade payables	10	5,310	5,750
Other current liabilities	11	29,014,795	29,001,399
<b>Total liabilities</b>		<b>29,020,105</b>	<b>29,007,149</b>
<b>Total Equity and Liabilities</b>		<b>28,762,887</b>	<b>28,776,160</b>


Summary of significant accounting policies 3

The accompanying notes are an integral part of the financial statements.

As per our report of even date

For Rajeev & Ajay  
Firm registration No : 009977N  
Chartered Accountants

Rajeev Sabharwal  
Partner  
Membership No. : 084833



For and on behalf of the Board of Directors of  
**CASSOCK PROPERTIES PRIVATE LIMITED**

  
**Ranjit Sarkar**  
Director  
DIN-06785561

  
**Chandan Singh**  
Director  
DIN-08129090

Place : New Delhi  
Date : 9 May 2018



**CASSOCK PROPERTIES PRIVATE LIMITED**  
**STATEMENT OF PROFIT AND LOSS FOR THE YEAR ENDED 31 MARCH 2018**  
(Amount in Rupees, unless otherwise stated)

	Notes	31 March 2018	31 March 2017
Revenue		-	-
<b>Total Income</b>		-	-
<b>EXPENSES</b>			
Other expenses	12	26,140	10,080
Finance costs	13	89	115
<b>Total Expenses</b>		<b>26,229</b>	<b>10,195</b>
<b>Profit/(Loss) before tax</b>		<b>(26,229)</b>	<b>(10,195)</b>
Current tax		-	-
<b>Profit/(Loss) for the year</b>		<b>(26,229)</b>	<b>(10,195)</b>
Other comprehensive income		-	-
<b>Total other comprehensive income for the year, net of tax</b>		-	-
<b>Total comprehensive income/(loss) for the year, net of tax</b>		<b>(26,229)</b>	<b>(10,195)</b>
<b>Earnings per equity share:</b>	14		
Basic (Rs.)		(2.62)	(1.02)
Diluted (Rs.)		(2.62)	(1.02)

Summary of significant accounting policies 3

The accompanying notes are an integral part of the financial statements.

As per our report of even date

For Rajeev & Ajay  
Firm registration No : 009977N  
Chartered Accountants

Rajeev Sabharwal  
Partner  
Membership No. : 084833



For and on behalf of the Board of Directors of  
**CASSOCK PROPERTIES PRIVATE LIMITED**

*Ranjit Sarkar*  
Ranjit Sarkar  
Director  
DIN-06785561

*Chandan Singh*  
Chandan Singh  
Director  
DIN-08129090

Place : New Delhi  
Date : 9 May 2018

**CATS EYE PROPERTIES PRIVATE LIMITED**  
**BALANCE SHEET AS AT 31 MARCH 2018**  
(Amount in Rupees, unless otherwise stated)

	Notes	31 March 2018	31 March 2017
<b>ASSETS</b>			
<b>Current assets</b>			
Inventories	4	98,932,686	98,932,686
Financial assets			
Cash and cash equivalents	5	18,875	3,254
Other current assets	6	-	-
<b>Total Assets</b>		<b>98,951,561</b>	<b>98,935,940</b>
<b>EQUITY AND LIABILITIES</b>			
<b>Equity</b>			
Equity share capital	7	100,000	100,000.00
Other equity	8		
Retained Earnings		3,825,562	3,844,359
<b>Total equity</b>		<b>3,925,562</b>	<b>3,944,359</b>
<b>LIABILITIES</b>			
<b>Current liabilities</b>			
Financial liabilities			
Trade payables	9	13,411	11,451
Other current liabilities	10	95,012,588	94,980,130
<b>Total liabilities</b>		<b>95,025,999</b>	<b>94,991,581</b>
<b>Total Equity and Liabilities</b>		<b>98,951,561</b>	<b>98,935,940</b>

Summary of significant accounting policies 3

The accompanying notes are an integral part of the financial statements.

As per our report of even date

For MNV & CO.  
Firm Reg. No.: 023682N  
Chartered Accountants

Vikrant Suri  
Partner  
Membership No.: 505887



For and on behalf of the Board of Directors of  
**CATS EYE PROPERTIES PRIVATE LIMITED**

Kamal Malik  
Director  
DIN- 08129137

Rohit Mehta  
Director  
DIN- 06961182

Place : New Delhi  
Date : 09 May 2018

**CATS EYE PROPERTIES PRIVATE LIMITED**  
**STATEMENT OF PROFIT AND LOSS FOR THE YEAR ENDED 31 MARCH 2018**  
(Amount in Rupees, unless otherwise stated)


Particulars	Notes	31 March 2018	31 March 2017
Revenue		-	-
Total income		-	-
<b>EXPENSES</b>			
Finance costs	11	779	115
Other expenses	12	18,018	7,622
Total expenses		18,797	7,737
Profit/(Loss) before tax from operations		(18,797)	(7,737)
Tax expense:			
Current tax		-	-
Profit/(Loss) for the year from operations		(18,797)	(7,737)
Other comprehensive income		-	-
Total other comprehensive income for the year, net of tax		-	-
Total comprehensive income for the year, net of tax		(18,797)	(7,737)
Earnings per equity share:	13		
(1) Basic (Rs.)		(1.88)	(0.77)
(2) Diluted (Rs.)		(1.88)	(0.77)

Summary of significant accounting policies 3

The accompanying notes are an integral part of the financial statements.

As per our report of even date

For MNV & CO.  
Firm Reg. No.: 023682N  
Chartered Accountants

  
Vilant Suri  
Partner  
Membership No.: 505887



For and on behalf of the Board of Directors of  
**CATS EYE PROPERTIES PRIVATE LIMITED**

  
Kamal Malik  
Director  
DIN- 08129137

  
Rohit Mehta  
Director  
DIN- 06961182

Place : New Delhi  
Date : 09 May 2018



**CHARBHUJA PROPERTIES PRIVATE LIMITED**  
**BALANCE SHEET AS AT 31 MARCH 2018**  
(Amount in Rupees, unless otherwise stated)

	Notes	31 March 2018	31 March 2017
<b>ASSETS</b>			
<b>Current assets</b>			
Inventories	4	813,743,382	813,743,382
Financial assets			
Cash and cash equivalents	5	22,543	11,289
Other current assets	6	-	-
<b>Total Assets</b>		<b>813,765,925</b>	<b>813,754,671</b>
<b>EQUITY AND LIABILITIES</b>			
<b>Equity</b>			
Equity share capital	7	100,000	100,000
Other equity	8	983,095	977,702
<b>Total equity</b>		<b>1,083,095</b>	<b>1,077,702</b>
<b>LIABILITIES</b>			
<b>Current liabilities</b>			
Financial liabilities			
Trade payables	9	5,310	11,450
Other current liabilities	10	812,676,250	812,665,519
Provisions	11	1,270	-
<b>Total liabilities</b>		<b>812,682,830</b>	<b>812,676,969</b>
<b>Total Equity and Liabilities</b>		<b>813,765,925</b>	<b>813,754,671</b>

Summary of significant accounting policies

3

The accompanying notes are an integral part of the financial statements.

As per our report of even date

For MNV & CO.  
Firm Reg. No.: 023682N  
Chartered Accountants

Vijant Suri  
Partner  
Membership No.: 505887



Place : New Delhi  
Date : 09 May 2018

For and on behalf of the Board of Directors of  
Charbhuj Properties Private Limited

Chandra Shekher Joshi  
Director  
DIN-07699624

Assem Kalia  
Director  
DIN-03048820

*(Signature)*

CHARBHUJA PROPERTIES PRIVATE LIMITED  
STATEMENT OF PROFIT AND LOSS FOR THE YEAR ENDED 31 MARCH 2018  
(Amount in Rupees, unless otherwise stated)

Particulars	Notes	31 March 2018	31 March 2017
Revenue from operations	12	22,500	-
<b>Total Income</b>		<b>22,500</b>	<b>-</b>
Expenses			
Finance costs	13	1,472	115
Other expenses	14	14,365	8,851
<b>Total Expenses</b>		<b>15,837</b>	<b>8,966</b>
<b>Profit/(Loss) before tax from operations</b>		<b>6,663</b>	<b>(8,966)</b>
Tax expense:			
Current tax		1,270	-
<b>Profit/(Loss) for the year from operations</b>		<b>5,393</b>	<b>(8,966)</b>
Other comprehensive income		-	-
<b>Total other comprehensive income/(loss) for the year, net of tax</b>		<b>-</b>	<b>-</b>
<b>Total comprehensive income for the year, net of tax</b>		<b>5,393</b>	<b>(8,966)</b>
Earnings per equity share:	15		
(1) Basic (Rs.)		0.54	(0.90)
(2) Diluted (Rs.)		0.54	(0.90)

Summary of significant accounting policies

3

The accompanying notes are an integral part of the financial statements.

As per our report of even date

For MNV & CO.  
Firm Reg. No.: 023682N  
Chartered Accountants

Vikram Suri  
Partner  
Membership No.: 505887



For and on behalf of the Board of Directors of  
Charbhuj Properties Private Limited

Chandra Shekher Joshi  
Director  
DIN-07099624

Assem Kalra  
Director  
DIN-03048820

Place : New Delhi  
Date : 09 May 2018

**CHARISMATIC REALTORS PRIVATE LIMITED**  
**BALANCE SHEET AS AT 31 MARCH 2018**  
(Amount in Rupees, unless otherwise stated)

	Notes	31 March 2018	31 March 2017
<b>ASSETS</b>			
<b>Current assets</b>			
Inventories	4	18,814,000	18,814,000
Financial assets			
Cash and cash equivalents	5	17,534	3,847
Other current assets	6	714	714
<b>Total Assets</b>		<b>18,832,248</b>	<b>18,818,561</b>
<b>EQUITY AND LIABILITIES</b>			
<b>Equity</b>			
Equity share capital	7	100,000	100,000
Other equity	8	1,203,660	1,218,595
<b>Total equity</b>		<b>1,303,660</b>	<b>1,318,595</b>
<b>LIABILITIES</b>			
<b>Current liabilities</b>			
Financial liabilities			
Trade payables	9	5,310	11,450
Other current liabilities	10	17,523,278	17,488,516
<b>Total liabilities</b>		<b>17,528,588</b>	<b>17,499,966</b>
<b>Total Equity and Liabilities</b>		<b>18,832,248</b>	<b>18,818,561</b>
Summary of significant accounting policies	3		

The accompanying notes are an integral part of the financial statements.

As per our report of even date

For MNV & CO.  
Firm Reg. No.: 023682N  
Chartered Accountants

Vikrant Suri  
Partner  
Membership No.: 505887



For and on behalf of the Board of Directors of  
**CHARISMATIC REALTORS PRIVATE LIMITED**

*Ravi Sinha*  
Ravi Sinha  
Director  
DIN- 00457329

*Pankaj Kishore Chaturvedi*  
Pankaj Kishore Chaturvedi  
Director  
DIN- 07119298

Place : New Delhi  
Date : 09 May 2018

**CHARISMATIC REALTORS PRIVATE LIMITED**  
**STATEMENT OF PROFIT AND LOSS FOR THE YEAR ENDED 31 MARCH 2018**  
(Amount in Rupees, unless otherwise stated)

Particulars	Notes	31 March 2018	31 March 2017
Revenue		-	-
<b>Total Income</b>		-	-
Expenses			
Finance costs	11	779	115
Other expenses	12	14,157	7,724
<b>Total Expenses</b>		14,935	7,839
<b>Profit/(Loss) before tax from operations</b>		(14,935)	(7,839)
Tax expense:			
Current tax		-	2,058
<b>Profit/(Loss) for the year from operations</b>		(14,935)	(9,897)
Other comprehensive income		-	-
<b>Total other comprehensive income for the year, net of tax</b>		-	-
<b>Total comprehensive income/(loss) for the year, net of tax</b>		(14,935)	(9,897)
Earnings per equity share:	13		
(1) Basic (Rs.)		(1.49)	(0.99)
(2) Diluted (Rs.)		(1.49)	(0.99)

Summary of significant accounting policies

3

The accompanying notes are an integral part of the financial statements.

As per our report of even date

For MNV & CO.  
Firm Reg. No.: 023682N  
Chartered Accountants

Vikrant Suri  
Partner  
Membership No.: 505887



For and on behalf of the Board of Directors of  
**CHARISMATIC REALTORS PRIVATE LIMITED**

*Ravi Sinha*  
Ravi Sinha  
Director  
DIN- 00457329

*Pankaj Kishore Chaturvedi*  
Pankaj Kishore Chaturvedi  
Director  
DIN- 07119298

Place : New Delhi  
Date : 09 May 2018

**CHHAVI BUILDTECH PRIVATE LIMITED**  
**BALANCE SHEET AS AT 31 MARCH 2018**  
(Amount in Rupees, unless otherwise stated)

	Notes	As at 31 March 2018	As at 31 March 2017
<b>ASSETS</b>			
<b>Current assets</b>			
Inventories	4	295,389,063	309,605,063
<b>Financial assets</b>			
Cash and cash equivalents	5	19,974	3,911
Other financial assets	6	32,512,837	44,705,151
Other current assets	7	-	118,160
<b>Total Assets</b>		<b>327,921,874</b>	<b>354,432,285</b>
<b>EQUITY AND LIABILITIES</b>			
<b>Equity</b>			
Equity share capital	8	100,000	100,000
Other equity	9		
Retained Earnings		(2,996,919)	(2,845,982)
<b>Total equity</b>		<b>(2,896,919)</b>	<b>(2,745,982)</b>
<b>LIABILITIES</b>			
<b>Current liabilities</b>			
<b>Financial liabilities</b>			
Trade payables	10	5,310	5,750
Other current liabilities	11	330,813,483	357,172,517
<b>Total liabilities</b>		<b>330,818,793</b>	<b>357,178,267</b>
<b>Total Equity and Liabilities</b>		<b>327,921,874</b>	<b>354,432,285</b>
Summary of significant accounting policies	3		

The accompanying notes are an integral part of the financial statements.

As per our report of even date

For Rajeev & Ajay  
Firm registration No : 009977N  
Chartered Accountants

Rajeev Sabharwal  
Partner  
Membership No. : 084833

Place : New Delhi  
Date : 9 May 2018

For and on behalf of the Board of Directors of  
**CHHAVI BUILDTECH PRIVATE LIMITED**

Rakesh Rockwell  
Director  
DIN-07119340

Lalan Prasad Singh  
Director  
DIN-08129091

**CHHAVI BUILDTECH PRIVATE LIMITED**  
**STATEMENT OF PROFIT AND LOSS FOR THE YEAR ENDED 31 MARCH 2018**  
(Amount in Rupees, unless otherwise stated)

Particulars	Notes	31 March 2018	31 March 2017
Revenue		-	-
Total Income		-	-
<b>EXPENSES</b>			
Other expenses	12	150,847	11,720
Finance costs	13	90	115
Total Expenses		150,937	11,835
Profit/(Loss) before tax		(150,937)	(11,835)
Tax expense:			
Current tax		-	-
Profit/(Loss) for the year		(150,937)	(11,835)
Other comprehensive income		-	-
Total other comprehensive income for the year, net of tax		-	-
Total comprehensive income/(loss) for the year, net of tax		(150,937)	(11,835)
Earnings per equity share:	14		
(1) Basic		(15.09)	(1.18)
(2) Diluted		(15.09)	(1.18)


Summary of significant accounting policies 3

The accompanying notes are an integral part of the financial statements.

As per our report of even date

For Rajeev & Ajay  
Firm registration No : 009977N  
Chartered Accountants

Rajeev Sabharwal  
Partner  
Membership No. : 084833



For and on behalf of the Board of Directors of  
**CHHAVI BUILDTECH PRIVATE LIMITED**

Rakesh Rockwell  
Director  
DIN-07119340

Lalan Prasad Singh  
Director  
DIN-08129091

Place : New Delhi  
Date : 9 May 2018

**CHINTZ CONBUILD PRIVATE LIMITED**  
**BALANCE SHEET AS AT 31 MARCH 2018**  
(Amount in Rupees, unless otherwise stated)

	Notes	As at 31 March 2018	As at 31 March 2017
<b>ASSETS</b>			
<b>Current assets</b>			
Inventories	4	260,686,920	260,686,920
Financial assets			
Cash and cash equivalents	5	21,917	8,375
Other financial assets	6	7,398,972	7,398,972
Other current assets	7	-	-
<b>Total Assets</b>		<b>268,107,809</b>	<b>268,094,267</b>
<b>EQUITY AND LIABILITIES</b>			
<b>Equity</b>			
Equity share capital	8	100,000	100,000
Other equity			
Retained Earnings	9	(388,115)	(331,876)
<b>Total equity</b>		<b>(288,115)</b>	<b>(231,876)</b>
<b>LIABILITIES</b>			
<b>Current liabilities</b>			
Financial liabilities			
Trade payables	10	5,310	5,750
Other current liabilities	11	268,390,614	268,320,393
<b>Total liabilities</b>		<b>268,395,924</b>	<b>268,326,143</b>
<b>Total Equity and Liabilities</b>		<b>268,107,809</b>	<b>268,094,267</b>
Summary of significant accounting policies	3		

The accompanying notes are an integral part of the financial statements.

As per our report of even date

For Rajeev & Ajay  
Firm registration No : 009977N  
Chartered Accountants

Rajeev Sabharwal  
Partner  
Membership No. : 84833

Place : New Delhi  
Date : 9 May 2018

For and on behalf of the Board of Directors of  
**CHINTZ CONBUILD PRIVATE LIMITED**

Pankaj Kishore Chaturvedi  
Director  
DIN-07119298

Gaurav Garg  
Director  
DIN-07119234

**CHINTZ CONBUILD PRIVATE LIMITED**  
**STATEMENT OF PROFIT AND LOSS FOR THE YEAR ENDED 31 MARCH 2018**  
(Amount in Rupees, unless otherwise stated)

Particulars	Notes	31 March 2018	31 March 2017
Revenue from operations	12	9,063	15,313
Total Income		9,063	15,313
<b>EXPENSES</b>			
Other expenses	13	65,179	50,972
Finance costs	14	123	17
Total Expenses		65,302	50,989
Profit/(Loss) before tax		(56,239)	(35,676)
Tax expense:			
Current tax		-	-
Profit/(Loss) for the year		(56,239)	(35,676)
Other comprehensive income			
Total other comprehensive income for the year, net of tax		-	-
Total comprehensive income/(loss) for the year, net of tax		(56,239)	(35,676)
Earnings per equity share:	15		
(1) Basic		(5.62)	(3.57)
(2) Diluted		(5.62)	(3.57)

Summary of significant accounting policies

3

The accompanying notes are an integral part of the financial statements.

As per our report of even date

For Rajeev & Ajay  
Firm registration No : 009977N  
Chartered Accountants

Rajeev Sabharwal  
Partner  
Membership No. : 84833



For and on behalf of the Board of Directors of  
CHINTZ CONBUILD PRIVATE LIMITED

*(Signature)*

Pankaj Kishore Chaturvedi  
Director  
DIN-07119298

*(Signature)*

Gaurav Garg  
Director  
DIN-07119234

Place : New Delhi  
Date : 9 May 2018



**CHIRAYU BUILDTECH PRIVATE LIMITED**  
**BALANCE SHEET AS AT 31 MARCH 2018**  
(Amount in Rupees, unless otherwise stated)

	Notes	As at 31 March 2018	As at 31 March 2017
<b>ASSETS</b>			
<b>Current assets</b>			
Inventories	4	273,859,514	482,931,096
Financial assets			
Cash and cash equivalents	5	37,173	11,168
Other financial assets	6	100,225,268	4,089,090
Other current assets	7	811,907	542,167
<b>Total Assets</b>		<b>374,933,862</b>	<b>487,573,521</b>
<b>EQUITY AND LIABILITIES</b>			
<b>Equity</b>			
Equity share capital	8	100,000	100,000
Other equity	9		
Retained Earnings		(5,440,858)	(5,338,953)
<b>Total equity</b>		<b>(5,340,858)</b>	<b>(5,238,953)</b>
<b>LIABILITIES</b>			
<b>Current liabilities</b>			
Financial liabilities			
Trade payables	10	5,310	5,750
Other current liabilities	11	380,269,410	492,806,724
<b>Total liabilities</b>		<b>380,274,720</b>	<b>492,812,474</b>
<b>Total Equity and Liabilities</b>		<b>374,933,862</b>	<b>487,573,521</b>
Summary of significant accounting policies	3		

The accompanying notes are an integral part of the financial statements.

As per our report of even date

For Rajeev & Ajay  
Firm registration No. : 009977N  
Chartered Accountants

  
Rajeev Sabharwal  
Partner

Membership No. : 084833

Place : New Delhi  
Date : 9 May 2018

For and on behalf of the Board of Directors of  
**CHIRAYU BUILDTECH PRIVATE LIMITED**

  
Kamal Bajaj  
Director  
DIN-06713913

  
Ravi Sinha  
Director  
DIN-00457329

**CHIRAYU BUILDTECH PRIVATE LIMITED**  
**STATEMENT OF PROFIT AND LOSS FOR THE YEAR ENDED 31 MARCH 2018**  
(Amount in Rupees, unless otherwise stated)

Particulars	Notes	31 March 2018	31 March 2017
Revenue		-	-
Total Income		-	-
<b>EXPENSES</b>			
Other expenses	12	101,766	47,145
Finance costs	13	139	115
Total Expenses		101,905	47,260
Profit/(Loss) before tax		(101,905)	(47,260)
Tax expense:			
Current tax		-	-
Profit/(Loss) for the year		(101,905)	(47,260)
Other comprehensive income		-	-
Total other comprehensive income for the year, net of tax		-	-
Total comprehensive income/loss) for the year, net of tax		(101,905)	(47,260)
Earnings per equity share:	14		
(1) Basic		(10.19)	(4.73)
(2) Diluted		(10.19)	(4.73)

Summary of significant accounting policies

3

The accompanying notes are an integral part of the financial statements.

As per our report of even date

For Rajeev & Ajay  
Firm registration No. 009977N  
Chartered Accountants

Rajeev Sabharwal  
Partner  
Membership No. : 084833

For and on behalf of the Board of Directors of  
**CHIRAYU BUILDTECH PRIVATE LIMITED**

Kamal Bajaj  
Director  
DIN-06713913

Ravi Sinha  
Director  
DIN-00457329

Place : New Delhi  
Date : 9 May 2018

**CHOIR DEVELOPERS PRIVATE LIMITED**  
**BALANCE SHEET AS AT 31 MARCH 2018**  
(Amount in Rupees, unless otherwise stated)

	Notes	As at 31 March 2018	As at 31 March 2017
<b>ASSETS</b>			
<b>Current assets</b>			
Inventories	4	280,810,015	280,810,015
Financial assets			
Cash and cash equivalents	5	17,874	5,110
Other current assets	6	-	18,482
<b>Total Assets</b>		<b>280,827,889</b>	<b>280,833,607</b>
<b>EQUITY AND LIABILITIES</b>			
<b>Equity</b>			
Equity share capital	7	100,000	100,000
Other equity	8		
Retained Earnings		(515,381)	(483,069)
<b>Total equity</b>		<b>(415,381)</b>	<b>(383,069)</b>
<b>LIABILITIES</b>			
<b>Current liabilities</b>			
Financial liabilities			
Trade payables	9	5,311	5,751
Other current liabilities	10	281,237,959	281,210,925
<b>Total liabilities</b>		<b>281,243,270</b>	<b>281,216,676</b>
<b>Total Equity and Liabilities</b>		<b>280,827,889</b>	<b>280,833,607</b>

Summary of significant accounting policies

3

The accompanying notes are an integral part of the financial statements.

As per our report of even date

For Rajeev & Ajay  
Firm registration No. : 009977N  
Chartered Accountants

Rajeev Sabharwal  
Partner  
Membership No. : 084833

For and on behalf of the Board of Directors of  
CHOIR DEVELOPERS PRIVATE LIMITED

*Rohit Mehta*

Rohit Mehta  
Director  
DIN-06961182

*Ravi Sinha*

Ravi Sinha  
Director  
DIN-00457329

Place : New Delhi  
Date : 9 May 2018

**CHOIR DEVELOPERS PRIVATE LIMITED**  
**STATEMENT OF PROFIT AND LOSS FOR THE YEAR ENDED 31 MARCH 2018**  
(Amount in Rupees, unless otherwise stated)

Particulars	Notes	31 March 2018	31 March 2017
Revenue		-	-
<b>Total Income</b>		-	-
<b>EXPENSES</b>			
Other expenses	11	32,223	7,620
Finance costs	12	89	115
<b>Total Expenses</b>		<b>32,312</b>	<b>7,735</b>
<b>Profit/(Loss) before tax</b>		<b>(32,312)</b>	<b>(7,735)</b>
<b>Tax expense:</b>			
Current tax		-	-
<b>Profit/(Loss) for the year</b>		<b>(32,312)</b>	<b>(7,735)</b>
Other comprehensive income		-	-
<b>Total other comprehensive income for the year, net of tax</b>		-	-
<b>Total comprehensive income/(loss) for the year, net of tax</b>		<b>(32,312)</b>	<b>(7,735)</b>
<b>Earnings per equity share:</b>	13		
(1) Basic		(3.23)	(0.77)
(2) Diluted		(3.23)	(0.77)

Summary of significant accounting policies

3

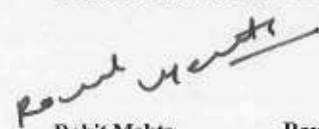
The accompanying notes are an integral part of the financial statements.

As per our report of even date

For Rajeev & Ajay  
Firm registration No : 009977N  
Chartered Accountants

  
Rajeev Sabharwal  
Partner  
Membership No. : 084833

For and on behalf of the Board of Directors of  
**CHOIR DEVELOPERS PRIVATE LIMITED**



Rohit Mehta  
Director  
DIN-06961182

Ravi Sinha  
Director  
DIN-00457329

Place : New Delhi  
Date : 9 May 2018

**CHUM PROPERTIES PRIVATE LIMITED**  
**BALANCE SHEET AS AT 31 MARCH 2018**  
(Amount in Rupees, unless otherwise stated)

	Notes	As at 31 March 2018	As at 31 March 2017
<b>ASSETS</b>			
<b>Current assets</b>			
Inventories	4	280,749,446	280,749,446
Financial assets			
Cash and cash equivalents	5	16,850	6,708
Other current assets	6	-	-
<b>Total Assets</b>		<b>280,766,296</b>	<b>280,756,154</b>
<b>EQUITY AND LIABILITIES</b>			
<b>Equity</b>			
Equity share capital	7	100,000	100,000
Other equity	8		
Retained Earnings		(294,465)	(278,663)
<b>Total equity</b>		<b>(194,465)</b>	<b>(178,663)</b>
<b>LIABILITIES</b>			
<b>Current liabilities</b>			
Financial liabilities			
Trade payables	9	5,310	5,750
Other current liabilities	10	280,955,451	280,929,067
<b>Total liabilities</b>		<b>280,960,761</b>	<b>280,934,817</b>
<b>Total Equity and Liabilities</b>		<b>280,766,296</b>	<b>280,756,154</b>

Summary of significant accounting policies

3

The accompanying notes are an integral part of the financial statements.

As per our report of even date

For Rajeev & Ajay  
Firm registration No : 009977N  
Chartered Accountants

Rajeev Sabharwal  
Partner  
Membership No. : 084833

For and on behalf of the Board of Directors of  
**CHUM PROPERTIES PRIVATE LIMITED**

Nishant Sabharwal  
Director  
DIN-03465426

Varun Gupta  
Director  
DIN-08129163

Place : New Delhi  
Date : 9 May 2018

**CHUM PROPERTIES PRIVATE LIMITED**  
**STATEMENT OF PROFIT AND LOSS FOR THE YEAR ENDED 31 MARCH 2018**  
(Amount in Rupees, unless otherwise stated)

Particulars	Notes	31 March 2018	31 March 2017
Revenue		-	-
<b>Total Income</b>		-	-
<b>EXPENSES</b>			
Other expenses	11	15,713	7,313
Finance costs	12	89	115
<b>Total Expenses</b>		<b>15,802</b>	<b>7,428</b>
<b>Profit/(Loss) before tax</b>		<b>(15,802)</b>	<b>(7,428)</b>
<b>Tax expense:</b>			
Current tax		-	-
<b>Profit/(Loss) for the year</b>		<b>(15,802)</b>	<b>(7,428)</b>
Other comprehensive income		-	-
<b>Total other comprehensive income for the year, net of tax</b>		<b>-</b>	<b>-</b>
<b>Total comprehensive income/(loss) for the year, net of tax</b>		<b>(15,802)</b>	<b>(7,428)</b>
<b>Earnings per equity share:</b>	13		
(1) Basic		(1.58)	(0.74)
(2) Diluted		(1.58)	(0.74)

Summary of significant accounting policies 3

The accompanying notes are an integral part of the financial statements.

As per our report of even date

For Rajeev & Ajay  
Firm registration No : 009977N  
Chartered Accountants  
  
Rajeev Sabharwal  
Partner  
Membership No. : 084833

For and on behalf of the Board of Directors of  
**CHUM PROPERTIES PRIVATE LIMITED**

  
Nishant Sabharwal  
Director  
DIN-03465426

  
Varun Gupta  
Director  
DIN-08129163

Place : New Delhi  
Date : 9 May 2018

**COMPACT PROJECTS PRIVATE LIMITED**  
**BALANCE SHEET AS AT 31 MARCH 2018**  
(Amount in Rupees, unless otherwise stated)

	Notes	As at 31 March 2018	As at 31 March 2017
<b>ASSETS</b>			
<b>Current assets</b>			
Inventories	4	200,694,598	200,694,598
Financial assets			
Cash and cash equivalents	5	19,761	10,281
Other current assets	6	-	-
<b>Total Assets</b>		<b>200,714,359</b>	<b>200,704,879</b>
<b>EQUITY AND LIABILITIES</b>			
<b>Equity</b>			
Equity share capital	7	100,000	100,000
Other equity	8		
Retained Earnings		(524,762)	(490,324)
<b>Total equity</b>		<b>(424,762)</b>	<b>(390,324)</b>
<b>LIABILITIES</b>			
<b>Current liabilities</b>			
Financial liabilities			
Trade payables	9	5,310	5,750
Other current liabilities	10	201,133,811	201,089,453
<b>Total liabilities</b>		<b>201,139,121</b>	<b>201,095,203</b>
<b>Total Equity and Liabilities</b>		<b>200,714,359</b>	<b>200,704,879</b>


Summary of significant accounting policies

3

The accompanying notes are an integral part of the financial statements.

As per our report of even date

For Rajeev & Ajay  
Firm registration No : 009977N  
Chartered Accountants

  
Rajeev Sabharwal  
Partner  
Membership No. : 084833

For and on behalf of the Board of Directors of  
**COMPACT PROJECTS PRIVATE LIMITED**

  
Satish Kumar Goyal  
Director  
DIN-06520570

  
Mayank Sharma  
Director  
DIN-08129100

Place : New Delhi  
Date : 9 May 2018





**COMPACT PROJECTS PRIVATE LIMITED**  
**STATEMENT OF PROFIT AND LOSS FOR THE YEAR ENDED 31 MARCH 2018**  
(Amount in Rupees, unless otherwise stated)

	Notes	31 March 2018	31 March 2017
Other Income	11	-	718,929
<b>Total Income</b>		<b>-</b>	<b>718,929</b>
<b>EXPENSES</b>			
Other expenses	12	34,349	11,515
Finance costs	13	89	805
<b>Total Expenses</b>		<b>34,438</b>	<b>12,320</b>
<b>Profit/(Loss) before tax</b>		<b>(34,438)</b>	<b>706,609</b>
<b>Tax expense:</b>			
Current tax		-	-
<b>Profit/(Loss) for the year</b>		<b>(34,438)</b>	<b>706,609</b>
Other comprehensive income		-	-
<b>Total other comprehensive income for the year, net of tax</b>		<b>-</b>	<b>-</b>
<b>Total comprehensive income/(loss) for the year, net of tax</b>		<b>(34,438)</b>	<b>706,609</b>
<b>Earnings per equity share:</b>	14		
(1) Basic		(3.44)	70.66
(2) Diluted		(3.44)	70.66

Summary of significant accounting policies 3


The accompanying notes are an integral part of the financial statements.

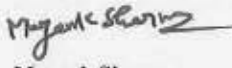
As per our report of even date

For Rajeev & Ajay  
Firm registration No : 009977N  
Chartered Accountants

  
Rajeev Sabharwal  
Partner  
Membership No. : 084833

For and on behalf of the Board of Directors of  
**COMPACT PROJECTS PRIVATE LIMITED**

  
Satish Kumar Goyal  
Director  
DIN-06520570

  
Mayank Sharma  
Director  
DIN-08129100

Place : New Delhi  
Date : 9 May 2018



**CONSUMMATE PROPERTIES PRIVATE LIMITED**  
**BALANCE SHEET AS AT 31 MARCH 2018**  
(Amount in Rupees, unless otherwise stated)

	Notes	As at 31 March 2018	As at 31 March 2017
<b>ASSETS</b>			
<b>Current assets</b>			
Inventories	4	316,081,876	316,081,876
Financial assets			
Cash and cash equivalents	5	43,138	28,126
Other current assets	6	-	-
<b>Total Assets</b>		<b>316,125,014</b>	<b>316,110,002</b>
<b>EQUITY AND LIABILITIES</b>			
<b>Equity</b>			
Equity share capital	7	100,000	100,000
Other equity	8	(530,891)	(522,257)
<b>Total equity</b>		<b>(430,891)</b>	<b>(422,257)</b>
<b>LIABILITIES</b>			
<b>Current liabilities</b>			
Financial liabilities			
Trade payables	9	5,310	5,750
Other current liabilities	10	316,550,595	316,526,509
<b>Total liabilities</b>		<b>316,555,905</b>	<b>316,532,259</b>
<b>Total Equity and Liabilities</b>		<b>316,125,014</b>	<b>316,110,002</b>

Summary of significant accounting policies 3

The accompanying notes are an integral part of the financial statements.

As per our report of even date

For MNV & CO.  
Firm Reg. No.: 023682N  
Chartered Accountants

Vikrant Singh  
Partner  
Membership No.: 505887

Place : New Delhi  
Date : 9 May 2018

For and on behalf of the Board of Directors of  
**CONSUMMATE PROPERTIES PRIVATE LIMITED**

Tarun Sejwal  
Director  
DIN- 08116146

Sailada Ramakrishna  
Director  
DIN- 08129169

CONSUMMATE PROPERTIES PRIVATE LIMITED  
STATEMENT OF PROFIT AND LOSS FOR THE YEAR ENDED 31 MARCH 2018  
(Amount in Rupees, unless otherwise stated)

Particulars	Notes	31 March 2018	31 March 2017
Other Income	11	-	827,032
<b>Total Income</b>		-	<b>827,032</b>
<b>EXPENSES</b>			
Finance costs	12	89	115
Other expenses	13	8,545	7,313
<b>Total Expenses</b>		<b>8,634</b>	<b>7,428</b>
<b>Profit/(Loss) before tax</b>		<b>(8,634)</b>	<b>819,604</b>
Tax expense:			
Current tax		-	-
<b>Profit/(Loss) for the year</b>		<b>(8,634)</b>	<b>819,604</b>
Other comprehensive income		-	-
<b>Total other comprehensive income for the year, net of tax</b>		<b>-</b>	<b>-</b>
<b>Total comprehensive income/(loss) for the year, net of tax</b>		<b>(8,634)</b>	<b>819,604</b>
<b>Earnings per equity share:</b>	14		
(1) Basic		(0.86)	81.96
(2) Diluted		(0.86)	81.96


Summary of significant accounting policies 3

The accompanying notes are an integral part of the financial statements.

As per our report of even date

For MNV & CO.  
Firm Reg. No. 023682N  
Chartered Accountants  
  
Vijayant Saha  
Partner  
Membership No.: 505887

For and on behalf of the Board of Directors of  
CONSUMMATE PROPERTIES PRIVATE LIMITED

  
Tarun Sejwal  
Director  
DIN- 08116146

  
Sallada Ramakrishna  
Director  
DIN- 08129169

Place : New Delhi  
Date : 9 May 2018

**CROCK BUILDWELL PRIVATE LIMITED**  
**BALANCE SHEET AS AT 31 MARCH 2018**  
(Amount in Rupees, unless otherwise stated)

	Notes	As at 31 March 2018	As at 31 March 2017
<b>ASSETS</b>			
<b>Current assets</b>			
Inventories	4	16,772,031	16,772,031
Financial assets			
Cash and cash equivalents	5	17,379	12,302
Other financial assets	6	10,369,582	10,369,582
Other current assets	7	300,000	325,043
<b>Total Assets</b>		<b>27,458,992</b>	<b>27,478,958</b>
<b>EQUITY AND LIABILITIES</b>			
<b>Equity</b>			
Equity share capital	8	100,000	100,000
Other equity	9		
Retained Earnings		(782,725)	(741,357)
<b>Total equity</b>		<b>(682,725)</b>	<b>(641,357)</b>
<b>LIABILITIES</b>			
<b>Current liabilities</b>			
Financial liabilities			
Trade payables	10	5,310	5,750
Other current liabilities	11	28,136,407	28,114,565
<b>Total liabilities</b>		<b>28,141,717</b>	<b>28,120,315</b>
<b>Total Equity and Liabilities</b>		<b>27,458,992</b>	<b>27,478,958</b>

Summary of significant accounting policies

3

The accompanying notes are an integral part of the financial statements.

As per our report of even date

For MNV & CO.  
Firm Reg. No.: 023682N  
Chartered Accountants

  
**Vignesh Suri**  
Partner  
Membership No. 1503887

Place : New Delhi  
Date : 9 May 2018

For and on behalf of the Board of Directors of  
**CROCK BUILDWELL PRIVATE LIMITED**

  
**Anil Kumar Beniwal**  
Director  
DIN- 08129129

  
**Sailada Ramakrishna**  
Director  
DIN- 08129169

**CROCK BUILDWELL PRIVATE LIMITED**  
**STATEMENT OF PROFIT AND LOSS FOR THE YEAR ENDED 31 MARCH 2018**  
(Amount in Rupees, unless otherwise stated)

Particulars	Notes	31 March 2018	31 March 2017
Revenue		-	-
Total income		-	-
<b>EXPENSES</b>			
Finance costs	12	89	805
Other expenses	13	41,279	7,313
Total Expenses		41,368	8,118
Profit/(Loss) before tax		(41,368)	(8,118)
Tax expense:			
Current tax		-	-
Profit/(Loss) for the year		(41,368)	(8,118)
Other comprehensive income		-	-
Total other comprehensive income for the year, net of tax		-	-
Total comprehensive income/(loss) for the year, net of tax		(41,368)	(8,118)
Earnings per equity share:	14		
(1) Basic		(4.14)	(0.81)
(2) Diluted		(4.14)	(0.81)

Summary of significant accounting policies

3

The accompanying notes are an integral part of the financial statements.

As per our report of even date

For MNV & CO.  
Firm Reg. No.: 023682N  
Chartered Accountants

  
**Vikrant Suri**  
Partner  
Membership No. 505887

For and on behalf of the Board of Directors of  
**CROCK BUILDWELL PRIVATE LIMITED**

  
**Anil Kumar Beniwal**  
Director  
DIN- 08129129

  
**Sailnda Ramakrishna**  
Director  
DIN- 08129169

Place : New Delhi  
Date : 9 May 2018

**CROCUS BUILDERS PRIVATE LIMITED**  
**BALANCE SHEET AS AT 31 MARCH 2018**  
(Amount in Rupees, unless otherwise stated)

**ASSETS**

Current assets  
Inventories  
Financial assets  
Cash and cash equivalents  
Other current assets

**Total Assets**

**EQUITY AND LIABILITIES**

**Equity**

Equity share capital  
Other equity  
Retained Earnings  
Total equity

**LIABILITIES**

**Current liabilities**

Financial liabilities  
Trade payables  
Other current liabilities  
Total liabilities

**Total Equity and Liabilities**


Summary of significant accounting policies

The accompanying notes are an integral part of the financial statements.

As per our report of even date

For Rajeev & Ajay  
Firm registration No. 82977N  
Chartered Accountants

Rajeev Sharma  
Partner  
Membership No. 84830



Place : New Delhi  
Date : 9 May 2018

Notes	As at 31 March 2018	As at 31 March 2017
4	345,282,330	345,282,330
5	17,699	6,310
6	-	-
	<b>345,300,029</b>	<b>345,288,640</b>
7	100,000	100,000
8	(797,686)	(785,000)
	<b>(697,686)</b>	<b>(685,000)</b>
9	5,310	5,749
10	345,992,405	345,967,891
	<b>345,997,715</b>	<b>345,973,640</b>
	<b>345,300,029</b>	<b>345,288,640</b>

3

For and on behalf of the Board of Directors of  
**CROCUS BUILDERS PRIVATE LIMITED**

Pankaj Kishore Chaturvedi  
Director  
DIN-07119298

Rakesh Rockwell  
Director  
DIN-07119340

**CROCUS BUILDERS PRIVATE LIMITED**  
**STATEMENT OF PROFIT AND LOSS FOR THE YEAR ENDED 31 MARCH 2018**  
(Amount in Rupees, unless otherwise stated)

	Notes	31 March 2018	31 March 2017
Other income	11	-	888,550
<b>Total Income</b>		-	<b>888,550</b>
<b>EXPENSES</b>			
Other expenses	12	12,597	7,313
Finance costs	13	89	115
<b>Total Expenses</b>		<b>12,686</b>	<b>7,428</b>
<b>Profit/(Loss) before tax</b>		<b>(12,686)</b>	<b>881,122</b>
<b>Tax expense:</b>			
Current tax		-	-
<b>Profit/(Loss) for the year</b>		<b>(12,686)</b>	<b>881,122</b>
Other comprehensive income		-	-
<b>Total other comprehensive income for the year, net of tax</b>		-	-
<b>Total comprehensive income/(loss) for the year, net of tax</b>		<b>(12,686)</b>	<b>881,122</b>
<b>Earnings per equity share:</b>	14		
(1) Basic		(1.27)	88.11
(2) Diluted		(1.27)	88.11

Summary of significant accounting policies 3

The accompanying notes are an integral part of the financial statements.

As per our report of even date

For Rajeev & Ajay  
Firm Registration No : 009227  
Chartered Accountants

Rajeev Sabharwal  
Partner  
Membership No. : 84833

For and on behalf of the Board of Directors of  
**CROCUS BUILDERS PRIVATE LIMITED**

Pankaj Kishore Chaturvedi  
Director  
DIN-07119298

Rakesh Rockwell  
Director  
DIN-07119340

Place : New Delhi  
Date : 9 May 2018

**CRONY BUILDERS PRIVATE LIMITED**  
**BALANCE SHEET AS AT 31 MARCH 2018**  
(Amount in Rupees, unless otherwise stated)

	Notes	As at 31 March 2018	As at 31 March 2017
<b>ASSETS</b>			
<b>Current assets</b>			
Inventories	4	325,314,742	325,314,742
Financial assets			
Cash and cash equivalents	5	74,541	8,991
Other current assets	6	-	-
<b>Total Assets</b>		<b>325,389,283</b>	<b>325,323,733</b>
<b>EQUITY AND LIABILITIES</b>			
<b>Equity</b>			
Equity share capital	7	100,000	100,000
Other equity			
Retained earnings	8	(266,134)	(170,857)
<b>Total equity</b>		<b>(166,134)</b>	<b>(70,857)</b>
<b>LIABILITIES</b>			
<b>Current liabilities</b>			
Financial liabilities			
Trade payables	9	19,036	9,201
Other current liabilities	10	325,536,381	325,385,389
<b>Total liabilities</b>		<b>325,555,417</b>	<b>325,394,590</b>
<b>Total Equity and Liabilities</b>		<b>325,389,283</b>	<b>325,323,733</b>
<b>Summary of significant accounting policies</b>	3		


The accompanying notes are an integral part of the financial statements.

As per our report of even date

For Rajeev & Ajay  
Firm registration No : 009977N  
Chartered Accountants  
  
Rajeev Sabharwal  
Partner  
Membership No. : 084833

Place : New Delhi  
Date : 9-May-2018

For and on behalf of the Board of Directors of  
CRONY BUILDERS PRIVATE LIMITED

  
Nishant Sabharwal  
Director  
DIN-03465426

  
Chandan Singh  
Director  
DIN-08129090



**CRONY BUILDERS PRIVATE LIMITED**  
**STATEMENT OF PROFIT AND LOSS FOR THE YEAR ENDED 31 MARCH 2018**  
(Amount in Rupees, unless otherwise stated)

Particulars	Notes	31 March 2018	31 March 2017
<b>Continuing operations</b>			
Revenue	11	6,425	-
<b>Total Income (I)</b>		<b>6,425</b>	<b>-</b>
<b>EXPENSES</b>			
Other expenses	12	53,394	27,347
Finance costs	13	48,308	2,653
<b>Total Expenses (II)</b>		<b>101,702</b>	<b>30,000</b>
<b>Profit/(Loss) before tax from continuing operations (I-II)</b>		<b>(95,277)</b>	<b>(30,000)</b>
<b>Tax expense:</b>			
Current Tax		-	-
<b>Profit/(Loss) for the year from continuing operations</b>		<b>(95,277)</b>	<b>(30,000)</b>
<b>Other comprehensive income</b>		-	-
<b>Total other comprehensive income for the year, net of tax</b>		-	-
<b>Total comprehensive income/(loss) for the year, net of tax</b>		<b>(95,277)</b>	<b>(30,000)</b>
<b>Earnings per equity share (computed on the basis of profit/(loss) for the year):</b>	14		
(1) Basic		(9.53)	(3.00)
(2) Diluted		(9.53)	(3.00)

Summary of significant accounting policies 3


The accompanying notes are an integral part of the financial statements.

As per our report of even date

For Rajeev & Ajay  
Firm registration No.: 009977N  
Chartered Accountants

  
Rajeev Sabharwal  
Partner  
Membership No.: 084833

For and on behalf of the Board of Directors of  
**CRONY BUILDERS PRIVATE LIMITED**

  
Nishant Sabharwal  
Director  
DIN-03465426

  
Chandan Singh  
Director  
DIN-08129090

Place : New Delhi  
Date : 9-May-2018



Deep Jyoti Projects Private Limited  
BALANCE SHEET AS AT 31 MARCH 2018  
(Amount in Rupees, unless otherwise stated)

	Notes	As at 31 March 2018	As at 31 March 2017
<b>ASSETS</b>			
<b>Current assets</b>			
Inventories	4	209,019,291	209,019,291
Financial assets			
Cash and cash equivalents	5	18,524	21,241
Other financial assets	6	18,178,249	18,178,249
Other current assets	7	117,406	993,867
<b>Total Assets</b>		<b>227,333,470</b>	<b>228,212,648</b>
<b>EQUITY AND LIABILITIES</b>			
<b>Equity</b>			
Equity share capital	8	100,000	100,000
Other equity	9		
Retained earnings		409,917	427,990
<b>Total equity</b>		<b>509,917</b>	<b>527,990</b>
<b>LIABILITIES</b>			
<b>Current liabilities</b>			
Financial liabilities			
Trade payables	10	14,315,500	14,266,439
Other current liabilities	11	212,508,053	213,418,219
<b>Total liabilities</b>		<b>226,823,553</b>	<b>227,684,658</b>
<b>Total Equity and Liabilities</b>		<b>227,333,470</b>	<b>228,212,648</b>

Summary of significant accounting policies

3

The accompanying notes are an integral part of the financial statements.


As per our report of even date


For MNV & CO.  
Firm Reg. No.: 023682N  
Chartered Accountants

  
Viharant Suri  
Partner  
Membership No.: 505887

Place : New Delhi  
Date : 9 May 2018

For and on behalf of the Board of Directors of  
Deep Jyoti Projects Private Limited

  
Gaurav Garg  
Director  
DIN-07119234

  
Mukesh Kumar Gupta  
Director  
DIN-02354428

Deep Jyoti Projects Private Limited  
STATEMENT OF PROFIT AND LOSS FOR THE YEAR ENDED 31 MARCH 2018  
(Amount in Rupees, unless otherwise stated)

Particulars	Notes	31 March 2018	31 March 2017
Other income	12	54,369	59,095
Total Income		54,369	59,095
<b>EXPENSES</b>			
Finance costs	13	232	86
Other expenses	14	72,210	885,215
Total Expenses		72,442	885,301
Profit(Loss) before tax		(18,073)	(826,206)
Tax expense:			
Current tax		-	-
Profit(Loss) for the year		(18,073)	(826,206)
Other comprehensive income/(loss)		-	-
Total other comprehensive income/(loss) for the year, net of tax		-	-
Total comprehensive income/(loss) for the year, net of tax		(18,073)	(826,206)
Earnings per equity share:	15		
(1) Basic		(1.81)	(82.62)
(2) Diluted		(1.81)	(82.62)

Summary of significant accounting policies

3

The accompanying notes are an integral part of the financial statements.

As per our report of even date

For MNV & CO.  
Firm Reg. No.: 023682N  
Chartered Accountants  
  
Vikrant Suri  
Partner  
Membership No.: 505887

For and on behalf of the Board of Directors of  
Deep Jyoti Projects Private Limited

  
Gaurav Garg  
Director  
DIN-07119234

  
Mukesh Kumar Gupta  
Director  
DIN-02354428

Place : New Delhi  
Date : 9 May 2018

Divit Estates Private Limited  
BALANCE SHEET AS AT 31 MARCH 2018  
(Amount in Rupees, unless otherwise stated)

	Notes	As at 31 March 2018	As at 31 March 2017
<b>ASSETS</b>			
<b>Current assets</b>			
Inventories	4	40,055,423	40,055,423
<b>Financial assets</b>			
Cash and cash equivalents	5	17,779	23,684
Other current assets	6	12,500,000	12,500,000
<b>Total Assets</b>		<b>52,573,202</b>	<b>52,579,107</b>
<b>EQUITY AND LIABILITIES</b>			
<b>Equity</b>			
Equity share capital	7	100,000	100,000
Other equity	8	(19,082,971)	(19,070,388)
<b>Total equity</b>		<b>(18,982,971)</b>	<b>(18,970,388)</b>
<b>LIABILITIES</b>			
<b>Current liabilities</b>			
<b>Financial liabilities</b>			
Trade payables	9	12,505,900	12,516,250
Other current liabilities	10	59,050,273	59,033,245
Provisions	11	-	-
<b>Total liabilities</b>		<b>71,556,173</b>	<b>71,549,495</b>
<b>Total Equity and Liabilities</b>		<b>52,573,202</b>	<b>52,579,107</b>
Summary of significant accounting policies	3		

The accompanying notes are an integral part of the financial statements.

As per our report of even date

For MNV & CO.  
Firm Reg. No.: 023682N  
Chartered Accountants

  
Vikrant Suri  
Partner  
Membership No. 505687

Place : New Delhi  
Date : 9 May 2018

For and on behalf of the Board of Directors of  
Divit Estates Private Limited

  
Nikhil Srivastava  
Director  
DIN-08077388

  
Sailada Ramakrishna  
Director  
DIN-08129169

Divit Estates Private Limited  
STATEMENT OF PROFIT AND LOSS FOR THE YEAR ENDED 31 MARCH 2018  
(Amount in Rupees, unless otherwise stated)

Particulars	Notes	31 March 2018	31 March 2017
Revenue		-	-
Total Income		-	-
<b>EXPENSES</b>			
Finance costs	12	89	410,781
Other expenses	13	12,494	20,965
Total Expenses		12,583	431,746
Profit(Loss) before tax		(12,583)	(431,746)
Tax expense:			
Current tax		-	-
Profit(Loss) for the year		(12,583)	(431,746)
Other comprehensive income		-	-
Total other comprehensive income for the year, net of tax		-	-
Total comprehensive income/(loss) for the year, net of tax		(12,583)	(431,746)
Earnings per equity share:	14		
(1) Basic		(1.26)	(43.17)
(2) Diluted		(1.26)	(43.17)

Summary of significant accounting policies

3

The accompanying notes are an integral part of the financial statements.

As per our report of even date

For MNV & CO,  
Firm Reg. No.: 023682N  
Chartered Accountants



Place : New Delhi  
Date : 9 May 2018

For and on behalf of the Board of Directors of  
Divit Estates Private Limited

Nikhil Srivastava  
Director  
DIN-08077388

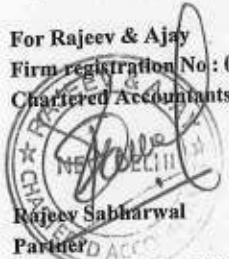
Sailada Ramakrishna  
Director  
DIN-08129169

**DOVE PROMOTERS PRIVATE LIMITED**  
**BALANCE SHEET AS AT 31 MARCH 2018**  
(Amount in Rupees, unless otherwise stated)


	Notes	As at 31 March 2018	As at 31 March 2017
<b>ASSETS</b>			
<b>Non-current assets</b>			
Investments	4	300,000	300,000
		<u>300,000</u>	<u>300,000</u>
<b>Current assets</b>			
Inventories	5	1,317,832,376	1,317,832,376
Financial assets			
Cash and cash equivalents	6	50,370	9,336
Other bank balances	7	732,730	575,183
Other financial assets	8	36,856	12,496,137
Other current assets	9	283,784	1,444,171
		<u>1,318,936,116</u>	<u>1,332,357,203</u>
		<u>1,319,236,116</u>	<u>1,332,657,203</u>
<b>Total Assets</b>			
<b>EQUITY AND LIABILITIES</b>			
<b>Equity</b>			
Equity share capital	10	200,000	200,000
Other equity	11	(8,613,425)	(8,662,902)
Retained earnings			
		<u>(8,413,425)</u>	<u>(8,462,902)</u>
<b>Total equity</b>			
<b>LIABILITIES</b>			
<b>Current liabilities</b>			
Financial liabilities			
Trade payables	12	7,711,060	7,693,730
Other current liabilities	13	1,319,824,196	1,333,426,375
Provisions	14	114,285	-
		<u>1,327,649,541</u>	<u>1,341,120,105</u>
<b>Total liabilities</b>			
		<u>1,319,236,116</u>	<u>1,332,657,203</u>
<b>Total Equity and Liabilities</b>			
<b>Summary of significant accounting policies</b>	3		

The accompanying notes are an integral part of the financial statements.

As per our report of even date

For Rajeev & Ajay  
Firm registration No.: 009977N  
Chartered Accountants  
  
Rajeev Sabharwal  
Partner  
Membership No.: 084833

For and on behalf of the Board of Directors of  
DOVE PROMOTERS PRIVATE LIMITED

  
Mukesh Kumar Gupta  
Director  
DIN-02354428

  
Kamal Malik  
Director  
DIN-08129137

Place : New Delhi  
Date : 9-May-2018

**DOVE PROMOTERS PRIVATE LIMITED**  
**STATEMENT OF PROFIT AND LOSS FOR THE YEAR ENDED 31 MARCH 2018**  
(Amount in Rupees, unless otherwise stated)

	Notes	31 March 2018	31 March 2017
<b>Continuing operations</b>			
Revenue From Operations	15	-	227,500
Other Income	16	146,002	52,500
<b>Total Income (I)</b>		<b>146,002</b>	<b>280,000</b>
<b>EXPENSES</b>			
Cost of land and development rights		-	227,500
Other expenses	17	79,107	31,330
Finance costs	18	259	115
<b>Total Expenses (II)</b>		<b>79,366</b>	<b>258,945</b>
<b>Profit/(Loss) before tax from continuing operations (I-II)</b>		<b>66,636</b>	<b>21,055</b>
<b>Tax expense:</b>			
Current Tax		17,159	6,500
<b>Profit/(Loss) for the year from continuing operations</b>		<b>49,477</b>	<b>14,555</b>
<b>Other Comprehensive Income</b>		-	-
<b>Total other comprehensive income for the year, net of tax</b>		-	-
<b>Total comprehensive income/(loss) for the year, net of tax</b>		<b>49,477</b>	<b>14,555</b>
<b>Earnings per equity share (computed on the basis of profit/(loss) for the year):</b>	19		
(1) Basic		2.47	0.73
(2) Diluted		2.47	0.73


**Summary of significant accounting policies**

3

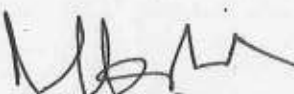
The accompanying notes are an integral part of the financial statements.

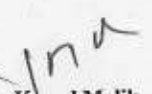
As per our report of even date

For Rajeev & Ajay  
Firm registration No : 009977N  
Chartered Accountants

  
Rajeev Sabharwal  
Partner  
Membership No. : 084833

For and on behalf of the Board of Directors of  
DOVE PROMOTERS PRIVATE LIMITED

  
Mukesh Kumar Gupta  
Director  
DIN-02354428

  
Kamal Malik  
Director  
DIN-08129137

Place : New Delhi  
Date : 9-May-2018

**DUCAT BUILDERS PRIVATE LIMITED**  
**BALANCE SHEET AS AT 31 MARCH 2018**  
(Amount in Rupees, unless otherwise stated)

	Notes	31 March 2018	31 March 2017
<b>ASSETS</b>			
<b>Current assets</b>			
Financial assets			
Cash and cash equivalents	4	28,806	12,797
Other financial assets	5	19,040,005	19,067,409
<b>Total assets</b>		<b>19,068,811</b>	<b>19,080,206</b>
<b>EQUITY AND LIABILITIES</b>			
<b>Equity</b>			
Equity share capital	6	27,200,000	27,200,000
Other equity	7	(8,137,089)	(8,125,544)
<b>Total equity</b>		<b>19,062,911</b>	<b>19,074,456</b>
<b>LIABILITIES</b>			
<b>Current liabilities</b>			
Financial liabilities			
Trade payables	8	5,310	5,750
Other current liabilities	9	590	-
<b>Total liabilities</b>		<b>5,900</b>	<b>5,750</b>
<b>Total equity and liabilities</b>		<b>19,068,811</b>	<b>19,080,206</b>

Summary of significant accounting policies

3

The accompanying notes are an integral part of the financial statements.

As per our report of even date

For Sanjay Rastogi & Associates  
Firm registration No : 014056N  
Chartered Accountants

CA Sanjay Rastogi  
Proprietor  
Membership No. : 075033



Place : New Delhi  
Date : 09.05.2018

For and on behalf of the Board of Directors of  
**DUCAT BUILDERS PRIVATE LIMITED**

Tarun Sejwal  
Director  
DIN-08116146

Sailada Ramakrishna  
Director  
DIN-08129169

**DUCAT BUILDERS PRIVATE LIMITED**  
**STATEMENT OF PROFIT AND LOSS FOR THE YEAR ENDED 31 MARCH 2018**  
(Amount in Rupees, unless otherwise stated)

Particulars	Notes	31 March 2018	31 March 2017
Revenue		-	-
<b>Total Income</b>		-	-
<b>EXPENSES</b>			
Finance costs	11	91	115
Other expenses	10	11,454	10,080
<b>Total Expenses</b>		11,545	10,195
<b>Loss before tax</b>		(11,545)	(10,195)
<b>Tax expense:</b>			
Current tax		-	-
<b>Loss for the year</b>		(11,545)	(10,195)
Other comprehensive income		-	-
<b>Total other comprehensive income for the year, net of tax</b>		-	-
<b>Total comprehensive income for the year, net of tax</b>		(11,545)	(10,195)
Earnings per equity share:	12		
Basic (Rs.)		(0.00)	(0.00)
Diluted (Rs.)		(0.00)	(0.00)
Summary of significant accounting policies	3		

The accompanying notes are an integral part of the financial statements.


As per our report of even date

For Sanjay Rastogi & Associates  
Firm registration No : 014056N  
Chartered Accountants

CA Sanjay Rastogi  
Proprietor  
Membership No. : 075033



For and on behalf of the Board of Directors of  
**DUCAT BUILDERS PRIVATE LIMITED**

  
**Tarun Sejwal**  
Director  
DIN-08116146

  
**Sailada Ramakrishna**  
Director  
DIN-08129169

Place : New Delhi  
Date : 09.05.2018



**DUMDUM BUILDERS PRIVATE LIMITED**  
**BALANCE SHEET AS AT 31 MARCH 2018**  
(Amount in Rupees, unless otherwise stated)

	Notes	As at 31 March 2018	As at 31 March 2017
<b>ASSETS</b>			
<b>Current assets</b>			
Inventories	4	94,876,783	94,876,783
Financial assets			
Cash and cash equivalents	5	18,562	105,173
<b>Total Assets</b>		<b>94,895,345</b>	<b>94,981,956</b>
<b>EQUITY AND LIABILITIES</b>			
<b>Equity</b>			
Equity share capital	6	100,000	100,000
Other equity	7		
Retained earnings		(292,517)	(282,120)
<b>Total equity</b>		<b>(192,517)</b>	<b>(182,120)</b>
<b>LIABILITIES</b>			
<b>Current liabilities</b>			
Financial liabilities			
Trade payables	8	5,310	5,750
Other financial liabilities	9	-	100,000
Other current liabilities	10	95,082,551	95,058,326
<b>Total liabilities</b>		<b>95,087,861</b>	<b>95,164,076</b>
<b>Total Equity and Liabilities</b>		<b>94,895,345</b>	<b>94,981,956</b>

Summary of significant accounting policies

3

The accompanying notes are an integral part of the financial statements.

As per our report of even date

For Rajeev & Ajay  
Firm registration No.: 009977N  
Chartered Accountants

Rajeev Sabharwal  
Partner  
Membership No.: 084833

Place : New Delhi  
Date : 9-May-2018

For and on behalf of the Board of Directors of  
DUMDUM BUILDERS PRIVATE LIMITED

Sailada Ramakrishna  
Director  
DIN-08129169

Amitesh Mishra  
Director  
DIN-06549028

Q

**DUMDUM BUILDERS PRIVATE LIMITED**

**STATEMENT OF PROFIT AND LOSS FOR THE YEAR ENDED 31 MARCH 2018**

(Amount in Rupees, unless otherwise stated)

Particulars	Notes	31 March 2018	31 March 2017
Revenue		-	-
<b>Total Income (I)</b>		-	-
<b>EXPENSES</b>			
Other expenses	11	10,308	7,416
Finance costs	12	89	115
<b>Total Expenses (II)</b>		<b>10,397</b>	<b>7,531</b>
<b>Profit/(Loss) before tax from continuing operations (I-II)</b>		<b>(10,397)</b>	<b>(7,531)</b>
<b>Tax expense:</b>			
Current Tax		-	-
<b>Profit/(Loss) for the year from continuing operations</b>		<b>(10,397)</b>	<b>(7,531)</b>
<b>Other comprehensive income</b>			
<b>Total other comprehensive income for the year, net of tax</b>		-	-
<b>Total comprehensive income/(loss) for the year, net of tax</b>		<b>(10,397)</b>	<b>(7,531)</b>
Earnings per equity share (computed on the basis of profit/(loss) for the year):	13		
(1) Basic		(1.04)	(0.75)
(2) Diluted		(1.04)	(0.75)


**Summary of significant accounting policies**

3

The accompanying notes are an integral part of the financial statements.

As per our report of even date

For Rajeev & Ajay  
Firm registration No : 009977N  
Chartered Accountants



Rajeev Sabharwal  
Partner  
Membership No. : 084833

For and on behalf of the Board of Directors of  
DUMDUM BUILDERS PRIVATE LIMITED

  
Sailada Ramakrishna  
Director  
DIN-08129169

  
Amitesh Mishra  
Director  
DIN-06549028

Place : New Delhi  
Date : 9-May-2018

**EASTER CONBUILD PRIVATE LIMITED**  
**BALANCE SHEET AS AT 31 MARCH 2018**  
(Amount in Rupees, unless otherwise stated)

	Notes	31 March 2018	31 March 2017
<b>ASSETS</b>			
Current assets			
Inventories	4	11,456,289	11,456,289
Financial assets			
Cash and cash equivalents	5	7,206	6,095
Other financial assets	6	10,235,192	10,257,729
<b>Total Assets</b>		<b>21,698,688</b>	<b>21,720,113</b>
<b>EQUITY AND LIABILITIES</b>			
Equity			
Equity share capital	7	200,000	200,000
Other equity	8	10,253,138	10,274,713
<b>Total equity</b>		<b>10,453,138</b>	<b>10,474,713</b>
<b>LIABILITIES</b>			
Current liabilities			
Financial liabilities			
Trade payables	9	5,310	5,750
Other current liabilities	10	11,240,240	11,239,650
<b>Total liabilities</b>		<b>11,245,550</b>	<b>11,245,400</b>
<b>Total Equity and Liabilities</b>		<b>21,698,688</b>	<b>21,720,113</b>

**Summary of significant accounting policies**

3

The accompanying notes are an integral part of the financial statements.

As per our report of even date

For Rajeev & Ajay  
Firm registration No : 009977N  
Chartered Accountants

Rajeev Sahharwal  
Partner  
Membership No. : 084833

Place : New Delhi  
Date : 9-May-2018

For and on behalf of the Board of Directors of  
**EASTER CONBUILD PRIVATE LIMITED**

  
**Amit Dhall**  
Director  
DIN-07257270

  
**Sanjay Baweja**  
Director  
DIN-03449009



**EASTER CONBUILD PRIVATE LIMITED**  
**STATEMENT OF PROFIT AND LOSS FOR THE YEAR ENDED 31 MARCH 2018**  
(Amount in Rupees, unless otherwise stated)

Particulars	Notes	31 March 2018	31 March 2017
Revenue		-	-
Total Income		-	-
Expenses			
Other expenses	11	21,487	10,184
Finance costs	12	89	115
Total Expenses		21,575	10,299
Profit/(Loss) before tax		(21,575)	(10,299)
Current tax		-	-
Profit/(Loss) for the year		(21,575)	(10,299)
Other comprehensive income		-	-
Total other comprehensive income for the year, net of tax		-	-
Total comprehensive income/(loss) for the year, net of tax		(21,575)	(10,299)
Earnings per equity share:	13		
Basic (Rs.)		(1.08)	(0.51)
Diluted (Rs.)		(1.08)	(0.51)

**Summary of significant accounting policies**

**3**

The accompanying notes are an integral part of the financial statements.

As per our report of even date

For Rajeev & Ajay  
Firm registration No. 009977N  
Chartered Accountants

Rajeev Sabharwal  
Partner  
Membership No. 084833

For and on behalf of the Board of Directors of  
**EASTER CONBUILD PRIVATE LIMITED**

Amit Dhall  
Director  
DIN-07257270

Sanjay Baweja  
Director  
DIN-03449009

Place : New Delhi  
Date : 9-May-2018

## Eclogue Conbuild Private Limited

Balance Sheet as at 31 March 2018

(Amount in Rupees, unless otherwise stated)

	Notes	As at 31 March 2018	As at 31 March 2017
<b>ASSETS</b>			
<b>Current assets</b>			
Inventories	4	140,001	140,001
Financial assets			
Cash and cash equivalents	5	14,338	20,092
Other financial assets	6	140,000	140,000
<b>Total assets</b>		<b>294,339</b>	<b>300,093</b>
<b>EQUITY AND LIABILITIES</b>			
<b>Equity</b>			
Equity share capital	7	100,000	100,000
Other equity	8	(161,031)	(151,301)
<b>Total equity</b>		<b>(61,031)</b>	<b>(51,301)</b>
<b>LIABILITIES</b>			
<b>Current liabilities</b>			
Financial liabilities			
Trade payables	9	5,310	5,750
Other current liabilities	10	350,060	345,644
<b>Total liabilities</b>		<b>355,370</b>	<b>351,394</b>
<b>Total equity and liabilities</b>		<b>294,339</b>	<b>300,093</b>

Summary of significant accounting policies

3

The accompanying notes are an integral part of the financial statements.

As per our report of even date

For Jain Jindal & Co.

Firm registration No : 025817N

Chartered Accountants



Amit Jindal

Partner

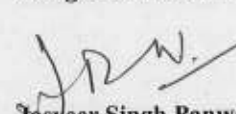

Membership No. : 50



Place : Gurugram

Date : 09 MAY 2018

For and on behalf of the Board of Directors of  
Eclogue Conbuild Private Limited

   
Jasveer Singh Panwar Ajit Pavithran  
Director Director  
DIN-06849825 DIN-07176243



## Eclogue Conbuild Private Limited

### Statement of Profit and Loss for the year 31 March 2018

(Amount in Rupees, unless otherwise stated)

	Notes	31 March 2018	31 March 2017
<b>REVENUE</b>			
Other Income	11	-	485
<b>Total Income</b>		-	485
<b>EXPENSES</b>			
Finance costs	12	354	-
Other expenses	13	9,376	7,005
<b>Total Expenses</b>		9,730	7,005
<b>Profit/(Loss) before tax</b>		(9,730)	(6,520)
<b>Tax expense:</b>			
Current Tax		-	-
<b>Profit/(Loss) for the year</b>		(9,730)	(6,520)
Other comprehensive income		-	-
<b>Total other comprehensive income for the year, net of tax</b>		-	-
<b>Total comprehensive income/(loss) for the year, net of tax</b>		(9,730)	(6,520)
<b>Earnings per equity share:</b>	14		
Basic (Rs.)		(0.97)	(0.65)
Diluted (Rs.)		(0.97)	(0.65)

Summary of significant accounting policies

3

The accompanying notes are an integral part of the financial statements.

As per our report of even date

For Jain Jindal & Co.

Firm registration No : 025817N

Chartered Accountants

Anil Jindal

Partner

Membership No. : 50438



Place : Gurugram

Date : 09 MAY 2018

For and on behalf of the Board of Directors of  
**Eclogue Conbuild Private Limited**

Jasveer Singh Panwar

Director

DIN-06849825

Aji Pavithran

Director

DIN-07176243



**ECRU BUILDERS PRIVATE LIMITED**  
**BALANCE SHEET AS AT 31 MARCH 2018**  
(Amount in Rupees, unless otherwise stated)

	Notes	31 March 2018	31 March 2017
<b>ASSETS</b>			
<b>Current assets</b>			
Inventories	4	28,027,485	28,027,485
Financial assets			
Cash and cash equivalents	5	17,089	12,977
Other current assets	6	26,275,505	26,275,505
<b>Total assets</b>		<b>54,320,079</b>	<b>54,315,967</b>
<b>EQUITY AND LIABILITIES</b>			
<b>Equity</b>			
Equity share capital	7	100,000	100,000
Other equity	8	(144,573)	(134,768)
<b>Total equity</b>		<b>(44,573)</b>	<b>(34,768)</b>
<b>LIABILITIES</b>			
<b>Current liabilities</b>			
Financial liabilities			
Trade payables	9	5,310	5,750
Other current liabilities	10	54,359,342	54,344,985
<b>Total liabilities</b>		<b>54,364,652</b>	<b>54,350,735</b>
<b>Total equity and liabilities</b>		<b>54,320,079</b>	<b>54,315,967</b>

Summary of significant accounting policies

3

The accompanying notes are an integral part of the financial statements.

As per our report of even date

For Sanjay Rastogi & Associates  
Firm registration No : 014056N  
Chartered Accountants

CA Sanjay Rastogi  
Partner  
Membership No. : 075033

Place : New Delhi  
Date : 09.05.2018



For and on behalf of the Board of Directors of  
**ECRU BUILDERS PRIVATE LIMITED**

*Firoz Ahmed Khan*  
**Firoz Ahmed Khan**  
Director  
DIN-07158432

*Gaurav Garg*  
**Gaurav Garg**  
Director  
DIN-07119234



**ECRU BUILDERS PRIVATE LIMITED**

**STATEMENT OF PROFIT AND LOSS FOR THE YEAR ENDED 31 MARCH 2018**

(Amount in Rupees, unless otherwise stated)

Particulars	Notes	31 March 2018	31 March 2017
Revenue		-	-
<b>Total Income</b>		-	-
<b>Expenses</b>			
Other expenses	11	9,687	6,699
Finance costs	12	118	115
<b>Total Expenses</b>		9,805	6,814
<b>Loss before tax</b>		(9,805)	(6,814)
Current tax		-	-
<b>Loss for the year</b>		(9,805)	(6,814)
Other comprehensive income		-	-
<b>Total other comprehensive income for the year, net of tax</b>		-	-
<b>Total comprehensive loss for the year, net of tax</b>		(9,805)	(6,814)
Earnings per equity share:	13		
Basic (Rs.)		(0.98)	(0.68)
Diluted (Rs.)		(0.98)	(0.68)

Summary of significant accounting policies

3

The accompanying notes are an integral part of the financial statements.

As per our report of even date

For Sanjay Rastogi & Associates

Firm registration No : 014056N


Chartered Accountants

For and on behalf of the Board of Directors of  
**ECRU BUILDERS PRIVATE LIMITED**

CA Sanjay Rastogi

Partner

Membership No. : 075033



Firoz Ahmed Khan

Firoz Ahmed Khan

Director

DIN-07158432

Gaurav Garg

Director

DIN-07119234

Place : New Delhi

Date : 09.05.2018



**Ecstasy Conbuild Private Limited**  
**Balance Sheet as at 31 March 2018**  
(Amount in Rupees, unless otherwise stated)

	Notes	As at 31 March 2018	As at 31 March 2017
<b>ASSETS</b>			
<b>Current assets</b>			
Inventories	4	11,456,289	11,456,289
Financial assets			
Cash and cash equivalents	5	19,219	4,708
Other current assets	6	10,238,113	10,259,548
<b>Total Assets</b>		<b>21,713,621</b>	<b>21,720,545</b>
<b>EQUITY AND LIABILITIES</b>			
<b>Equity</b>			
Equity share capital	7	200,000	200,000
Other equity	8	10,268,071	10,272,282
<b>Total equity</b>		<b>10,468,071</b>	<b>10,472,282</b>
<b>LIABILITIES</b>			
<b>Current liabilities</b>			
Financial liabilities			
Trade payables	9	5,310	8,613
Other current liabilities	10	11,240,240	11,239,650
<b>Total liabilities</b>		<b>11,245,550</b>	<b>11,248,263</b>
<b>Total Equity and Liabilities</b>		<b>21,713,621</b>	<b>21,720,545</b>
Summary of significant accounting policies	3		

The accompanying notes are an integral part of the financial statements.

As per our report of even date

For Jain Jindal & Co.  
Firm registration No : 025817N  
Chartered Accountants

**Amit Jindal**  
Partner  
Membership No. : 504308

Place : Gurugram  
Date :

09 MAY 2018



For and on behalf of the Board of Directors of  
**Ecstasy Conbuild Private Limited**

**Gaurav Garg**  
Director  
DIN-07119234

**Jibran Khalid Masood**  
Director  
DIN-08129167



**Ecstasy Conbuild Private Limited**  
**Statement of Profit and Loss for the year ended 31 March 2018**  
(Amount in Rupees, unless otherwise stated)

	Notes	31 March 2018	31 March 2017
<b>REVENUE</b>			
Other income	11	2,863	-
<b>Total Income</b>		<b>2,863</b>	<b>-</b>
<b>EXPENSES</b>			
Finance costs	12	89	805
Other expenses	13	6,985	12,848
<b>Total Expenses</b>		<b>7,074</b>	<b>13,653</b>
<b>Profit/(Loss) before tax</b>		<b>(4,211)</b>	<b>(13,653)</b>
Current tax		-	-
<b>Profit/(Loss) for the year</b>		<b>(4,211)</b>	<b>(13,653)</b>
Other comprehensive income		-	-
<b>Total other comprehensive income for the year, net of tax</b>		<b>-</b>	<b>-</b>
<b>Total comprehensive income for the year, net of tax</b>		<b>(4,211)</b>	<b>(13,653)</b>
<b>Earnings per equity share:</b>	14		
Basic (Rs.)		(0.21)	(0.68)
Diluted (Rs.)		(0.21)	(0.68)

Summary of significant accounting policies 3

The accompanying notes are an integral part of the financial statements.

As per our report of even date

For Jain Jindal & Co.  
Firm registration No : 025817N  
Chartered Accountants

**Amit Jindal**  
Partner  
Membership No. : 504308



Place : Gurugram  
Date : 09 MAY 2018

For and on behalf of the Board of Directors of  
**Ecstasy Conbuild Private Limited**

**Gaurav Garg**  
Director  
DIN-07119234

**Jibran Khalid Masood**  
Director  
DIN-08129167




**EDENIC PROPBUILD PRIVATE LIMITED**  
**BALANCE SHEET AS AT 31 MARCH 2018**  
(Amount in Rupees, unless otherwise stated)

	Notes	As at 31 March 2018	As at 31 March 2017
<b>ASSETS</b>			
<b>Non-current assets</b>			
Intangible assets under development	4	437,461,146	437,461,146
Financial assets			
Other financial assets	5	35,662,604	31,273,709
Other non-current assets	6	471,280,686	492,699,868
		<u>944,404,436</u>	<u>961,434,723</u>
<b>Current assets</b>			
Financial assets			
Cash and cash equivalents	7	39,034	34,564
Other current assets	8	121,267,890	121,300,071
		<u>121,306,924</u>	<u>121,334,635</u>
<b>Total Assets</b>		<u><b>1,065,711,360</b></u>	<u><b>1,082,769,358</b></u>
<b>EQUITY AND LIABILITIES</b>			
<b>Equity</b>			
Equity share capital	9	100,000	100,000
Other equity	10	(1,520,782,890)	(1,254,194,289)
Retained earnings			
<b>Total equity</b>		<u><b>(1,520,682,890)</b></u>	<u><b>(1,254,094,289)</b></u>
<b>LIABILITIES</b>			
<b>Current liabilities</b>			
Financial liabilities			
Trade payables	11	124,691,995	40,350,912
Other current liabilities	12	2,461,702,255	2,296,512,735
<b>Total liabilities</b>		<u><b>2,586,394,250</b></u>	<u><b>2,336,863,647</b></u>
<b>Total Equity and Liabilities</b>		<u><b>1,065,711,360</b></u>	<u><b>1,082,769,358</b></u>


Summary of significant accounting policies 3

The accompanying notes are an integral part of the financial statements.

As per our report of even date

For Rajeev & Ajay  
Firm Reg No. 009977N  
Chartered Accountants  
  
Rajeev Sabharwal  
Partner  
Membership No. : 084833

For and on behalf of the Board of Directors of  
**EDENIC PROPBUILD PRIVATE LIMITED**

  
Pendyala Srinukumar  
Director  
DIN-08129146

  
Nikhil Srivastava  
Director  
DIN-08077388

Place : New Delhi  
Date : 9 May 2018

**EDENIC PROPBUILD PRIVATE LIMITED**  
**STATEMENT OF PROFIT AND LOSS FOR THE YEAR ENDED 31 MARCH 2018**  
(Amount in Rupees, unless otherwise stated)

Particulars	Notes	31 March 2018	31 March 2017
Other income	13	10,370,011	3,944,874
<b>Total income (I)</b>		<b>10,370,011</b>	<b>3,944,874</b>
<b>EXPENSES</b>			
Finance costs	14	14,468	508
Other expenses	15	276,944,144	245,134,944
<b>Total expenses (II)</b>		<b>276,958,612</b>	<b>245,135,452</b>
<b>(Loss) before tax from operations (I-II)</b>		<b>(266,588,601)</b>	<b>(241,190,578)</b>
<b>Tax expense:</b>			
Current tax		-	-
<b>(Loss) for the year from operations</b>		<b>(266,588,601)</b>	<b>(241,190,578)</b>
Other comprehensive income		-	-
<b>Total other comprehensive income for the year, net of tax</b>		<b>-</b>	<b>-</b>
<b>Total comprehensive income/(loss) for the year, net of tax</b>		<b>(266,588,601)</b>	<b>(241,190,578)</b>
Earnings per equity share (computed on the basis of (loss) for the year):	16		
(1) Basic		(26,658.86)	(24,119.06)
(2) Diluted		(26,658.86)	(24,119.06)

**Summary of significant accounting policies**

3

The accompanying notes are an integral part of the financial statements.

As per our report of even date

For Rajeev & Ajay  
Firm Reg. No.: 009977N  
Chartered Accountants

Rajeev Sabharwal  
Partner  
Membership No.: 084833

For and on behalf of the Board of Directors of  
**EDENIC PROPBUILD PRIVATE LIMITED**

Pendyala Srinukumar  
Director  
DIN-08129146

Nikhil Srivastava  
Director  
DIN-08077388

Place : New Delhi  
Date : 9 May 2018

**Edge Conbuild Private Limited**

Balance Sheet as at 31 March 2018

(Amount in Rupees, unless otherwise stated)

	Notes	As at 31 March 2018	As at 31 March 2017
<b>ASSETS</b>			
<b>Current assets</b>			
Inventories	4	75,900,294	119,563,568
Financial assets			
Cash and cash equivalents	5	25,062	5,493,168
Other assets	6	2,478,535	-
<b>Total assets</b>		<b>78,403,891</b>	<b>125,056,736</b>
<b>EQUITY AND LIABILITIES</b>			
<b>Equity</b>			
Equity share capital	7	100,000	100,000
Other equity	8		
Retained Earnings		(243,583)	(219,028)
<b>Total equity</b>		<b>(143,583)</b>	<b>(119,028)</b>
<b>LIABILITIES</b>			
<b>Current liabilities</b>			
Financial liabilities			
Trade payables	9	78,546,884	123,756,463
Other current liabilities	10	590	1,419,301
<b>Total liabilities</b>		<b>78,547,474</b>	<b>125,175,764</b>
<b>Total equity and liabilities</b>		<b>78,403,891</b>	<b>125,056,736</b>
Summary of significant accounting policies	3		

The accompanying notes are an integral part of the financial statements.

As per our report of even date

For Jain Jindal &amp; Co.

Firm registration No : 025817N

Chartered Accountants



Amit Jindal


Partner

Membership No. : 504300

Place : Gurugram

Date :

09 MAY 2018

For and on behalf of the Board of Directors of  
Edge Conbuild Private Limited  
Pendyala Srinukumar  
Director  
DIN-08129146  
Akshat Maheshwari  
Director  
DIN-07504909

**Edge Conbuild Private Limited****Statement of Profit and Loss for the year ended 31 March 2018**

(Amount in Rupees, unless otherwise stated)

Particulars	Notes	31 March 2018	31 March 2017
<b>REVENUE</b>			
Revenue		-	-
<b>Total Income</b>		-	-
<b>EXPENSES</b>			
Finance costs	11	16,737	1,225
Other expenses	12	7,818	7,825
<b>Total Expenses</b>		<b>24,555</b>	<b>9,050</b>
<b>Profit/(Loss) before tax</b>		<b>(24,555)</b>	<b>(9,050)</b>
Current tax		-	-
<b>Profit/(Loss) for the year</b>		<b>(24,555)</b>	<b>(9,050)</b>
Other comprehensive income		-	-
<b>Total other comprehensive income for the year, net of tax</b>		-	-
<b>Total comprehensive income/(loss) for the year, net of tax</b>		<b>(24,555)</b>	<b>(9,050)</b>
<b>Earnings per equity share:</b>	13		
Basic (Rs.)		(2.46)	(0.91)
Diluted (Rs.)		(2.46)	(0.91)

Summary of significant accounting policies

3

The accompanying notes are an integral part of the financial statements.

As per our report of even date

For Jain Jindal &amp; Co.

Firm registration No : 025817N

Chartered Accountants



Amit Jindal

Partner

Membership No. : 50430



Place : Gurugram

Date :

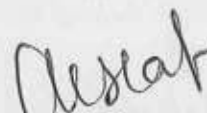
09 MAY 2018

For and on behalf of the Board of Directors of  
Edge Conbuild Private Limited

Pendyala Srinukumar

Director

DIN-08129146



Akshat Maheshwari

Director

DIN-07504909





**EDIT ESTATES PRIVATE LIMITED**  
**BALANCE SHEET AS AT 31 MARCH 2018**  
(Amount in Rupees, unless otherwise stated)

	Notes	As at 31 March 2018	As at 31 March 2017
<b>ASSETS</b>			
<b>Current assets</b>			
Inventories	4	29,108,720	29,108,720
Financial assets			
Cash and cash equivalents	5	18,580	5,985
<b>Total Assets</b>		<b>29,127,300</b>	<b>29,114,705</b>
<b>EQUITY AND LIABILITIES</b>			
<b>Equity</b>			
Equity share capital	6	100,000	100,000
Other equity	7		
Retained earnings		(528,031)	(518,567)
<b>Total equity</b>		<b>(428,031)</b>	<b>(418,567)</b>
<b>LIABILITIES</b>			
<b>Current liabilities</b>			
Financial liabilities			
Trade payables	8	5,310	5,750
Other current liabilities	9	29,550,021	29,527,521
<b>Total liabilities</b>		<b>29,555,331</b>	<b>29,533,271</b>
<b>Total Equity and Liabilities</b>		<b>29,127,300</b>	<b>29,114,705</b>
<b>Summary of significant accounting policies</b>	3		

The accompanying notes are an integral part of the financial statements.

As per our report of even date

For Rajeev & Ajay  
Firm registration No : 009977N  
Chartered Accountants

Rajeev Sabharwal  
Partner  
Membership No. : 084833

For and on behalf of the Board of Directors of  
EDIT ESTATES PRIVATE LIMITED

Ajit Pavithran  
Director  
DIN-07176243

Vijay Garg  
Director  
DIN-08129147

Place : New Delhi  
Date : 9-May-2018

**EDIT ESTATES PRIVATE LIMITED**  
**STATEMENT OF PROFIT AND LOSS FOR THE YEAR ENDED 31 MARCH 2018**  
(Amount in Rupees, unless otherwise stated)

Particulars	Notes	31 March 2018	31 March 2017
Revenue		-	-
<b>Total Income (I)</b>		-	-
<b>EXPENSES</b>			
Other expenses	10	9,376	7,825
Finance costs	11	89	115
<b>Total Expenses (II)</b>		9,465	7,940
<b>Profit/(Loss) before tax from continuing operations (I-II)</b>		(9,465)	(7,940)
<b>Tax expense</b>			
Current Tax		-	-
<b>Profit/(Loss) for the year from continuing operations</b>		(9,465)	(7,940)
<b>Other comprehensive income</b>		-	-
<b>Total other comprehensive income for the year, net of tax</b>		-	-
<b>Total comprehensive income/(loss) for the year, net of tax</b>		(9,465)	(7,940)
Earnings per equity share (computed on the basis of profit/(loss) for the year):	12		
(1) Basic		(0.95)	(0.79)
(2) Diluted		(0.95)	(0.79)

**Summary of significant accounting policies**

3

The accompanying notes are an integral part of the financial statements.

As per our report of even date

For Rajeev & Ajay  
Firm registration No. : 009977N  
Chartered Accountants

Rajeev Sabharwal  
Partner  
Membership No. : 084833

For and on behalf of the Board of Directors of  
**EDIT ESTATES PRIVATE LIMITED**

Ajit Pavithran  
Director  
DIN-07176243

Vijay Garg  
Director  
DIN-08129147

Place : New Delhi  
Date : 9-May-2018



**EDUCT PROPBUILD PRIVATE LIMITED**  
**BALANCE SHEET AS AT 31 MARCH 2018**  
(Amount in Rupees, unless otherwise stated)

	Notes	As at 31 March 2018	As at 31 March 2017
<b>ASSETS</b>			
<b>Current assets</b>			
Financial assets			
Cash and cash equivalents	4	19,938	25,000
<b>Total Assets</b>		<b>19,938</b>	<b>25,000</b>
<b>EQUITY AND LIABILITIES</b>			
<b>Equity</b>			
Equity share capital	5	100,000	100,000
Other equity	6		
Retained earnings		(7,130,024)	(7,104,631)
<b>Total equity</b>		<b>(7,030,024)</b>	<b>(7,004,631)</b>
<b>LIABILITIES</b>			
<b>Current liabilities</b>			
Financial liabilities			
Trade payables	7	6,541	19,046
Other Current liabilities	8	7,043,421	7,010,585
<b>Total liabilities</b>		<b>7,049,962</b>	<b>7,029,631</b>
<b>Total Equity and Liabilities</b>		<b>19,938</b>	<b>25,000</b>
<b>Summary of significant accounting policies</b>	3		

The accompanying notes are an integral part of the financial statements.

As per our report of even date

For Rajeev & Ajay  
Firm registration No.: 009977N  
Chartered Accountants

Rajeev Sabharwal  
Partner  
Membership No.: 084833

Place : New Delhi  
Date : 9-May-2018

For and on behalf of the Board of Directors of  
EDUCT PROPBUILD PRIVATE LIMITED

Manish Kumar Bhansali  
Director  
DIN-06583437

Tarun Chadha  
Director  
DIN-07109007

**EDUCT PROPBUILD PRIVATE LIMITED**  
**STATEMENT OF PROFIT AND LOSS FOR THE YEAR ENDED 31 MARCH 2018**  
(Amount in Rupees, unless otherwise stated)

Particulars	Notes	31 March 2018	31 March 2017
Revenue		-	-
<b>Total Income (I)</b>		-	-
<b>EXPENSES</b>			
Other expenses	9	25,304	7,314
Finance costs	10	89	-
<b>Total Expenses (II)</b>		<b>25,393</b>	<b>7,314</b>
<b>Profit/(Loss) before tax from continuing operations (I-II)</b>		<b>(25,393)</b>	<b>(7,314)</b>
<b>Tax expense:</b>			
Current Tax		-	-
<b>Profit/(Loss) for the year from continuing operations</b>		<b>(25,393)</b>	<b>(7,314)</b>
<b>Other comprehensive income</b>			
<b>Total other comprehensive income for the year, net of tax</b>			
<b>Total comprehensive income/(loss) for the year, net of tax</b>		<b>(25,393)</b>	<b>(7,314)</b>
Earnings per equity share (computed on the basis of profit/(loss) for the year):	11		
(1) Basic		(2.54)	(0.73)
(2) Diluted		(2.54)	(0.73)

Summary of significant accounting policies 3

The accompanying notes are an integral part of the financial statements.


As per our report of even date

For Rajeev & Ajay  
Firm registration No : 009977N  
Chartered Accountants

  
Rajeev Sabharwal  
Partner  
Membership No. : 084833

Place : New Delhi  
Date : 9-May-2018

For and on behalf of the Board of Directors of  
EDUCT PROPBUILD PRIVATE LIMITED

  
Manish Kumar Bhansali  
Director  
DIN-06583437

  
Tarun Chadha  
Director  
DIN-07109007

Elan Conbuild Private Limited  
BALANCE SHEET AS AT 31 MARCH 2018  
(Amount in Rupees, unless otherwise stated)

	Notes	As at 31 March 2018	As at 31 March 2017
<b>ASSETS</b>			
<b>Current assets</b>			
Financial assets			
Cash and cash equivalents	4	17,762	28,863
<b>Total Assets</b>		<b>17,762</b>	<b>28,863</b>
<b>EQUITY AND LIABILITIES</b>			
<b>Equity</b>			
Equity share capital	5	100,000	100,000
Other equity	6		
Retained Earnings		(702,220,407)	(702,207,286)
<b>Total equity</b>		<b>(702,120,407)</b>	<b>(702,107,286)</b>
<b>LIABILITIES</b>			
<b>Current liabilities</b>			
Financial liabilities			
Trade payables	7	2,312,578	2,313,022
Other financial liabilities	8	6,832,385	6,832,385
Other current liabilities	9	692,993,206	692,990,742
<b>Total liabilities</b>		<b>702,138,169</b>	<b>702,136,149</b>
<b>Total Equity and Liabilities</b>		<b>17,762</b>	<b>28,863</b>
<b>Summary of significant accounting policies</b>	3		

The accompanying notes are an integral part of the financial statements.

As per our report of even date

For Rajeev & Ajay  
Firm registration No. : 009977N  
Chartered Accountants

Rajeev Sabharwal  
Partner  
Membership No. : 084833

Place : New Delhi  
Date : 9-May-2018

For and on behalf of the Board of Directors of  
Elan Conbuild Private Limited

Jibran Khalid  
Jibran Khalid Masood  
Director  
DIN-08129167

Amitesh Mishra  
Director  
DIN-06549028

Elan Conbuild Private Limited  
**STATEMENT OF PROFIT AND LOSS FOR THE YEAR ENDED 31 MARCH 2018**  
(Amount in Rupees, unless otherwise stated)

Particulars	Notes	31 March 2018	31 March 2017
Revenue		-	-
<b>Total Income (I)</b>		-	-
<b>EXPENSES</b>			
Other expenses	10	13,032	1,004,832
Finance costs	11	89	155
<b>Total Expenses</b>		<b>13,121</b>	<b>1,004,987</b>
<b>Profit/(Loss) before tax from operations</b>		<b>(13,121)</b>	<b>(1,004,987)</b>
Tax expense:			
Current tax		-	-
<b>Profit/(Loss) for the year from continuing operations</b>		<b>(13,121)</b>	<b>(1,004,987)</b>
<b>Other comprehensive income</b>		-	-
<b>Total other comprehensive income for the year, net of tax</b>		-	-
<b>Total comprehensive income/(loss) for the year, net of tax</b>		<b>(13,121)</b>	<b>(1,004,987)</b>
Earnings per equity share (computed on the basis of profit/(loss) for the year):	12		
(1) Basic		(1.31)	(100.50)
(2) Diluted		(1.31)	(100.50)

Summary of significant accounting policies 3

The accompanying notes are an integral part of the financial statements.

As per our report of even date

For Rajeev & Ajay  
Firm registration No : 009977N  
Chartered Accountants

Rajeev Sabharwal  
Partner  
Membership No. : 084833

For and on behalf of the Board of Directors of  
Elan Conbuild Private Limited

Jibran Khalid  
Jibran Khalid Masood  
Director  
DIN-08129167

Amitesh Mishra  
Amitesh Mishra  
Director  
DIN-06549028

Place : New Delhi  
Date : 9-May-2018

**ELEGANT PROPBUILD PRIVATE LIMITED**  
**BALANCE SHEET AS AT 31 MARCH 2018**  
(Amount in Rupees, unless otherwise stated)

	Notes	31 March 2018	31 March 2017
<b>ASSETS</b>			
<b>Current assets</b>			
Inventories	4	31,003,868	31,003,868
Financial assets			
Cash and cash equivalents	5	18,419	4,719
<b>Total assets</b>		<b>31,022,287</b>	<b>31,008,587</b>
<b>EQUITY AND LIABILITIES</b>			
<b>Equity</b>			
Equity share capital	6	200,000	200,000
Other equity	7	30,761,747	30,770,381
<b>Total equity</b>		<b>30,961,747</b>	<b>30,970,381</b>
<b>LIABILITIES</b>			
<b>Current liabilities</b>			
Financial liabilities			
Trade payables	8	5,310	5,750
Other current liabilities	9	55,230	32,456
<b>Total liabilities</b>		<b>60,540</b>	<b>38,206</b>
<b>Total equity and liabilities</b>		<b>31,022,287</b>	<b>31,008,587</b>

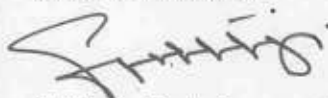
Summary of significant accounting policies

3

The accompanying notes are an integral part of the financial statements.

As per our report of even date

For Sanjay Rastogi & Associates  
Firm registration No : 014056N  
Chartered Accountants



CA Sanjay Rastogi  
Proprietor  
Membership No. : 075033



Place : New Delhi  
Date : 09.05.2018

For and on behalf of the Board of Directors of  
**ELEGANT PROPBUILD PRIVATE LIMITED**

  
Lalan Prasad Singh  
Director  
DIN - 08129091

  
Vijay Garg  
Director  
DIN - 08129147



**ELEGANT PROPBUILD PRIVATE LIMITED**  
**STATEMENT OF PROFIT AND LOSS FOR THE YEAR ENDED 31 MARCH 2018**  
(Amount in Rupees, unless otherwise stated)

Particulars	Notes	31 March 2018	31 March 2017
Revenue		-	-
<b>Total Income</b>		-	-
<b>EXPENSES</b>			
Finance costs	11	89	115
Other expenses	10	8,545	6,801
<b>Total Expenses</b>		<b>8,634</b>	<b>6,916</b>
<b>Loss before tax</b>		<b>(8,634)</b>	<b>(6,916)</b>
<b>Tax expense:</b>			
Current tax		-	-
<b>Loss for the year from continuing operations</b>		<b>(8,634)</b>	<b>(6,916)</b>
Other comprehensive income		-	-
<b>Total other comprehensive income for the year, net of tax</b>		-	-
<b>Total comprehensive loss for the year, net of tax</b>		<b>(8,634)</b>	<b>(6,916)</b>
Earnings per equity share:	12		
Basic (Rs.)		(0.43)	(0.35)
Diluted (Rs.)		(0.43)	(0.35)

Summary of significant accounting policies

The accompanying notes are an integral part of the financial statements.

As per our report of even date

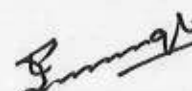
For Sanjay Rastogi & Associates  
Firm registration No : 014056N  
Chartered Accountants

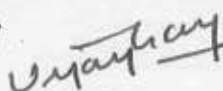
CA Sanjay Rastogi  
Proprietor  
Membership No. : 075033



Place : New Delhi  
Date : 09.05.2018

For and on behalf of the Board of Directors of  
**ELEGANT PROPBUILD PRIVATE LIMITED**

  
**Lalan Prasad Singh**  
Director  
DIN - 08129091

  
**Vijay Garg**  
Director  
DIN - 08129147

**Elite Conbuild Private Limited**  
**BALANCE SHEET AS AT 31 MARCH 2018**  
(Amount in Rupees, unless otherwise stated)

	Notes	As at 31 March 2018	As at 31 March 2017
<b>ASSETS</b>			
<b>Non-current assets</b>			
Capital work-in-progress	4	701,000,001	701,000,001
		<b>701,000,001</b>	<b>701,000,001</b>
<b>Current assets</b>			
Financial assets			
Cash and cash equivalents	5	20,995	3,119
Other financial assets	6	6,326,957	6,326,957
Other current assets	7	12,100,000	12,100,000
		<b>18,447,952</b>	<b>18,430,076</b>
<b>Total Assets</b>		<b>719,447,953</b>	<b>719,430,077</b>
<b>EQUITY AND LIABILITIES</b>			
<b>Equity</b>			
Equity share capital	8	100,000	100,000
Other equity	9		
Retained Earnings		(420,233,244)	(420,223,400)
<b>Total equity</b>		<b>(420,133,244)</b>	<b>(420,123,400)</b>
<b>LIABILITIES</b>			
<b>Current liabilities</b>			
Financial liabilities			
Trade payables	10	219,347	219,787
Other financial liabilities	11	20,773,080	19,805,525
Other current liabilities	12	1,118,588,770	1,119,528,165
<b>Total liabilities</b>		<b>1,139,581,197</b>	<b>1,139,553,477</b>
<b>Total Equity and Liabilities</b>		<b>719,447,953</b>	<b>719,430,077</b>
Summary of significant accounting policies	3		

The accompanying notes are an integral part of the financial statements.

As per our report of even date

For Rajeev & Ajay  
Firm registration No. : 009977N  
Chartered Accountants

Rajeev Sabharwal  
Partner  
Membership No. : 084833

Place : New Delhi  
Date : 9-May-2018

For and on behalf of the Board of Directors of  
Elite Conbuild Private Limited

Vikas Garg,  
Director  
DIN-05267799

Amitesh Mishra  
Director  
DIN-06549028



**Elite Conbuild Private Limited**  
**STATEMENT OF PROFIT AND LOSS FOR THE YEAR ENDED 31 MARCH 2018**  
(Amount in Rupees, unless otherwise stated)

Particulars	Notes	31 March 2018	31 March 2017
Other Income	13	-	300
<b>Total Income (I)</b>		<b>-</b>	<b>300</b>
<b>EXPENSES</b>			
Other expenses	14	9,065	182,422,164
Finance costs	15	779	115
<b>Total Expenses (II)</b>		<b>9,844</b>	<b>182,422,279</b>
<b>Profit/(Loss) before tax from continuing operations (I-II)</b>		<b>(9,844)</b>	<b>(182,421,979)</b>
<b>Tax expense:</b>			
Current Tax		-	-
<b>Profit/(Loss) for the year from continuing operations</b>		<b>(9,844)</b>	<b>(182,421,979)</b>
<b>Other comprehensive income</b>		<b>-</b>	<b>-</b>
<b>Total other comprehensive income for the year, net of tax</b>		<b>-</b>	<b>-</b>
<b>Total comprehensive income/(loss) for the year, net of tax</b>		<b>(9,844)</b>	<b>(182,421,979)</b>
Earnings per equity share (computed on the basis of profit/(loss) for the year):	16		
(1) Basic		(0.98)	(18,242.20)
(2) Diluted		(0.98)	(18,242.20)

Summary of significant accounting policies 3

The accompanying notes are an integral part of the financial statements.

As per our report of even date

For Rajeev & Ajay  
Firm registration No : 009977N  
Chartered Accountants

  
Rajeev Sabharwal  
Partner  
Membership No. : 084833

Place : New Delhi  
Date : 9-May-2018

For and on behalf of the Board of Directors of  
Elite Conbuild Private Limited

  
Vilas Garg  
Director  
DIN-05267799

  
Amitesh Mishra  
Director  
DIN-06549028



**Emaar India Community Management Private Limited**  
(Formerly known as Emaar MGF Services Private Limited)  
**Balance sheet as at 31 March 2018**  
(Amount in Rupees, unless otherwise stated)

	Notes	As at 31 March 2018	As at 31 March 2017
<b>ASSETS</b>			
<b>Non-current assets</b>			
Property, plant and equipment	4	298,454	82,575
Intangible assets under development		2,271,220	273,000
Deferred tax assets (net)	5 C	-	180,500
		<b>2,569,674</b>	<b>536,075</b>
<b>Current assets</b>			
Financial assets			
Investments	6	80,261,569	35,596,576
Trade receivables	7	360,737,224	131,380,567
Cash and cash equivalents	8 (a)	46,140,176	5,307,929
Other bank balances	8 (b)	34,000,000	51,700,000
Other financial assets	9	2,517,926	4,376,936
Other current assets	10	8,433,516	5,056,702
		<b>532,090,411</b>	<b>233,418,710</b>
		<b>534,660,085</b>	<b>233,954,785</b>
<b>Total Assets</b>			
<b>EQUITY AND LIABILITIES</b>			
<b>EQUITY</b>			
Equity share capital	11	100,000	100,000
Other equity	12		
Retained earnings		26,643,271	11,919,728
<b>Total equity</b>		<b>26,743,271</b>	<b>12,019,728</b>
<b>LIABILITIES</b>			
<b>Non-current liabilities</b>			
Provisions	18	1,103,836	1,120,711
		<b>1,103,836</b>	<b>1,120,711</b>
<b>Current liabilities</b>			
Financial liabilities			
Borrowings	13	-	160,885
Trade payables	14	59,941,928	47,885,034
Other financial liabilities	15	84,865,661	80,549,012
Other current liabilities	16	358,339,584	90,930,861
Current tax liabilities (Net)	17	3,637,205	1,262,193
Provisions	18	28,600	26,361
		<b>506,812,978</b>	<b>220,814,346</b>
		<b>534,660,085</b>	<b>233,954,785</b>
<b>Total Equity and Liabilities</b>			

Summary of significant accounting policies 3

The accompanying notes are an integral part of the financial statements.

As per our report of even date

**For Jain Jindal & Co.**  
Firm registration No : 025817N  
Chartered Accountants

  
**Amit Jindal**  
Partner  
Membership No. : 504308

Place : Gurugram  
Date : 9 May 2018



For and on behalf of the Board of Directors of  
**Emaar India Community Management Private Limited**

  
**Mahesh Soli**  
Director  
DIN-08129479

  
**Ravi Sinha**  
Director  
DIN-00457329

**Emaar India Community Management Private Limited**  
(Formerly known as Emaar MGF Services Private Limited)  
**Statement of Profit and Loss for the year ended 31 March 2018**  
(Amount in Rupees, unless otherwise stated)

	Notes	31 March 2018	31 March 2017
<b>Continuing operations</b>			
Revenue from operations	19	167,190,236	132,778,576
Other income	20	5,714,078	6,280,695
<b>Total Income</b>		<b>172,904,314</b>	<b>139,059,271</b>
<b>EXPENSES</b>			
Employee benefits expense	21	18,153,328	12,132,582
Other expenses	22	134,361,629	115,858,848
Depreciation and amortization expense	23	62,181	14,846
Finance costs	24	347,396	895,970
<b>Total Expenses</b>		<b>152,924,533</b>	<b>128,902,246</b>
<b>Profit before tax from continuing operations</b>		<b>19,979,781</b>	<b>10,157,025</b>
<b>Tax expense:</b>			
Current tax		5,197,856	2,066,481
Deferred tax		180,500	(180,500)
<b>Total tax expense</b>		<b>5,378,356</b>	<b>1,885,981</b>
<b>Profit for the year from continuing operations</b>		<b>14,601,425</b>	<b>8,271,044</b>
<b>Other comprehensive income</b>			
<b>Items that will be reclassified to profit or loss in subsequent years</b>			
Re-measurement gains on defined benefit plans		179,482	39,172
Income tax effect		(57,364)	(12,520)
<b>Total other comprehensive income for the year, net of tax</b>		<b>122,118</b>	<b>26,652</b>
<b>Total comprehensive income for the year, net of tax</b>		<b>14,723,543</b>	<b>8,297,696</b>
<b>Earnings per equity share:</b>	25		
(1) Basic		1,460.14	827.10
(2) Diluted		1,460.14	827.10

Summary of significant accounting policies 3

The accompanying notes are an integral part of the financial statements.

As per our report of even date

**For Jain Jindal & Co.**  
Firm registration No : 025817N  
Chartered Accountants

**Amit Jindal**  
Partner  
Membership No. : 504308

For and on behalf of the Board of Directors of  
**Emaar India Community Management Private Limited**

**Manoj Soni**  
Director  
DIN-08129479

**Ravi Sinha**  
Director  
DIN-00457329

Place : Gurugram  
Date : 9 May 2018




**Emaar MGF Education Private Limited**  
**Balance Sheet as at 31 March 2018**  
(Amount in Rupees, unless otherwise stated)

	Notes	March 31, 2018	March 31, 2017
<b>ASSETS</b>			
<b>Non-current assets</b>			
Property, plant & equipment	4	-	-
<b>Current assets</b>			
<b>Financial assets</b>			
Cash and Bank balances	5	72,597,808	73,468,361
Short-term loans and advances	6	53,661,099	52,940,726
Other current assets	7	898,421	355,099
		<u>127,157,328</u>	<u>126,764,186</u>
<b>Total assets</b>		<u><b>127,157,328</b></u>	<u><b>126,764,186</b></u>
<b>EQUITY AND LIABILITIES</b>			
<b>Shareholders' Funds</b>			
Share capital	8	939,090	939,090
Reserves and surplus	9	<u>124,624,563</u>	<u>124,255,494</u>
		<b>125,563,653</b>	<b>125,194,584</b>
<b>Current liabilities</b>			
<b>Financial liabilities</b>			
Trade payables	10	93,675	69,602
Other current liabilities	11	<u>1,500,000</u>	<u>1,500,000</u>
		<b>1,593,675</b>	<b>1,569,602</b>
<b>Total equity &amp; liabilities</b>		<u><b>127,157,328</b></u>	<u><b>126,764,186</b></u>

Summary of significant accounting policies 3


The accompanying notes are an integral part of the financial statements.

As per our report of even date

For Rajeev & Ajay  
Chartered Accountants  
Firm Reg. No.: 009977N  
  
Rajeev & Ajay  
Partner  
Membership No.: 084833

For and on behalf of the Board of Directors of  
Emaar MGF Education Private Limited

  
Vikas Kumar  
Director  
DIN-07757791

  
Ayush Agarwal  
Director  
DIN-08129153

Place : New Delhi  
Date :

**30 JUL 2018**

  
Jai Raj Vikas Verma  
Company Secretary


**Emaar MGF Education Private Limited**  
**Statement of profit and loss for the year ended 31 March 2018**  
**(Amount in Rupees, unless otherwise stated)**

	Notes	March 31, 2018	March 31, 2017
<b>INCOME</b>			
Other income	12	635,772	3,845,810
<b>Total Revenue</b>		<b>635,772</b>	<b>3,845,810</b>
<b>EXPENSES</b>			
Finance costs	13	93,430	131,940
Other expenses	14	25,843	24,600
<b>Total Expenses</b>		<b>119,273</b>	<b>156,540</b>
<b>Profit before tax</b>		<b>516,499</b>	<b>3,689,270</b>
<b>Tax expenses:</b>			
Current tax		147,430	1,141,395
Deferred tax expenses		-	5,309
<b>Total tax expenses</b>		<b>147,430</b>	<b>1,146,704</b>
<b>Profit/(Loss) for the year from continuing operations</b>		<b>369,069</b>	<b>2,542,566</b>
Other comprehensive income		-	-
<b>Total other comprehensive income for the year, net of tax</b>		<b>-</b>	<b>-</b>
<b>Total comprehensive income/(loss) for the year, net of tax</b>		<b>369,069</b>	<b>2,542,566</b>
<b>Earnings per equity share (computed on the basis of profit/(loss) for the year):</b>	15		
(1) Basic		3.93	27.07
(2) Diluted		3.93	27.07

Summary of significant accounting policies

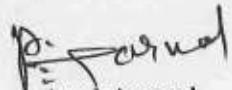
The accompanying notes are an integral part of the financial statements.

As per our report of even date

For Rajeev & Ajay  
Chartered Accountants  
Firm Reg. No.: 005977N  
  
Rajeev Sahharwal  
Partner  
Membership No.: 084833

For and on behalf of the Board of Directors of  
Emaar MGF Education Private Limited

  
Vikas Kumar  
Director  
DIN-07757791

  
Ayush Agarwal  
Director  
DIN-08129153

Place : New Delhi  
Date :

**30 JUL 2018**

  
Jai Raj Vikas Verma  
Company Secretary

**EMINENCE CONBUILD PRIVATE LIMITED**  
**BALANCE SHEET AS AT 31 MARCH 2018**  
(Amount in Rupees, unless otherwise stated)

	Notes	As at 31 March 2018	As at 31 March 2017
<b>ASSETS</b>			
<b>Current assets</b>			
Financial assets			
Cash and cash equivalents	4	18,671	7,660
<b>Total Assets</b>		<b>18,671</b>	<b>7,660</b>
<b>EQUITY AND LIABILITIES</b>			
<b>Equity</b>			
Equity share capital	5	100,000	100,000
Other equity	6		
Retained Earnings		(136,733)	(129,659)
<b>Total equity</b>		<b>(36,733)</b>	<b>(29,659)</b>
<b>LIABILITIES</b>			
<b>Current liabilities</b>			
Financial liabilities			
Trade payables	7	5,310	5,750
Other current liabilities	8	50,094	31,569
<b>Total liabilities</b>		<b>55,404</b>	<b>37,319</b>
<b>Total Equity and Liabilities</b>		<b>18,671</b>	<b>7,660</b>
<b>Summary of significant accounting policies</b>	3		

The accompanying notes are an integral part of the financial statements.

As per our report of even date

For Rajeev & Ajay  
Firm registration No : 009977N  
Chartered Accountants

Rajeev Sabharwal  
Partner  
Membership No. : 084833

Place : New Delhi  
Date : 9-May-2018

For and on behalf of the Board of Directors of  
**EMINENCE CONBUILD PRIVATE LIMITED**

Sanjay Baweja  
Director  
DIN-03449009

Jibran Khalid Masood  
Director  
DIN-08129167

EMINENCE CONBUILD PRIVATE LIMITED  
STATEMENT OF PROFIT AND LOSS FOR THE YEAR ENDED 31 MARCH 2018  
(Amount in Rupees, unless otherwise stated)

Particulars	Notes	31 March 2018	31 March 2017
Revenue		-	-
Total Income (I)		-	-
EXPENSES			
Other expenses	9	6,985	6,390
Finance costs	10	89	1,492
Total Expenses (II)		7,074	7,882
Profit/(Loss) before tax from continuing operations (I-II)		(7,074)	(7,882)
Tax expense		-	-
Current Tax		-	-
Profit/(Loss) for the year from continuing operations		(7,074)	(7,882)
Other comprehensive income		-	-
Total other comprehensive income for the year, net of tax		-	-
Total comprehensive income/(loss) for the year, net of tax		(7,074)	(7,882)
Earnings per equity share (computed on the basis of profit/(loss) for the year):	11		
(1) Basic		(0.71)	(0.79)
(2) Diluted		(0.71)	(0.79)

Summary of significant accounting policies

3

The accompanying notes are an integral part of the financial statements.

As per our report of even date

For Rajeev & Ajay  
Firm registration No. 1009977N  
Chartered Accountants

Rajeev Sabharwal  
Partner  
Membership No. 4084833

For and on behalf of the Board of Directors of  
EMINENCE CONBUILD PRIVATE LIMITED

Sanjay Baweja  
Director  
DIN-03449009

Jibran Khalid Masood  
Director  
DIN-08129167

Place : New Delhi  
Date : 9-May-2018



**ENAMEL PROPBUILD PRIVATE LIMITED**  
**BALANCE SHEET AS AT 31 MARCH 2018**  
(Amount in Rupees, unless otherwise stated)

	Notes	As at 31 March 2018	As at 31 March 2017
<b>ASSETS</b>			
<b>Non-current assets</b>			
Financial Assets			
Investments	4	-	-
<b>Current assets</b>			
Cash and cash equivalents	5	459	11,456
<b>Total Assets</b>		<b>459</b>	<b>11,456</b>
<b>EQUITY AND LIABILITIES</b>			
<b>Equity</b>			
Equity share capital	6	100,000	100,000
Other equity	7		
Retained Earnings		(25,161,333)	(25,141,354)
<b>Total equity</b>		<b>(25,061,333)</b>	<b>(25,041,354)</b>
<b>LIABILITIES</b>			
<b>Current liabilities</b>			
Financial liabilities			
Trade payables	8	5,310	11,475
Other Current liabilities	9	25,056,482	25,041,335
<b>Total liabilities</b>		<b>25,061,792</b>	<b>25,052,810</b>
<b>Total Equity and Liabilities</b>		<b>459</b>	<b>11,456</b>
Summary of significant accounting policies	3		

The accompanying notes are an integral part of the financial statements.

As per our report of even date

For Rajeev & Ajay  
Firm registration No : 009977N  
Chartered Accountants

  
Rajeev Sabharwal  
Partner  
Membership No. : 084833

Place : New Delhi  
Date : 9-May-2018

For and on behalf of the Board of Directors of  
ENAMEL PROPBUILD PRIVATE LIMITED

  
Varun Gupta  
Director  
DIN-08129163

  
Pendyala Srinukumar  
Director  
DIN-08129146




**ENAMEL PROPBUILD PRIVATE LIMITED**  
**STATEMENT OF PROFIT AND LOSS FOR THE YEAR ENDED 31 MARCH 2018**  
(Amount in Rupees, unless otherwise stated)

Particulars	Notes	31 March 2018	31 March 2017
Other Income	10	5,725	-
<b>Total Income (I)</b>		<b>5,725</b>	<b>-</b>
<b>EXPENSES</b>			
Other expenses	11	25,615	1,786,425
Finance costs	12	89	1,512
<b>Total Expenses(II)</b>		<b>25,704</b>	<b>1,787,937</b>
<b>Profit/(Loss) before tax from continuing operations(I-II)</b>		<b>(19,979)</b>	<b>(1,787,937)</b>
<b>Tax expense:</b>			
Current Tax		-	-
<b>Profit/(Loss) for the year from continuing operations</b>		<b>(19,979)</b>	<b>(1,787,937)</b>
<b>Other comprehensive income</b>		<b>-</b>	<b>-</b>
<b>Total other comprehensive income for the year, net of tax</b>		<b>-</b>	<b>-</b>
<b>Total comprehensive income/(loss) for the year, net of tax</b>		<b>(19,979)</b>	<b>(1,787,937)</b>
<b>Earnings per equity share (computed on the basis of profit/(loss) for the year):</b>	13		
(1) Basic		(2.00)	(178.79)
(2) Diluted		(2.00)	(178.79)
<b>Summary of significant accounting policies</b>	3		


The accompanying notes are an integral part of the financial statements.

As per our report of even date

For Rajeev & Ajay  
Firm registration No : 009977N  
Chartered Accountants  
  
Rajeev Sabharwal  
Partner  
Membership No. : 084833

For and on behalf of the Board of Directors of  
ENAMEL PROPBUILD PRIVATE LIMITED

  
Varun Gupta  
Director  
DIN-08129163

  
Pendyala Srinukumar  
Director  
DIN-08129146

Place : New Delhi  
Date : 9-May-2018



**ENIGMA PROPERTIES PRIVATE LIMITED**  
**BALANCE SHEET AS AT 31 MARCH 2018**  
(Amount in Rupees, unless otherwise stated)

	Notes	As at 31 March 2018	As at 31 March 2017
<b>ASSETS</b>			
<b>Current assets</b>			
Inventories	4	277,322,918	277,322,918
Financial assets			
Cash and cash equivalents	5	18,418	4,406
<b>Total Assets</b>		<b>277,341,336</b>	<b>277,327,324</b>
<b>EQUITY AND LIABILITIES</b>			
<b>Equity</b>			
Equity share capital	6	100,000	100,000
Other equity	7		
Retained Earnings		(489,105)	(482,031)
<b>Total equity</b>		<b>(389,105)</b>	<b>(382,031)</b>
<b>LIABILITIES</b>			
<b>Current liabilities</b>			
Financial liabilities			
Trade payables	8	5,311	5,750
Other current liabilities	9	277,725,130	277,703,605
<b>Total liabilities</b>		<b>277,730,441</b>	<b>277,709,355</b>
<b>Total Equity and Liabilities</b>		<b>277,341,336</b>	<b>277,327,324</b>

Summary of significant accounting policies

3

The accompanying notes are an integral part of the financial statements.

As per our report of even date

For Rajeev & Ajay  
Firm registration No : 009977N  
Chartered Accountants

Rajeev Subharwal  
Partner  
Membership No. : 084833

Place : New Delhi  
Date : 9-May-2018

For and on behalf of the Board of Directors of  
**ENIGMA PROPERTIES PRIVATE LIMITED**

Rangaswamy Harirajan  
Director  
DIN-06785533

Amitava Chattopadhyay  
Director  
DIN-07150600

**ENIGMA PROPERTIES PRIVATE LIMITED**  
**STATEMENT OF PROFIT AND LOSS FOR THE YEAR ENDED 31 MARCH 2018**  
(Amount in Rupees, unless otherwise stated)

Particulars	Notes	31 March 2018	31 March 2017
Revenue		-	-
Total Income (I)		-	-
<b>EXPENSES</b>			
Other expenses	10	6,985	6,698
Finance costs	11	89	115
Total expenses		7,074	6,813
Profit/(Loss) before tax from operations		(7,074)	(6,813)
Tax expense		-	-
Current tax		-	-
Profit/(Loss) for the year from continuing operations		(7,074)	(6,813)
Other comprehensive income		-	-
Total other comprehensive income for the year, net of tax		-	-
Total comprehensive income/(loss) for the year, net of tax		(7,074)	(6,813)
Earnings per equity share (computed on the basis of profit/(loss) for the year):	12		
(1) Basic		(0.71)	(0.68)
(2) Diluted		(0.71)	(0.68)

Summary of significant accounting policies 3

The accompanying notes are an integral part of the financial statements.

As per our report of even date

For Rajeev & Ajay  
Firm registration No : 009977N  
Chartered Accountants

Rajeev Saharwal  
Partner  
Membership No. : 084833

For and on behalf of the Board of Directors of  
**ENIGMA PROPERTIES PRIVATE LIMITED**

Rangaswamy Harirajan  
Director  
DIN-06785533

Amitava Chattopadhyay  
Director  
DIN-07150600

Place : New Delhi  
Date : 9-May-2018

**Epitome Propbuild Private Limited**  
**BALANCE SHEET AS AT 31 MARCH 2018**  
(Amount in Rupees, unless otherwise stated)

	Notes	As at 31 March 2018	As at 31 March 2017
<b>ASSETS</b>			
<b>Current assets</b>			
Financial assets			
Cash and cash equivalents	4	858	6,855
Other financial assets	5	45,459,600	45,459,600
Other current assets	6	8	355,323
<b>Total Assets</b>		<b>45,460,466</b>	<b>45,821,778</b>
<b>EQUITY AND LIABILITIES</b>			
<b>Equity</b>			
Equity share capital	7	100,000	100,000
Other equity	8		
Retained Earnings		4,293,059	4,676,365
<b>Total equity</b>		<b>4,393,059</b>	<b>4,776,365</b>
<b>LIABILITIES</b>			
<b>Current liabilities</b>			
Financial liabilities			
Trade payables	9	5,311	5,751
Other current liabilities	10	41,062,096	41,039,662
<b>Total liabilities</b>		<b>41,067,407</b>	<b>41,045,413</b>
<b>Total Equity and Liabilities</b>		<b>45,460,466</b>	<b>45,821,778</b>

Summary of significant accounting policies

3

The accompanying notes are an integral part of the financial statements.

As per our report of even date

For Rajeev & Ajay  
Firm registration No : 009977N  
Chartered Accountants

Rajeev Sabharwal  
Partner  
Membership No. : 084833

For and on behalf of the Board of Directors of  
Epitome Propbuild Private Limited

Alshat  
Alshat Maheshwari  
Director  
DIN-07504909

Varun Gupta  
Director  
DIN-08129163

Place : New Delhi  
Date : 9-May-2018

Epitome Propbuild Private Limited

STATEMENT OF PROFIT AND LOSS FOR THE YEAR ENDED 31 MARCH 2018

(Amount in Rupees, unless otherwise stated)

Particulars	Notes	31 March 2018	31 March 2017
Revenue		-	-
Total Income (I)		-	-
<b>EXPENSES</b>			
Other expenses	11	169,554	7,108
Finance costs	12	89	115
Total Expenses		169,643	7,223
Profit/(Loss) before tax from operations		(169,643)	(7,223)
Tax expense:			
Current Tax (Pertaining to previous year)		213,663	-
Profit/(Loss) for the year from continuing operations		(383,306)	(7,223)
Other comprehensive income		-	-
Total other comprehensive income for the year, net of tax		-	-
Total comprehensive income/(loss) for the year, net of tax		(383,306)	(7,223)
Earnings per equity share (computed on the basis of profit/(loss) for the year):	13		
(1) Basic		(38.33)	(0.72)
(2) Diluted		(38.33)	(0.72)

Summary of significant accounting policies

3

The accompanying notes are an integral part of the financial statements.

As per our report of even date

For Rajeev & Ajay  
Firm registration No : 009977N  
Chartered Accountants

Rajeev Sabharwal  
Partner  
Membership No. : 084833

For and on behalf of the Board of Directors of  
Epitome Propbuild Private Limited

Akshat Maheshwari  
Director  
DIN-07504909

Varun Gupta  
Director  
DIN-08129163

Place : New Delhi

Date : 9-May-2018

**ETERNAL BUILDTECH PRIVATE LIMITED**  
**BALANCE SHEET AS AT 31 MARCH 2018**  
(Amount in Rupees, unless otherwise stated)

	Notes	As at 31 March 2018	As at 31 March 2017
<b>ASSETS</b>			
<b>Current assets</b>			
Inventories	4	189,377,780	189,377,780
Financial assets			
Cash and cash equivalents	5	18,217	4,205
Other current assets	6	-	-
<b>Total Assets</b>		<b>189,395,997</b>	<b>189,381,985</b>
<b>EQUITY AND LIABILITIES</b>			
<b>Equity</b>			
Equity share capital	7	100,000	100,000
Other equity	8		
Retained Earnings		(2,040,510)	(2,032,396)
<b>Total equity</b>		<b>(1,940,510)</b>	<b>(1,932,396)</b>
<b>LIABILITIES</b>			
<b>Current liabilities</b>			
Financial liabilities			
Trade payables	9	5,311	5,750
Other current liabilities	10	191,331,196	191,308,631
<b>Total liabilities</b>		<b>191,336,507</b>	<b>191,314,381</b>
<b>Total Equity and Liabilities</b>		<b>189,395,997</b>	<b>189,381,985</b>

Summary of significant accounting policies 3

The accompanying notes are an integral part of the financial statements.

As per our report of even date

For Rajeev & Ajay  
Firm registration No : 009977N  
Chartered Accountants

Rajeev Sabharwal  
Partner  
Membership No. : 084833

Place : New Delhi  
Date : 9-May-2018

For and on behalf of the Board of Directors of  
ETERNAL BUILDTECH PRIVATE LIMITED

Rangaswamy Harirajan  
Director  
DIN-06785533

Amitava Chattopadhyay  
Director  
DIN-07150600

**ETERNAL BUILDTECH PRIVATE LIMITED**  
**STATEMENT OF PROFIT AND LOSS FOR THE YEAR ENDED 31 MARCH 2018**  
(Amount in Rupees, unless otherwise stated)

Particulars	Notes	31 March 2018	31 March 2017
Other Income	11	-	600
<b>Total Income (I)</b>		<b>-</b>	<b>600</b>
<b>EXPENSES</b>			
Other expenses	12	8,025	6,699
Finance costs	13	89	115
<b>Total expenses (II)</b>		<b>8,114</b>	<b>6,814</b>
<b>Profit/(Loss) before tax from operations (I-II)</b>		<b>(8,114)</b>	<b>(6,214)</b>
Tax expense		-	-
Current tax		-	-
<b>Profit/(Loss) for the year from operations</b>		<b>(8,114)</b>	<b>(6,214)</b>
Other comprehensive income		-	-
<b>Total other comprehensive income for the year, net of tax</b>		<b>-</b>	<b>-</b>
<b>Total comprehensive income/(loss) for the year, net of tax</b>		<b>(8,114)</b>	<b>(6,214)</b>
Earnings per equity share (computed on the basis of profit/(loss) for the year):	14		
(1) Basic		(0.81)	(0.62)
(2) Diluted		(0.81)	(0.62)

Summary of significant accounting policies

3

The accompanying notes are an integral part of the financial statements.

As per our report of even date

For Rajeev & Ajay  
Firm registration No : 009977N  
Chartered Accountants

Rajeev Sabharwal  
Partner  
Membership No. : 084833

For and on behalf of the Board of Directors of  
**ETERNAL BUILDTECH PRIVATE LIMITED**

Rangaswamy Harirajan  
Director  
DIN-06785533

Amitava Chattopadhyay  
Director  
DIN-07150600

Place : New Delhi  
Date : 9-May-2018

**ETHIC CONBUILD PRIVATE LIMITED**  
**BALANCE SHEET AS AT 31 MARCH 2018**  
(Amount in Rupees, unless otherwise stated)

	Notes	As at 31 March 2018	As at 31 March 2017
<b>ASSETS</b>			
Current assets			
Inventories	4	17,299,189	17,299,189
Financial assets			
Cash and cash equivalents	5	426	10,115
Other financial assets	6	20,607,352	20,607,352
<b>Total Assets</b>		<b>37,906,967</b>	<b>37,916,656</b>
<b>EQUITY AND LIABILITIES</b>			
Equity			
Equity share capital	7	200,010	200,010
Other equity	8		
Share Premium		22,818,062	22,818,062
Retained Earnings		(219,577)	(191,790)
		22,598,485	22,626,272
<b>Total equity</b>		<b>22,798,495</b>	<b>22,826,282</b>
<b>LIABILITIES</b>			
Current liabilities			
Financial liabilities			
Trade payables	9	36,810	37,250
Other current liabilities	10	15,071,663	15,053,124
<b>Total liabilities</b>		<b>15,108,473</b>	<b>15,090,374</b>
<b>Total Equity and Liabilities</b>		<b>37,906,967</b>	<b>37,916,656</b>
Summary of significant accounting policies	3		

The accompanying notes are an integral part of the financial statements.

As per our report of even date

For Rajeev & Ajay  
Firm registration No. : 009977N  
Chartered Accountants

Rajeev Sahasrwal  
Partner  
Membership No. : 084833

Place : New Delhi  
Date : 9-May-2018

For and on behalf of the Board of Directors of  
**ETHIC CONBUILD PRIVATE LIMITED**

Amit Dhall  
Director  
DIN-07257270

Vikas Singh  
Director  
DIN-05267799




**ETHIC CONBUILD PRIVATE LIMITED**  
**STATEMENT OF PROFIT AND LOSS FOR THE YEAR ENDED 31 MARCH 2018**  
(Amount in Rupees, unless otherwise stated)

Particulars	Notes	31 March 2018	31 March 2017
Revenue		-	-
Total Income (I)		-	-
<b>EXPENSES</b>			
Other expenses	11	27,699	10,286
Finance costs	12	89	805
Total Expenses		27,787	11,091
Profit/(Loss) before tax from continuing operations		(27,787)	(11,091)
Tax expense:			
Current tax		-	-
Profit/(Loss) for the year from continuing operations		(27,787)	(11,091)
Other comprehensive income		-	-
Total other comprehensive income for the year, net of tax		-	-
Total comprehensive income/(loss) for the year, net of tax		(27,787)	(11,091)
Earnings per equity share (computed on the basis of profit/(loss) for the year):	13		
(1) Basic		(1.39)	(0.55)
(2) Diluted		(1.39)	(0.55)
Summary of significant accounting policies	3		

The accompanying notes are an integral part of the financial statements.

As per our report of even date

For Rajeev & Ajay  
Firm registration No : 009977N  
Chartered Accountants  
  
Rajeev Sabharwal  
Partner  
Membership No. : 084833

For and on behalf of the Board of Directors of  
**ETHIC CONBUILD PRIVATE LIMITED**

  
Amit Dhall  
Director  
DIN-07257270

  
Vikas Garg  
Director  
DIN-05267799

Place : New Delhi  
Date : 9-May-2018



**ETHNIC PROPERTIES PRIVATE LIMITED**  
**BALANCE SHEET AS AT 31 MARCH 2018**  
(Amount in Rupees, unless otherwise stated)

	Notes	As at 31 March 2018	As at 31 March 2017
<b>ASSETS</b>			
Current assets			
Inventories	4	487,900,547	487,900,547
Financial assets			
Cash and cash equivalents	5	18,092	4,081
Other current assets	6	-	-
<b>Total Assets</b>		<b>487,918,639</b>	<b>487,904,628</b>
<b>EQUITY AND LIABILITIES</b>			
Equity			
Equity share capital	7	100,000	100,000
Other equity	8		
Retained Earnings		(66,110,192)	(66,100,520)
<b>Total equity</b>		<b>(66,010,192)</b>	<b>(66,000,520)</b>
<b>LIABILITIES</b>			
Current liabilities			
Financial liabilities			
Trade payables	9	5,305	5,745
Other current liabilities	10	553,923,526	553,899,403
<b>Total liabilities</b>		<b>553,928,831</b>	<b>553,905,148</b>
<b>Total Equity and Liabilities</b>		<b>487,918,639</b>	<b>487,904,628</b>
Summary of significant accounting policies	3		


The accompanying notes are an integral part of the financial statements.


As per our report of even date

For Rajeev & Ajay  
Firm registration No : 009977N  
Chartered Accountants

Rajeev Sabharwal  
Partner  
Membership No. : 084833

For and on behalf of the Board of Directors of  
**ETHNIC PROPERTIES PRIVATE LIMITED**

  
Rangaswamy Harirajan  
Director  
DIN-06785533

  
Amitava Chattopadhyay  
Director  
DIN-07150600

Place : New Delhi  
Date : 9-May-2018

**ETHNIC PROPERTIES PRIVATE LIMITED**  
**STATEMENT OF PROFIT AND LOSS FOR THE YEAR ENDED 31 MARCH 2018**  
(Amount in Rupees, unless otherwise stated)

Particulars	Notes	31 March 2018	31 March 2017
Revenue		-	-
Total Income (I)		-	-
<b>EXPENSES</b>			
Other expenses	11	9,583	6,698
Finance costs	12	89	115
Total expenses		9,672	6,813
Profit/(Loss) before tax from continuing operations		(9,672)	(6,813)
Tax expense:			
Current tax		-	-
Profit/(Loss) for the year from continuing operations		(9,672)	(6,813)
Other comprehensive income		-	-
Total other comprehensive income for the year, net of tax		-	-
Total comprehensive income/(loss) for the year, net of tax		(9,672)	(6,813)
Earnings per equity share (computed on the basis of profit/(loss) for the year):	13		
(1) Basic		(0.97)	(0.68)
(2) Diluted		(0.97)	(0.68)

Summary of significant accounting policies

3

The accompanying notes are an integral part of the financial statements.

As per our report of even date

For Rajeev & Ajay  
Firm registration No : 009977N  
Chartered Accountants

Rajeev Saharwal  
Partner  
Membership No. : 084833

For and on behalf of the Board of Directors of  
**ETHNIC PROPERTIES PRIVATE LIMITED**

Rangaswamy Harirajan  
Director  
DIN-06785533

Amitava Chattopadhyay  
Director  
DIN-07150600

Place : New Delhi  
Date : 9-May-2018

**EVERWEL ESTATES PRIVATE LIMITED**  
**BALANCE SHEET AS AT 31 MARCH 2018**  
(Amount in Rupees, unless otherwise stated)

	Notes	As at 31 March 2018	As at 31 March 2017
<b>ASSETS</b>			
<b>Current assets</b>			
Inventories	4	270,555,164	270,555,164
Financial assets			
Cash and cash equivalents	5	17,805	7,621
<b>Total Assets</b>		<b>270,572,969</b>	<b>270,562,785</b>
<b>EQUITY AND LIABILITIES</b>			
<b>Equity</b>			
Equity share capital	6	1,000,000	1,000,000
Other equity	7		
Retained Earnings		(502,566)	(491,652)
<b>Total equity</b>		<b>497,434</b>	<b>508,348</b>
<b>LIABILITIES</b>			
<b>Current liabilities</b>			
Financial liabilities			
Trade payables	8	5,310	5,750
Other current liabilities	9	270,070,226	270,048,687
<b>Total liabilities</b>		<b>270,075,536</b>	<b>270,054,437</b>
<b>Total Equity and Liabilities</b>		<b>270,572,969</b>	<b>270,562,785</b>


Summary of significant accounting policies

3

The accompanying notes are an integral part of the financial statements.


As per our report of even date

For Rajeev & Ajay  
Firm registration No. : 009977N  
Chartered Accountants

  
Rajeev Sabharwal  
Partner  
Membership No. : 84833

For and on behalf of the Board of Directors of  
**EVERWEL ESTATES PRIVATE LIMITED**

  
Varun Gupta  
Director  
DIN-08129163

  
Pendyala Srinukumar  
Director  
DIN-08129146

Place : New Delhi  
Date : 9-May-2018

**EVERWEL ESTATES PRIVATE LIMITED**  
**STATEMENT OF PROFIT AND LOSS FOR THE YEAR ENDED 31 MARCH 2018**  
(Amount in Rupees, unless otherwise stated)

Particulars	Notes	31 March 2018	31 March 2017
Revenue		-	-
<b>Total Income (I)</b>		-	-
<b>EXPENSES</b>			
Other expenses	10	10,826	7,415
Finance costs	11	89	115
<b>Total expenses (II)</b>		<b>10,914</b>	<b>7,530</b>
<b>Profit/(Loss) before tax from continuing operations (I-II)</b>		<b>(10,914)</b>	<b>(7,530)</b>
<b>Tax expense:</b>			
Current tax		-	-
<b>Profit/(Loss) for the year from continuing operations</b>		<b>(10,914)</b>	<b>(7,530)</b>
<b>Other comprehensive income</b>		-	-
<b>Total other comprehensive income for the year, net of tax</b>		-	-
<b>Total comprehensive income/(loss) for the year, net of tax</b>		<b>(10,914)</b>	<b>(7,530)</b>
Earnings per equity share (computed on the basis of profit/(loss) for the year):	12		
(1) Basic		(0.11)	(0.08)
(2) Diluted		(0.11)	(0.08)
Summary of significant accounting policies	3		

The accompanying notes are an integral part of the financial statements.

As per our report of even date

For Rajeev & Ajay  
Firm registration No.: 009977N  
Chartered Accountants

  
Rajeev Sabharwal  
Partner  
Membership No.: 84833

Place : New Delhi  
Date : 9-May-2018

For and on behalf of the Board of Directors of  
**EVERWEL ESTATES PRIVATE LIMITED**

  
Varun Gupta  
Director  
DIN-08129163

  
Pendyala Srinukumar  
Director  
DIN-08129146

**EXTREMITY CONBUILD PRIVATE LIMITED**  
**BALANCE SHEET AS AT 31 MARCH 2018**  
(Amount in Rupees, unless otherwise stated)

	Notes	As at 31 March 2018	As at 31 March 2017
<b>ASSETS</b>			
<b>Current assets</b>			
Financial assets			
Cash and cash equivalents	4	18,208	13,196
Other financial assets	5	31,092,883	31,106,377
<b>Total Assets</b>		<b>31,111,091</b>	<b>31,119,573</b>
<b>EQUITY AND LIABILITIES</b>			
<b>Equity</b>			
Equity share capital	6	200,000	200,000
Other equity	7		
Share premium		30,794,720	30,794,720
Retained earnings		110,163	118,796
		<b>30,904,883</b>	<b>30,913,516</b>
<b>Total equity</b>		<b>31,104,883</b>	<b>31,113,516</b>
<b>LIABILITIES</b>			
<b>Current liabilities</b>			
Financial liabilities			
Trade payables	8	5,618	6,057
Other current liabilities	9	590	-
<b>Total liabilities</b>		<b>6,208</b>	<b>6,057</b>
<b>Total Equity and Liabilities</b>		<b>31,111,091</b>	<b>31,119,573</b>

Summary of significant accounting policies 3

The accompanying notes are an integral part of the financial statements.

As per our report of even date

For Rajeev & Ajay  
Firm registration No.: 009977N  
Chartered Accountants

Rajeev Sabharwal  
Partner  
Membership No.: 084833

Place : New Delhi  
Date : 9-May-2018

For and on behalf of the Board of Directors of  
EXTREMITY CONBUILD PRIVATE LIMITED



Amit Dhall  
Director  
DIN-07257270



Vilas Garg  
Director  
DIN-05267799



**EXTREMITY CONBUILD PRIVATE LIMITED**  
**STATEMENT OF PROFIT AND LOSS FOR THE YEAR ENDED 31 MARCH 2018**  
(Amount in Rupees, unless otherwise stated)

Particulars	Notes	31 March 2018	31 March 2017
Revenue		-	-
<b>Total income (I)</b>		-	-
<b>EXPENSES</b>			
Other expenses	10	8,544	7,005
Finance costs	11	89	876
<b>Total expenses</b>		<b>8,633</b>	<b>7,881</b>
<b>Profit/(Loss) before tax from operations</b>		<b>(8,633)</b>	<b>(7,881)</b>
Tax expense:			
Current tax		-	-
<b>Profit/(Loss) for the year from operations</b>		<b>(8,633)</b>	<b>(7,881)</b>
Other comprehensive income		-	-
<b>Total other comprehensive income for the year, net of tax</b>		<b>-</b>	<b>-</b>
<b>Total comprehensive income/(loss) for the year, net of tax</b>		<b>(8,633)</b>	<b>(7,881)</b>
Earnings per equity share (computed on the basis of profit/(loss) for the year):	12		
(1) Basic		(0.43)	(0.39)
(2) Diluted		(0.43)	(0.39)

Summary of significant accounting policies

3

The accompanying notes are an integral part of the financial statements.

As per our report of even date

For Rajeev & Ajay  
Firm registration No : 009977N  
Chartered Accountants

Rajeev Sabharwal  
Partner  
Membership No: C084833

For and on behalf of the Board of Directors of  
**EXTREMITY CONBUILD PRIVATE LIMITED**

Amit Dhall  
Director  
DIN-07257270

Vikas Garg  
Director  
DIN-05267799

Place : New Delhi  
Date : 9-May-2018

**FABLE CONBUILD PRIVATE LIMITED**  
**BALANCE SHEET AS AT 31 MARCH 2018**  
(Amount in Rupees, unless otherwise stated)

	Notes	As at 31 March 2018	As at 31 March 2017
<b>ASSETS</b>			
<b>Current assets</b>			
Inventories	4	7,834,240	7,834,240
Financial assets			
Cash and cash equivalents	5	18,483	8,472
<b>Total Assets</b>		<b>7,852,723</b>	<b>7,842,712</b>
<b>EQUITY AND LIABILITIES</b>			
<b>Equity</b>			
Equity share capital	6	100,000	100,000
Other equity	7		
Retained Earnings		(249,677)	(241,355)
<b>Total equity</b>		<b>(149,677)</b>	<b>(141,355)</b>
<b>LIABILITIES</b>			
<b>Current liabilities</b>			
Financial liabilities			
Trade payables	8	5,310	5,750
Other current liabilities	9	7,997,090	7,978,317
<b>Total liabilities</b>		<b>8,002,400</b>	<b>7,984,067</b>
<b>Total Equity and Liabilities</b>		<b>7,852,723</b>	<b>7,842,712</b>

Summary of significant accounting policies 3

The accompanying notes are an integral part of the financial statements.

As per our report of even date

For Rajeev & Ajay  
Firm registration No. : 009977N  
Chartered Accountants

Rajeev Sabharwal  
Partner  
Membership No. : 084833

Place : New Delhi  
Date : 9 May 2018

For and on behalf of the Board of Directors of  
**FABLE CONBUILD PRIVATE LIMITED**

Tarun Chadha  
Director  
DIN-07109007

Amitesh Mishra  
Director  
DIN-06549028

**FABLE CONBUILD PRIVATE LIMITED**  
**STATEMENT OF PROFIT AND LOSS FOR THE YEAR ENDED 31 MARCH 2018**  
(Amount in Rupees, unless otherwise stated)

Particulars	Notes	31 March 2018	31 March 2017
Revenue		-	-
<b>Total Income</b>		-	-
<b>EXPENSES</b>			
Other expenses	10	8,233	7,313
Finance costs	11	89	115
<b>Total Expenses</b>		8,322	7,428
<b>Profit/(Loss) before tax</b>		(8,322)	(7,428)
<b>Tax expense:</b>			
Current tax		-	-
<b>Profit/(Loss) for the year</b>		(8,322)	(7,428)
Other comprehensive income		-	-
<b>Total other comprehensive income for the year, net of tax</b>		-	-
<b>Total comprehensive income/(loss) for the year, net of tax</b>		(8,322)	(7,428)
<b>Earnings per equity share:</b>	12		
(1) Basic		(0.83)	(0.74)
(2) Diluted		(0.83)	(0.74)

Summary of significant accounting policies

3

The accompanying notes are an integral part of the financial statements.

As per our report of even date

For Rajeev & Ajay  
Firm registration No : 009977N  
Chartered Accountants

Rajeev Sabharwal  
Partner  
Membership No. : 084833

For and on behalf of the Board of Directors of  
**FABLE CONBUILD PRIVATE LIMITED**

Tarun Chadha  
Director  
DIN-07109007

Amitesh Mishra  
Director  
DIN-06549028

Place : New Delhi  
Date : 9 May 2018



**FACADE CONBUILD PRIVATE LIMITED**  
**BALANCE SHEET AS AT 31 MARCH 2018**  
(Amount in Rupees, unless otherwise stated)

	Notes	As at 31 March 2018	As at 31 March 2017
<b>ASSETS</b>			
<b>Current assets</b>			
Inventories	4	10,442,326	10,442,326
Financial assets			
Cash and cash equivalents	5	18,403	12,392
<b>Total Assets</b>		<b>10,460,729</b>	<b>10,454,718</b>
<b>EQUITY AND LIABILITIES</b>			
<b>Equity</b>			
Equity share capital	6	100,000	100,000
Other equity	7		
Retained Earnings		(245,698)	(238,000)
<b>Total equity</b>		<b>(145,698)</b>	<b>(138,000)</b>
<b>LIABILITIES</b>			
<b>Current liabilities</b>			
Financial liabilities			
Trade payables	8	5,310	5,750
Other current liabilities	9	10,601,117	10,586,968
<b>Total liabilities</b>		<b>10,606,427</b>	<b>10,592,718</b>
<b>Total Equity and Liabilities</b>		<b>10,460,729</b>	<b>10,454,718</b>
Summary of significant accounting policies	3		

The accompanying notes are an integral part of the financial statements.

As per our report of even date

For Rajeev & Ajay  
Firm registration No : 009977N  
Chartered Accountants

Rajeev Sabharwal  
Partner  
Membership No.: 084833



For and on behalf of the Board of Directors of  
FACADE CONBUILD PRIVATE LIMITED

Amitesh Mishra  
Director  
DIN-06549028

Sanjay Baweja  
Director  
DIN-03449009

Place : New Delhi  
Date : 9 May 2018

**FACADE CONBUILD PRIVATE LIMITED**  
**STATEMENT OF PROFIT AND LOSS FOR THE YEAR ENDED 31 MARCH 2018**  
(Amount in Rupees, unless otherwise stated)

Particulars	Notes	31 March 2018	31 March 2017
Revenue		-	-
<b>Total Income</b>		-	-
<b>EXPENSES</b>			
Other expenses	10	7,609	7,314
Finance costs	11	89	805
<b>Total Expenses</b>		7,698	8,119
<b>Profit/(Loss) before tax</b>		(7,698)	(8,119)
<b>Tax expense:</b>			
Current tax		-	-
<b>Profit/(Loss) for the year</b>		(7,698)	(8,119)
Other comprehensive income		-	-
<b>Total other comprehensive income for the year, net of tax</b>		-	-
<b>Total comprehensive income/(loss) for the year, net of tax</b>		(7,698)	(8,119)
<b>Earnings per equity share:</b>	12		
(1) Basic		(0.77)	(0.81)
(2) Diluted		(0.77)	(0.81)

Summary of significant accounting policies

3

The accompanying notes are an integral part of the financial statements.

As per our report of even date

For Rajeev & Ajay  
Firm registration No : 009977N  
Chartered Accountants

Rajeev Sabharwal  
Partner  
Membership No. : 084833



For and on behalf of the Board of Directors of  
**FACADE CONBUILD PRIVATE LIMITED**

Amitesh Mishra  
Director  
DIN-06549028

Sanjay Baweja  
Director  
DIN-03449009

Place : New Delhi  
Date : 9 May 2018

Facet Estate Private Limited  
BALANCE SHEET AS AT 31 MARCH 2018  
(Amount in Rupees, unless otherwise stated)

**ASSETS**

**Current assets**

Inventories	
Financial assets	
Cash and cash equivalents	
Other current assets	

**Total Assets**

**EQUITY AND LIABILITIES**

**Equity**

Equity share capital	
Other equity	
Retained Earnings	
<b>Total equity</b>	

**LIABILITIES**

**Current liabilities**

Financial liabilities	
Trade payables	
Other current liabilities	
<b>Total liabilities</b>	

**Total Equity and Liabilities**

Summary of significant accounting policies

The accompanying notes are an integral part of the financial statements.

As per our report of even date

For MNV & CO.  
Firm Reg. No.: 023682N  
Chartered Accountants

Vikram Suri  
Partner  
Membership No.: 505887



Place : New Delhi  
Date : 9-May-2018

Notes	As at 31 March 2018	As at 31 March 2017
4	1,345,620,180	1,339,150,085
5	22,841	13,764
6	-	543,721
	<b>1,345,643,021</b>	<b>1,339,707,570</b>
7	100,000	100,000
8	23,218,140	24,088,259
	<b>23,318,140</b>	<b>24,188,259</b>
9	7,310	7,750
10	1,322,317,571	1,315,511,561
	<b>1,322,324,881</b>	<b>1,315,519,311</b>
	<b>1,345,643,021</b>	<b>1,339,707,570</b>

3

For and on behalf of the Board of Directors of  
Facet Estate Private Limited

Manpreet Singh  
Director  
DIN-01194096

Firoz Ahmed Khan  
Director  
DIN-07158432

*(Signature)*

Facet Estate Private Limited  
STATEMENT OF PROFIT AND LOSS FOR THE YEAR ENDED 31 MARCH 2018  
(Amount in Rupees, unless otherwise stated)

Particulars	Notes	31 March 2018	31 March 2017
Revenue		-	-
Total Income		-	-
<b>EXPENSES</b>			
Finance costs	11	138	115
Other expenses	12	326,260	7,825
Total Expenses		326,398	7,940
Profit(Loss) before tax from operations		(326,398)	(7,940)
Tax expense:			
Current tax (pertaining to earlier years)		543,721	-
Profit(Loss) for the year from operations		(870,119)	(7,940)
Other comprehensive income/(loss)		-	-
Total other comprehensive income/(loss) for the year, net of tax		-	-
Total comprehensive income/(loss) for the year, net of tax		(870,119)	(7,940)
Earnings per equity share:	13		
Basic (Rs.)		(87.01)	(0.79)
Diluted (Rs.)		(87.01)	(0.79)
Summary of significant accounting policies	3		

The accompanying notes are an integral part of the financial statements.

As per our report of even date

For MNV & CO.  
Firm Reg. No.: 023682N  
Chartered Accountants  
Vishal Suri  
Partner  
Membership No.: 505887



Place : New Delhi  
Date : 9-May-2018

For and on behalf of the Board of Directors of  
Facet Estate Private Limited

Mangreck Singh  
Director  
DIN-01194096

Firoz Ahmed Khan  
Director  
DIN-07158432

**Flick Propbuild Private Limited**

Balance Sheet as at 31 March 2018

(Amount in Rupees, unless otherwise stated)

	Notes	As at 31 March 2018	As at 31 March 2017
<b>ASSETS</b>			
<b>Current assets</b>			
Inventories	4	23,384,754	23,384,754
<b>Financial assets</b>			
Cash and cash equivalents	5	19,681	7,050
Other financial assets	6	3,418,619	3,418,619
<b>Total assets</b>		<b>26,823,054</b>	<b>26,810,423</b>
<b>EQUITY AND LIABILITIES</b>			
<b>Equity</b>			
Equity share capital	7	100,000	100,000
Other equity	8	225,738	232,524
<b>Total equity</b>		<b>325,738</b>	<b>332,524</b>
<b>LIABILITIES</b>			
<b>Current liabilities</b>			
<b>Financial liabilities</b>			
Trade payables	9	5,310	5,750
Other current liabilities	10	26,492,006	26,472,149
<b>Total liabilities</b>		<b>26,497,316</b>	<b>26,477,899</b>
<b>Total equity and liabilities</b>		<b>26,823,054</b>	<b>26,810,423</b>

Summary of significant accounting policies

3

The accompanying notes are an integral part of the financial statements.

As per our report of even date

For Jain Jindal &amp; Co.

Firm registration No : 025817N

Chartered Accountants

Amit Jindal

Partner

Membership No. : 504308

Place : Gurugram

Date :

09 MAY 2018

For and on behalf of the Board of Directors of  
Flick Propbuild Private LimitedV. Radha Krishna  
Director  
DIN-05268278Sanjay Baweja  
Director  
DIN-03449009

**Flick Propbuild Private Limited**

Statement of Profit and Loss for the year ended 31 March 2018

(Amount in Rupees, unless otherwise stated)

	Notes	31 March 2018	31 March 2017
<b>REVENUE</b>			
Other Income	11	1,120	-
<b>Total Income</b>		<b>1,120</b>	<b>-</b>
<b>EXPENSES</b>			
Finance costs	12	89	115
Other expenses	13	7,817	6,699
<b>Total Expenses</b>		<b>7,906</b>	<b>6,814</b>
<b>Profit/(Loss) before tax</b>		<b>(6,786)</b>	<b>(6,814)</b>
Current tax		-	-
<b>Profit/(Loss) for the year</b>		<b>(6,786)</b>	<b>(6,814)</b>
Other comprehensive income		-	-
<b>Total other comprehensive income for the year, net of tax</b>		<b>-</b>	<b>-</b>
<b>Total comprehensive income/(loss) for the year, net of tax</b>		<b>(6,786)</b>	<b>(6,814)</b>
<b>Earnings per equity share:</b>	14		
Basic (Rs.)		(0.68)	(0.68)
Diluted (Rs.)		(0.68)	(0.68)

Summary of significant accounting policies

The accompanying notes are an integral part of the financial statements.

As per our report of even date

For Jain Jindal &amp; Co.

Firm registration No : 025817N

Chartered Accountants

  
**Amit Jindal**  
Partner

Membership No. : 504308

Place : Gurugram

Date : 09 MAY 2018

For and on behalf of the Board of Directors of  
**Flick Propbuild Private Limited****Vazhakkate Radha Krishna**  
Director  
DIN-05268278**Sanjay Baweja**  
Director  
DIN-03449009

## Fling Propbuild Private Limited

Balance Sheet as at 31 March 2018

(Amount in Rupees, unless otherwise stated)

	Notes	As at 31 March 2018	As at 31 March 2017
<b>ASSETS</b>			
<b>Current assets</b>			
Inventories	4	12,842,409	12,842,409
Financial assets			
Cash and cash equivalents	5	18,980	7,469
Other financial assets	6	49,592,869	49,592,869
<b>Total assets</b>		<b>62,454,258</b>	<b>62,442,747</b>
<b>EQUITY AND LIABILITIES</b>			
<b>Equity</b>			
Equity share capital	7	100,000	100,000
Other equity	8	(806,841)	(798,520)
<b>Total equity</b>		<b>(706,841)</b>	<b>(698,520)</b>
<b>LIABILITIES</b>			
<b>Current liabilities</b>			
Financial liabilities			
Trade payables	9	5,310	5,750
Other current liabilities	10	63,155,789	63,135,517
<b>Total liabilities</b>		<b>63,161,099</b>	<b>63,141,267</b>
<b>Total equity and liabilities</b>		<b>62,454,258</b>	<b>62,442,747</b>

Summary of significant accounting policies

3

The accompanying notes are an integral part of the financial statements.

As per our report of even date

For Jain Jindal & Co.

Firm registration No : 025817N

Chartered Accountants

*Vikash Lath*

Vikash Lath

Partner

Membership No. : 514103

Place : Gurugram

Date : 2/5/2018



For and on behalf of the Board of Directors of  
Fling Propbuild Private Limited

*V. Radha Krishna*

Vazhakkate Radha Krishna

Director

DIN-05268278

*Sanjay Baweja*

Sanjay Baweja

Director

DIN-03449009





**Fling Propbuild Private Limited**

Statement of Profit and Loss for the year ended 31 March 2018

(Amount in Rupees, unless otherwise stated)

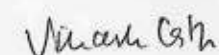
	Notes	31 March 2018	31 March 2017
<b>REVENUE</b>			
Revenue		-	-
<b>Total Income</b>		-	-
<b>EXPENSES</b>			
Finance costs	11	89	115
Other expenses	12	8,232	6,801
<b>Total Expenses</b>		8,321	6,916
<b>Profit/(Loss) before tax</b>		(8,321)	(6,916)
Current tax		-	-
<b>Profit/(Loss) for the year</b>		(8,321)	(6,916)
Other comprehensive income		-	-
<b>Total other comprehensive income for the year, net of tax</b>		-	-
<b>Total comprehensive income/(loss) for the year, net of tax</b>		(8,321)	(6,916)
<b>Earnings per equity share:</b>	13		
Basic (Rs.)		(0.83)	(0.69)
Diluted (Rs.)		(0.83)	(0.69)

Summary of significant accounting policies 3

The accompanying notes are an integral part of the financial statements.

As per our report of even date

For Jain Jindal & Co.  
Firm registration No : 025817N  
Chartered Accountants

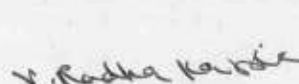



Vikash Lath  
Partner  
Membership No. : 514103

Place : Gurugram  
Date : 9/05/2018



For and on behalf of the Board of Directors of  
Fling Propbuild Private Limited

  
Vazhakkate Radha Krishna  
Director  
DIN-05268278

  
Sanjay Baweja  
Director  
DIN-03449009





**FLIP PROPBUILD PRIVATE LIMITED**  
**BALANCE SHEET AS AT 31 MARCH 2018**  
(Amount in Rupees, unless otherwise stated)

	Notes	31 March 2018	31 March 2017
<b>ASSETS</b>			
<b>Current assets</b>			
Inventories	4	53,348,767	53,348,767
<b>Financial assets</b>			
Cash and cash equivalents	5	21,729	12,858
Other financial assets	6	36,493,910	36,493,910
Other current assets	7	-	149,035
<b>Total Assets</b>		<b>89,864,406</b>	<b>90,004,570</b>
<b>EQUITY AND LIABILITIES</b>			
<b>Equity</b>			
Equity share capital	8	100,000	100,000
Other equity	9	(208,122)	(209,968)
<b>Total equity</b>		<b>(108,122)</b>	<b>(109,968)</b>
<b>LIABILITIES</b>			
<b>Current liabilities</b>			
<b>Financial liabilities</b>			
Trade payables	10	5,309	5,750
Other current liabilities	11	89,966,783	90,108,788
Provisions	12	436	-
<b>Total liabilities</b>		<b>89,972,528</b>	<b>90,114,538</b>
<b>Total Equity and Liabilities</b>		<b>89,864,406</b>	<b>90,004,570</b>
Summary of significant accounting policies	3		

The accompanying notes are an integral part of the financial statements.

As per our report of even date

For Rajeev & Ajay  
Firm registration No. : 009977N  
Chartered Accountants

Rajeev Sabharwal  
Partner  
Membership No. : 084833

Place : New Delhi  
Date : 9-May-2018

For and on behalf of the Board of Directors of  
**FLIP PROPBUILD PRIVATE LIMITED**

Bhupinder Bajjaswant Singh  
Director  
DIN-06583432

Sailada Ramakrishna  
Director  
DIN-08129169

**FLIP PROPBUILD PRIVATE LIMITED**  
**STATEMENT OF PROFIT AND LOSS FOR THE YEAR ENDED 31 MARCH 2018**  
(Amount in Rupees, unless otherwise stated)

Particulars	Notes	31 March 2018	31 March 2017
Other Income	13	14,153	-
Total Income		14,153	-
<b>EXPENSES</b>			
Other expenses	14	11,767	7,005
Finance costs	15	106	115
Total Expenses		11,873	7,120
Profit/(Loss) before tax from operations		2,280	(7,120)
Current tax		434	-
Profit/(Loss) for the year		1,846	(7,120)
Other comprehensive income		-	-
Total other comprehensive income for the year, net of tax		-	-
Total comprehensive income/(loss) for the year, net of tax		1,846	(7,120)
Earnings per equity share:	16		
Basic (Rs.)		0.18	(0.71)
Diluted (Rs.)		0.18	(0.71)

Summary of significant accounting policies

3

The accompanying notes are an integral part of the financial statements.

As per our report of even date

For Rajeev & Ajay  
Firm registration No. 009977N  
Chartered Accountants

Rajeev Sabharwal  
Partner  
Membership No. : 084833

Place : New Delhi  
Date : 9-May-2018

For and on behalf of the Board of Directors of  
**FLIP PROPBUILD PRIVATE LIMITED**

Bhupinder Rajaswanti Singh  
Director  
DIN-06583482

Satish Ramakrishna  
Director  
DIN-08129169

**FLORET PROPBUILD PRIVATE LIMITED**  
**BALANCE SHEET AS AT 31 MARCH 2018**  
(Amount in Rupees, unless otherwise stated)

	Notes	31 March 2018	31 March 2017
<b>ASSETS</b>			
<b>Current assets</b>			
Inventories	4	34,417,024	34,417,024
Financial assets			
Cash and cash equivalents	5	18,686	16,986
Other financial assets	6	5,020,636	5,020,636
<b>Total Assets</b>		<b>39,456,346</b>	<b>39,454,646</b>
<b>EQUITY AND LIABILITIES</b>			
<b>Equity</b>			
Equity share capital	7	100,000	100,000
Other equity	8	(266,928)	(256,631)
<b>Total equity</b>		<b>(166,928)</b>	<b>(156,631)</b>
<b>LIABILITIES</b>			
<b>Current liabilities</b>			
Financial liabilities			
Trade payables	9	5,311	5,749
Other current liabilities	10	39,617,963	39,605,528
<b>Total liabilities</b>		<b>39,623,274</b>	<b>39,611,277</b>
<b>Total Equity and Liabilities</b>		<b>39,456,346</b>	<b>39,454,646</b>
Summary of significant accounting policies	3		

The accompanying notes are an integral part of the financial statements.

As per our report of even date

For **Rajeev & Ajay**  
Firm registration No : 009977N  
Chartered Accountants

**Rajeev Sabharwal**  
Partner  
Membership No. : 084833

Place : New Delhi  
Date : 9 May 2018

For and on behalf of the Board of Directors of  
**FLORET PROPBUILD PRIVATE LIMITED**

**Chandra Shekher Joshi**  
Director  
DIN-07099624

**Tarun Chadha**  
Director  
DIN-07109007

**FLORET PROPBUILD PRIVATE LIMITED**  
**STATEMENT OF PROFIT AND LOSS FOR THE YEAR ENDED 31 MARCH 2018**  
(Amount in Rupees, unless otherwise stated)

Particulars	Notes	31 March 2018	31 March 2017
Revenue		-	-
<b>Total Income</b>		-	-
<b>EXPENSES</b>			
Other expenses	11	10,208	7,621
Finance costs	12	89	1,466
<b>Total Expenses</b>		<b>10,297</b>	<b>9,087</b>
<b>Profit/(Loss) before tax</b>		<b>(10,297)</b>	<b>(9,087)</b>
Current tax		-	-
<b>Profit/(Loss) for the year</b>		<b>(10,297)</b>	<b>(9,087)</b>
Other comprehensive income		-	-
<b>Total other comprehensive income for the year, net of tax</b>		<b>-</b>	<b>-</b>
<b>Total comprehensive income/(loss) for the year, net of tax</b>		<b>(10,297)</b>	<b>(9,087)</b>
Earnings per equity share:	13		
Basic (Rs.)		(1.03)	(0.91)
Diluted (Rs.)		(1.03)	(0.91)

Summary of significant accounting policies

3

The accompanying notes are an integral part of the financial statements.

As per our report of even date

For Rajeev & Ajay  
Firm registration No. 009977N  
Chartered Accountants

Rajeev Sabharwal  
Partner  
Membership No. : 084833

For and on behalf of the Board of Directors of  
**FLORET PROPBUILD PRIVATE LIMITED**

Chandra Shekher Joshi  
Director  
DIN-07099624

Tarun Chadha  
Director  
DIN-07109007

Place : New Delhi  
Date : 9 May 2018

**FLOTILLA PROPBUILD PRIVATE LIMITED**  
**BALANCE SHEET AS AT 31 MARCH 2018**  
(Amount in Rupees, unless otherwise stated)

	Notes	31 March 2018	31 March 2017
<b>ASSETS</b>			
<b>Current assets</b>			
Inventories	4	43,575,595	43,575,595
Financial assets			
Cash and cash equivalents	5	18,456	6,445
<b>Total assets</b>		<b>43,594,051</b>	<b>43,582,040</b>
<b>EQUITY AND LIABILITIES</b>			
<b>Equity</b>			
Equity share capital	6	100,000	100,000
Other equity	7	(267,267)	(258,738)
<b>Total equity</b>		<b>(167,267)</b>	<b>(158,738)</b>
<b>LIABILITIES</b>			
<b>Current liabilities</b>			
Financial liabilities			
Trade payables	8	5,310	5,750
Other current liabilities	9	43,756,008	43,735,028
<b>Total liabilities</b>		<b>43,761,318</b>	<b>43,740,778</b>
<b>Total equity and liabilities</b>		<b>43,594,051</b>	<b>43,582,040</b>

Summary of significant accounting policies 3

The accompanying notes are an integral part of the financial statements.

As per our report of even date

For Rajeev & Co  
Firm registration No. 109977N  
Chartered Accountants  
NEW DELHI  
Rajeev Sahasrwar  
Partner  
Membership No. : 084833

For and on behalf of the Board of Directors of  
**FLOTILLA PROPBUILD PRIVATE LIMITED**

Pankaj Kishore Chaturvedi  
Director  
DIN-07119298

Rangaswamy Harirajan  
Director  
DIN-06785533

Place : New Delhi  
Date : 9 May 2018

**FLOTILLA PROPBUILD PRIVATE LIMITED**  
**STATEMENT OF PROFIT AND LOSS FOR THE YEAR ENDED 31 MARCH 2018**  
(Amount in Rupees, unless otherwise stated)

Particulars	Notes	31 March 2018	31 March 2017
Revenue		-	-
<b>Total Income</b>		-	-
<b>EXPENSES</b>			
Other expenses	10	8,440	7,416
Finance costs	11	89	1,512
<b>Total Expenses</b>		<b>8,529</b>	<b>8,928</b>
<b>Profit/(Loss) before tax</b>		<b>(8,529)</b>	<b>(8,928)</b>
Current tax		-	-
<b>Profit/(Loss) for the year</b>		<b>(8,529)</b>	<b>(8,928)</b>
Other comprehensive income		-	-
<b>Total other comprehensive income for the year, net of tax</b>		<b>-</b>	<b>-</b>
<b>Total comprehensive income/(loss) for the year, net of tax</b>		<b>(8,529)</b>	<b>(8,928)</b>
<b>Earnings per equity share:</b>	12		
Basic (Rs.)		(0.85)	(0.89)
Diluted (Rs.)		(0.85)	(0.89)

Summary of significant accounting policies

3

The accompanying notes are an integral part of the financial statements.

As per our report of even date


For Rajeev & Associates  
Firm registration No. 099507N  
Chartered Accountants

Rajeev Sharma  
Partner  
Membership No. 084833

For and on behalf of the Board of Directors of  
**FLOTILLA PROPBUILD PRIVATE LIMITED**



Pankaj Kishore Chaturvedi  
Director  
DIN-07119298



Rangaswamy Harirajan  
Director  
DIN-06785533

Place : New Delhi  
Date : 9 May 2018

**FLOUNCE PROPBUILD PRIVATE LIMITED**  
**BALANCE SHEET AS AT 31 MARCH 2018**  
(Amount in Rupees, unless otherwise stated)

	Notes	31 March 2018	31 March 2017
<b>ASSETS</b>			
<b>Current assets</b>			
Inventories	4	9,897,134	9,897,134
Financial assets			
Cash and cash equivalents	5	18,877	12,777
Other financial assets	6	248,063	248,063
<b>Total assets</b>		<b>10,164,074</b>	<b>10,157,974</b>
<b>EQUITY AND LIABILITIES</b>			
<b>Equity</b>			
Equity share capital	7	100,000	100,000
Other equity	8	(257,132)	(248,068)
<b>Total equity</b>		<b>(157,132)</b>	<b>(148,068)</b>
<b>LIABILITIES</b>			
<b>Current liabilities</b>			
Financial liabilities			
Trade payables	9	5,310	225,750
Other current liabilities	10	10,315,896	10,080,292
<b>Total liabilities</b>		<b>10,321,206</b>	<b>10,306,042</b>
<b>Total equity and liabilities</b>		<b>10,164,074</b>	<b>10,157,974</b>

Summary of significant accounting policies 3

The accompanying notes are an integral part of the financial statements.


As per our report of even date

For Rajeev & Anil  
Firm registration No. 100907N  
Chartered Accountants

Rajeev Spharwal  
Partner  
Membership No. 684833

Place : New Delhi  
Date : 9 May 2018

For and on behalf of the Board of Directors of  
**FLOUNCE PROPBUILD PRIVATE LIMITED**

  
**Rangaswamy Harirajan**  
Director  
DIN-06785533

  
**Pankaj Kishore Chaturvedi**  
Director  
DIN-07119298



**FLOUNCE PROPBUILD PRIVATE LIMITED**  
**STATEMENT OF PROFIT AND LOSS FOR THE YEAR ENDED 31 MARCH 2018**  
(Amount in Rupees, unless otherwise stated)

Particulars	Notes	31 March 2018	31 March 2017
Revenue		-	-
Total Income		-	-
<b>EXPENSES</b>			
Other expenses	11	9,064	7,314
Finance costs	12	-	805
Total Expenses		9,064	8,119
Profit/(Loss) before tax		(9,064)	(8,119)
Current tax		-	29
Profit/(Loss) for the year		(9,064)	(8,148)
Other comprehensive income		-	-
Total other comprehensive income for the year, net of tax		-	-
Total comprehensive income/(loss) for the year, net of tax		(9,064)	(8,148)
Earnings per equity share:	13		
Basic (Rs.)		(0.91)	(0.81)
Diluted (Rs.)		(0.91)	(0.81)

Summary of significant accounting policies 3

The accompanying notes are an integral part of the financial statements.


As per our report of even date

For Rajeev & Alex  
Firm registration No : 000977N  
Chartered Accountants  
NEW DELHI  
Rajeev Sabharwal  
Partner  
Membership No : 084933

Place : New Delhi  
Date : 9 May 2018

For and on behalf of the Board of Directors of  
**FLOUNCE PROPBUILD PRIVATE LIMITED**

  
Rangaswamy Harirajan  
Director  
DIN-06785533

  
Pankaj Kishore Chaturvedi  
Director  
DIN-07119298



**FLUE PROPBUILD PRIVATE LIMITED**  
**BALANCE SHEET AS AT 31 MARCH 2018**  
(Amount in Rupees, unless otherwise stated)

	Notes	31 March 2018	31 March 2017
<b>ASSETS</b>			
<b>Current assets</b>			
Inventories	4	82,815,915	82,815,915
<b>Financial assets</b>			
Cash and cash equivalents	5	17,374	13,560
Other financial assets	6	30,181,288	110,706,026
<b>Total assets</b>		<b>113,014,577</b>	<b>193,535,501</b>
<b>EQUITY AND LIABILITIES</b>			
<b>Equity</b>			
Equity share capital	7	100,000	100,000
Other equity	8	(317,180)	(303,038)
<b>Total equity</b>		<b>(217,180)</b>	<b>(203,038)</b>
<b>LIABILITIES</b>			
<b>Current liabilities</b>			
<b>Financial liabilities</b>			
Trade payables	9	5,310	5,750
Other current liabilities	10	113,226,447	193,732,789
<b>Total liabilities</b>		<b>113,231,757</b>	<b>193,738,539</b>
<b>Total equity and liabilities</b>		<b>113,014,577</b>	<b>193,535,501</b>

Summary of significant accounting policies


3

The accompanying notes are an integral part of the financial statements.

As per our report of even date

For Rajeev & Ajay  
Firm registration No : 009977N  
Chartered Accountants

Rajeev Sabharwal  
Partner  
Membership No. : 084833



Place : New Delhi  
Date : 9 May 2018

For and on behalf of the Board of Directors of  
**FLUE PROPBUILD PRIVATE LIMITED**

  
**Ravi Bansal**  
Director  
DIN-06719785

  
**Prashant Pandey**  
Director  
DIN-03439831



**FLUE PROPBUILD PRIVATE LIMITED**  
**STATEMENT OF PROFIT AND LOSS FOR THE YEAR ENDED 31 MARCH 2018**  
(Amount in Rupees, unless otherwise stated)

Particulars	Notes	31 March 2018	31 March 2017
Revenue		-	-
<b>Total Income</b>		-	-
<b>EXPENSES</b>			
Other expenses	11	14,053	45,198
Finance costs	12	89	1,492
<b>Total Expenses</b>		<b>14,142</b>	<b>46,690</b>
<b>Profit/(Loss) before tax</b>		<b>(14,142)</b>	<b>(46,690)</b>
Current tax		-	-
<b>Profit/(Loss) for the year</b>		<b>(14,142)</b>	<b>(46,690)</b>
Other comprehensive income		-	-
<b>Total other comprehensive income for the year, net of tax</b>		-	-
<b>Total comprehensive income/(loss) for the year, net of tax</b>		<b>(14,142)</b>	<b>(46,690)</b>
<b>Earnings per equity share:</b>	13		
Basic (Rs.)		(1.41)	(4.67)
Diluted (Rs.)		(1.41)	(4.67)

Summary of significant accounting policies

3

The accompanying notes are an integral part of the financial statements.

As per our report of even date

For Rajeev & Ajay

Firm registration No : 009977N

Chartered Accountants

Rajeev Sabharwal

Partner

Membership No. : 084833



For and on behalf of the Board of Directors of  
**FLUE PROPBUILD PRIVATE LIMITED**

*Ravi Bansal*

Ravi Bansal  
Director  
DIN-06719785

*Prashant Pandey*

Prashant Pandey  
Director  
DIN-03439831

Place : New Delhi

Date : 9 May 2018

**FLUFF PROPBUILD PRIVATE LIMITED**  
**BALANCE SHEET AS AT 31 MARCH 2018**  
(Amount in Rupees, unless otherwise stated)

	Notes	31 March 2018	31 March 2017
<b>ASSETS</b>			
<b>Current assets</b>			
Inventories	4	54,354,410	54,745,901
Financial assets			
Cash and cash equivalents	5	21,719	8,141
Other financial assets	6	4,923,394	4,923,394
Other current assets	7	-	3,997
<b>Total assets</b>		<b>59,299,523</b>	<b>59,681,433</b>
<b>EQUITY AND LIABILITIES</b>			
<b>Equity</b>			
Equity share capital	8	100,000	100,000
Other equity	9	(269,070)	(255,642)
<b>Total equity</b>		<b>(169,070)</b>	<b>(155,642)</b>
<b>LIABILITIES</b>			
<b>Current liabilities</b>			
Financial liabilities			
Trade payables	10	5,310	5,750
Other current liabilities	11	59,463,283	59,831,325
<b>Total liabilities</b>		<b>59,468,593</b>	<b>59,837,075</b>
<b>Total equity and liabilities</b>		<b>59,299,523</b>	<b>59,681,433</b>

Summary of significant accounting policies 3

The accompanying notes are an integral part of the financial statements.

As per our report of even date

For Rajeev & Ajay  
Firm registration No 009977N  
Chartered Accountants

Rajeev Sabharwal  
Partner  
Membership No. G-084833

Place : New Delhi  
Date : 9-May-2018

For and on behalf of the Board of Directors of  
**FLUFF PROPBUILD PRIVATE LIMITED**

Ahil Kumar Beniwal  
Director  
DIN-08129129

Prashant Pandey  
Director  
DIN-03439831

**FLUFF PROPBUILD PRIVATE LIMITED**  
**STATEMENT OF PROFIT AND LOSS FOR THE YEAR ENDED 31 MARCH 2018**  
(Amount in Rupees, unless otherwise stated)

Particulars	Notes	31 March 2018	31 March 2017
<b>Income</b>			
Other income	12	193	600
<b>Total Income</b>		<b>193</b>	<b>600</b>
<b>Expenses</b>			
Other expenses	13	13,532	6,698
Finance costs	14	89	115
<b>Total Expenses</b>		<b>13,621</b>	<b>6,813</b>
<b>Profit/(Loss) before tax</b>		<b>(13,428)</b>	<b>(6,213)</b>
Current tax		-	-
<b>Profit/(Loss) for the year</b>		<b>(13,428)</b>	<b>(6,213)</b>
Other comprehensive income		-	-
<b>Total other comprehensive income for the year, net of tax</b>		<b>-</b>	<b>-</b>
<b>Total comprehensive income/(loss) for the year, net of tax</b>		<b>(13,428)</b>	<b>(6,213)</b>
<b>Earnings per equity share:</b>	15		
Basic (Rs.)		(1.34)	(0.62)
Diluted (Rs.)		(1.34)	(0.62)

Summary of significant accounting policies 3


The accompanying notes are an integral part of the financial statements.


As per our report of even date

For Rajeev & Ajay  
Firm registration No : 009977N  
Chartered Accountants

Rajeev Sabharwal  
Partner  
Membership No. : 084893

For and on behalf of the Board of Directors of  
**FLUFF PROPBUILD PRIVATE LIMITED**

  
Anil Kumar Beniwal  
Director  
DIN-08129129

  
Prashant Pandey  
Director  
DIN-03439831

Place : New Delhi  
Date : 9-May-2018

**FLUKE PROPBUILD PRIVATE LIMITED**  
**BALANCE SHEET AS AT 31 MARCH 2018**  
(Amount in Rupees, unless otherwise stated)

	Notes	31 March 2018	31 March 2017
<b>ASSETS</b>			
<b>Current assets</b>			
Inventories	4	4,602,030	4,602,030
Financial assets			
Cash and cash equivalents	5	18,425	7,414
<b>Total assets</b>		<b>4,620,455</b>	<b>4,609,444</b>
<b>EQUITY AND LIABILITIES</b>			
<b>Equity</b>			
Equity share capital	6	100,000	100,000
Other equity	7	(84,018)	(75,176)
<b>Total equity</b>		<b>15,982</b>	<b>24,824</b>
<b>LIABILITIES</b>			
<b>Current liabilities</b>			
Financial liabilities			
Trade payables	8	5,310	5,750
Other current liabilities	9	4,599,163	4,578,870
<b>Total liabilities</b>		<b>4,604,473</b>	<b>4,584,620</b>
<b>Total equity and liabilities</b>		<b>4,620,455</b>	<b>4,609,444</b>

Summary of significant accounting policies

3

The accompanying notes are an integral part of the financial statements.

As per our report of even date

For Rajeev & Ajay  
Firm registration No : 089977N  
Chartered Accountants

Rajeev Sabharwal  
Partner  
Membership No. : 084833

Place : New Delhi  
Date : 9 May 2018

For and on behalf of the Board of Directors of  
**FLUKE PROPBUILD PRIVATE LIMITED**

Anil Kumar Beniwal  
Director  
DIN-08129129

Prashant Pandey  
Director  
DIN-03439831

**FLUKE PROPBUILD PRIVATE LIMITED**  
**STATEMENT OF PROFIT AND LOSS FOR THE YEAR ENDED 31 MARCH 2018**  
(Amount in Rupees, unless otherwise stated)

Particulars	Notes	31 March 2018	31 March 2017
Revenue		-	-
Total Income		-	-
<b>EXPENSES</b>			
Other expenses	10	8,753	6,698
Finance costs	11	89	1,492
Total Expenses		8,842	8,190
Profit/(Loss) before tax		(8,842)	(8,190)
Current tax		-	-
Profit/(Loss) for the year		(8,842)	(8,190)
Other comprehensive income		-	-
Total other comprehensive income for the year, net of tax		-	-
Total comprehensive income/(loss) for the year, net of tax		(8,842)	(8,190)
Earnings per equity share:	12		
Basic (Rs.)		(0.88)	(0.82)
Diluted (Rs.)		(0.88)	(0.82)

Summary of significant accounting policies

3

The accompanying notes are an integral part of the financial statements.

As per our report of even date

For Rajeev & Ajay  
Firm registration No. 049977N  
Chartered Accountants

Rajeev Sharma  
Partner  
Membership No. 984833

For and on behalf of the Board of Directors of  
**FLUKE PROPBUILD PRIVATE LIMITED**

Anil Kumar Beniwal  
Director  
DIN-08129129

Prashant Pandey  
Director  
DIN-03439831

Place : New Delhi  
Date : 9 May 2018

**FOAL PROPBUILD PRIVATE LIMITED**  
**BALANCE SHEET AS AT 31 MARCH 2018**  
(Amount in Rupees, unless otherwise stated)

**ASSETS**

**Current assets**

Inventories

Financial assets

Cash and cash equivalents

**Total Assets**

Notes	31 March 2018	31 March 2017
4	14,739,889	14,739,889
5	18,734	7,723
	<b>14,758,623</b>	<b>14,747,612</b>

**EQUITY AND LIABILITIES**

**Equity**

Equity share capital

Other equity

**Total equity**

6	100,000	100,000
7	(183,960)	(174,703)
	<b>(83,960)</b>	<b>(74,703)</b>

**LIABILITIES**

**Current liabilities**

Financial liabilities

Trade payables

Other current liabilities

**Total liabilities**

8	5,310	5,750
9	14,837,273	14,816,565
	<b>14,842,583</b>	<b>14,822,315</b>
	<b>14,758,623</b>	<b>14,747,612</b>

**Total equity and liabilities**

Summary of significant accounting policies

3

The accompanying notes are an integral part of the financial statements.

As per our report of even date

For Rajeev & Ajay

Firm registration No : 009977N

Chartered Accountants

Rajeev Sabharwal


Partner

Membership No. : 084833



For and on behalf of the Board of Directors of  
**FOAL PROPBUILD PRIVATE LIMITED**

  
**Anil Kumar Beniwal**  
Director  
DIN-08129129

  
**Prashant Pandey**  
Director  
DIN-03439831

Place : New Delhi

Date : 9 May 2018



**FOAL PROPBUILD PRIVATE LIMITED****STATEMENT OF PROFIT AND LOSS FOR THE YEAR ENDED 31 MARCH 2018**

(Amount in Rupees, unless otherwise stated)

Particulars	Notes	31 March 2018	31 March 2017
Revenue		-	-
Total Income		-	-
<b>EXPENSES</b>			
Other expenses	10	9,168	6,698
Finance costs	11	89	1,492
Total Expenses		9,257	8,190
Profit/(Loss) before tax		(9,257)	(8,190)
Current tax		-	-
Profit/(Loss) for the year		(9,257)	(8,190)
Other comprehensive income		-	-
Total other comprehensive income for the year, net of tax		-	-
Total comprehensive income/(loss) for the year, net of tax		(9,257)	(8,190)
Earnings per equity share:	12		
Basic (Rs.)		(0.93)	(0.82)
Diluted (Rs.)		(0.93)	(0.82)

Summary of significant accounting policies

3

The accompanying notes are an integral part of the financial statements.

As per our report of even date

For Rajeev &amp; Ajay

Firm registration No : 009977N

Chartered Accountants

Rajeev Sabharwal

Partner

Membership No. : 084833

For and on behalf of the Board of Directors of  
**FOAL PROPBUILD PRIVATE LIMITED**Anil Kumar Beniwal  
Director  
DIN-08129129Prashant Pandey  
Director  
DIN-03439831

Place : New Delhi

Date : 9 May 2018



**FONDANT PROPBUILD PRIVATE LIMITED**  
**BALANCE SHEET AS AT 31 MARCH 2018**  
**(Amount in Rupees, unless otherwise stated)**

**ASSETS**

**Current assets**

Inventories

Financial assets

Cash and cash equivalents

**Total assets**

**EQUITY AND LIABILITIES**

**Equity**

Equity share capital

Other equity

**Total equity**

**LIABILITIES**

**Current liabilities**

Financial liabilities

Trade payables

Other current liabilities

**Total liabilities**

**Total equity and liabilities**

Summary of significant accounting policies

The accompanying notes are an integral part of the financial statements.

As per our report of even date

For Rajeev & Ajay

Firm registration No. : 009977N

Chartered Accountants

Rajeev Saharwal

Partner

Membership No. : 084833

Place : New Delhi

Date : 9 May 2018

Notes	31 March 2018	31 March 2017
4	55,182,374	56,246,105
5	17,576	10,188
	<b>55,199,950</b>	<b>56,256,293</b>
6	100,000	100,000
7	(746,038)	(736,863)
	<b>(646,038)</b>	<b>(636,863)</b>
8	5,310	5,750
9	55,840,678	56,887,406
	<b>55,845,988</b>	<b>56,893,156</b>
	<b>55,199,950</b>	<b>56,256,293</b>

3

For and on behalf of the Board of Directors of  
**FONDANT PROPBUILD PRIVATE LIMITED**

Anil Kumar Beniwal

Director

DIN-08129129

Tarun Chadha

Director

DIN-07109007

**FONDANT PROPBUILD PRIVATE LIMITED**  
**STATEMENT OF PROFIT AND LOSS FOR THE YEAR ENDED 31 MARCH 2018**  
(Amount in Rupees, unless otherwise stated)

Particulars	Notes	31 March 2018	31 March 2017
Revenue from operations	10	4,967	-
<b>Total Income</b>		<b>4,967</b>	<b>-</b>
<b>EXPENSES</b>			
Other expenses	11	14,053	7,621
Finance costs	12	89	115
<b>Total Expenses</b>		<b>14,142</b>	<b>7,736</b>
<b>Profit/(Loss) before tax</b>		<b>(9,175)</b>	<b>(7,736)</b>
Current tax		-	-
<b>Profit/(Loss) for the year</b>		<b>(9,175)</b>	<b>(7,736)</b>
Other comprehensive income		-	-
<b>Total other comprehensive income for the year, net of tax</b>		<b>-</b>	<b>-</b>
<b>Total comprehensive income/(loss) for the year, net of tax</b>		<b>(9,175)</b>	<b>(7,736)</b>
<b>Earnings per equity share:</b>	13		
Basic (Rs.)		(0.92)	(0.77)
Diluted (Rs.)		(0.92)	(0.77)

Summary of significant accounting policies 3

The accompanying notes are an integral part of the financial statements.

As per our report of even date

For Rajeev & Aiy &  
Firm registration No : 084833N  
Chartered Accountants

Rajeev Sabharwal  
Partner  
Membership No. : 084833

For and on behalf of the Board of Directors of  
**FONDANT PROPBUILD PRIVATE LIMITED**

Anil Kumar Beniwal  
Director  
DIN-08129129

Tarun Chadha  
Director  
DIN-07109007

Place : New Delhi  
Date : 9 May 2018

**FORAY PROPBUILD PRIVATE LIMITED**  
**BALANCE SHEET AS AT 31 MARCH 2018**  
(Amount in Rupees, unless otherwise stated)

	Notes	31 March 2018	31 March 2017
<b>ASSETS</b>			
<b>Current assets</b>			
Inventories	4	33,694,966	39,500,928
Financial assets			
Cash and cash equivalents	5	18,167	9,779
<b>Total Assets</b>		<b>33,713,133</b>	<b>39,510,707</b>
<b>EQUITY AND LIABILITIES</b>			
<b>Equity</b>			
Equity share capital	6	100,000	100,000
Other equity	7	(177,445)	(179,520)
<b>Total equity</b>		<b>(77,445)</b>	<b>(79,520)</b>
<b>LIABILITIES</b>			
<b>Current liabilities</b>			
Financial liabilities			
Trade payables	8	5,310	5,750
Other current liabilities	9	33,784,780	39,584,477
Provisions	10	488	-
<b>Total liabilities</b>		<b>33,790,578</b>	<b>39,590,227</b>
<b>Total Equity and Liabilities</b>		<b>33,713,133</b>	<b>39,510,707</b>

Summary of significant accounting policies 3

The accompanying notes are an integral part of the financial statements.

As per our report of even date

**For Rajeev & Ajay**


Firm registration No : 009977

Chartered Accountants

**Rajeev Sabharwal**

Partner

Membership No. : 084833



For and on behalf of the Board of Directors of  
**FORAY PROPBUILD PRIVATE LIMITED**

**Anil Kumar Beniwal**  
Director  
DIN-08129129

**Prashant Pandey**  
Director  
DIN-03439831

Place : New Delhi

Date : 9-May-2018

*(Signature)*

**FORAY PROPBUILD PRIVATE LIMITED**  
**STATEMENT OF PROFIT AND LOSS FOR THE YEAR ENDED 31 MARCH 2018**  
(Amount in Rupees, unless otherwise stated)

Particulars	Notes	31 March 2018	31 March 2017
Revenue from operations	11	16,184	-
Other income	12	-	750
<b>Total Income</b>		<b>16,184</b>	<b>750</b>
<b>Expenses</b>			
Finance costs	13	89	115
Other expenses	14	13,532	6,698
<b>Total Expenses</b>		<b>13,621</b>	<b>6,813</b>
<b>Profit/(Loss) before tax</b>		<b>2,563</b>	<b>(6,063)</b>
Current tax		488	-
<b>Profit/(Loss) for the year</b>		<b>2,075</b>	<b>(6,063)</b>
Other comprehensive income		-	-
<b>Total other comprehensive income for the year, net of tax</b>		<b>-</b>	<b>-</b>
<b>Total comprehensive income/(loss) for the year, net of tax</b>		<b>2,075</b>	<b>(6,063)</b>
Earnings per equity share:	15		
Basic (Rs.)		0.21	(0.61)
Diluted (Rs.)		0.21	(0.61)


Summary of significant accounting policies 3

The accompanying notes are an integral part of the financial statements.

As per our report of even date


For Rajeev & Ajay  
Firm registration No : 0099777N  
Chartered Accountants


Rajeev Sabharwal  
Partner  
Membership No. : 084813



Place : New Delhi  
Date : 9-May-2018

For and on behalf of the Board of Directors of  
**FORAY PROPBUILD PRIVATE LIMITED**

  
Anil Kumar Beniwal  
Director  
DIN-08129129

  
Prashant Pandey  
Director  
DIN-03439831

**FORSYTHIA PROPBUILD PRIVATE LIMITED**  
**BALANCE SHEET AS AT 31 MARCH 2018**  
(Amount in Rupees, unless otherwise stated)

	Notes	As at 31 March 2018	As at 31 March 2017
<b>ASSETS</b>			
<b>Current assets</b>			
Inventories	4	41,628,204	45,291,391
Financial assets			
Cash and cash equivalents	5	18,588	11,577
Other financial assets	6	13,261	13,261
Other current assets	7	240,423	240,423
<b>Total Assets</b>		<b>41,900,476</b>	<b>45,556,652</b>
<b>EQUITY AND LIABILITIES</b>			
<b>Equity</b>			
Equity share capital	8	100,000	100,000
Other equity	9		
Retained Earnings		(407,893)	(399,987)
<b>Total equity</b>		<b>(307,893)</b>	<b>(299,987)</b>
<b>LIABILITIES</b>			
<b>Current liabilities</b>			
Financial liabilities			
Trade payables	10	5,310	5,750
Other current liabilities	11	42,203,059	45,850,889
<b>Total liabilities</b>		<b>42,208,369</b>	<b>45,856,639</b>
<b>Total Equity and Liabilities</b>		<b>41,900,476</b>	<b>45,556,652</b>

**Summary of significant accounting policies**

3

The accompanying notes are an integral part of the financial statements.

As per our report of even date

For Rajeev & Ajay  
Firm registration No : 009977N  
Chartered Accountants  
  
Rajeev Sabharwal  
Partner  
Membership No. : 084833

For and on behalf of the Board of Directors of  
**FORSYTHIA PROPBUILD PRIVATE LIMITED**

  
Prashant Pandey  
Director  
DIN-03439831

  
Jasveer Singh Panwar  
Director  
DIN-06849825

Place : New Delhi  
Date : 9 May 2018

**FORSYTHIA PROPBUILD PRIVATE LIMITED**  
**STATEMENT OF PROFIT AND LOSS FOR THE YEAR ENDED 31 MARCH 2018**  
(Amount in Rupees, unless otherwise stated)

Particulars	Notes	31 March 2018	31 March 2017
Revenue		-	-
<b>Total Income (I)</b>		-	-
<b>EXPENSES</b>			
Finance costs	12	89	1,059
Other expenses	13	7,817	161,699
<b>Total expenses (II)</b>		<b>7,906</b>	<b>162,758</b>
<b>Profit/(Loss) before tax from continuing operations (I-II)</b>		<b>(7,906)</b>	<b>(162,758)</b>
<b>Tax expense:</b>			
Current tax		-	-
<b>Profit/(Loss) for the year from continuing operations</b>		<b>(7,906)</b>	<b>(162,758)</b>
<b>Other comprehensive income</b>		-	-
<b>Total other comprehensive income for the year, net of tax</b>		-	-
<b>Total comprehensive income/(loss) for the year, net of tax</b>		<b>(7,906)</b>	<b>(162,758)</b>
Earnings per equity share (computed on the basis of profit/(loss) for the year):	14		
(1) Basic		(0.79)	(16.28)
(2) Diluted		(0.79)	(16.28)

**Summary of significant accounting policies**

3

The accompanying notes are an integral part of the financial statements.

As per our report of even date

For Rajeev & Ajay  
Firm registration No : 009977N  
Chartered Accountants



Place : New Delhi  
Date : 9 May 2018

For and on behalf of the Board of Directors of  
**FORSYTHIA PROPBUILD PRIVATE LIMITED**

  
Prashant Pandey  
Director  
DIN-03439831

  
Jasveer Singh Panwar  
Director  
DIN-06849825

**FOUNT PROPBUILD PRIVATE LIMITED**  
**BALANCE SHEET AS AT 31 MARCH 2018**  
(Amount in Rupees, unless otherwise stated)

	Notes	As at 31 March 2018	As at 31 March 2017
<b>ASSETS</b>			
<b>Current assets</b>			
Inventories	4	1,024,853	-
<b>Financial assets</b>			
Cash and cash equivalents	5	27,020	12,678
Other current assets	6	111,346	-
		<b>1,163,219</b>	<b>12,678</b>
<b>Total Assets</b>		<b>1,163,219</b>	<b>12,678</b>
<b>EQUITY AND LIABILITIES</b>			
<b>Equity</b>			
Equity share capital	7	100,000	100,000
Other equity			
Retained Earnings	8	(121,656)	(114,601)
<b>Total equity</b>		<b>(21,656)</b>	<b>(14,601)</b>
<b>LIABILITIES</b>			
<b>Current liabilities</b>			
<b>Financial liabilities</b>			
Trade payables	9	5,310	5,750
Other current liabilities	10	1,179,565	19,829
Provisions	11	-	1,700
<b>Total liabilities</b>		<b>1,184,875</b>	<b>27,279</b>
<b>Total Equity and Liabilities</b>		<b>1,163,219</b>	<b>12,678</b>

Summary of significant accounting policies

3

The accompanying notes are an integral part of the financial statements.

As per our report of even date

For Rajeev & Co. Chartered Accountants  
Firm registration No. 100807IN  
Chartered Accountants

Rajeev Singhania  
Partner  
Membership No. 084853

Place : New Delhi  
Date : 9-May-2018

For and on behalf of the Board of Directors of  
FOUNT PROPBUILD PRIVATE LIMITED

Prashant Pandey  
Director  
DIN-03439831

Rakesh Rockwell  
Director  
DIN-07119340

**FOUNT PROPBUILD PRIVATE LIMITED**  
**STATEMENT OF PROFIT AND LOSS FOR THE YEAR ENDED 31 MARCH 2018**  
(Amount in Rupees, unless otherwise stated)

Particulars	Notes	31 March 2018	31 March 2017
Other income	12	700	18,607
<b>Total income (I)</b>		<b>700</b>	<b>18,607</b>
<b>EXPENSES</b>			
Other expenses	13	7,609	12,301
Finance costs	14	146	805
<b>Total expenses (II)</b>		<b>7,755</b>	<b>13,106</b>
<b>Profit/(Loss) before tax from continuing operations (I-II)</b>		<b>(7,055)</b>	<b>5,501</b>
<b>Tax expense:</b>			
Current tax		-	1,700
<b>Profit/(Loss) for the year from continuing operations</b>		<b>(7,055)</b>	<b>3,801</b>
Other comprehensive income		-	-
<b>Total other comprehensive income for the year, net of tax</b>		<b>-</b>	<b>-</b>
<b>Total comprehensive income/(loss) for the year, net of tax</b>		<b>(7,055)</b>	<b>3,801</b>
<b>Earnings per equity share:</b>	15		
(1) Basic		(0.71)	0.38
(2) Diluted		(0.71)	0.38

Summary of significant accounting policies 3

The accompanying notes are an integral part of the financial statements.

As per our report of even date

For Rajeev & Associates  
Firm registration No. 089977N  
Chartered Accountants  
NEW DELHI  
Rajeev Subhakar  
Partner  
Membership No. 084833

For and on behalf of the Board of Directors of  
FOUNT PROPBUILD PRIVATE LIMITED

Prashant Pandey  
Director  
DIN-03439831

Rakesh Rockwell  
Director  
DIN-07119340

Place : New Delhi  
Date : 9-May-2018



**FOYER PROPBUILD PRIVATE LIMITED**  
**BALANCE SHEET AS AT 31 MARCH 2018**  
(Amount in Rupees, unless otherwise stated)

	Notes	As at 31 March 2018	As at 31 March 2017
<b>ASSETS</b>			
<b>Current assets</b>			
Inventories	4	9,601,174	20,894,304
Financial assets			
Cash and cash equivalents	5	36,599	36,260
Other current assets	6	8,279	876
<b>Total Assets</b>		<b>9,646,052</b>	<b>20,931,440</b>
<b>EQUITY AND LIABILITIES</b>			
<b>Equity</b>			
Equity share capital	7	100,000	100,000
Other equity	8		
Retained Earnings		(73,779)	(101,801)
<b>Total equity</b>		<b>26,221</b>	<b>(1,801)</b>
<b>LIABILITIES</b>			
<b>Current liabilities</b>			
Financial liabilities			
Trade payables	9	5,310	5,750
Other current liabilities	10	9,614,522	20,927,492
<b>Total liabilities</b>		<b>9,619,832</b>	<b>20,933,242</b>
<b>Total Equity and Liabilities</b>		<b>9,646,052</b>	<b>20,931,440</b>

Summary of significant accounting policies 3

The accompanying notes are an integral part of the financial statements.

As per our report of even date

For Rajeev & Ajay  
Firm registration No.: 009977N  
Chartered Accountants

Rajeev Sabharwal  
Partner  
Membership No.: 084833

Place : New Delhi  
Date : 9 May 2018

For and on behalf of the Board of Directors of  
**FOYER PROPBUILD PRIVATE LIMITED**

Mayank Sharma  
Director  
DIN-08129100

Prashant Pandey  
Director  
DIN-03439831

**FOYER PROPBUILD PRIVATE LIMITED**  
**STATEMENT OF PROFIT AND LOSS FOR THE YEAR ENDED 31 MARCH 2018**  
(Amount in Rupees, unless otherwise stated)

Particulars	Notes	31 March 2018	31 March 2017
Revenue From Operations	11	42,301	-
Other income	12	690	750
<b>Total income (I)</b>		<b>42,991</b>	<b>750</b>
<b>EXPENSES</b>			
Finance costs	13	140	86
Other expenses	14	8,233	6,699
<b>Total Expenses (II)</b>		<b>8,373</b>	<b>6,785</b>
<b>Profit/(Loss) before tax from operations (I-II)</b>		<b>34,618</b>	<b>(6,035)</b>
<b>Tax expense:</b>			
Current tax		6,597	-
<b>Profit/(Loss) for the year from operations</b>		<b>28,022</b>	<b>(6,035)</b>
<b>Other comprehensive income</b>		-	-
<b>Total other comprehensive income for the year, net of tax</b>		-	-
<b>Total comprehensive income/(loss) for the year, net of tax</b>		<b>28,022</b>	<b>(6,035)</b>
Earnings per equity share (computed on the basis of profit/(loss) for the year):	15		
(1) Basic		2.80	(0.60)
(2) Diluted		2.80	(0.60)

Summary of significant accounting policies

3

The accompanying notes are an integral part of the financial statements.


As per our report of even date

For Rajeev & Ajay  
Firm registration No : 009977N  
Chartered Accountants

Rajeev Sabharwal  
Partner  
Membership No. : 084833

For and on behalf of the Board of Directors of  
**FOYER PROPBUILD PRIVATE LIMITED**

  
Mayank Sharma  
Director  
DIN-08129100

  
Prashant Pandey  
Director  
DIN-03439831

Place : New Delhi  
Date : 9 May 2018

**FRAY PROPBUILD PRIVATE LIMITED**  
**BALANCE SHEET AS AT 31 MARCH 2018**  
(Amount in Rupees, unless otherwise stated)

	Notes	As at 31 March 2018	As at 31 March 2017
<b>ASSETS</b>			
<b>Current assets</b>			
Financial assets			
Cash and cash equivalents	4	18,873	12,861
<b>Total Assets</b>		<b>18,873</b>	<b>12,861</b>
<b>EQUITY AND LIABILITIES</b>			
<b>Equity</b>			
Equity share capital	5	100,000	100,000
Other equity	6		
Retained earnings		(317,697)	(310,622)
<b>Total equity</b>		<b>(217,697)</b>	<b>(210,622)</b>
<b>LIABILITIES</b>			
<b>Current liabilities</b>			
Financial liabilities			
Trade payables	7	5,310	5,749
Other current liabilities	8	231,260	217,734
<b>Total liabilities</b>		<b>236,570</b>	<b>223,483</b>
<b>Total equity and liabilities</b>		<b>18,873</b>	<b>12,861</b>

**Summary of significant accounting policies**

3

The accompanying notes are an integral part of the financial statements.


As per our report of even date

For Rajeev & Ajay  
Firm registration No : 009977N  
Chartered Accountants

  
Rajeev Sabharwal  
Partner

Membership No. : 084833

For and on behalf of the Board of Directors of  
**FRAY PROPBUILD PRIVATE LIMITED**

  
Lalani Prasad Singh  
Director  
DIN-08129091

  
Rohit Mohan  
Director  
DIN-02356229

Place : New Delhi  
Date : 9 May 2018




FRAY PROPBUILD PRIVATE LIMITED  
STATEMENT OF PROFIT AND LOSS FOR THE YEAR ENDED 31 MARCH 2018  
(Amount in Rupees, unless otherwise stated)

Particulars	Notes	31 March 2018	31 March 2017
Revenue		-	-
Total income (I)		-	-
<b>EXPENSES</b>			
Finance costs	9	89	86
Other expenses	10	6,986	8,111
Total expenses (II)		7,075	8,197
Profit/(Loss) before tax from continuing operations (I-II)		(7,075)	(8,197)
Tax expense:			
Current tax		-	-
Profit/(Loss) for the year from continuing operations		(7,075)	(8,197)
Other comprehensive income		-	-
Total other comprehensive income for the year, net of tax		-	-
Total comprehensive income/(loss) for the year, net of tax		(7,075)	(8,197)
Earnings per equity share (computed on the basis of profit/(loss) for the year):	11		
(1) Basic		(0.71)	(0.82)
(2) Diluted		(0.71)	(0.82)

Summary of significant accounting policies 3


The accompanying notes are an integral part of the financial statements.

As per our report of even date

For Rajeev & Ajay  
Firm registration No : 009977N  
Chartered Accountants  
  
Rajeev Sahrawat  
Partner  
Membership No. : 084833

Place : New Delhi  
Date : 9 May 2018

For and on behalf of the Board of Directors of  
FRAY PROPBUILD PRIVATE LIMITED

  
Lalit Prasad Singh  
Director  
DIN-08129091


  
Rohit Mohan  
Director  
DIN-02356229

**FRIEZE PROPBUILD PRIVATE LIMITED**  
**BALANCE SHEET AS AT 31 MARCH 2018**  
(Amount in Rupees, unless otherwise stated)

	Notes	As at 31 March 2018	As at 31 March 2017
<b>ASSETS</b>			
<b>Current assets</b>			
Inventories	4	58,435,880	58,435,880
Financial assets			
Cash and cash equivalents	5	18,706	13,694
<b>Total Assets</b>		<b>58,454,586</b>	<b>58,449,574</b>
<b>EQUITY AND LIABILITIES</b>			
<b>Equity</b>			
Equity share capital	6	100,000	100,000
Other equity	7		
Retained earnings		(259,871)	(252,796)
<b>Total equity</b>		<b>(159,871)</b>	<b>(152,796)</b>
<b>LIABILITIES</b>			
<b>Current liabilities</b>			
Financial liabilities			
Trade payables	8	5,310	5,749
Other current liabilities	9	58,609,147	58,596,621
<b>Total liabilities</b>		<b>58,614,457</b>	<b>58,602,370</b>
<b>Total equity and liabilities</b>		<b>58,454,586</b>	<b>58,449,574</b>
Summary of significant accounting policies	3		


The accompanying notes are an integral part of the financial statements.

As per our report of even date

For Rajeev & Ajay  
Firm registration No. 009977N  
Chartered Accountants  
  
Rajeev Babbarwal  
Partner  
Membership No. : 084833

For and on behalf of the Board of Directors of  
**FRIEZE PROPBUILD PRIVATE LIMITED**

  
Satish Kumar Goyal  
Director  
DIN-06520570

  
Sameer Wadhwa  
Director  
DIN-08129144

Place : New Delhi  
Date : 9 May 2018




**FRIEZE PROPBUILD PRIVATE LIMITED**  
**STATEMENT OF PROFIT AND LOSS FOR THE YEAR ENDED 31 MARCH 2018**  
(Amount in Rupees, unless otherwise stated)


Particulars	Notes	31 March 2018	31 March 2017
Revenue		-	-
<b>Total income</b>		-	-
<b>EXPENSES</b>			
Other expenses	10	6,986	6,698
Finance costs	11	89	776
<b>Total expenses</b>		<b>7,075</b>	<b>7,474</b>
<b>Profit/(Loss) before tax</b>		<b>(7,075)</b>	<b>(7,474)</b>
<b>Tax expense:</b>			
Current tax		-	-
<b>Profit/(Loss) for the year</b>		<b>(7,075)</b>	<b>(7,474)</b>
Other comprehensive income		-	-
<b>Total other comprehensive income for the year, net of tax</b>		-	-
<b>Total comprehensive income/(loss) for the year, net of tax</b>		<b>(7,075)</b>	<b>(7,474)</b>
<b>Earnings per equity share:</b>	12		
(1) Basic		(0.71)	(0.75)
(2) Diluted		(0.71)	(0.75)
Summary of significant accounting policies	3		


The accompanying notes are an integral part of the financial statements.

As per our report of even date

For Rajeev & Ajay  
Firm registration No. 009977N  
Chartered Accountants  
  
Rajeev Sabharwal  
Partner  
Membership No. : 084833

For and on behalf of the Board of Directors of  
**FRIEZE PROPBUILD PRIVATE LIMITED**

  
**Satish Kumar Goyal**  
Director.  
DIN-06520570

  
**Sameer Wadhwa**  
Director  
DIN-08129144

Place : New Delhi  
Date : 9 May 2018

**FRISSON PROPBUILD PRIVATE LIMITED**  
**BALANCE SHEET AS AT 31 MARCH 2018**  
(Amount in Rupees, unless otherwise stated)

	Notes	As at 31 March 2018	As at 31 March 2017
<b>ASSETS</b>			
<b>Current assets</b>			
Inventories	4	71,679,573	71,679,573
Financial assets			
Cash and cash equivalents	5	28,142	21,570
Other financial assets	6	86,030,740	87,171,938
		157,738,455	158,873,081
<b>Total Assets</b>		<b>157,738,455</b>	<b>158,873,081</b>
<b>EQUITY AND LIABILITIES</b>			
<b>Equity</b>			
Equity share capital	7	100,000	100,000
Other equity	8		
Retained earnings		(311,608)	(303,895)
<b>Total equity</b>		<b>(211,608)</b>	<b>(203,895)</b>
<b>LIABILITIES</b>			
<b>Current liabilities</b>			
Financial liabilities			
Trade payables	9	5,311	665,750
Other current liabilities	10	157,944,752	158,411,226
<b>Total liabilities</b>		<b>157,950,063</b>	<b>159,076,976</b>
<b>Total Equity and Liabilities</b>		<b>157,738,455</b>	<b>158,873,081</b>

Summary of significant accounting policies

3

The accompanying notes are an integral part of the financial statements.

As per our report of even date

For Rajeev & Ajay  
Firm registration No : 009977N  
Chartered Accountants

Rajeev Sabharwal  
Partner  
Membership No. : 884833

Place : New Delhi  
Date : 9 May 2018



For and on behalf of the Board of Directors of  
**FRISSON PROPBUILD PRIVATE LIMITED**

Sanjay Baweja  
Director  
DIN-03449009

Sameer Wadhwa  
Director  
DIN-08129144

**FRISSON PROPBUILD PRIVATE LIMITED**  
**STATEMENT OF PROFIT AND LOSS FOR THE YEAR ENDED 31 MARCH 2018**  
(Amount in Rupees, unless otherwise stated)

Particulars	Notes	31 March 2018	31 March 2017
Revenue		-	-
<b>Total Income</b>		-	-
<b>EXPENSES</b>			
Other expenses	11	6,986	45,199
Finance costs	12	727	1,463
<b>Total expenses</b>		<b>7,713</b>	<b>46,662</b>
<b>Profit/(Loss) before tax</b>		<b>(7,713)</b>	<b>(46,662)</b>
<b>Tax expense:</b>			
Current tax		-	-
<b>Profit/(Loss) for the year</b>		<b>(7,713)</b>	<b>(46,662)</b>
Other comprehensive income		-	-
<b>Total other comprehensive income for the year, net of tax</b>		<b>-</b>	<b>-</b>
<b>Total comprehensive income for the year, net of tax</b>		<b>(7,713)</b>	<b>(46,662)</b>
<b>Earnings per equity share:</b>	13		
(1) Basic		(0.77)	(4.67)
(2) Diluted		(0.77)	(4.67)

Summary of significant accounting policies 3

The accompanying notes are an integral part of the financial statements.

As per our report of even date

For Rajeev & Ajay  
Firm registration No : 009977N  
Chartered Accountants

Rajeev Sabharwal  
Partner  
Membership No. : 084833

Place : New Delhi

Date : 9 May 2018

For and on behalf of the Board of Directors of  
**FRISSON PROPBUILD PRIVATE LIMITED**

Sanjay Baweja  
Director  
DIN-03449009

Sameer Wadhwa  
Director  
DIN-08129144



**FROND PROPBUILD PRIVATE LIMITED**  
**BALANCE SHEET AS AT 31 MARCH 2018**  
(Amount in Rupees, unless otherwise stated)

	Notes	As at 31 March 2018	As at 31 March 2017
<b>ASSETS</b>			
<b>Current assets</b>			
Inventories	4	2,537,487	2,537,487
Financial assets			
Cash and cash equivalents	5	18,674	6,662
<b>Total Assets</b>		<b>2,556,161</b>	<b>2,544,149</b>
<b>EQUITY AND LIABILITIES</b>			
<b>Equity</b>			
Equity share capital	6	100,000	100,000
Other equity	7		
Retained earnings		4,949	15,124
<b>Total equity</b>		<b>104,949</b>	<b>115,124</b>
<b>LIABILITIES</b>			
<b>Current liabilities</b>			
Financial liabilities			
Trade payables	8	5,310	5,749
Other current liabilities	9	2,437,131	2,399,076
Provisions	10	8,771	24,200
<b>Total liabilities</b>		<b>2,451,212</b>	<b>2,429,025</b>
<b>Total Equity and Liabilities</b>		<b>2,556,161</b>	<b>2,544,149</b>

Summary of significant accounting policies 3

The accompanying notes are an integral part of the financial statements.

As per our report of even date

For Rajeev & Ajay  
Firm registration No : 009977N  
Chartered Accountants

Rajeev Sabharwal  
Partner  
Membership No. : 084833

Place : New Delhi  
Date : 9-May-2018

For and on behalf of the Board of Directors of  
**FROND PROPBUILD PRIVATE LIMITED**

Tarun Chadha  
Director  
DIN-07109007

Samir Wadhwa  
Director  
DIN-08129144

**FROND PROPBUILD PRIVATE LIMITED**  
**STATEMENT OF PROFIT AND LOSS FOR THE YEAR ENDED 31 MARCH 2018**  
(Amount in Rupees, unless otherwise stated)

Particulars	Notes	31 March 2018	31 March 2017
Other income	11	-	88,715
<b>Total Income (I)</b>		<b>-</b>	<b>88,715</b>
<b>EXPENSES</b>			
Other expenses	12	8,233	7,621
Finance costs	13	1,942	115
<b>Total Expenses (II)</b>		<b>10,175</b>	<b>7,736</b>
<b>Profit/(Loss) before tax from continuing operations (I-II)</b>		<b>(10,175)</b>	<b>80,979</b>
<b>Tax expense:</b>			
Current tax		-	24,200
<b>Profit/(Loss) for the year from continuing operations</b>		<b>(10,175)</b>	<b>56,779</b>
<b>Other comprehensive income</b>		<b>-</b>	<b>-</b>
<b>Total other comprehensive income for the year, net of tax</b>		<b>-</b>	<b>-</b>
<b>Total comprehensive income/(loss) for the year, net of tax</b>		<b>(10,175)</b>	<b>56,779</b>
Earnings per equity share (computed on the basis of profit/(loss) for the year):	14		
(1) Basic		(1.02)	5.68
(2) Diluted		(1.02)	5.68
Summary of significant accounting policies	3		

The accompanying notes are an integral part of the financial statements.

As per our report of even date

For Rajeev & Ajay  
Firm registration No. 1009977N  
Chartered Accountants

Rajeev Sahharwal  
Partner  
Membership No. : 084833

For and on behalf of the Board of Directors of  
FROND PROPBUILD PRIVATE LIMITED

Tarun Chadha  
Director  
DIN-07109007

Sameer Wadhwa  
Director  
DIN-08129144

Place : New Delhi  
Date : 9-May-2018

**FROTH PROPBUILD PRIVATE LIMITED**  
**BALANCE SHEET AS AT 31 MARCH 2018**  
(Amount in Rupees, unless otherwise stated)

	Notes	As at 31 March 2018	As at 31 March 2017
<b>ASSETS</b>			
<b>Current assets</b>			
Inventories	4	21,919,903	21,919,903
Financial assets			
Cash and cash equivalents	5	18,238	107,227
Other financial assets	6	3,751,241	3,751,241
<b>Total Assets</b>		<b>25,689,382</b>	<b>25,778,371</b>
<b>EQUITY AND LIABILITIES</b>			
<b>Equity</b>			
Equity share capital	7	100,000	100,000
Other equity	8		
Retained earnings		(203,886)	(195,356)
<b>Total equity</b>		<b>(103,886)</b>	<b>(95,356)</b>
<b>LIABILITIES</b>			
<b>Current liabilities</b>			
Financial liabilities			
Trade payables	9	5,310	105,750
Other current liabilities	10	25,787,958	25,767,977
<b>Total liabilities</b>		<b>25,793,268</b>	<b>25,873,727</b>
<b>Total Equity and Liabilities</b>		<b>25,689,382</b>	<b>25,778,371</b>

Summary of significant accounting policies

3

The accompanying notes are an integral part of the financial statements.

As per our report of even date

For Rajeev & Ajay  
Firm registration No : 009977N  
Chartered Accountants

Rajeev Sabharwal  
Partner  
Membership No. : 084813



Place : New Delhi  
Date : 9 May 2018

For and on behalf of the Board of Directors of  
**FROTH PROPBUILD PRIVATE LIMITED**

Tarun Chadha  
Director  
DIN-07109007

Samir Wadhwa  
Director  
DIN-08129144

**FROTH PROPBUILD PRIVATE LIMITED**  
**STATEMENT OF PROFIT AND LOSS FOR THE YEAR ENDED 31 MARCH 2018**  
(Amount in Rupees, unless otherwise stated)

Particulars	Notes	31 March 2018	31 March 2017
Revenue		-	-
Total Income		-	-
<b>EXPENSES</b>			
Other expenses	11	8,441	7,621
Finance costs	12	89	115
Total Expenses		8,530	7,736
Profit/(Loss) before tax		(8,530)	(7,736)
Tax expense:			
Current tax		-	-
Profit/(Loss) for the year		(8,530)	(7,736)
Other comprehensive income		-	-
Total other comprehensive income for the year, net of tax		-	-
Total comprehensive income/(loss) for the year, net of tax		(8,530)	(7,736)
Earnings per equity share:	13		
(1) Basic		(0.85)	(0.77)
(2) Diluted		(0.85)	(0.77)

Summary of significant accounting policies

3

The accompanying notes are an integral part of the financial statements.

As per our report of even date

For Rajeev & Ajay  
Firm registration No : 009977N  
Chartered Accountants

Rajeev Sabharwal  
Partner  
Membership No. : 084833



Place : New Delhi  
Date : 9 May 2018

For and on behalf of the Board of Directors of  
**FROTH PROPBUILD PRIVATE LIMITED**

Tarun Chadha  
Director  
DIN-07109007

Sameer Wadhwa  
Director  
DIN-08129144


**Futuristic Buildwell Private Limited**  
**BALANCE SHEET AS AT 31 MARCH 2018**  
(Amount in Rupees, unless otherwise stated)

	Notes	31 March 2018	31 March 2017
<b>ASSETS</b>			
<b>Current assets</b>			
Inventories	4	318,801,764	318,801,764
Financial assets			
Cash and cash equivalents	5	18,722	14,410
Other current assets	6	-	-
<b>Total Assets</b>		<b>318,820,486</b>	<b>318,816,174</b>
<b>EQUITY AND LIABILITIES</b>			
<b>Equity</b>			
Equity share capital	7	100,000	100,000
Other equity	8		
Retained earnings		(380,600)	(372,590)
<b>Total equity</b>		<b>(280,600)</b>	<b>(272,590)</b>
<b>LIABILITIES</b>			
<b>Current liabilities</b>			
Financial liabilities			
Trade payables	9	5,310	11,450
Other current liabilities	10	319,095,776	319,077,314
<b>Total liabilities</b>		<b>319,101,086</b>	<b>319,088,764</b>
<b>Total Equity and Liabilities</b>		<b>318,820,486</b>	<b>318,816,174</b>
Summary of significant accounting policies	3		

The accompanying notes are an integral part of the financial statements.


As per our report of even date

For MNV & CO.  
Firm Reg. No.: 023682N  
Chartered Accountants

  
**Vikrant Suri**  
Partner  
Membership No.: 505887



For and on behalf of the Board of Directors of  
**Futuristic Buildwell Private Limited**

  
**Sameer Wadhwa**  
Director  
DIN-08129144

  
**Rohit Mehta**  
Director  
DIN-06961182

Place : New Delhi  
Date : 09 May 2018

Futuristic Buildwell Private Limited  
**STATEMENT OF PROFIT AND LOSS FOR THE YEAR ENDED 31 MARCH 2018**  
(Amount in Rupees, unless otherwise stated)

Particulars	Notes	31 March 2018	31 March 2017
Other Income	11	-	833,399
<b>Total Income (I)</b>		<b>-</b>	<b>833,399</b>
Expenses			
Finance costs	12	89	115
Other expenses	13	7,921	6,698
<b>Total Expenses (II)</b>		<b>8,010</b>	<b>6,813</b>
<b>Profit/(Loss) before tax from operations (I-II)</b>		<b>(8,010)</b>	<b>826,586</b>
Tax expense:			
Current Tax		-	-
<b>Profit/(Loss) for the year from operations</b>		<b>(8,010)</b>	<b>826,586</b>
Other comprehensive income		-	-
<b>Total other comprehensive income/(loss) for the year, net of tax</b>		<b>-</b>	<b>-</b>
<b>Total comprehensive income for the year, net of tax</b>		<b>(8,010)</b>	<b>826,586</b>
Earnings per equity share:	14		
(1) Basic		(0.80)	82.66
(2) Diluted		(0.80)	82.66

Summary of significant accounting policies

3

The accompanying notes are an integral part of the financial statements.

As per our report of even date

For MNV & CO.  
Firm Reg. No.: 023682N  
Chartered Accountants

  
**Vikram Suri**  
Partner  
Membership No.: 505887



For and on behalf of the Board of Directors of  
**Futuristic Buildwell Private Limited**

  
**Sameer Wadhwa**  
Director  
DIN-08129144

  
**Rohit Mehta**  
Director  
DIN-06961182

Place : New Delhi  
Date : 09 May 2018

**GABLE PROPBUILD PRIVATE LIMITED**  
**BALANCE SHEET AS AT 31 MARCH 2018**  
(Amount in Rupees, unless otherwise stated)


	Notes	As at 31 March 2018	As at 31 March 2017
<b>ASSETS</b>			
<b>Current assets</b>			
Inventories	4	28,686,931	28,686,931
Financial assets			
Cash and cash equivalents	5	18,630	6,618
<b>Total Assets</b>		<b>28,705,561</b>	<b>28,693,549</b>
<b>EQUITY AND LIABILITIES</b>			
<b>Equity</b>			
Equity share capital	6	100,000	100,000
Other equity	7		
Retained earnings		(1,398,909)	(1,390,275)
<b>Total equity</b>		<b>(1,298,909)</b>	<b>(1,290,275)</b>
<b>LIABILITIES</b>			
<b>Current liabilities</b>			
Financial liabilities			
Trade payables	8	5,310	5,749
Other current liabilities	9	29,999,160	29,978,075
<b>Total liabilities</b>		<b>30,004,470</b>	<b>29,983,824</b>
<b>Total Equity and Liabilities</b>		<b>28,705,561</b>	<b>28,693,549</b>

Summary of significant accounting policies


3

The accompanying notes are an integral part of the financial statements.

As per our report of even date

For Rajeev & Ajay  
Firm registration No : 009977N  
Chartered Accountants  
  
Rajeev Sehgal  
Partner  
Membership No. : 084833

For and on behalf of the Board of Directors of  
**GABLE PROPBUILD PRIVATE LIMITED**

  
Rangaswamy Harirajan  
Director  
DIN-06785533

  
Ajay Kumar  
Director  
DIN-08028800

Place : New Delhi  
Date : 9 May 2018

**GABLE PROPBUILD PRIVATE LIMITED**  
**STATEMENT OF PROFIT AND LOSS FOR THE YEAR ENDED 31 MARCH 2018**  
(Amount in Rupees, unless otherwise stated)


Particulars	Notes	31 March 2018	31 March 2017
Revenue		-	-
<b>Total Income</b>		-	-
<b>EXPENSES</b>			
Other expenses	10	8,545	7,006
Finance costs	11	89	115
<b>Total Expenses</b>		<b>8,634</b>	<b>7,121</b>
<b>Profit/(Loss) before tax</b>		<b>(8,634)</b>	<b>(7,121)</b>
<b>Tax expense:</b>			
Current tax		-	-
<b>Profit/(Loss) for the year</b>		<b>(8,634)</b>	<b>(7,121)</b>
Other comprehensive income		-	-
<b>Total other comprehensive income for the year, net of tax</b>		-	-
<b>Total comprehensive income/(loss) for the year, net of tax</b>		<b>(8,634)</b>	<b>(7,121)</b>
Earnings per equity share:	12		
(1) Basic		(0.86)	(0.71)
(2) Diluted		(0.86)	(0.71)

Summary of significant accounting policies


3

The accompanying notes are an integral part of the financial statements.

As per our report of even date

For Rajeev & Ajay  
Firm registration No. 009977N  
Chartered Accountants  
  
Rajeev Sabharwal  
Partner  
Membership No. 084833

For and on behalf of the Board of Directors of  
**GABLE PROPBUILD PRIVATE LIMITED**

  
Rangaswamy Harirajan  
Director  
DIN-06785533

  
Ajay Kumar  
Director  
DIN-08028800

Place : New Delhi  
Date : 9 May 2018



**GADGET PROPBUILD PRIVATE LIMITED**  
**BALANCE SHEET AS AT 31 MARCH 2018**  
(Amount in Rupees, unless otherwise stated)


	Notes	As at 31 March 2018	As at 31 March 2017
<b>ASSETS</b>			
<b>Current assets</b>			
Inventories	4	21,991,020	21,991,020
Financial assets			
Cash and cash equivalents	5	18,638	16,627
<b>Total Assets</b>		<b>22,009,658</b>	<b>22,007,647</b>
<b>EQUITY AND LIABILITIES</b>			
<b>Equity</b>			
Equity share capital	6	100,000	100,000
Other equity	7		
Retained Earnings		(184,257)	(175,415)
<b>Total equity</b>		<b>(84,257)</b>	<b>(75,415)</b>
<b>LIABILITIES</b>			
<b>Current liabilities</b>			
Financial liabilities			
Trade payables	8	5,310	5,750
Other current liabilities	9	22,088,605	22,077,312
<b>Total liabilities</b>		<b>22,093,915</b>	<b>22,083,062</b>
<b>Total Equity and Liabilities</b>		<b>22,009,658</b>	<b>22,007,647</b>
Summary of significant accounting policies	3		

The accompanying notes are an integral part of the financial statements.

As per our report of even date

For Rajeev & Ajay  
Firm registration No : 009977/N  
Chartered Accountants

Rajeev Sabharwal  
Partner  
Membership No. : 084833



For and on behalf of the Board of Directors of  
**GADGET PROPBUILD PRIVATE LIMITED**

Ajmer Singh Goyal  
Director  
DIN-07897713

Tarun Chadha  
Director  
DIN-07109007

Place : New Delhi  
Date : 9 May 2018

**GADGET PROPBUILD PRIVATE LIMITED**  
**STATEMENT OF PROFIT AND LOSS FOR THE YEAR ENDED 31 MARCH 2018**  
(Amount in Rupees, unless otherwise stated)


Particulars	Notes	31 March 2018	31 March 2017
Other income	10	-	723
<b>Total Income</b>		-	<b>723</b>
<b>EXPENSES</b>			
Other expenses	11	8,753	7,621
Finance costs	12	89	1,653
<b>Total Expenses</b>		<b>8,842</b>	<b>9,274</b>
<b>Profit/(Loss) before tax</b>		<b>(8,842)</b>	<b>(8,551)</b>
<b>Tax expense:</b>			
Current tax		-	-
<b>Profit/(Loss) for the year</b>		<b>(8,842)</b>	<b>(8,551)</b>
Other comprehensive income		-	-
<b>Total other comprehensive income for the year, net of tax</b>		<b>-</b>	<b>-</b>
<b>Total comprehensive income/(loss) for the year, net of tax</b>		<b>(8,842)</b>	<b>(8,551)</b>
<b>Earnings per equity share:</b>	13		
(1) Basic		(0.88)	(0.86)
(2) Diluted		(0.88)	(0.86)
Summary of significant accounting policies	3		

The accompanying notes are an integral part of the financial statements.

As per our report of even date

For Rajeev & Ajay  
Firm registration No : 009977N  
Chartered Accountants

Rajeev Sabharwal  
Partner  
Membership No. : 084833



For and on behalf of the Board of Directors of  
**GADGET PROPBUILD PRIVATE LIMITED**

Ajmer Singh Goyat  
Director  
DIN-07897713

Tarun Chadha  
Director  
DIN-07109007

Place : New Delhi  
Date : 9 May 2018

**GAFF PROPBUILD PRIVATE LIMITED**  
**BALANCE SHEET AS AT 31 MARCH 2018**  
(Amount in Rupees, unless otherwise stated)

	Notes	As at 31 March 2018	As at 31 March 2017
<b>ASSETS</b>			
<b>Current assets</b>			
Inventories	4	21,545,458	21,545,458
Financial assets			
Cash and cash equivalents	5	18,307	94
<b>Total Assets</b>		<b>21,563,765</b>	<b>21,545,552</b>
<b>EQUITY AND LIABILITIES</b>			
<b>Equity</b>			
Equity share capital	6	100,000	100,000
Other equity	7		
Retained Earnings		(292,004)	(281,949)
<b>Total equity</b>		<b>(192,004)</b>	<b>(181,949)</b>
<b>LIABILITIES</b>			
<b>Current liabilities</b>			
Financial liabilities			
Trade payables	8	5,900	5,750
Other current liabilities	9	21,749,869	21,721,751
<b>Total liabilities</b>		<b>21,755,769</b>	<b>21,727,501</b>
<b>Total Equity and Liabilities</b>		<b>21,563,765</b>	<b>21,545,552</b>

Summary of significant accounting policies 3

The accompanying notes are an integral part of the financial statements.

As per our report of even date

For Rajeev & Nitya  
Firm registration No: 009977N  
Chartered Accountants

Rajeev Sabharwal  
Partner  
Membership No. : 084833

Place : New Delhi  
Date : 9-May-2018

For and on behalf of the Board of Directors of  
**GAFF PROPBUILD PRIVATE LIMITED**

Rangaswamy Harirajan  
Director  
DIN-06785533

Ajay Kumar  
Director  
DIN-08028800

**GAFF PROPBUILD PRIVATE LIMITED**  
**STATEMENT OF PROFIT AND LOSS FOR THE YEAR ENDED 31 MARCH 2018**  
(Amount in Rupees, unless otherwise stated)

Particulars	Notes	31 March 2018	31 March 2017
Revenue		-	-
<b>Total Income</b>		-	-
<b>EXPENSES</b>			
Other expenses	10	9,168	7,007
Finance costs	11	887	115
<b>Total Expenses</b>		<b>10,055</b>	<b>7,122</b>
<b>Profit/(Loss) before tax</b>		<b>(10,055)</b>	<b>(7,122)</b>
<b>Tax expense:</b>			
Current tax		-	-
<b>Profit/(Loss) for the year</b>		<b>(10,055)</b>	<b>(7,122)</b>
Other comprehensive income		-	-
<b>Total other comprehensive income for the year, net of tax</b>		<b>-</b>	<b>-</b>
<b>Total comprehensive income/(loss) for the year, net of tax</b>		<b>(10,055)</b>	<b>(7,122)</b>
<b>Earnings per equity share:</b>	12		
(1) Basic		(1.01)	(0.71)
(2) Diluted		(1.01)	(0.71)

Summary of significant accounting policies

3

The accompanying notes are an integral part of the financial statements.

As per our report of even date

For Rajeev & Ajay  
Firm registration No.: 009977N  
Chartered Accountants

Rajeev Sabharwal  
Partner  
Membership No. : 084833

For and on behalf of the Board of Directors of  
**GAFF PROPBUILD PRIVATE LIMITED**

  
Rangaswamy Harirajan  
Director  
DIN-06785533

  
Ajay Kumar  
Director  
DIN-08028800

Place : New Delhi  
Date : 9-May-2018

**GAIETY PROPBUILD PRIVATE LIMITED**  
**BALANCE SHEET AS AT 31 MARCH 2018**  
(Amount in Rupees, unless otherwise stated)

	Notes	As at 31 March 2018	As at 31 March 2017
<b>ASSETS</b>			
Current assets			
Inventories	4	52,748,526	53,149,725
Financial assets			
Cash and cash equivalents	5	18,242	15,231
Other financial assets	6	21,463,612	22,254,398
<b>Total Assets</b>		<b>74,230,380</b>	<b>75,419,354</b>
<b>EQUITY AND LIABILITIES</b>			
Equity			
Equity share capital	7	100,000	100,000
Other equity	8		
Retained Earnings		(260,530)	(252,520)
<b>Total equity</b>		<b>(160,530)</b>	<b>(152,520)</b>
<b>LIABILITIES</b>			
Current liabilities			
Financial liabilities			
Trade payables	9	5,309	5,749
Other current liabilities	10	74,385,601	75,566,125
<b>Total liabilities</b>		<b>74,390,910</b>	<b>75,571,874</b>
<b>Total Equity and Liabilities</b>		<b>74,230,380</b>	<b>75,419,354</b>
Summary of significant accounting policies	3		

The accompanying notes are an integral part of the financial statements.

As per our report of even date

For Rajeev & Ajay  
Firm registration No. : 00997714  
Chartered Accountants

Rajeev Sabharwal  
Partner  
Membership No. : 084833



For and on behalf of the Board of Directors of  
**GAIETY PROPBUILD PRIVATE LIMITED**

Sanjay Baweja  
Director  
DIN-03449009

Sameer Wadhwa  
Director  
DIN-08129144

Place : New Delhi  
Date : 9 May 2018

**GAIETY PROPBUILD PRIVATE LIMITED**  
**STATEMENT OF PROFIT AND LOSS FOR THE YEAR ENDED 31 MARCH 2018**  
(Amount in Rupees, unless otherwise stated)

Particulars	Notes	31 March 2018	31 March 2017
Other income	11	-	750
<b>Total Income</b>		<b>-</b>	<b>750</b>
<b>EXPENSES</b>			
Other expenses	12	7,921	7,006
Finance costs	13	89	86
<b>Total Expenses</b>		<b>8,010</b>	<b>7,092</b>
<b>Profit/(Loss) before tax</b>		<b>(8,010)</b>	<b>(6,342)</b>
<b>Tax expense:</b>			
Current tax		-	-
<b>Profit/(Loss) for the year</b>		<b>(8,010)</b>	<b>(6,342)</b>
Other comprehensive income		-	-
<b>Total other comprehensive income for the year, net of tax</b>		<b>-</b>	<b>-</b>
<b>Total comprehensive income/(loss) for the year, net of tax</b>		<b>(8,010)</b>	<b>(6,342)</b>
<b>Earnings per equity share:</b>	14		
(1) Basic		(0.80)	(0.63)
(2) Diluted		(0.80)	(0.63)

Summary of significant accounting policies 3

The accompanying notes are an integral part of the financial statements.

As per our report of even date

For Rajeev & Ajay  
Firm registration No : 009977N  
Chartered Accountants

Rajeev Sabharwal  
Partner  
Membership No. : 084833



For and on behalf of the Board of Directors of  
**GAIETY PROPBUILD PRIVATE LIMITED**

Sanjay Baweja  
Director  
DIN-03449009

Sameer Wadhwa  
Director  
DIN-08129144

Place : New Delhi  
Date : 9 May 2018

**GAIT PROPBUILD PRIVATE LIMITED**  
**BALANCE SHEET AS AT 31 MARCH 2018**  
(Amount in Rupees, unless otherwise stated)

	Notes	As at 31 March 2018	As at 31 March 2017
<b>ASSETS</b>			
Current assets			
Inventories	4	28,318,062	30,340,031
Financial assets			
Cash and cash equivalents	5	536	8,225
Other financial assets	6	16,168,677	16,168,677
<b>Total Assets</b>		<b>44,487,275</b>	<b>46,516,933</b>
<b>EQUITY AND LIABILITIES</b>			
Equity			
Equity share capital	7	100,000	100,000
Other equity	8		
Retained Earnings		(287,896)	(262,291)
<b>Total equity</b>		<b>(187,896)</b>	<b>(162,291)</b>
<b>LIABILITIES</b>			
Current liabilities			
Financial liabilities			
Trade payables	9	5,310	5,750
Other current liabilities	10	44,669,861	46,673,474
<b>Total liabilities</b>		<b>44,675,171</b>	<b>46,679,224</b>
<b>Total Equity and Liabilities</b>		<b>44,487,275</b>	<b>46,516,933</b>
Summary of significant accounting policies	3		

The accompanying notes are an integral part of the financial statements.

As per our report of even date

For Rajeev & Ajay  
Firm registration No : 009977N  
Chartered Accountants

Rajeev Sabharwal  
Partner  
Membership No. : 084833

For and on behalf of the Board of Directors of  
GAIT PROPBUILD PRIVATE LIMITED

Sameer Wadhwa  
Director  
DIN-08129144

Sanjay Baweja  
Director  
DIN-03449009

Place : New Delhi  
Date : 9 May 2018

GAIT PROPBUILD PRIVATE LIMITED  
STATEMENT OF PROFIT AND LOSS FOR THE YEAR ENDED 31 MARCH 2018  
(Amount in Rupees, unless otherwise stated)

Particulars	Notes	31 March 2018	31 March 2017
Revenue		-	-
Total Income (I)		-	-
EXPENSES			
Finance costs	11	89	802
Other expenses	12	25,516	10,388
Total Expenses (II)		25,605	11,190
Profit/(Loss) before tax from continuing operations (I-II)		(25,605)	(11,190)
Tax expense:			
Current Tax		-	-
Profit/(Loss) for the year from continuing operations		(25,605)	(11,190)
Other Comprehensive Income		-	-
Total other comprehensive income for the year, net of tax		-	-
Total comprehensive income/(loss) for the year, net of tax		(25,605)	(11,190)
Earnings per equity share (computed on the basis of profit/(loss) for the year):	13		
(1) Basic		(2.56)	(1.12)
(2) Diluted		(2.56)	(1.12)
Summary of significant accounting policies	3		

The accompanying notes are an integral part of the financial statements.

As per our report of even date

For Rajeev & Ajay  
Firm registration No. : 009977N  
Chartered Accountants

Rajeev Sabharwal  
Partner  
Membership No. : 084833

For and on behalf of the Board of Directors of  
GAIT PROPBUILD PRIVATE LIMITED

Sanjeev Wadhwa  
Director  
DIN-08129144

Sanjay Baweja  
Director  
DIN-03449009

Place : New Delhi  
Date : 9 May 2018



**GALLEON PROPBUILD PRIVATE LIMITED**  
**BALANCE SHEET AS AT 31 MARCH 2018**  
(Amount in Rupees, unless otherwise stated)


	Notes	As at 31 March 2018	As at 31 March 2017
<b>ASSETS</b>			
<b>Current assets</b>			
Inventories	4	17,769,088	15,771,913
Financial assets			
Cash and cash equivalents	5	33,738	4,130
Other financial assets	6	33,719,594	33,719,594
Other current assets	7	151,875	-
<b>Total Assets</b>		<b>51,674,295</b>	<b>49,495,637</b>
<b>EQUITY AND LIABILITIES</b>			
<b>Equity</b>			
Equity share capital	8	100,000	100,000
Other equity	9		
Retained Earnings		(283,391)	(273,899)
<b>Total equity</b>		<b>(183,391)</b>	<b>(173,899)</b>
<b>LIABILITIES</b>			
<b>Current liabilities</b>			
Financial liabilities			
Trade payables	10	5,311	5,751
Other current liabilities	11	51,852,375	49,663,785
<b>Total liabilities</b>		<b>51,857,686</b>	<b>49,669,536</b>
<b>Total Equity and Liabilities</b>		<b>51,674,295</b>	<b>49,495,637</b>

Summary of significant accounting policies 3

The accompanying notes are an integral part of the financial statements.

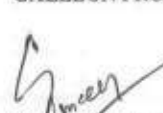
As per our report of even date

For Rajeev & Ajay  
Firm registration No : 009977N  
Chartered Accountants

  
Rajeev Sabharwal  
Partner  
Membership No. : 084833

Place : New Delhi  
Date : 9 May 2018

For and on behalf of the Board of Directors of  
GALLEON PROPBUILD PRIVATE LIMITED

  
Sameer Wadhwa  
Director  
DIN-08129144

  
Vineet  
Director  
DIN-08129156



**GALLEON PROPBUILD PRIVATE LIMITED**

**STATEMENT OF PROFIT AND LOSS FOR THE YEAR ENDED 31 MARCH 2018**

(Amount in Rupees, unless otherwise stated)

Particulars	Notes	31 March 2018	31 March 2017
Revenue		-	-
<b>Total Income (I)</b>		-	-
<b>EXPENSES</b>			
Finance costs	12	117	115
Other expenses	13	9,375	15,513
<b>Total Expenses (II)</b>		<b>9,492</b>	<b>15,628</b>
<b>Profit/(Loss) before tax from continuing operations (I-II)</b>		<b>(9,492)</b>	<b>(15,628)</b>
Tax expense:			
Current Tax		-	-
<b>Profit/(Loss) for the year from continuing operations</b>		<b>(9,492)</b>	<b>(15,628)</b>
<b>Other Comprehensive Income</b>		-	-
<b>Total other comprehensive income for the year, net of tax</b>		-	-
<b>Total comprehensive income/(loss) for the year, net of tax</b>		<b>(9,492)</b>	<b>(15,628)</b>
Earnings per equity share (computed on the basis of profit/(loss) for the year):	14		
(1) Basic		(0.95)	(1.56)
(2) Diluted		(0.95)	(1.56)

Summary of significant accounting policies 3

The accompanying notes are an integral part of the financial statements.

As per our report of even date

For Rajeev & Ajay  
Firm registration No.: 009977N  
Chartered Accountants

  
Rajeev Sabharwal  
Partner  
Membership No. : 084833

For and on behalf of the Board of Directors of  
GALLEON PROPBUILD PRIVATE LIMITED

  
Sameer Wadhwa  
Director  
DIN-08129144

  
Vineet  
Director  
DIN-08129156

Place : New Delhi  
Date : 9 May 2018

**GALLERY PROPBUILD PRIVATE LIMITED**  
**BALANCE SHEET AS AT 31 MARCH 2018**  
(Amount in Rupees, unless otherwise stated)

	Notes	As at 31 March 2018	As at 31 March 2017
<b>ASSETS</b>			
Current assets			
Inventories	4	16,989,718	17,063,640
Financial assets			
Cash and cash equivalents	5	18,000	12,300
Other financial assets	6	396,824	340,475
<b>Total Assets</b>		<b>17,404,542</b>	<b>17,416,415</b>
<b>EQUITY AND LIABILITIES</b>			
Equity			
Equity share capital	7	100,000	100,000
Other equity	8		
Retained Earnings		(518,415)	(508,847)
<b>Total equity</b>		<b>(418,415)</b>	<b>(408,847)</b>
<b>LIABILITIES</b>			
Current liabilities			
Financial liabilities			
Trade payables	9	5,310	5,750
Other current liabilities	10	17,817,647	17,819,512
<b>Total liabilities</b>		<b>17,822,957</b>	<b>17,825,262</b>
<b>Total Equity and Liabilities</b>		<b>17,404,542</b>	<b>17,416,415</b>

Summary of significant accounting policies 3

The accompanying notes are an integral part of the financial statements.

As per our report of even date

For Rajeev & Ajay  
Firm registration No. 009977N  
Chartered Accountants

Rajeev Sabharwal  
Partner  
Membership No. : 084833

Place : New Delhi  
Date : 9 May 2018

For and on behalf of the Board of Directors of  
GALLERY PROPBUILD PRIVATE LIMITED

Akshat Maheshwari  
Director  
DIN-07504909

Narendra Vashisht  
Director  
DIN-06713906

GALLERY PROPBUILD PRIVATE LIMITED  
STATEMENT OF PROFIT AND LOSS FOR THE YEAR ENDED 31 MARCH 2018  
(Amount in Rupees, unless otherwise stated)

Particulars	Notes	31 March 2018	31 March 2017
Revenue		-	-
Total Income (I)		-	-
<b>EXPENSES</b>			
Finance costs	11	89	1,019
Other expenses	12	9,480	7,928
Total Expenses (II)		9,568	8,947
Profit/(Loss) before tax from continuing operations (I-II)		(9,568)	(8,947)
Tax expense:			
Current Tax		-	-
Profit/(Loss) for the year from continuing operations		(9,568)	(8,947)
Other Comprehensive Income		-	-
Total other comprehensive income for the year, net of tax		-	-
Total comprehensive income/(loss) for the year, net of tax		(9,568)	(8,947)
Earnings per equity share (computed on the basis of profit/(loss) for the year):	13		
(1) Basic		(0.96)	(0.89)
(2) Diluted		(0.96)	(0.89)

3

Summary of significant accounting policies

The accompanying notes are an integral part of the financial statements.

As per our report of even date

For Rajeev & Ajay  
Firm registration No : 009977N  
Chartered Accountants

Rajeev Sapharwal  
Partner  
Membership No : 084833

For and on behalf of the Board of Directors of  
GALLERY PROPBUILD PRIVATE LIMITED

Akshat Maheshwari  
Director  
DIN-07504909

Narendra Vashisht  
Director  
DIN-06713906

Place : New Delhi  
Date : 9 May 2018

**GALLIUM PROPBUILD PRIVATE LIMITED**  
**BALANCE SHEET AS AT 31 MARCH 2018**  
(Amount in Rupees, unless otherwise stated)

	Notes	As at 31 March 2018	As at 31 March 2017
<b>ASSETS</b>			
Current assets			
Inventories	4	19,599,353	19,599,353
Financial assets			
Cash and cash equivalents	5	17,791	2,782
Other financial assets	6	4,452,787	5,654,824
<b>Total Assets</b>		<b>24,069,931</b>	<b>25,256,959</b>
<b>EQUITY AND LIABILITIES</b>			
Equity			
Equity share capital	7	100,000	100,000
Other equity	8		
Retained Earnings		(278,811)	(269,072)
<b>Total equity</b>		<b>(178,811)</b>	<b>(169,072)</b>
<b>LIABILITIES</b>			
Current liabilities			
Financial liabilities			
Trade payables	9	5,309	5,749
Other current liabilities	10	24,243,433	25,420,282
<b>Total liabilities</b>		<b>24,248,742</b>	<b>25,426,031</b>
<b>Total Equity and Liabilities</b>		<b>24,069,931</b>	<b>25,256,959</b>

Summary of significant accounting policies 3

The accompanying notes are an integral part of the financial statements.

As per our report of even date

For Rajeev & Ajay  
Firm registration No : 009977N  
Chartered Accountants

Rajeev Sabharwal  
Partner  
Membership No. : 084833

For and on behalf of the Board of Directors of  
GALLIUM PROPBUILD PRIVATE LIMITED

Narendra Vashisht  
Director  
DIN-06713906

Ravi Bansal  
Director  
DIN-06719785

Place : New Delhi  
Date : 9 May 2018

**GALLIUM PROPBUILD PRIVATE LIMITED**  
**STATEMENT OF PROFIT AND LOSS FOR THE YEAR ENDED 31 MARCH 2018**  
(Amount in Rupees, unless otherwise stated)

Particulars	Notes	31 March 2018	31 March 2017
Revenue		-	-
<b>Total Income (I)</b>		-	-
<b>EXPENSES</b>			
Finance costs	11	779	802
Other expenses	12	8,960	10,900
<b>Total Expenses (II)</b>		<b>9,739</b>	<b>11,702</b>
<b>Profit/(Loss) before tax from continuing operations (I-II)</b>		<b>(9,739)</b>	<b>(11,702)</b>
Tax expense:			
Current Tax		-	-
<b>Profit/(Loss) for the year from continuing operations</b>		<b>(9,739)</b>	<b>(11,702)</b>
<b>Other Comprehensive Income</b>		-	-
<b>Total other comprehensive income for the year, net of tax</b>		-	-
<b>Total comprehensive income/(loss) for the year, net of tax</b>		<b>(9,739)</b>	<b>(11,702)</b>
Earnings per equity share (computed on the basis of profit/(loss) for the year):	13		
(1) Basic		(0.97)	(1.17)
(2) Diluted		(0.97)	(1.17)
Summary of significant accounting policies	3		

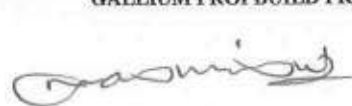
The accompanying notes are an integral part of the financial statements.

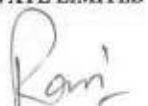
As per our report of even date

For Rajeev & Ajay  
Firm registration No : 009977N  
Chartered Accountants

Rajeev Saharwal  
Partner  
Membership No. : 084833

For and on behalf of the Board of Directors of  
**GALLIUM PROPBUILD PRIVATE LIMITED**

  
Narendra Vashisht  
Director  
DIN-06713906

  
Ravi Bansal  
Director  
DIN-06719785

Place : New Delhi  
Date : 9 May 2018

**GAMBIT PROPBUILD PRIVATE LIMITED**  
**BALANCE SHEET AS AT 31 MARCH 2018**  
(Amount in Rupees, unless otherwise stated)

	Notes	As at 31 March 2018	As at 31 March 2017
<b>ASSETS</b>			
<b>Current assets</b>			
Inventories	4	44,535,880	44,535,880
<b>Financial assets</b>			
Cash and cash equivalents	5	17,866	12,983
Other financial assets	6	352,797	3,182,981
<b>Total Assets</b>		<b>44,906,543</b>	<b>47,731,844</b>
<b>EQUITY AND LIABILITIES</b>			
<b>Equity</b>			
Equity share capital	7	100,000	100,000
Other equity	8		
Retained earnings		(1,162,653)	(1,153,500)
<b>Total equity</b>		<b>(1,062,653)</b>	<b>(1,053,500)</b>
<b>LIABILITIES</b>			
<b>Current liabilities</b>			
Trade payables	9	5,311	5,751
Other current liabilities	10	45,963,885	48,779,593
<b>Total liabilities</b>		<b>45,969,196</b>	<b>48,785,344</b>
<b>Total Equity and Liabilities</b>		<b>44,906,543</b>	<b>47,731,844</b>

Summary of significant accounting policies 3

The accompanying notes are an integral part of the financial statements.

As per our report of even date

For Rajeev & Ajay  
Firm registration No : 009977N  
Chartered Accountants

Rajeev Sabharwal  
Partner  
Membership No. : 084833

Place : New Delhi  
Date : 9 May 2018

For and on behalf of the Board of Directors of  
GAMBIT PROPBUILD PRIVATE LIMITED

Rangaswamy Harirajan  
Director  
DIN-06785533

Rohit Mehta  
Director  
DIN-06961182



**GAMBIT PROPBUILD PRIVATE LIMITED**  
**STATEMENT OF PROFIT AND LOSS FOR THE YEAR ENDED 31 MARCH 2018**  
(Amount in Rupees, unless otherwise stated)

Particulars	Notes	31 March 2018	31 March 2017
Revenue		-	-
<b>Total Income (I)</b>		-	-
<b>EXPENSES</b>			
Finance costs	11	239	1,492
Other expenses	12	8,914	45,506
<b>Total Expenses (II)</b>		<b>9,153</b>	<b>46,998</b>
<b>Profit/(Loss) before tax from continuing operations (I-II)</b>		<b>(9,153)</b>	<b>(46,998)</b>
Tax expense:			
Current Tax		-	-
<b>Profit/(Loss) for the year from continuing operations</b>		<b>(9,153)</b>	<b>(46,998)</b>
<b>Other Comprehensive Income</b>		-	-
<b>Total other comprehensive income for the year, net of tax</b>		-	-
<b>Total comprehensive income/(loss) for the year, net of tax</b>		<b>(9,153)</b>	<b>(46,998)</b>
Earnings per equity share (computed on the basis of profit/(loss) for the year):	13		
(1) Basic		(0.92)	(4.70)
(2) Diluted		(0.92)	(4.70)

Summary of significant accounting policies 3

The accompanying notes are an integral part of the financial statements.

As per our report of even date

For Rajeev & Ajay  
Firm registration No : 009977N  
Chartered Accountants

Rajeev Sabharwal  
Partner  
Membership No. : 084833



For and on behalf of the Board of Directors of  
**GAMBIT PROPBUILD PRIVATE LIMITED**

  
Rangaswamy Harirajan  
Director  
DIN-06785533

  
Rohit Mehta  
Director  
DIN-06961182

Place : New Delhi  
Date : 9 May 2018



**GAMETE PROPBUILD PRIVATE LIMITED**  
**BALANCE SHEET AS AT 31 MARCH 2018**  
(Amount in Rupees, unless otherwise stated)

	Notes	As at 31 March 2018	As at 31 March 2017
<b>ASSETS</b>			
<b>Current assets</b>			
Inventories	4	21,846,517	21,846,517
Financial assets			
Cash and cash equivalents	5	17,838	8,139
Other financial assets	6	34,414	34,414
<b>Total Assets</b>		<b>21,898,769</b>	<b>21,889,070</b>
<b>EQUITY AND LIABILITIES</b>			
<b>Equity</b>			
Equity share capital	7	100,000	100,000
Other equity	8		
Retained Earnings		(281,350)	(273,964)
<b>Total equity</b>		<b>(181,350)</b>	<b>(173,964)</b>
<b>LIABILITIES</b>			
<b>Current liabilities</b>			
Financial liabilities			
Trade payables	9	5,310	5,750
Other current liabilities	10	22,074,809	22,057,283
<b>Total liabilities</b>		<b>22,080,119</b>	<b>22,063,033</b>
<b>Total Equity and Liabilities</b>		<b>21,898,769</b>	<b>21,889,070</b>
<b>Summary of significant accounting policies</b>	3		

The accompanying notes are an integral part of the financial statements.

As per our report of even date

For Rajeev & Ajay  
Firm registration No: 009977N  
Chartered Accountants

Rajeev Sahharwal  
Partner  
Membership No. : 084833

For and on behalf of the Board of Directors of  
GAMETE PROPBUILD PRIVATE LIMITED

*Alshat*

Alshat Maheshwari  
Director  
DIN-07504909

*Ravi*

Ravi Bansal  
Director  
DIN-06719785

*Q*

Place : New Delhi  
Date : 9 May 2018


**GAMETE PROPBUILD PRIVATE LIMITED**  
**STATEMENT OF PROFIT AND LOSS FOR THE YEAR ENDED 31 MARCH 2018**  
(Amount in Rupees, unless otherwise stated)

Particulars	Notes	31 March 2018	31 March 2017
Revenue		-	-
<b>Total Income (I)</b>		-	-
<b>EXPENSES</b>			
Finance costs	11	89	115
Other expenses	12	7,298	10,900
<b>Total Expenses (II)</b>		<b>7,386</b>	<b>11,015</b>
<b>Profit/(Loss) before tax from continuing operations (I-II)</b>		<b>(7,386)</b>	<b>(11,015)</b>
Tax expense:			
Current Tax		-	-
<b>Profit/(Loss) for the year from continuing operations</b>		<b>(7,386)</b>	<b>(11,015)</b>
<b>Other Comprehensive Income</b>		-	-
<b>Total other comprehensive income for the year, net of tax</b>		-	-
<b>Total comprehensive income/(loss) for the year, net of tax</b>		<b>(7,386)</b>	<b>(11,015)</b>
Earnings per equity share (computed on the basis of profit/(loss) for the year):	13		
(1) Basic		(0.74)	(1.10)
(2) Diluted		(0.74)	(1.10)

**Summary of significant accounting policies** 3

The accompanying notes are an integral part of the financial statements.

As per our report of even date

For Rajeev & Ajay  
Firm registration No: 009977N  
Chartered Accountants  
  
Rajeev Sabharwal  
Partner  
Membership No. : 084833

For and on behalf of the Board of Directors of  
**GAMETE PROPBUILD PRIVATE LIMITED**

  
Akshat Maheshwari  
Director  
DIN-07504909

  
Ravi Bansal  
Director  
DIN-06719785

Place : New Delhi  
Date : 9 May 2018

**GAMUT PROPBUILD PRIVATE LIMITED**  
**BALANCE SHEET AS AT 31 MARCH 2018**  
(Amount in Rupees, unless otherwise stated)

	Notes	As at 31 March 2018	As at 31 March 2017
<b>ASSETS</b>			
Current assets			
Inventories	4	11,894,022	11,894,022
Financial assets			
Cash and cash equivalents	5	18,256	11,557
Other financial assets	6	1,922,401	2,200,075
<b>Total Assets</b>		<b>13,834,679</b>	<b>14,105,654</b>
<b>EQUITY AND LIABILITIES</b>			
Equity			
Equity share capital	7	100,000	100,000
Other equity	8		
Retained earnings		(266,580)	(257,634)
<b>Total equity</b>		<b>(166,580)</b>	<b>(157,634)</b>
<b>LIABILITIES</b>			
Current liabilities			
Financial liabilities			
Trade payables	9	5,310	5,750
Other current liabilities	10	13,995,949	14,257,538
<b>Total liabilities</b>		<b>14,001,259</b>	<b>14,263,288</b>
<b>Total Equity and Liabilities</b>		<b>13,834,679</b>	<b>14,105,654</b>
Summary of significant accounting policies	3		

The accompanying notes are an integral part of the financial statements.

As per our report of even date

For Rajeev & Ajay  
Firm registration No : 009977N  
Chartered Accountants

Rajeev Sabharwal  
Partner  
Membership No. : 084833

Place : New Delhi  
Date : 9 May 2018

For and on behalf of the Board of Directors of  
**GAMUT PROPBUILD PRIVATE LIMITED**

Shah Maqbool Alam  
Director  
DIN-06694170

Kul Bhushan  
Director  
DIN-08129099

**GAMUT PROPBUILD PRIVATE LIMITED**  
**STATEMENT OF PROFIT AND LOSS FOR THE YEAR ENDED 31 MARCH 2018**  
(Amount in Rupees, unless otherwise stated)

Particulars	Notes	31 March 2018	31 March 2017
Revenue		-	-
<b>Total Income (I)</b>		-	-
<b>EXPENSES</b>			
Finance costs	11	89	805
Other expenses	12	8,857	7,314
<b>Total Expenses (II)</b>		8,946	8,119
<b>Profit/(Loss) before tax from continuing operations (I-II)</b>		(8,946)	(8,119)
Tax expense:			
Current Tax		-	-
<b>Profit/(Loss) for the year from continuing operations</b>		(8,946)	(8,119)
Other Comprehensive Income		-	-
<b>Total other comprehensive income for the year, net of tax</b>		-	-
<b>Total comprehensive income/(loss) for the year, net of tax</b>		(8,946)	(8,119)
Earnings per equity share (computed on the basis of profit/(loss) for the year):	13		
(1) Basic		(0.89)	(0.81)
(2) Diluted		(0.89)	(0.81)


Summary of significant accounting policies 3

The accompanying notes are an integral part of the financial statements.

As per our report of even date

For Rajeev & Ajay  
Firm registration No: 009977N  
Chartered Accountants

Rajeev Sabharwal  
Partner  
Membership No. : 084833



For and on behalf of the Board of Directors of  
**GAMUT PROPBUILD PRIVATE LIMITED**

Shah Maqbool Alam  
Director  
DIN-06694170

Kul Bhushan  
Director  
DIN-08129099

Place : New Delhi  
Date : 9 May 2018

Garland Estates Private Limited  
BALANCE SHEET AS AT 31 MARCH 2018  
(Amount in Rupees, unless otherwise stated)

ASSETS

Non-current assets

Financial Assets  
Investments

Current assets

Inventories  
Financial assets  
Cash and cash equivalents  
Other financial assets  
Other current assets

Total assets

EQUITY AND LIABILITIES

Equity

Equity share capital  
Other equity  
Total equity

LIABILITIES

Current liabilities

Financial liabilities  
Trade payables  
Other current liabilities  
Total liabilities

Total equity and liabilities

Summary of significant accounting policies

The accompanying notes are an integral part of the financial statements.

As per our report of even date

For MNV & CO.  
Firm Reg. No.: 023682N  
Chartered Accountants

Vijay Suri  
Partner  
Membership No.: 505887



Place : New Delhi  
Date : 9-May-2018

Notes	31 March 2018	31 March 2017
4	300,000	300,000
	300,000	300,000
5	765,812,704	775,968,324
6	18,614	15,290
7	37,795,359	47,279,498
8	314,803	310,136
	823,941,480	823,573,248
	824,241,480	823,873,248
9	100,000	100,000
10	(503,534)	(491,390)
	(403,534)	(391,390)
11	5,310	11,500
12	824,639,704	824,253,138
	824,645,014	824,264,638
	824,241,480	823,873,248

3

For and on behalf of the Board of Directors of  
Garland Estates Private Limited

Manpreet Singh  
Director  
DIN-01194096

Krishna Kant Kumar  
Director  
DIN-07108942

Garland Estates Private Limited  
STATEMENT OF PROFIT AND LOSS FOR THE YEAR ENDED 31 MARCH 2018  
(Amount in Rupees, unless otherwise stated)

Particulars	Notes	31 March 2018	31 March 2017
Revenue from operations	13	248	-
Other income	14	-	810
<b>Total Income</b>		<b>248</b>	<b>810</b>
<b>EXPENSES</b>			
Finance costs	15	105	265
Other expenses	16	12,287	47,575
<b>Total Expenses</b>		<b>12,392</b>	<b>47,840</b>
<b>Profit(Loss) before tax</b>		<b>(12,144)</b>	<b>(46,830)</b>
<b>Tax expense:</b>			
Current tax		-	-
<b>Profit(Loss) for the year</b>		<b>(12,144)</b>	<b>(46,830)</b>
Other comprehensive income		-	-
<b>Total other comprehensive income for the year, net of tax</b>		<b>-</b>	<b>-</b>
<b>Total comprehensive income(loss) for the year, net of tax</b>		<b>(12,144)</b>	<b>(46,830)</b>
<b>Earnings per equity share:</b>	17		
Basic (Rs.)		(1.21)	(4.68)
Diluted (Rs.)		(1.21)	(4.68)

Summary of significant accounting policies

3

The accompanying notes are an integral part of the financial statements.

As per our report of even date

For MNV & CO.  
Firm Reg. No.: 023682N  
Chartered Accountants

Vikrant Suri  
Partner  
Membership No.: 505887



For and on behalf of the Board of Directors of  
Garland Estates Private Limited

Maharaj Singh  
Director  
DIN-01194096

Krishna Kant Kumar  
Director  
DIN-07108942

Place : New Delhi  
Date : 9-May-2018

**GARNET PROPBUILD PRIVATE LIMITED**  
**BALANCE SHEET AS AT 31 MARCH 2018**  
(Amount in Rupees, unless otherwise stated)

	Notes	As at 31 March 2018	As at 31 March 2017
<b>ASSETS</b>			
<b>Current assets</b>			
Inventories	4	4,178,023	4,178,023
Financial assets			
Cash and cash equivalents	5	18,521	3,822
<b>Total Assets</b>		<b>4,196,544</b>	<b>4,181,845</b>
<b>EQUITY AND LIABILITIES</b>			
<b>Equity</b>			
Equity share capital	6	100,000	100,000
Other equity	7		
Retained Earnings		(2,134,490)	(2,124,920)
<b>Total equity</b>		<b>(2,034,490)</b>	<b>(2,024,920)</b>
<b>LIABILITIES</b>			
<b>Current liabilities</b>			
Financial liabilities			
Trade payables	8	5,309	5,749
Other current liabilities	9	6,225,725	6,201,016
Provisions	10	-	-
<b>Total liabilities</b>		<b>6,231,034</b>	<b>6,206,765</b>
<b>Total Equity and Liabilities</b>		<b>4,196,544</b>	<b>4,181,845</b>
Summary of significant accounting policies	3		

The accompanying notes are an integral part of the financial statements.

As per our report of even date

For Rajeev & Ajay  
Firm registration No : 009977N  
Chartered Accountants

Rajeev Sabharwal  
Partner  
Membership No. : 084833

Place : New Delhi  
Date : 9 May 2018

For and on behalf of the Board of Directors of  
**GARNET PROPBUILD PRIVATE LIMITED**

Shah Maqbool Alam  
Director  
DIN-06694170

Kul Bhushan  
Director  
DIN-08129099

**GARNET PROPBUILD PRIVATE LIMITED**  
**STATEMENT OF PROFIT AND LOSS FOR THE YEAR ENDED 31 MARCH 2018**  
(Amount in Rupees, unless otherwise stated)

Particulars	Notes	31 March 2018	31 March 2017
Revenue		-	-
<b>Total Income</b>		-	-
<b>EXPENSES</b>			
Other expenses	11	9,481	7,313
Finance costs	12	89	115
<b>Total Expenses</b>		<b>9,570</b>	<b>7,428</b>
<b>Profit/(Loss) before tax</b>		<b>(9,570)</b>	<b>(7,428)</b>
<b>Tax expense:</b>			
Current tax		-	-
<b>Profit/(Loss) for the year</b>		<b>(9,570)</b>	<b>(7,428)</b>
Other comprehensive income		-	-
<b>Total other comprehensive income for the year, net of tax</b>		<b>-</b>	<b>-</b>
<b>Total comprehensive income/(loss) for the year, net of tax</b>		<b>(9,570)</b>	<b>(7,428)</b>
<b>Earnings per equity share:</b>	13		
(1) Basic		(0.96)	(0.74)
(2) Diluted		(0.96)	(0.74)
Summary of significant accounting policies	3		

The accompanying notes are an integral part of the financial statements.

As per our report of even date

For Rajeev & Ajay  
Firm registration No : 009977N  
Chartered Accountants

Rajeev Sabharwal  
Partner  
Membership No. : 084833

For and on behalf of the Board of Directors of  
**GARNET PROPBUILD PRIVATE LIMITED**

Shah Maqbool Alam  
Director  
DIN-06694170

Kul Bhushan  
Director  
DIN-08129099

Place : New Delhi  
Date : 9 May 2018



Garuda Properties Private Limited  
BALANCE SHEET AS AT 31 MARCH 2018  
(Amount in Rupees, unless otherwise stated)

	Notes	As at 31 March 2018	As at 31 March 2017
<b>ASSETS</b>			
<b>Current assets</b>			
Inventories	4	355,802,596	355,802,596
Financial assets			
Cash and cash equivalents	5	18,453	5,442
Other current assets	6	-	-
<b>Total Assets</b>		<b>355,821,049</b>	<b>355,808,038</b>
<b>EQUITY AND LIABILITIES</b>			
<b>Equity</b>			
Equity share capital	7	100,000	100,000
Other equity	8		
Retained earnings		(618,612)	(609,043)
<b>Total equity</b>		<b>(518,612)</b>	<b>(509,043)</b>
<b>LIABILITIES</b>			
<b>Current liabilities</b>			
Financial liabilities			
Trade payables	9	5,309	5,750
Other current liabilities	10	356,334,352	356,311,331
<b>Total liabilities</b>		<b>356,339,661</b>	<b>356,317,081</b>
<b>Total Equity and Liabilities</b>		<b>355,821,049</b>	<b>355,808,038</b>

Summary of significant accounting policies

3

The accompanying notes are an integral part of the financial statements.

As per our report of even date

For MNV & CO

Firm Reg. No. 306682N

Chartered Accountants



Vidant Surt

Partner

Membership No.: 505887

Place : New Delhi

Date : 09 May 2018

For and on behalf of the Board of Directors of  
Garuda Properties Private Limited

Narendra Vashisht

Director

DIN-06713906

Kol Bhushan

Director

DIN-08129099

Garuda Properties Private Limited

STATEMENT OF PROFIT AND LOSS FOR THE YEAR ENDED 31 MARCH 2018

(Amount in Rupees, unless otherwise stated)

Particulars	Notes	31 March 2018	31 March 2017
Other income	11	-	714,635
Total Income		-	714,635
<b>EXPENSES</b>			
Finance costs	12	89	115
Other expenses	13	9,480	7,313
Total Expenses		9,569	7,428
Profit(Loss) before tax		(9,569)	707,207
Tax expense:			
Current tax		-	-
Profit(Loss) for the year		(9,569)	707,207
Other comprehensive income		-	-
Total other comprehensive income for the year, net of tax		-	-
Total comprehensive income/(loss) for the year, net of tax		(9,569)	707,207
Earnings per equity share:	14		
(1) Basic		(0.96)	70.72
(2) Diluted		(0.96)	70.72

Summary of significant accounting policies

3

The accompanying notes are an integral part of the financial statements.

As per our report of even date

For MNV & CO.

Firm Reg. No.: 023682N

Chartered Accountants

Vikrant Suri  
Partner  
Membership No. 140305

CHARTERED  
ACCOUNTANTS

NEW DELHI

For and on behalf of the Board of Directors of  
Garuda Properties Private Limited

Narendra Vashisht  
Director  
DIN-06713906

Kul Bhushan  
Director  
DIN-08129099

Place : New Delhi

Date : 09 May 2018

**GATEAU PROPBUILD PRIVATE LIMITED**  
**BALANCE SHEET AS AT 31 MARCH 2018**  
(Amount in Rupees, unless otherwise stated)

	Notes	As at 31 March 2018	As at 31 March 2017
<b>ASSETS</b>			
<b>Current assets</b>			
Inventories	4	8,640,039	8,640,039
Financial assets			
Cash and cash equivalents	5	18,298	8,599
Other financial assets	6	2,053,788	2,053,788
Other current assets	7	-	6,795
<b>Total Assets</b>		<b>10,712,125</b>	<b>10,709,221</b>
<b>EQUITY AND LIABILITIES</b>			
<b>Equity</b>			
Equity share capital	8	100,000	100,000
Other equity	9		
Retained Earnings		(111,421)	(95,713)
<b>Total equity</b>		<b>(11,421)</b>	<b>4,287</b>
<b>LIABILITIES</b>			
<b>Current liabilities</b>			
Financial liabilities			
Trade payables	10	5,313	5,750
Other current liabilities	11	10,718,233	10,699,184
<b>Total liabilities</b>		<b>10,723,546</b>	<b>10,704,934</b>
<b>Total Equity and Liabilities</b>		<b>10,712,125</b>	<b>10,709,221</b>

Summary of significant accounting policies 3

The accompanying notes are an integral part of the financial statements.

As per our report of even date

For Rajeev & Ajay  
Firm registration No : 009977N  
Chartered Accountants

Rajeev Sabharwal  
Partner  
Membership No. : 084833

Place : New Delhi  
Date : 9 May 2018

For and on behalf of the Board of Directors of  
GATEAU PROPBUILD PRIVATE LIMITED

Shah Maqbool Alam  
Director  
DIN-06694170

Kul Bhushan  
Director  
DIN-08129099

**GATEAU PROPBUILD PRIVATE LIMITED**  
**STATEMENT OF PROFIT AND LOSS FOR THE YEAR ENDED 31 MARCH 2018**  
(Amount in Rupees, unless otherwise stated)

Particulars	Notes	31 March 2018	31 March 2017
Revenue		-	-
<b>Total Income</b>		-	-
<b>EXPENSES</b>			
Other expenses	12	15,619	7,313
Finance costs	13	89	115
<b>Total Expenses</b>		<b>15,708</b>	<b>7,428</b>
<b>Profit/(Loss) before tax</b>		<b>(15,708)</b>	<b>(7,428)</b>
Tax expense:			
Current tax		-	-
<b>Profit/(Loss) for the year</b>		<b>(15,708)</b>	<b>(7,428)</b>
Other comprehensive income		-	-
<b>Total other comprehensive income for the year, net of tax</b>		<b>-</b>	<b>-</b>
<b>Total comprehensive income/(loss) for the year, net of tax</b>		<b>(15,708)</b>	<b>(7,428)</b>
<b>Earnings per equity share:</b>	14		
(1) Basic		(1.57)	(0.74)
(2) Diluted		(1.57)	(0.74)


Summary of significant accounting policies 3

The accompanying notes are an integral part of the financial statements.

As per our report of even date

For Rajeev & Ajay  
Firm registration No : 009977N  
Chartered Accountants

Rajeev Sabharwal  
Partner  
Membership No. : 084833



For and on behalf of the Board of Directors of  
**GATEAU PROPBUILD PRIVATE LIMITED**

Shah Maqbool Alam  
Director  
DIN-06694170

Kul Bhushan  
Director  
DIN-08129099

Place : New Delhi  
Date : 9 May 2018

**GAUCHO PROPBUILD PRIVATE LIMITED**  
**BALANCE SHEET AS AT 31 MARCH 2018**  
(Amount in Rupees, unless otherwise stated)

	Notes	As at 31 March 2018	As at 31 March 2017
<b>ASSETS</b>			
<b>Current assets</b>			
Inventories	4	25,908,484	25,908,484
Financial assets			
Cash and cash equivalents	5	29,855	36,155
Other financial assets	6	21,724,878	21,724,878
<b>Total Assets</b>		<b>47,663,217</b>	<b>47,669,517</b>
<b>EQUITY AND LIABILITIES</b>			
<b>Equity</b>			
Equity share capital	7	100,000	100,000
Other equity	8	(185,835)	(176,889)
Retained Earnings		(85,835)	(76,889)
<b>Total equity</b>			
<b>LIABILITIES</b>			
<b>Current liabilities</b>			
Financial liabilities			
Trade payables	9	5,310	5,749
Other current liabilities	10	47,743,742	47,740,657
Provisions	11	-	-
<b>Total liabilities</b>		<b>47,749,052</b>	<b>47,746,406</b>
<b>Total Equity and Liabilities</b>		<b>47,663,217</b>	<b>47,669,517</b>

Summary of significant accounting policies

The accompanying notes are an integral part of the financial statements.

As per our report of even date

For Rajeev & Ajay  
Firm registration No : 009977N  
Chartered Accountants

Rajeev Sabharwal  
Partner  
Membership No. : 084833



For and on behalf of the Board of Directors of  
**GAUCHO PROPBUILD PRIVATE LIMITED**

Shah Maqbool Alam  
Director  
DIN-06694170

Kul Bhushan  
Director  
DIN-08129099

Place : New Delhi  
Date : 9 May 2018

**GAUCHO PROPBUILD PRIVATE LIMITED**  
**STATEMENT OF PROFIT AND LOSS FOR THE YEAR ENDED 31 MARCH 2018**  
(Amount in Rupees, unless otherwise stated)

Particulars	Notes	31 March 2018	31 March 2017
Other income	12	-	600
<b>Total Income</b>		<b>-</b>	<b>600</b>
<b>EXPENSES</b>	13	8,857	7,313
Other expenses	14	89	86
Finance costs		8,946	7,399
<b>Total Expenses</b>		<b>(8,946)</b>	<b>(6,799)</b>
<b>Profit/(Loss) before tax</b>		<b>(8,946)</b>	<b>(6,799)</b>
<b>Tax expense:</b>			1,759
Current tax		(8,946)	(8,558)
<b>Profit/(Loss) for the year</b>		<b>(8,946)</b>	<b>(8,558)</b>
Other comprehensive income		-	-
<b>Total other comprehensive income for the year, net of tax</b>		<b>-</b>	<b>-</b>
<b>Total comprehensive income/(loss) for the year, net of tax</b>		<b>(8,946)</b>	<b>(8,558)</b>
<b>Earnings per equity share:</b>	15		
(1) Basic		(0.89)	(0.86)
(2) Diluted		(0.89)	(0.86)

Summary of significant accounting policies 3

The accompanying notes are an integral part of the financial statements.

As per our report of even date

For Rajeev & Ajay  
Firm registration No : 009977N  
Chartered Accountants

Rajeev Sabharwal  
Partner  
Membership No. : 084833



Place : New Delhi  
Date : 9 May 2018

For and on behalf of the Board of Directors of  
**GAUCHO PROPBUILD PRIVATE LIMITED**

Shah Maqbool Alam  
Director  
DIN-06694170

Kul Bhushan  
Director  
DIN-08129099

**GAUGE PROPBUILD PRIVATE LIMITED**  
**BALANCE SHEET AS AT 31 MARCH 2018**  
(Amount in Rupees, unless otherwise stated)

	Notes	As at 31 March 2018	As at 31 March 2017
<b>ASSETS</b>			
<b>Current assets</b>			
Inventories	4	41,504,134	35,795,748
Financial assets			
Cash and cash equivalents	5	18,656	14,587
Other financial assets	6	20,688,732	160,034,169
Other current assets	7	182,004	182,004
<b>Total Assets</b>		<b>62,393,526</b>	<b>196,026,508</b>
<b>EQUITY AND LIABILITIES</b>			
<b>Equity</b>			
Equity share capital	8	100,000	100,000
Other equity	9		
Retained Earnings		(224,574)	(214,945)
<b>Total equity</b>		<b>(124,574)</b>	<b>(114,945)</b>
<b>LIABILITIES</b>			
<b>Current liabilities</b>			
Financial liabilities			
Trade payables	10	5,311	5,750
Other current liabilities	11	62,512,789	196,135,703
<b>Total liabilities</b>		<b>62,518,100</b>	<b>196,141,453</b>
<b>Total Equity and Liabilities</b>		<b>62,393,526</b>	<b>196,026,508</b>
Summary of significant accounting policies	3		

The accompanying notes are an integral part of the financial statements.

As per our report of even date

For Rajeev & Ajay  
Firm registration No : 009977N  
Chartered Accountants

Rajeev Sabharwal  
Partner  
Membership No. : 084833

Place : New Delhi  
Date : 9-May-2018

For and on behalf of the Board of Directors of  
GAUGE PROPBUILD PRIVATE LIMITED

Shah Maqbool Alam  
Director  
DIN-06694170

Kul Bhushan  
Director  
DIN-08129099

**GAUGE PROPBUILD PRIVATE LIMITED**  
**STATEMENT OF PROFIT AND LOSS FOR THE YEAR ENDED 31 MARCH 2018**  
(Amount in Rupees, unless otherwise stated)

Particulars	Notes	31 March 2018	31 March 2017
Other income	12	-	500
<b>Total Income</b>		<b>-</b>	<b>500</b>
<b>EXPENSES</b>			
Other expenses	13	9,481	7,621
Finance costs	14	148	115
<b>Total Expenses</b>		<b>9,629</b>	<b>7,736</b>
<b>Profit/(Loss) before tax</b>		<b>(9,629)</b>	<b>(7,236)</b>
<b>Tax expense:</b>			
Current tax		-	-
<b>Profit/(Loss) for the year</b>		<b>(9,629)</b>	<b>(7,236)</b>
Other comprehensive income		-	-
<b>Total other comprehensive income for the year, net of tax</b>		<b>-</b>	<b>-</b>
<b>Total comprehensive income/(loss) for the year, net of tax</b>		<b>(9,629)</b>	<b>(7,236)</b>
<b>Earnings per equity share:</b>	15		
(1) Basic		(0.96)	(0.72)
(2) Diluted		(0.96)	(0.72)


Summary of significant accounting policies 3

The accompanying notes are an integral part of the financial statements.

As per our report of even date

For Rajeev & Ajay  
Firm registration No : 009977N  
Chartered Accountants

Rajeev Sabharwal  
Partner  
Membership No. : 084833



For and on behalf of the Board of Directors of  
**GAUGE PROPBUILD PRIVATE LIMITED**

Shah Maqbool Alam  
Director  
DIN-06694170

Kul Bhushan  
Director  
DIN-08129099

Place : New Delhi  
Date : 9-May-2018



**GAUNTLET PROPBUILD PRIVATE LIMITED**  
**BALANCE SHEET AS AT 31 MARCH 2018**  
(Amount in Rupees, unless otherwise stated)

	Notes	As at 31 March 2018	As at 31 March 2017
<b>ASSETS</b>			
Current assets			
Inventories	4	36,728,445	36,728,445
Financial assets			
Cash and cash equivalents	5	18,757	6,746
<b>Total Assets</b>		<b>36,747,202</b>	<b>36,735,191</b>
<b>EQUITY AND LIABILITIES</b>			
Equity			
Equity share capital	6	100,000	100,000
Other equity	7		
Retained Earnings		(760,509)	(750,108)
<b>Total equity</b>		<b>(660,509)</b>	<b>(650,108)</b>
<b>LIABILITIES</b>			
Current liabilities			
Financial liabilities			
Trade payables	8	5,311	5,751
Other current liabilities	9	37,402,400	37,379,548
<b>Total liabilities</b>		<b>37,407,711</b>	<b>37,385,299</b>
<b>Total Equity and Liabilities</b>		<b>36,747,202</b>	<b>36,735,191</b>
Summary of significant accounting policies	3		

The accompanying notes are an integral part of the financial statements.

As per our report of even date

For Rajeev & Ajay  
Firm registration No : 009777N  
Chartered Accountants

Rajeev Sabharwal  
Partner  
Membership No. : 084833

Place : New Delhi  
Date : 9-May-2018

For and on behalf of the Board of Directors of  
**GAUNTLET PROPBUILD PRIVATE LIMITED**

Bhupinder Rajjaswant Singh  
Director  
DIN-06583432

Sunil Kumar Trar  
Director  
DIN-03450022

GAUNTLET PROPBUILD PRIVATE LIMITED  
STATEMENT OF PROFIT AND LOSS FOR THE YEAR ENDED 31 MARCH 2018  
(Amount in Rupees, unless otherwise stated)

Particulars	Notes	31 March 2018	31 March 2017
Revenue		-	-
Total Income (I)		-	-
EXPENSES			
Other expenses			
Finance costs	10	10,312	7,314
Total Expenses (II)	11	89	1,492
		10,401	8,806
Profit/(Loss) before tax from continuing operations (I-II)		(10,401)	(8,806)
Tax expense:			
Current Tax			
Profit/(Loss) for the year from continuing operations		(10,401)	(8,806)
Other Comprehensive Income			
Total other comprehensive income for the year, net of tax		-	-
Total comprehensive income/(loss) for the year, net of tax		(10,401)	(8,806)
Earnings per equity share:			
(1) Basic	12	(1.04)	(0.88)
(2) Diluted		(1.04)	(0.88)
Summary of significant accounting policies	3		

The accompanying notes are an integral part of the financial statements.

As per our report of even date

For Rajeev & Ajay  
Firm registration No. 009972N  
Chartered Accountants

Rajeev Sabharwal  
Partner  
Membership No. : 084833

Place : New Delhi  
Date : 9-May-2018

For and on behalf of the Board of Directors of  
GAUNTLET PROPBUILD PRIVATE LIMITED

Bhupinder Rajaswant Singh  
Director  
DIN-00583432

Sunil Kumar Trar  
Director  
DIN-03450022

**GAVEL PROPERTIES PRIVATE LIMITED**  
**BALANCE SHEET AS AT 31 MARCH 2018**  
(Amount in Rupees, unless otherwise stated)

	Notes	As at 31 March 2018	As at 31 March 2017
<b>ASSETS</b>			
<b>Current assets</b>			
Inventories	4	112,849,410	112,849,410
Financial assets			
Cash and cash equivalents	5	18,769	6,070
Other current assets	6	-	-
<b>Total Assets</b>		<b>112,868,179</b>	<b>112,855,480</b>
<b>EQUITY AND LIABILITIES</b>			
<b>Equity</b>			
Equity share capital	7	100,000	100,000
Other equity	8		
Retained Earnings		(105,318)	(94,189)
<b>Total equity</b>		<b>(5,318)</b>	<b>5,811</b>
<b>LIABILITIES</b>			
<b>Current liabilities</b>			
Financial liabilities			
Trade payables	9	5,310	5,750
Other current liabilities	10	112,868,187	112,843,919
<b>Total liabilities</b>		<b>112,873,497</b>	<b>112,849,669</b>
<b>Total Equity and Liabilities</b>		<b>112,868,179</b>	<b>112,855,480</b>

Summary of significant accounting policies

3

The accompanying notes are an integral part of the financial statements.

As per our report of even date

For Rajeev & Ajay  
Firm registration No : 009977N  
Chartered Accountants

Rajeev Sabharyal  
Partner  
Membership No. : 084833



For and on behalf of the Board of Directors of  
GAVEL PROPERTIES PRIVATE LIMITED

  
Jasveer Singh Panwar  
Director  
DIN-06849825

  
Kul Bhushan  
Director  
DIN-08129099

Place : New Delhi  
Date : 9 May 2018

**GAVEL PROPERTIES PRIVATE LIMITED**  
**STATEMENT OF PROFIT AND LOSS FOR THE YEAR ENDED 31 MARCH 2018**  
(Amount in Rupees, unless otherwise stated)

Particulars	Notes	31 March 2018	31 March 2017
Revenue		-	-
<b>Total Income</b>		-	-
<b>EXPENSES</b>			
Other expenses	11	11,040	7,005
Finance costs	12	89	115
<b>Total Expenses</b>		<b>11,129</b>	<b>7,120</b>
<b>Profit/(Loss) before tax</b>		<b>(11,129)</b>	<b>(7,120)</b>
<b>Tax expense:</b>			
Current tax		-	-
<b>Profit/(Loss) for the year</b>		<b>(11,129)</b>	<b>(7,120)</b>
Other comprehensive income		-	-
<b>Total other comprehensive income for the year, net of tax</b>		<b>-</b>	<b>-</b>
<b>Total comprehensive income/(loss) for the year, net of tax</b>		<b>(11,129)</b>	<b>(7,120)</b>
<b>Earnings per equity share:</b>	13		
(1) Basic		(1.11)	(0.71)
(2) Diluted		(1.11)	(0.71)
Summary of significant accounting policies	3		

The accompanying notes are an integral part of the financial statements.

As per our report of even date

For Rajeev & Ajay  
Firm registration No : 009977N  
Chartered Accountants

Rajeev Sabharwal  
Partner  
Membership No. : 084833



For and on behalf of the Board of Directors of  
**GAVEL PROPERTIES PRIVATE LIMITED**

  
Jasveer Singh Panwar  
Director  
DIN-06849825

  
Kul Bhushan  
Director  
DIN-08129099

Place : New Delhi  
Date : 9 May 2018

**Gems Buildcon Private Limited**  
**BALANCE SHEET AS AT 31 MARCH 2018**  
(Amount in Rupees, unless otherwise stated)

	Notes	As at 31 March 2018	As at 31 March 2017
<b>ASSETS</b>			
<b>Non-current assets</b>			
Financial Assets			
Investments	4	100,000	100,000
		<b>100,000</b>	<b>100,000</b>
<b>Current assets</b>			
Inventories	5	897,712,413	898,975,033
Financial assets			
Cash and cash equivalents	6	1,421,407	1,089,616
Other financial assets	7	88,021,003	121,766,299
Other current assets	8	340,964	350,174
		<b>987,495,787</b>	<b>1,022,181,122</b>
<b>Total Assets</b>		<b>987,595,787</b>	<b>1,022,281,122</b>
<b>EQUITY AND LIABILITIES</b>			
<b>Equity</b>			
Equity share capital	9	100,000	100,000
Other equity	10		
Retained earnings		(221,459)	133,180
<b>Total equity</b>		<b>(121,459)</b>	<b>233,180</b>
<b>Current liabilities</b>			
Financial liabilities			
Trade payables	11	9,960,902	9,738,717
Other current liabilities	12	977,756,344	1,012,309,225
<b>Total liabilities</b>		<b>987,717,246</b>	<b>1,022,047,942</b>
<b>Total Equity and Liabilities</b>		<b>987,595,787</b>	<b>1,022,281,122</b>
Summary of significant accounting policies	3		

The accompanying notes are an integral part of the financial statements.

As per our report of even date

For MNV & CO.

Firm Reg. No.: 023682N

Chartered Accountants

**Vikrant Suri**  
Partner  
Membership No.: 505887

For and on behalf of the Board of Directors of  
**Gems Buildcon Private Limited**

**Nikhil Srivastava**  
Director  
DIN-8077388

**Mukesh Kumar Gupta**  
Director  
DIN-02354428

Place : New Delhi  
Date : 9 May 2018

**Gems Buildcon Private Limited**

**STATEMENT OF PROFIT AND LOSS FOR THE YEAR ENDED 31 MARCH 2018**

(Amount in Rupees, unless otherwise stated)

Particulars	Notes	31 March 2018	31 March 2017
Other income	13	128,993	96,704
<b>Total Income</b>		<b>128,993</b>	<b>96,704</b>
<b>EXPENSES</b>			
Finance costs	14	90	86
Other expenses	15	483,542	7,030
<b>Total Expenses</b>		<b>483,632</b>	<b>7,116</b>
<b>Profit(Loss) before tax</b>		<b>(354,639)</b>	<b>89,588</b>
Tax expense:			
Current tax		-	26,800
<b>Profit(Loss) for the year</b>		<b>(354,639)</b>	<b>62,788</b>
Other comprehensive income		-	-
<b>Total other comprehensive income for the year, net of tax</b>		<b>-</b>	<b>-</b>
<b>Total comprehensive income/(loss) for the year, net of tax</b>		<b>(354,639)</b>	<b>62,788</b>
<b>Earnings per equity share:</b>	16		
(1) Basic		(35.46)	6.28
(2) Diluted		(35.46)	6.28

Summary of significant accounting policies

3

The accompanying notes are an integral part of the financial statements.

As per our report of even date

For MNV & CO.

Firm Reg. No. 1236828

Chartered Accountants

Vijayant Suri

Partner

Membership No.: 505887



For and on behalf of the Board of Directors of  
Gems Buildcon Private Limited

  
Nikhil Srivastava  
Director  
DIN-8077388

  
Mukesh Kumar Gupta  
Director  
DIN-02354428

Place : New Delhi

Date : 9 May 2018

**GENRE PROPBUILD PRIVATE LIMITED**  
**BALANCE SHEET AS AT 31 MARCH 2018**  
(Amount in Rupees, unless otherwise stated)


	Notes	As at 31 March 2018	As at 31 March 2017
<b>ASSETS</b>			
<b>Current assets</b>			
Financial assets			
Cash and cash equivalents	4	25,198	31,186
Other current assets	5	-	54,062,500
<b>Total Assets</b>		<b>25,198</b>	<b>54,093,686</b>
<b>EQUITY AND LIABILITIES</b>			
<b>Equity</b>			
Equity share capital	6	100,000	100,000
Other equity	7		
Retained Earnings		(54,426,219)	(354,463)
<b>Total equity</b>		<b>(54,326,219)</b>	<b>(254,463)</b>
<b>LIABILITIES</b>			
<b>Current liabilities</b>			
Financial liabilities			
Trade payables	8	5,310	5,750
Other current liabilities	9	54,346,106	54,342,399
<b>Total liabilities</b>		<b>54,351,416</b>	<b>54,348,149</b>
<b>Total Equity and Liabilities</b>		<b>25,198</b>	<b>54,093,686</b>
Summary of significant accounting policies	3		

The accompanying notes are an integral part of the financial statements.

As per our report of even date

For Rajeev & Ajay  
Firm registration No : 009977N  
Chartered Accountants

Rajeev Sabharwal  
Partner  
Membership No. : 084833



For and on behalf of the Board of Directors of  
**GENRE PROPBUILD PRIVATE LIMITED**

Rohit Mohan  
Director  
DIN-02356229

Bhupinder Rajjaswant Singh  
Director  
DIN-06583432

Place : New Delhi  
Date :



**GENRE PROPBUILD PRIVATE LIMITED**  
**STATEMENT OF PROFIT AND LOSS FOR THE YEAR ENDED 31 MARCH 2018**  
(Amount in Rupees, unless otherwise stated)

Particulars	Notes	31 March 2018	31 March 2017
Total Income (I)		-	-
<b>EXPENSES</b>			
Other expenses	10	54,071,667	6,698
Finance costs	11	89	92
<b>Total Expenses (II)</b>		<b>54,071,756</b>	<b>6,790</b>
<b>Profit/(Loss) before tax from continuing operations (I-II)</b>		<b>(54,071,756)</b>	<b>(6,790)</b>
Tax expense:			
Current Tax		-	-
<b>Profit/(Loss) for the year from continuing operations</b>		<b>(54,071,756)</b>	<b>(6,790)</b>
<b>Other Comprehensive Income</b>		-	-
<b>Total other comprehensive income for the year, net of tax</b>		-	-
<b>Total comprehensive income/(loss) for the year, net of tax</b>		<b>(54,071,756)</b>	<b>(6,790)</b>
Earnings per equity share (computed on the basis of profit/(loss) for the year):	12		
(1) Basic		(5,407.18)	(0.68)
(2) Diluted		(5,407.18)	(0.68)


Summary of significant accounting policies 3

The accompanying notes are an integral part of the financial statements.

As per our report of even date

For Rajeev & Ajay  
Firm registration No : 009977N  
Chartered Accountants

Rajeev Sabharwal  
Partner  
Membership No. : 084833



For and on behalf of the Board of Directors of  
**GENRE PROPBUILD PRIVATE LIMITED**

Rohit Mohan  
Director  
DIN-02356229

Bhupinder Rajjaswant Singh  
Director  
DIN-06583432

*(Signature of Bhupinder Rajjaswant Singh)*

Place : New Delhi  
Date :




**GENTRY PROPBUILD PRIVATE LIMITED**  
**BALANCE SHEET AS AT 31 MARCH 2018**  
(Amount in Rupees, unless otherwise stated)

Notes	As at 31 March 2018	As at 31 March 2017
<b>ASSETS</b>		
<b>Current assets</b>		
Inventories	39,292,894	39,292,894
Financial assets	18,167	17,026
Cash and cash equivalents	631,895	2,031,490
Other financial assets	262,217	161,673
Other current assets		
<b>Total assets</b>	<b>40,205,173</b>	<b>41,503,083</b>
<b>EQUITY AND LIABILITIES</b>		
<b>Equity</b>		
Equity share capital	100,000	100,000
Other equity		
Retained Earnings	(426,815)	(419,687)
<b>Total equity</b>	<b>(326,815)</b>	<b>(319,687)</b>
<b>LIABILITIES</b>		
<b>Current liabilities</b>		
Financial liabilities	5,311	5,751
Trade payables	40,526,677	41,817,019
Other current liabilities		
<b>Total liabilities</b>	<b>40,531,988</b>	<b>41,822,770</b>
<b>Total equity and liabilities</b>	<b>40,205,173</b>	<b>41,503,083</b>

The accompanying notes are an integral part of the financial statements.

As per our report of even date



Place : New Delhi  
Date : 9 May 2018

Ranjit Sarkar  
Director  
DIN-06785561

Rohit Mohan  
Director  
DIN-02356229

For and on behalf of the Board of Directors of  
**GENTRY PROPBUILD PRIVATE LIMITED**

**GENTRY PROPBUILD PRIVATE LIMITED**  
**STATEMENT OF PROFIT AND LOSS FOR THE YEAR ENDED 31 MARCH 2018**  
(Amount in Rupees, unless otherwise stated)

Particulars	Notes	31 March 2018	31 March 2017
Revenue		-	-
Total Income		-	-
<b>EXPENSES</b>			
Other expenses	12	6,986	45,505
Finance costs	13	142	112
Total Expenses		7,128	45,617
Profit/(Loss) before tax		(7,128)	(45,617)
Tax expense:			
Current tax		-	-
Profit/(Loss) for the year		(7,128)	(45,617)
Other comprehensive income		-	-
Total other comprehensive income for the year, net of tax		-	-
Total comprehensive income/(loss) for the year, net of tax		(7,128)	(45,617)
Earnings per equity share:	14		
(1) Basic		(0.71)	(4.56)
(2) Diluted		(0.71)	(4.56)
Summary of significant accounting policies	3		

The accompanying notes are an integral part of the financial statements.

As per our report of even date

For Rajeev & Ajay  
Firm registration No : 009977N  
Chartered Accountants  
Rajeev Sabharwal  
Partner  
Membership No.: 084833  
NEW DELHI  
Place : New Delhi  
Date : 9 May 2018

For and on behalf of the Board of Directors of  
GENTRY PROPBUILD PRIVATE LIMITED  
Ranjit Sarkar  
Director  
DIN-06785561  
Rohit Mohan  
Director  
DIN-02356229

**GEODESY PROPERTIES PRIVATE LIMITED**  
**BALANCE SHEET AS AT 31 MARCH 2018**  
(Amount in Rupees, unless otherwise stated)

	Notes	As at 31 March 2018	As at 31 March 2017
<b>ASSETS</b>			
<b>Current assets</b>			
Financial assets			
Cash and cash equivalents	4	19,912	1,483,443
Other current assets	5	-	-
<b>Total Assets</b>		<b>19,912</b>	<b>1,483,443</b>
<b>EQUITY AND LIABILITIES</b>			
<b>Equity</b>			
Equity share capital	6	100,000	100,000
Other equity	7		
Retained Earnings		(473,547)	(464,445)
<b>Total equity</b>		<b>(373,547)</b>	<b>(364,445)</b>
<b>LIABILITIES</b>			
<b>Current liabilities</b>			
Financial liabilities			
Trade payables	8	5,310	186,200
Other current liabilities	9	388,149	1,661,688
<b>Total liabilities</b>		<b>393,459</b>	<b>1,847,888</b>
<b>Total Equity and Liabilities</b>		<b>19,912</b>	<b>1,483,443</b>

Summary of significant accounting policies

3

The accompanying notes are an integral part of the financial statements.

As per our report of even date

For Rajeev & Ajay  
Firm registration No. 009977N  
Chartered Accountants

Rajeev Subbarwal  
Partner  
Membership No. : 084833

Place : New Delhi  
Date : 9 May 2018

For and on behalf of the Board of Directors of  
**GEODESY PROPERTIES PRIVATE LIMITED**

Rangaswamy Harirajan  
Director  
DIN-06785533

Amitava Chattopadhyay  
Director  
DIN-07150600

**GEODESY PROPERTIES PRIVATE LIMITED**  
**STATEMENT OF PROFIT AND LOSS FOR THE YEAR ENDED 31 MARCH 2018**  
(Amount in Rupees, unless otherwise stated)


Particulars	Notes	31 March 2018	31 March 2017
Revenue	10	-	29,220
<b>Total Income</b>		<b>-</b>	<b>29,220</b>
<b>EXPENSES</b>			
Other expenses	11	7,921	52,021
Finance costs	12	1,181	-
<b>Total Expenses</b>		<b>9,102</b>	<b>52,021</b>
<b>Profit/(Loss) before tax</b>		<b>(9,102)</b>	<b>(22,801)</b>
Tax expense:			
Current tax		-	-
<b>Profit/(Loss) for the year</b>		<b>(9,102)</b>	<b>(22,801)</b>
Other comprehensive income		-	-
<b>Total other comprehensive income for the year, net of tax</b>		<b>-</b>	<b>-</b>
<b>Total comprehensive income/(loss) for the year, net of tax</b>		<b>(9,102)</b>	<b>(22,801)</b>
<b>Earnings per equity share:</b>	13		
(1) Basic		(0.91)	(2.28)
(2) Diluted		(0.91)	(2.28)

Summary of significant accounting policies


3

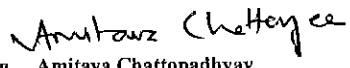
The accompanying notes are an integral part of the financial statements.

As per our report of even date

For Rajeev & Ajay  
Firm registration No: 009977N  
Chartered Accountants  
  
Rajeev Sabharwal  
Partner  
Membership No. 064833

For and on behalf of the Board of Directors of  
**GEODESY PROPERTIES PRIVATE LIMITED**

  
Rangaswamy Harirajan  
Director  
DIN-06785533

  
Amitava Chattopadhyay  
Director  
DIN-07150600

Place : New Delhi  
Date : 9 May 2018

**GIBBON PROPBUILD PRIVATE LIMITED**  
**BALANCE SHEET AS AT 31 MARCH 2018**  
(Amount in Rupees, unless otherwise stated)

	Notes	As at 31 March 2018	As at 31 March 2017
<b>ASSETS</b>			
Current assets			
Inventories	4	8,381,756	58,379,343
Financial assets			
Cash and cash equivalents	5	18,505	14,493
Other financial assets	6	61,025,446	15,198,509
<b>Total assets</b>		<b>69,425,707</b>	<b>73,592,345</b>
<b>EQUITY AND LIABILITIES</b>			
Equity			
Equity share capital	7	100,000	100,000
Other equity	8		
Retained Earnings		(308,003)	(300,305)
<b>Total equity</b>		<b>(208,003)</b>	<b>(200,305)</b>
<b>LIABILITIES</b>			
Current liabilities			
Financial liabilities			
Trade payables	9	5,311	5,750
Other current liabilities	10	69,628,399	73,786,900
<b>Total liabilities</b>		<b>69,633,710</b>	<b>73,792,650</b>
<b>Total Equity and Liabilities</b>		<b>69,425,707</b>	<b>73,592,345</b>

Summary of significant accounting policies

3

The accompanying notes are an integral part of the financial statements.

As per our report of even date

For Rajeev & Ajay  
Firm registration No : 009977N  
Chartered Accountants



Place : New Delhi  
Date : 9 May 2018

For and on behalf of the Board of Directors of  
**GIBBON PROPBUILD PRIVATE LIMITED**

  
Ranjit Sarkar  
Director  
DIN-06785561

  
Rohit Mohan  
Director  
DIN-02356229

**GIBBON PROPBUILD PRIVATE LIMITED**  
**STATEMENT OF PROFIT AND LOSS FOR THE YEAR ENDED 31 MARCH 2018**  
(Amount in Rupees, unless otherwise stated)

Particulars	Notes	31 March 2018	31 March 2017
Revenue		-	-
Total Income		-	-
<b>EXPENSES</b>			
Other expenses	11	7,609	45,198
Finance costs	12	89	1,468
Total Expenses		7,698	46,666
Profit/(Loss) before tax		(7,698)	(46,666)
Tax expense:			
Current tax		-	-
Profit/(Loss) for the year		(7,698)	(46,666)
Other comprehensive income		-	-
Total other comprehensive income for the year, net of tax		-	-
Total comprehensive income/(loss) for the year, net of tax		(7,698)	(46,666)
Earnings per equity share:	13		
(1) Basic		(0.77)	(4.67)
(2) Diluted		(0.77)	(4.67)

Summary of significant accounting policies 3

The accompanying notes are an integral part of the financial statements.

As per our report of even date

For Rajeev & Ajay  
Firm registration No. 009977N  
Chartered Accountants

Rajeev Saharwal  
Partner  
Membership No. : 084833



For and on behalf of the Board of Directors of  
**GIBBON PROPBUILD PRIVATE LIMITED**

  
Ranjit Sarkar  
Director  
DIN-06785561

  
Rohit Mohan  
Director  
DIN-02356229

Place : New Delhi  
Date : 9 May 2018

**GIRDER PROPBUILD PRIVATE LIMITED**  
**BALANCE SHEET AS AT 31 MARCH 2018**  
(Amount in Rupees, unless otherwise stated)

	Notes	As at 31 March 2018	As at 31 March 2017
<b>ASSETS</b>			
<b>Current assets</b>			
Inventories	4	7,233,795	7,233,795
Financial assets			
Cash and cash equivalents	5	18,824	17,812
<b>Total assets</b>		<b>7,252,619</b>	<b>7,251,607</b>
<b>EQUITY AND LIABILITIES</b>			
<b>Equity</b>			
Equity share capital	6	100,000	100,000
Other equity	7		
Retained Earnings		(522,527)	(515,453)
<b>Total equity</b>		<b>(422,527)</b>	<b>(415,453)</b>
<b>LIABILITIES</b>			
<b>Current liabilities</b>			
Financial liabilities			
Trade payables	8	5,311	5,750
Other current liabilities	9	7,669,835	7,661,310
<b>Total liabilities</b>		<b>7,675,146</b>	<b>7,667,060</b>
<b>Total Equity and Liabilities</b>		<b>7,252,619</b>	<b>7,251,607</b>


Summary of significant accounting policies 3

The accompanying notes are an integral part of the financial statements.

As per our report of even date

For Rajeev & Ajay  
Firm registration No : 0099778  
Chartered Accountants

Rajeev Sabharwal  
Partner  
Membership No. : 084833



Place : New Delhi  
Date : 9 May 2018

For and on behalf of the Board of Directors of  
**GIRDER PROPBUILD PRIVATE LIMITED**

Ranjit Sarkar  
Director  
DIN-06785561

Rohit Mohan  
Director  
DIN-02356229

*(Signature)*

**GIRDER PROPBUILD PRIVATE LIMITED**  
**STATEMENT OF PROFIT AND LOSS FOR THE YEAR ENDED 31 MARCH 2018**  
(Amount in Rupees, unless otherwise stated)

Particulars	Notes	31 March 2018	31 March 2017
Revenue		-	-
<b>Total Income</b>		-	-
<b>EXPENSES</b>			
Other expenses	10	6,985	45,403
Finance costs	11	89	291
<b>Total Expenses</b>		<b>7,074</b>	<b>45,694</b>
<b>Profit/(Loss) before tax</b>		<b>(7,074)</b>	<b>(45,694)</b>
<b>Tax expense:</b>			
Current tax		-	-
<b>Profit/(Loss) for the year</b>		<b>(7,074)</b>	<b>(45,694)</b>
Other comprehensive income		-	-
<b>Total other comprehensive income for the year, net of tax</b>		<b>-</b>	<b>-</b>
<b>Total comprehensive income/(loss) for the year, net of tax</b>		<b>(7,074)</b>	<b>(45,694)</b>
<b>Earnings per equity share:</b>	12		
(1) Basic		(0.71)	(4.57)
(2) Diluted		(0.71)	(4.57)

Summary of significant accounting policies


3

The accompanying notes are an integral part of the financial statements.

As per our report of even date

For Rajeev & Ajay  
Firm registration No : 009977N  
Chartered Accountants

Rajeev Sabharwal  
Partner  
Membership No. : 084833



For and on behalf of the Board of Directors of  
**GIRDER PROPBUILD PRIVATE LIMITED**

*Ranjit Sarkar*  
Ranjit Sarkar  
Director  
DIN-06785561

*Rohit Mohan*  
Rohit Mohan  
Director  
DIN-02356229

Place : New Delhi  
Date : 9 May 2018



**GLADE PROPBUILD PRIVATE LIMITED**  
**BALANCE SHEET AS AT 31 MARCH 2018**  
(Amount in Rupees, unless otherwise stated)

	Notes	As at 31 March 2018	As at 31 March 2017
<b>ASSETS</b>			
<b>Current assets</b>			
Inventories	4	6,753,260	6,753,260
Financial assets			
Cash and cash equivalents	5	18,987	12,976
<b>Total Assets</b>		<b>6,772,247</b>	<b>6,766,236</b>
<b>EQUITY AND LIABILITIES</b>			
<b>Equity</b>			
Equity share capital	6	100,000	100,000
Other equity	7		
Retained Earnings		(191,996)	(184,610)
<b>Total equity</b>		<b>(91,996)</b>	<b>(84,610)</b>
<b>LIABILITIES</b>			
<b>Current liabilities</b>			
Financial liabilities			
Trade payables	8	5,310	5,750
Other current liabilities	9	6,858,933	6,845,096
Provisions	10	-	-
<b>Total liabilities</b>		<b>6,864,243</b>	<b>6,850,846</b>
<b>Total Equity and Liabilities</b>		<b>6,772,247</b>	<b>6,766,236</b>
Summary of significant accounting policies	3		

The accompanying notes are an integral part of the financial statements.

As per our report of even date

For I For Rajeev & Ajay  
Firm registration No : 009977N  
Chartered Accountants

Rajeev Sabharwal  
Partner  
Membership No. : 084833

For and on behalf of the Board of Directors of  
**GLADE PROPBUILD PRIVATE LIMITED**

Manish Kumar Bhansali  
Director  
DIN-06583437

Rangaswamy Harirajan  
Director  
DIN-06785533

Place : New Delhi  
Date : 9 May 2018

**GLADE PROPBUILD PRIVATE LIMITED**  
**STATEMENT OF PROFIT AND LOSS FOR THE YEAR ENDED 31 MARCH 2018**  
(Amount in Rupees, unless otherwise stated)

Particulars	Notes	31 March 2018	31 March 2017
Revenue		-	-
<b>Total Income (I)</b>		-	-
<b>EXPENSES</b>			
Finance costs	11	89	115
Other expenses	12	7,297	7,006
<b>Total Expenses (II)</b>		<b>7,386</b>	<b>7,121</b>
<b>Profit/(Loss) before tax from continuing operations (I-II)</b>		<b>(7,386)</b>	<b>(7,121)</b>
<b>Tax expense:</b>			
Current Tax		-	-
<b>Profit/(Loss) for the year from continuing operations</b>		<b>(7,386)</b>	<b>(7,121)</b>
<b>Other Comprehensive Income</b>		-	-
<b>Total other comprehensive income for the year, net of tax</b>		-	-
<b>Total comprehensive income/(loss) for the year, net of tax</b>		<b>(7,386)</b>	<b>(7,121)</b>
Earnings per equity share (computed on the basis of profit/(loss) for the year):	13		
(1) Basic		(0.74)	(0.71)
(2) Diluted		(0.74)	(0.71)
<b>Summary of significant accounting policies</b>	3		

The accompanying notes are an integral part of the financial statements.

As per our report of even date

For Rajeev & Ajay  
Firm registration No : 009977N  
Chartered Accountants

Rajeev Sahharwal  
Partner  
Membership No. : 084833

For and on behalf of the Board of Directors of  
**GLADE PROPBUILD PRIVATE LIMITED**

Manish Kumar Bhansali  
Director  
DIN-06583437

Rangaswamy Harirajan  
Director  
DIN-06785533

Place : New Delhi  
Date : 9 May 2018

**GLAZE ESTATES PRIVATE LIMITED**  
**BALANCE SHEET AS AT 31 MARCH 2018**  
(Amount in Rupees, unless otherwise stated)

	Notes	As at 31 March 2018	As at 31 March 2017
<b>ASSETS</b>			
<b>Current assets</b>			
Financial assets			
Cash and cash equivalents	4	760,153	766,469
<b>Total Assets</b>		<b>760,153</b>	<b>766,469</b>
<b>EQUITY AND LIABILITIES</b>			
<b>Equity</b>			
Equity share capital	5	1,000,000	1,000,000
Other equity	6		
Retained Earnings		(247,410)	(239,281)
<b>Total equity</b>		<b>752,590</b>	<b>760,719</b>
<b>LIABILITIES</b>			
<b>Non-current liabilities</b>			
<b>Current liabilities</b>			
Financial liabilities			
Trade payables	7	5,310	5,750
Other current liabilities	8	2,253	-
<b>Total liabilities</b>		<b>7,563</b>	<b>5,750</b>
<b>Total Equity and Liabilities</b>		<b>760,153</b>	<b>766,469</b>

Summary of significant accounting policies

3

The accompanying notes are an integral part of the financial statements.

As per our report of even date

For Rajeev & Ajay  
Firm registration No : 009977N  
Chartered Accountants

Rajeev Sabharwal  
Partner  
Membership No. : 084833



For and on behalf of the Board of Directors of  
**GLAZE ESTATES PRIVATE LIMITED**

  
Ranjit Sarkar  
Director  
DIN-06785561

  
Rohit Mohan  
Director  
DIN-02356229

Place : New Delhi  
Date : 9 May 2018



**GLAZE ESTATES PRIVATE LIMITED**  
**STATEMENT OF PROFIT AND LOSS FOR THE YEAR ENDED 31 MARCH 2018**  
(Amount in Rupees, unless otherwise stated)


Particulars	Notes	31 March 2018	31 March 2017
Revenue		-	-
Total Income		-	-
<b>EXPENSES</b>			
Other expenses	9	8,129	7,005
Total Expenses		8,129	7,005
Profit/(Loss) before tax		(8,129)	(7,005)
Tax expense:			
Current tax		-	-
Profit/(Loss) for the year		(8,129)	(7,005)
Other comprehensive income		-	-
Total other comprehensive income for the year, net of tax		-	-
Total comprehensive income/(loss) for the year, net of tax		(8,129)	(7,005)
Earnings per equity share:	10		
(1) Basic		(0.08)	(0.07)
(2) Diluted		(0.08)	(0.07)
Summary of significant accounting policies	3		

The accompanying notes are an integral part of the financial statements.

As per our report of even date

For Rajeev & Ajay  
Firm registration No : 009977N  
Chartered Accountants

Rajeev Sabharwal  
Partner  
Membership No. : 084833



For and on behalf of the Board of Directors of  
**GLAZE ESTATES PRIVATE LIMITED**

  
Ranjit Sarkar  
Director  
DIN-06785561

  
Rohit Mohan  
Director  
DIN-02356229

Place : New Delhi  
Date : 9 May 2018

**GLEN PROPBUILD PRIVATE LIMITED**  
(Incorporated in the Republic of Singapore)

**STATEMENT OF FINANCIAL POSITION**  
**AS AT 31 MARCH 2018**

	<u>Note</u>	<u>2018</u> USD	<u>2017</u> USD
<b>ASSETS</b>			
<b>Non-current assets</b>			
Interest in subsidiary	4	1	1
<b>Current assets</b>			
Other receivables	5	-	4
Amount receivable from a subsidiary	5	19,622,377	19,622,377
Amounts receivable from related parties	5	14,147,261	14,147,261
Cash and cash equivalents	6	671,206	678,583
		<u>34,440,844</u>	<u>34,448,225</u>
<b>Total assets</b>		<u><b>34,440,845</b></u>	<u><b>34,448,226</b></u>
<b>EQUITY AND LIABILITIES</b>			
<b>Capital and reserves</b>			
Share capital	7	37,844,810	37,844,810
Retained earnings		(3,408,049)	(3,400,195)
<b>Total equity</b>		<u><b>34,436,761</b></u>	<u><b>34,444,615</b></u>
<b>Non-current liabilities</b>		-	-
<b>Current liabilities</b>			
Other payables and accruals	8	4,084	3,611
		<u>4,084</u>	<u>3,611</u>
<b>Total liabilities</b>		<u><b>4,084</b></u>	<u><b>3,611</b></u>
<b>Total equity and liabilities</b>		<u><b>34,440,845</b></u>	<u><b>34,448,226</b></u>

The accompanying notes form an integral part of the financial statements.

**GLEN PROPBUILD PRIVATE LIMITED**  
(Incorporated in the Republic of Singapore)

**STATEMENT OF PROFIT OR LOSS AND OTHER COMPREHENSIVE INCOME  
FOR THE YEAR ENDED 31 MARCH 2018**

	<u>Note</u>	<u>2018</u> USD	<u>2017</u> USD
<b>Revenue</b>	9	-	-
Other income	9	-	31
		-	31
Costs and expenses			
Director's fee		2,026	1,830
Other expenses	10	5,828	4,754
		(7,854)	(6,584)
<b>Loss before tax</b>	11	(7,854)	(6,553)
Income tax expense	12	-	-
<b>LOSS FOR THE YEAR</b>		(7,854)	(6,553)
<b>Other comprehensive income</b>		-	-
Other comprehensive income for the year, net of tax		-	-
<b>TOTAL COMPREHENSIVE LOSS FOR THE YEAR</b>		(7,854)	(6,553)

The accompanying notes form an integral part of the financial statements.

**GLEN PROPBUILD PRIVATE LIMITED**  
**STANDALONE BALANCE SHEET AS AT 31 MARCH 2018**  
(Amount in Rupees, unless otherwise stated)

	Notes	As at 31 March 2018	As at 31 March 2017
<b>ASSETS</b>			
<b>Non-current assets</b>			
Financial assets			
Investments	4	1,569,089,276	1,569,089,276
		<u>1,569,089,276</u>	<u>1,569,089,276</u>
<b>Current assets</b>			
Financial assets			
Cash and cash equivalents	5	180,393	219,651
		<u>180,393</u>	<u>219,651</u>
<b>Total Assets</b>		<u><b>1,569,269,669</b></u>	<u><b>1,569,308,927</b></u>
<b>EQUITY AND LIABILITIES</b>			
<b>Equity</b>			
Equity share capital	6	4,359,550	4,359,550
Other equity	7	1,564,892,841	1,564,910,354
<b>Total equity</b>		<u><b>1,569,252,391</b></u>	<u><b>1,569,269,904</b></u>
<b>LIABILITIES</b>			
<b>Current liabilities</b>			
Financial liabilities			
Trade payables	8	7,410	38,023
Other current liabilities	9	9,868	1,000
<b>Total liabilities</b>		<u><b>17,278</b></u>	<u><b>39,023</b></u>
<b>Total Equity and Liabilities</b>		<u><b>1,569,269,669</b></u>	<u><b>1,569,308,927</b></u>
<b>Summary of significant accounting policies</b>			
	3		

The accompanying notes are an integral part of the financial statements.

As per our report of even date

For Rajeev & Ajay  
Firm registration No. 009977N  
Chartered Accountants

Rajeev Sabharwal  
Partner  
Membership No. : 084833

Place : New Delhi  
Date : 9-May-2018

For and on behalf of the Board of Directors of  
**GLEN PROPBUILD PRIVATE LIMITED**

Pankaj Kishore Chaturvedi  
Director  
Din-07119298

Nikhil Srivastava  
Director  
DIN-08077388

**GLEN PROPBUILD PRIVATE LIMITED**  
**STANDALONE STATEMENT OF PROFIT AND LOSS FOR THE YEAR ENDED 31 MARCH 2018**  
(Amount in Rupees, unless otherwise stated)


Particulars	Notes	31 March 2018	31 March 2017
Liability and Provision Written Back		11,236	-
Total Income (I)		11,236	-
<b>EXPENSES</b>			
Other expenses	10	28,649	10,638
Finance costs	11	100	-
Total Expenses (II)		28,749	10,638
Profit/(Loss) before tax from continuing operations (I-II)		(17,513)	(10,638)
Tax expense:			
Current Tax		-	-
Profit/(Loss) for the year from continuing operations		(17,513)	(10,638)
Other Comprehensive Income		-	-
Total other comprehensive income for the year, net of tax		-	-
Total comprehensive income/(loss) for the year, net of tax		(17,513)	(10,638)
Earnings per equity share (computed on the basis of profit/(loss) for the year):	12		
(1) Basic		(0.01)	(0.00)
(2) Diluted		(0.01)	(0.00)
Summary of significant accounting policies	3		

The accompanying notes are an integral part of the financial statements.

As per our report of even date

For Rajeev & Ajay  
Firm registration No : 009977N  
Chartered Accountants

Rajeev Sabbatwal  
Partner  
Membership No. : 084833



For and on behalf of the Board of Directors of  
**GLEN PROPBUILD PRIVATE LIMITED**

Pankaj Kishore Chaturvedi  
Director  
Din-07119298

Nikhil Srivastava  
Director  
DIN-08077388

Place : New Delhi  
Date : 9-May-2018



**GLIMPSE PROPBUILD PRIVATE LIMITED**  
**BALANCE SHEET AS AT 31 MARCH 2018**  
(Amount in Rupees, unless otherwise stated)

	Notes	As at 31 March 2018	As at 31 March 2017
<b>ASSETS</b>			
<b>Current assets</b>			
Inventories	4	28,238,168	28,698,646
Financial assets			
Cash and cash equivalents	5	547	4,236
Other financial assets	6	3,014,934	3,855,217
<b>Total Assets</b>		<b>31,253,649</b>	<b>32,558,099</b>
<b>EQUITY AND LIABILITIES</b>			
<b>Equity</b>			
Equity share capital	7	100,000	100,000
Other equity	8		
Retained Earnings		(289,485)	(263,879)
<b>Total equity</b>		<b>(189,485)</b>	<b>(163,879)</b>
<b>LIABILITIES</b>			
<b>Current liabilities</b>			
Financial liabilities			
Trade payables	9	5,310	5,750
Other current liabilities	10	31,437,824	32,716,228
<b>Total liabilities</b>		<b>31,443,134</b>	<b>32,721,978</b>
<b>Total Equity and Liabilities</b>		<b>31,253,649</b>	<b>32,558,099</b>

Summary of significant accounting policies

3

The accompanying notes are an integral part of the financial statements.

As per our report of even date

For Rajeev & Associates  
Firm Registration No. 009977N  
Chartered Accountants

Rajeev Sankhwal  
Partner  
Membership No. : 084833

Place : New Delhi  
Date : 9-May-2018

For and on behalf of the Board of Directors of  
GLIMPSE PROPBUILD PRIVATE LIMITED

Ranjit Sarkar  
Director  
DIN-06785561

Rohit Mohan  
Director  
DIN-02356229


**GLIMPSE PROPBUILD PRIVATE LIMITED**  
**STATEMENT OF PROFIT AND LOSS FOR THE YEAR ENDED 31 MARCH 2018**  
(Amount in Rupees, unless otherwise stated)

Particulars	Notes	31 March 2018	31 March 2017
Revenue		-	-
<b>Total Income</b>		-	-
<b>EXPENSES</b>			
Other expenses	11	25,517	10,082
Finance costs	12	89	115
<b>Total Expenses</b>		25,606	10,197
<b>Profit/(Loss) before tax</b>		(25,606)	(10,197)
<b>Tax expense:</b>			
Current tax		-	-
<b>Profit/(Loss) for the year</b>		(25,606)	(10,197)
Other comprehensive income		-	-
<b>Total other comprehensive income for the year, net of tax</b>		-	-
<b>Total comprehensive income/(loss) for the year, net of tax</b>		(25,606)	(10,197)
<b>Earnings per equity share:</b>	13		
(1) Basic		(2.56)	(1.02)
(2) Diluted		(2.56)	(1.02)

Summary of significant accounting policies 3


The accompanying notes are an integral part of the financial statements.

As per our report of even date

For Rajeev & Ajay  
Firm registration No. 009977N  
Chartered Accountants  
  
Rajeev Satharwal  
Partner  
Membership No. : 084833

For and on behalf of the Board of Directors of  
**GLIMPSE PROPBUILD PRIVATE LIMITED**

  
Ranjit Sarkar  
Director  
DIN-06785561

  
Rohit Mohan  
Director  
DIN-02356229

Place : New Delhi  
Date : 9-May-2018

**GLITZ PROPBUILD PRIVATE LIMITED**  
**BALANCE SHEET AS AT 31 MARCH 2018**  
(Amount in Rupees, unless otherwise stated)


	Notes	As at 31 March 2018	As at 31 March 2017
<b>ASSETS</b>			
Current assets			
Inventories			
Financial assets	4	84,864,067	85,145,521
Cash and cash equivalents	5	18,158	9,147
Other financial assets	6	31,356,747	24,976,180
<b>Total Assets</b>		<b>116,238,972</b>	<b>110,130,848</b>
<b>EQUITY AND LIABILITIES</b>			
Equity			
Equity share capital	7	100,000	100,000
Other equity	8		
Retained Earnings		(306,437)	(298,115)
<b>Total equity</b>		<b>(206,437)</b>	<b>(198,115)</b>
<b>LIABILITIES</b>			
Current liabilities			
Financial liabilities			
Trade payables	9	5,310	5,750
Other current liabilities	10	116,440,099	110,323,213
<b>Total liabilities</b>		<b>116,445,409</b>	<b>110,328,963</b>
<b>Total Equity and Liabilities</b>		<b>116,238,972</b>	<b>110,130,848</b>

Summary of significant accounting policies

3


The accompanying notes are an integral part of the financial statements.


As per our report of even date

For Rajeev & Ajay  
Firm registration No : 009977N  
Chartered Accountants  
  
Rajeev Sabharwal  
Partner  
Membership No. : 084833

Place : New Delhi  
Date : 9 May 2018

For and on behalf of the Board of Directors of  
**GLITZ PROPBUILD PRIVATE LIMITED**


  
Bhupinder Rajaswant Singh  
Director  
DIN-06583432

  
Rohit Mohan  
Director  
DIN-02356229



GLITZ PROPBUILD PRIVATE LIMITED  
STATEMENT OF PROFIT AND LOSS FOR THE YEAR ENDED 31 MARCH 2018  
(Amount in Rupees, unless otherwise stated)

Particulars	Notes	31 March 2018	31 March 2017
Revenue		-	-
Total Income (I)		-	-
EXPENSES			
Finance costs	11	89	115
Other expenses	12	8,233	7,826
Total Expenses (II)		8,322	7,941
Profit/(Loss) before tax from continuing operations (I-II)		(8,322)	(7,941)
Tax expense:			
Current Tax		-	-
Profit/(Loss) for the year from continuing operations		(8,322)	(7,941)
Other Comprehensive Income		-	-
Total other comprehensive income for the year, net of tax		-	-
Total comprehensive income/(loss) for the year, net of tax		(8,322)	(7,941)
Earnings per equity share:			
(1) Basic	13	(0.83)	(0.79)
(2) Diluted		(0.83)	(0.79)
Summary of significant accounting policies	3		
The accompanying notes are an integral part of the financial statements.			
As per our report of even date			

For Rajeev & Ajay  
Firm registration No : 00997714  
Chartered Accountants  
  
Rajeev Sabharwal  
Partner  
Membership No. : 084833

Place : New Delhi  
Date : 9 May 2018

For and on behalf of the Board of Directors of  
GLITZ PROPBUILD PRIVATE LIMITED

  
Bhupinder Rajaswant Singh  
Director  
DIN-06583432

  
Rohit Mohan  
Director  
DIN-02356229

**GLOBULE PROPBUILD PRIVATE LIMITED**  
**BALANCE SHEET AS AT 31 MARCH 2018**  
(Amount in Rupees, unless otherwise stated)

	Notes	As at 31 March 2018	As at 31 March 2017
<b>ASSETS</b>			
<b>Current assets</b>			
Inventories	4	55,287,781	55,287,781
Financial assets			
Cash and cash equivalents	5	18,306	347
Other financial assets	6	333,866	333,866
<b>Total Assets</b>		<b>55,639,953</b>	<b>55,621,994</b>
<b>EQUITY AND LIABILITIES</b>			
<b>Equity</b>			
Equity share capital	7	100,000	100,000
Other equity	8		
Retained Earnings		(281,473)	(273,034)
<b>Total equity</b>		<b>(181,473)</b>	<b>(173,034)</b>
<b>LIABILITIES</b>			
<b>Current liabilities</b>			
Financial liabilities:			
Trade payables	9	5,310	5,750
Other current liabilities	10	55,816,116	55,789,278
<b>Total liabilities</b>		<b>55,821,426</b>	<b>55,795,028</b>
<b>Total Equity and Liabilities</b>		<b>55,639,953</b>	<b>55,621,994</b>
<b>Summary of significant accounting policies</b>	3		

The accompanying notes are an integral part of the financial statements.

As per our report of even date

For Rajeev & Ajeet  
Firm registration No. 009977N  
Chartered Accountants

Rajeev S. Bhatnagar  
Partner  
Membership No. 084853

For and on behalf of the Board of Directors of  
GLOBULE PROPBUILD PRIVATE LIMITED

Rohit Mehta  
Director  
DIN-06961182

Manish Kumar Bhansali  
Director  
DIN-06583437

Place : New Delhi  
Date : 9 May 2018

**GLOBULE PROPBUILD PRIVATE LIMITED**  
**STATEMENT OF PROFIT AND LOSS FOR THE YEAR ENDED 31 MARCH 2018**  
(Amount in Rupees, unless otherwise stated)

Particulars	Notes	31 March 2018	31 March 2017
Revenue		-	-
<b>Total Income (I)</b>		-	-
<b>EXPENSES</b>			
Finance costs	11	1,141	115
Other expenses	12	7,298	7,108
<b>Total Expenses (II)</b>		<b>8,439</b>	<b>7,223</b>
<b>Profit/(Loss) before tax from continuing operations (I-II)</b>		<b>(8,439)</b>	<b>(7,223)</b>
<b>Tax expense:</b>			
Current Tax		-	-
<b>Profit/(Loss) for the year from continuing operations</b>		<b>(8,439)</b>	<b>(7,223)</b>
<b>Other Comprehensive Income</b>			
<b>Total other comprehensive income for the year, net of tax</b>			
<b>Total comprehensive income/(loss) for the year, net of tax</b>		<b>(8,439)</b>	<b>(7,223)</b>
Earnings per equity share (computed on the basis of profit/(loss) for the year):	13		
(1) Basic		(0.84)	(0.72)
(2) Diluted		(0.84)	(0.72)

Summary of significant accounting policies 3

The accompanying notes are an integral part of the financial statements.

As per our report of even date

For Rajeev & Aiyaz  
Firm Registration No. : 009977N  
Chartered Accountants  
NEW DELHI  
Rajeev Sabharwal  
Partner  
Membership No. : 084833

For and on behalf of the Board of Directors of  
**GLOBULE PROPBUILD PRIVATE LIMITED**

Rohit Mehta  
Director  
DIN-06961182

Manish Kumar Bhansali  
Director  
DIN-06583437

Place : New Delhi  
Date : 9 May 2018

**GLOSS PROPBUILD PRIVATE LIMITED**  
**BALANCE SHEET AS AT 31 MARCH 2018**  
(Amount in Rupees, unless otherwise stated)

	Notes	As at 31 March 2018	As at 31 March 2017
<b>ASSETS</b>			
<b>Current assets</b>			
Inventories	4	43,785,155	43,785,155
Financial assets			
Cash and cash equivalents	5	16,985	12,221
Other financial assets	6	3,004,147	3,004,147
<b>Total Assets</b>		<b>46,806,287</b>	<b>46,801,523</b>
<b>EQUITY AND LIABILITIES</b>			
<b>Equity</b>			
Equity share capital	7	100,000	100,000
Other equity	8		
Retained Earnings		(277,042)	(266,538)
<b>Total equity</b>		<b>(177,042)</b>	<b>(166,538)</b>
<b>LIABILITIES</b>			
<b>Current liabilities</b>			
Financial liabilities			
Trade payables	9	5,310	5,750
Other current liabilities	10	46,978,019	46,962,311
<b>Total liabilities</b>		<b>46,983,329</b>	<b>46,968,061</b>
<b>Total Equity and Liabilities</b>		<b>46,806,287</b>	<b>46,801,523</b>

Summary of significant accounting policies 3

The accompanying notes are an integral part of the financial statements.

As per our report of even date

For Rajeev & Ajay  
Firm registration No : 009977N  
Chartered Accountants

Rajeev Sabharwal  
Partner  
Membership No. : 084833



Place : New Delhi  
Date : 9 May 2018

For and on behalf of the Board of Directors of  
**GLOSS PROPBUILD PRIVATE LIMITED**

Nishant Sabharwal  
Director  
DIN-03465426

Jasveer Singh Panwar  
Director  
DIN-06849825

**GLOSS PROPBUILD PRIVATE LIMITED**  
**STATEMENT OF PROFIT AND LOSS FOR THE YEAR ENDED 31 MARCH 2018**  
(Amount in Rupees, unless otherwise stated)

Particulars	Notes	31 March 2018	31 March 2017
Revenue		-	-
<b>Total Income (I)</b>		-	-
<b>EXPENSES</b>			
Finance costs	11	89	1,512
Other expenses	12	10,415	7,314
<b>Total Expenses (II)</b>		<b>10,504</b>	<b>8,826</b>
<b>Profit/(Loss) before tax from continuing operations (I-II)</b>		<b>(10,504)</b>	<b>(8,826)</b>
<b>Tax expense:</b>			
Current Tax		-	-
<b>Profit/(Loss) for the year from continuing operations</b>		<b>(10,504)</b>	<b>(8,826)</b>
<b>Other Comprehensive Income</b>		-	-
<b>Total other comprehensive income for the year, net of tax</b>		-	-
<b>Total comprehensive income/(loss) for the year, net of tax</b>		<b>(10,504)</b>	<b>(8,826)</b>
Earnings per equity share (computed on the basis of profit/(loss) for the year):	13		
(1) Basic		(1.05)	(0.88)
(2) Diluted		(1.05)	(0.88)

Summary of significant accounting policies 3

The accompanying notes are an integral part of the financial statements.

As per our report of even date

For Rajeev & Ajay  
Firm registration No : 009972N  
Chartered Accountants

Rajeev Sabharwal  
Partner  
Membership No. : 084833



For and on behalf of the Board of Directors of  
**GLOSS PROPBUILD PRIVATE LIMITED**

Nishant Sabharwal  
Director  
DIN-03465426

Jasveer Singh Panwar  
Director  
DIN-06849825

Place : New Delhi  
Date : 9 May 2018



**GLOVE PROPBUILD PRIVATE LIMITED**  
**BALANCE SHEET AS AT 31 MARCH 2018**  
(Amount in Rupees, unless otherwise stated)

**ASSETS**

<b>Current assets</b>
Inventories
Financial assets
Cash and cash equivalents
<b>Total Assets</b>

Notes	As at 31 March 2018	As at 31 March 2017
4	63,383,170	63,383,170
5	18,391	10,380
	<u>63,401,561</u>	<u>63,393,550</u>

**EQUITY AND LIABILITIES**

<b>Equity</b>
Equity share capital
Other equity
Retained Earnings
<b>Total equity</b>

6	100,000	100,000
7	(264,509)	(257,434)
	<u>(164,509)</u>	<u>(157,434)</u>

**LIABILITIES**

<b>Current liabilities</b>
Financial liabilities
Trade payables
Other current liabilities
<b>Total liabilities</b>

8	5,310	5,750
9	63,560,760	63,545,234
	<u>63,566,070</u>	<u>63,550,984</u>
	<u>63,401,561</u>	<u>63,393,550</u>

**Total Equity and Liabilities**

Summary of significant accounting policies


3

The accompanying notes are an integral part of the financial statements.

As per our report of even date

For Rajeev & Ajay  
Firm registration No : 009977N  
Chartered Accountants

Rajeev Sabharwal  
Partner  
Membership No. : 084833



Place : New Delhi  
Date : 9 May 2018

For and on behalf of the Board of Directors of  
**GLOVE PROPBUILD PRIVATE LIMITED**

Bhupinder Rajaswant Singh  
Director  
DIN-06563402

Rohit Mohan  
Director  
DIN-02356229

*(Signature)*

**GLOVE PROPBUILD PRIVATE LIMITED**  
**STATEMENT OF PROFIT AND LOSS FOR THE YEAR ENDED 31 MARCH 2018**  
(Amount in Rupees, unless otherwise stated)


Particulars	Notes	31 March 2018	31 March 2017
Revenue		-	-
<b>Total Income (I)</b>		-	-
<b>EXPENSES</b>			
Finance costs	10	89	115
Other expenses	11	6,986	6,698
<b>Total Expenses (II)</b>		7,075	6,813
<b>Profit/(Loss) before tax from continuing operations (I-II)</b>		(7,075)	(6,813)
<b>Tax expense:</b>			
Current Tax		-	-
<b>Profit/(Loss) for the year from continuing operations</b>		(7,075)	(6,813)
<b>Other Comprehensive Income</b>		-	-
<b>Total other comprehensive income for the year, net of tax</b>		-	-
<b>Total comprehensive income/(loss) for the year, net of tax</b>		(7,075)	(6,813)
<b>Earnings per equity share:</b>	12		
(1) Basic		(0.71)	(0.68)
(2) Diluted		(0.71)	(0.68)
<b>Summary of significant accounting policies</b>	3		

The accompanying notes are an integral part of the financial statements.

As per our report of even date

For Rajeev & Ajay  
Firm registration No : 009977N  
Chartered Accountants

Rajeev Sabharwal  
Partner  
Membership No. : 084833



For and on behalf of the Board of Directors of  
**GLOVE PROPBUILD PRIVATE LIMITED**

Bhupinder Rajaswant Singh  
Director  
DIN-06583432

Rohit Mohan  
Director  
DIN-02356229

Place : New Delhi  
Date : 9 May 2018

**GODAWARI BUILDWELL PRIVATE LIMITED**  
**BALANCE SHEET AS AT 31 MARCH 2018**  
(Amount in Rupees, unless otherwise stated)

	Notes	As at 31 March 2018	As at 31 March 2017
<b>ASSETS</b>			
<b>Current assets</b>			
Inventories	4	1,646,689,077	1,646,689,077
Financial assets			
Cash and cash equivalents	5	18,866	12,854
Other current assets	6	-	-
<b>Total Assets</b>		<b>1,646,707,943</b>	<b>1,646,701,931</b>
<b>EQUITY AND LIABILITIES</b>			
<b>Equity</b>			
Equity share capital	7	100,000	100,000
Other equity	8		
Retained Earnings		(15,164,513)	(15,155,568)
<b>Total equity</b>		<b>(15,064,513)</b>	<b>(15,055,568)</b>
<b>LIABILITIES</b>			
<b>Current liabilities</b>			
Financial liabilities			
Trade payables	9	5,310	5,750
Other current liabilities	10	1,661,767,146	1,661,751,749
<b>Total liabilities</b>		<b>1,661,772,456</b>	<b>1,661,757,499</b>
<b>Total Equity and Liabilities</b>		<b>1,646,707,943</b>	<b>1,646,701,931</b>

Summary of significant accounting policies 3

The accompanying notes are an integral part of the financial statements.

As per our report of even date

For Rajeev & Ajay  
Firm registration No. : 009977N  
Chartered Accountants

Rajeev Sabharwal  
Partner  
Membership No. : 084833

For and on behalf of the Board of Directors of  
**GODAWARI BUILDWELL PRIVATE LIMITED**

Krishan Kant Kumar  
Director  
DIN-07108942

Vivek Singh  
Director  
DIN-03466774

Place : New Delhi  
Date : 9 May 2018

**GODAWARI BUILDWELL PRIVATE LIMITED**  
**STATEMENT OF PROFIT AND LOSS FOR THE YEAR ENDED 31 MARCH 2018**  
(Amount in Rupees, unless otherwise stated)

Particulars	Notes	31 March 2018	31 March 2017
Other Income	11	-	500
<b>Total Income (I)</b>		<b>-</b>	<b>500</b>
<b>EXPENSES</b>			
Finance costs	12	89	-
Other expenses	13	8,856	572,801
<b>Total Expenses (II)</b>		<b>8,945</b>	<b>572,801</b>
<b>Profit/(Loss) before tax from continuing operations (I-II)</b>		<b>(8,945)</b>	<b>(572,301)</b>
Tax expense:			
Current Tax		-	-
<b>Profit/(Loss) for the year from continuing operations</b>		<b>(8,945)</b>	<b>(572,301)</b>
<b>Other Comprehensive Income</b>		<b>-</b>	<b>-</b>
<b>Total other comprehensive income for the year, net of tax</b>		<b>-</b>	<b>-</b>
<b>Total comprehensive income/(loss) for the year, net of tax</b>		<b>(8,945)</b>	<b>(572,301)</b>
Earnings per equity share (computed on the basis of profit/(loss) for the year):	14		
(1) Basic		(0.89)	(57.23)
(2) Diluted		(0.89)	(57.23)
<b>Summary of significant accounting policies</b>	<b>3</b>		

The accompanying notes are an integral part of the financial statements.

As per our report of even date

For Rajeev & Ajay  
Firm registration No : 009977N  
Chartered Accountants

Rajeev Sabharwal  
Partner  
Membership No. : 084833



For and on behalf of the Board of Directors of  
**GODAWARI BUILDWELL PRIVATE LIMITED**

Krishan Kant Kumar  
Director  
DIN-07108942

Vivek Singh  
Director  
DIN-03466774

Place : New Delhi  
Date : 9 May 2018

**GODSON PROPBUILD PRIVATE LIMITED**  
**BALANCE SHEET AS AT 31 MARCH 2018**  
(Amount in Rupees, unless otherwise stated)

	Notes	As at 31 March 2018	As at 31 March 2017
<b>ASSETS</b>			
<b>Current assets</b>			
Inventories	4	18,012,464	18,012,464
Financial assets			
Cash and cash equivalents	5	1,181	6,870
Other financial assets	6	3,064,809	1,127,888
<b>Total Assets</b>		<b>21,078,454</b>	<b>19,147,222</b>
<b>EQUITY AND LIABILITIES</b>			
<b>Equity</b>			
Equity share capital	7	200,000	200,000
Other equity	8	18,914,516	18,941,472
<b>Total equity</b>		<b>19,114,516</b>	<b>19,141,472</b>
<b>LIABILITIES</b>			
<b>Current liabilities</b>			
Financial liabilities			
Trade payables	9	5,310	5,750
Other current liabilities	10	1,958,628	-
<b>Total liabilities</b>		<b>1,963,938</b>	<b>5,750</b>
<b>Total Equity and Liabilities</b>		<b>21,078,454</b>	<b>19,147,222</b>

Summary of significant accounting policies

3

The accompanying notes are an integral part of the financial statements.

As per our report of even date

For Rajeev & Ajay  
Firm registration No : 009977N  
Chartered Accountants

Rajeev Sabharwal  
Partner  
Membership No. : 084833

For and on behalf of the Board of Directors of  
**GODSON PROPBUILD PRIVATE LIMITED**

Satish Kumar Goyal  
Director  
DIN-06520570

Sunil Kumar Bansal  
Director  
DIN-07897727

Place : New Delhi  
Date : 9 May 2018

**GODSON PROPBUILD PRIVATE LIMITED**

**STATEMENT OF PROFIT AND LOSS FOR THE YEAR ENDED 31 MARCH 2018**

(Amount in Rupees, unless otherwise stated)

Particulars	Notes	31 March 2018	31 March 2017
Revenue		-	-
<b>Total Income</b>		-	-
<b>EXPENSES</b>			
Finance costs	11	89	822
Other expenses	12	26,867	10,081
<b>Total Expenses</b>		26,956	10,903
<b>Profit/(Loss) before tax</b>		(26,956)	(10,903)
<b>Tax expense:</b>			
Current tax		-	-
<b>Profit/(Loss) for the year</b>		(26,956)	(10,903)
Other comprehensive income		-	-
<b>Total other comprehensive income for the year, net of tax</b>		-	-
<b>Total comprehensive income/(loss) for the year, net of tax</b>		(26,956)	(10,903)
<b>Earnings per equity share:</b>	13		
(1) Basic		(1.35)	(0.55)
(2) Diluted		(1.35)	(0.55)
Summary of significant accounting policies	3		

The accompanying notes are an integral part of the financial statements.

As per our report of even date

For Rajeev & Ajay  
Firm registration No : 009977N  
Chartered Accountants

Rajeev Subharwal  
Partner  
Membership No. : 084833

For and on behalf of the Board of Directors of  
GODSON PROPBUILD PRIVATE LIMITED

Satish Kumar Goyal  
Director  
DIN-06520570

Sunil Kumar Bansal  
Director  
DIN-07897727

Place : New Delhi  
Date : 9 May 2018

**GOLLIWOG PROPBUILD PRIVATE LIMITED**  
**BALANCE SHEET AS AT 31 MARCH 2018**  
(Amount in Rupees, unless otherwise stated)

	Notes	As at 31 March 2018	As at 31 March 2017
<b>ASSETS</b>			
Current assets			
Inventories	4	44,809,555	46,191,052
Financial assets			
Cash and cash equivalents	5	18,680	8,669
Other financial assets	6	7,048,023	5,731,885
<b>Total Assets</b>		<b>51,876,258</b>	<b>51,931,606</b>
<b>EQUITY AND LIABILITIES</b>			
Equity			
Equity share capital	7	100,000	100,000
Other equity	8		
Retained Earnings		(263,053)	(253,172)
<b>Total equity</b>		<b>(163,053)</b>	<b>(153,172)</b>
<b>LIABILITIES</b>			
Current liabilities			
Financial liabilities			
Trade payables	9	5,310	5,750
Other current liabilities	10	52,034,001	52,079,028
<b>Total liabilities</b>		<b>52,039,311</b>	<b>52,084,778</b>
<b>Total Equity and Liabilities</b>		<b>51,876,258</b>	<b>51,931,606</b>

Summary of significant accounting policies 3

The accompanying notes are an integral part of the financial statements.

As per our report of even date

For Rajeev & Ajay  
Firm registration No : 009977N  
Chartered Accountants

Rajeev Sabharwal  
Partner  
Membership No. : 084833



For and on behalf of the Board of Directors of  
**GOLLIWOG PROPBUILD PRIVATE LIMITED**

Sunil Kumar Bansal  
Director  
DIN-07897727

Tarun Sejwal  
Director  
DIN-08116146

Place : New Delhi  
Date : 9 May 2018

**GOLLIWOG PROPBUILD PRIVATE LIMITED**  
**STATEMENT OF PROFIT AND LOSS FOR THE YEAR ENDED 31 MARCH 2018**  
(Amount in Rupees, unless otherwise stated)

Particulars	Notes	31 March 2018	31 March 2017
Revenue		-	-
Total Income		-	-
<b>EXPENSES</b>			
Finance costs	11	89	115
Other expenses	12	9,792	6,699
Total Expenses		9,881	6,814
Profit/(Loss) before tax		(9,881)	(6,814)
Tax expense:			
Current tax		-	-
Profit/(Loss) for the year		(9,881)	(6,814)
Other comprehensive income		-	-
Total other comprehensive income for the year, net of tax		-	-
Total comprehensive income/(loss) for the year, net of tax		(9,881)	(6,814)
Earnings per equity share:	13		
(1) Basic		(0.99)	(0.68)
(2) Diluted		(0.99)	(0.68)
Summary of significant accounting policies	3		

The accompanying notes are an integral part of the financial statements.

As per our report of even date

For Rajeev & Ajay  
Firm registration No : 009977N  
Chartered Accountants

Rajeev Sabharwal  
Partner  
Membership No. : 084833



For and on behalf of the Board of Directors of  
**GOLLIWOG PROPBUILD PRIVATE LIMITED**

  
Sunil Kumar Bansal  
Director  
DIN-07897727

  
Tarun Sejwal  
Director  
DIN-08116146

Place : New Delhi  
Date : 9 May 2018



**GRACIOUS TECHNOBUILD PRIVATE LIMITED**  
**BALANCE SHEET AS AT 31 MARCH 2018**  
(Amount in Rupees, unless otherwise stated)

	Notes	As at 31 March 2018	As at 31 March 2017
<b>ASSETS</b>			
<b>Current assets</b>			
Inventories	4	232,667,223	232,667,223
Financial assets			
Cash and cash equivalents	5	17,791	6,164
Other current assets	6	-	-
<b>Total Assets</b>		<b>232,685,014</b>	<b>232,673,387</b>
<b>EQUITY AND LIABILITIES</b>			
<b>Equity</b>			
Equity share capital	7	100,000	100,000
Other equity	8		
Retained Earnings		(1,076,743)	(1,065,927)
<b>Total equity</b>		<b>(976,743)</b>	<b>(965,927)</b>
<b>LIABILITIES</b>			
<b>Current liabilities</b>			
Financial liabilities			
Trade payables	9	5,310	9,200
Other Current liabilities	10	233,656,447	233,630,114
<b>Total liabilities</b>		<b>233,661,757</b>	<b>233,639,314</b>
<b>Total Equity and Liabilities</b>		<b>232,685,014</b>	<b>232,673,387</b>

Summary of significant accounting policies 3

The accompanying notes are an integral part of the financial statements.

As per our report of even date

For Rajeev & Ajay  
Firm registration No : 009977N  
Chartered Accountants

*(Signature)*

Ajay Sachdeva  
Partner  
Membership No. : 084302

For and on behalf of the Board of Directors of  
GRACIOUS TECHNOBUILD PRIVATE LIMITED

*(Signature)*

Narendra Singh Patwal  
Director  
DIN-02230962

*(Signature)*

Tarun Sejwal  
Director  
DIN-02259287

Place : New Delhi  
Date : 9 May 2018

**GRACIOUS TECHNOBUILD PRIVATE LIMITED**  
**STATEMENT OF PROFIT AND LOSS FOR THE YEAR ENDED 31 MARCH 2018**  
(Amount in Rupees, unless otherwise stated)

Particulars	Notes	31 March 2018	31 March 2017
Revenue		-	-
Total Income (I)		-	-
<b>EXPENSES</b>			
Finance costs	11	89	115
Other expenses	12	10,727	10,251
Total Expenses (II)		10,816	10,366
Profit/(Loss) before tax from continuing operations (I-II)		(10,816)	(10,366)
Tax expense:			
Current Tax		-	-
Profit/(Loss) for the year from continuing operations		(10,816)	(10,366)
Other Comprehensive Income		-	-
Total other comprehensive income for the year, net of tax		-	-
Total comprehensive income/(loss) for the year, net of tax		(10,816)	(10,366)
Earnings per equity share (computed on the basis of profit/(loss) for the year):	16		
(1) Basic		(1.08)	(1.04)
(2) Diluted		(1.08)	(1.04)
Summary of significant accounting policies	3		

The accompanying notes are an integral part of the financial statements.

As per our report of even date

For Rajeev & Ajay  
Firm registration No. 009977N  
Chartered Accountants

  
Ajay Sachdeva  
Partner  
Membership No. : 084302

For and on behalf of the Board of Directors of  
GRACIOUS TECHNOBUILD PRIVATE LIMITED

  
Narendra Singh Patwal  
Director  
DIN-02230962

  
Tarun Sejwal  
Director  
DIN-02259287

Place : New Delhi  
Date : 9 May 2018

**GRADIENT DEVELOPERS PRIVATE LIMITED**  
**BALANCE SHEET AS AT 31 MARCH 2018**  
(Amount in Rupees, unless otherwise stated)

	Notes	As at 31 March 2018	As at 31 March 2017
<b>ASSETS</b>			
<b>Current assets</b>			
Financial assets			
Cash and cash equivalents	4	18,496	1,937
Other current assets	5	18,361	18,361
<b>Total Assets</b>		<b>36,857</b>	<b>20,298</b>
<b>EQUITY AND LIABILITIES</b>			
<b>Equity</b>			
Equity share capital	6	100,000	100,000
Other equity	7		
Retained Earnings		(337,586)	(328,950)
<b>Total equity</b>		<b>(237,586)</b>	<b>(228,950)</b>
<b>LIABILITIES</b>			
<b>Current liabilities</b>			
Financial liabilities			
Trade payables	8	5,310	9,200
Other current liabilities	9	269,133	240,048
<b>Total liabilities</b>		<b>274,443</b>	<b>249,248</b>
<b>Total Equity and Liabilities</b>		<b>36,857</b>	<b>20,298</b>
Summary of significant accounting policies	3		


The accompanying notes are an integral part of the financial statements.

As per our report of even date

For Rajeev & Ajay  
Firm registration No : 009977N  
Chartered Accountants  
  
Ajay Sachdeva  
Partner  
Membership No. : 084302

For and on behalf of the Board of Directors of  
**GRADIENT DEVELOPERS PRIVATE LIMITED**

  
Ramesh Khulbe  
Director  
DIN-07109071

  
Ajmer Singh Goyat  
Director  
DIN-07897713

Place : New Delhi  
Date : 9 May 2018

**GRADIENT DEVELOPERS PRIVATE LIMITED**  
**STATEMENT OF PROFIT AND LOSS FOR THE YEAR ENDED 31 MARCH 2018**  
(Amount in Rupees, unless otherwise stated)

Particulars	Notes	31 March 2018	31 March 2017
Revenue		-	-
<b>Total Income (I)</b>		-	-
<b>EXPENSES</b>			
Finance costs	10	91	115
Other expenses	11	8,545	12,075
<b>Total Expenses (II)</b>		8,636	12,190
<b>Profit/(Loss) before tax from continuing operations (I-II)</b>		(8,636)	(12,190)
<b>Tax expense:</b>			
Current Tax		-	-
<b>Profit/(Loss) for the year from continuing operations</b>		(8,636)	(12,190)
<b>Other Comprehensive Income</b>		-	-
<b>Total other comprehensive income for the year, net of tax</b>		-	-
<b>Total comprehensive income/(loss) for the year, net of tax</b>		(8,636)	(12,190)
Earnings per equity share (computed on the basis of profit/(loss) for the year):	12		
(1) Basic		(0.86)	(1.22)
(2) Diluted		(0.86)	(1.22)
<b>Summary of significant accounting policies</b>	3		

The accompanying notes are an integral part of the financial statements.

As per our report of even date

For Rajeev & Ajay  
Firm registration No : 009977N  
Chartered Accountants

Ajay Sachdeva  
Partner  
Membership No. : 084302

For and on behalf of the Board of Directors of  
**GRADIENT DEVELOPERS PRIVATE LIMITED**

Ramesh Khulbe  
Director  
DIN-07109071

Ajmer Singh Goyat  
Director  
DIN-07897713

Place : New Delhi  
Date : 9 May 2018

**GRAIL PROPBUILD PRIVATE LIMITED**  
**BALANCE SHEET AS AT 31 MARCH 2018**  
(Amount in Rupees, unless otherwise stated)

	Notes	As at 31 March 2018	As at 31 March 2017
<b>ASSETS</b>			
<b>Current assets</b>			
Inventories	4	34,804,373	84,087,040
Financial assets			
Cash and cash equivalents	5	18,513	13,501
<b>Total Assets</b>		<b>34,822,886</b>	<b>84,100,541</b>
<b>EQUITY AND LIABILITIES</b>			
<b>Equity</b>			
Equity share capital	6	100,000	100,000
Other equity	7		
Retained Earnings		(173,075)	(163,194)
<b>Total equity</b>		<b>(73,075)</b>	<b>(63,194)</b>
<b>LIABILITIES</b>			
<b>Current liabilities</b>			
Financial liabilities			
Trade payables	8	5,310	5,750
Other current liabilities	9	34,890,651	84,157,985
<b>Total liabilities</b>		<b>34,895,961</b>	<b>84,163,735</b>
<b>Total Equity and Liabilities</b>		<b>34,822,886</b>	<b>84,100,541</b>

Summary of significant accounting policies 3

The accompanying notes are an integral part of the financial statements.

As per our report of even date

For Rajeev & Ajay  
Firm registration No : 009977N  
Chartered Accountants

Rajeev Sabharwal  
Partner  
Membership No. : 084833



Place : New Delhi  
Date : 9 May 2018

For and on behalf of the Board of Directors of  
**GRAIL PROPBUILD PRIVATE LIMITED**

  
Krishna Kant Kumar  
Director  
DIN-07108942

  
Sunil Kumar Bansal  
Director  
DIN-07897727



**GRAIL PROPBUILD PRIVATE LIMITED**  
**STATEMENT OF PROFIT AND LOSS FOR THE YEAR ENDED 31 MARCH 2018**  
(Amount in Rupees, unless otherwise stated)

Particulars	Notes	31 March 2018	31 March 2017
Revenue		-	-
Total Income		-	-
<b>EXPENSES</b>			
Finance costs	10	89	1,081
Other expenses	11	9,792	6,699
Total Expenses		9,881	7,780
Profit/(Loss) before tax		(9,881)	(7,780)
Tax expense:			
Current tax		-	-
Profit/(Loss) for the year		(9,881)	(7,780)
Other comprehensive income		-	-
Total other comprehensive income for the year, net of tax		-	-
Total comprehensive income/(loss) for the year, net of tax		(9,881)	(7,780)
Earnings per equity share:	12		
(1) Basic		(0.99)	(0.78)
(2) Diluted		(0.99)	(0.78)


Summary of significant accounting policies 3

The accompanying notes are an integral part of the financial statements.

As per our report of even date

For Rajeev & Ajay  
Firm registration No : 009977N  
Chartered Accountants

Rajeev Sabharwal  
Partner  
Membership No. : 084833



For and on behalf of the Board of Directors of  
**GRAIL PROPBUILD PRIVATE LIMITED**

*Krishna Kant Kumar*  
Krishna Kant Kumar  
Director  
DIN-07108942

*Sunil Kumar Bansal*  
Sunil Kumar Bansal  
Director  
DIN-07897727

Place : New Delhi  
Date : 9 May 2018

**GRAMPUS PROPBUILD PRIVATE LIMITED**  
**BALANCE SHEET AS AT 31 MARCH 2018**  
(Amount in Rupees, unless otherwise stated)

	Notes	As at 31 March 2018	As at 31 March 2017
<b>ASSETS</b>			
<b>Current assets</b>			
Inventories	4	36,677,283	36,677,283
Financial assets			
Cash and cash equivalents	5	18,508	14,496
Other financial assets	6	293,318	293,318
		<u>36,989,109</u>	<u>36,985,097</u>
<b>Total Assets</b>		<u><b>36,989,109</b></u>	<u><b>36,985,097</b></u>
<b>EQUITY AND LIABILITIES</b>			
<b>Equity</b>			
Equity share capital	7	100,000	100,000
Other equity	8		
Retained Earnings		(267,166)	(257,909)
<b>Total equity</b>		<u>(167,166)</u>	<u>(157,909)</u>
<b>LIABILITIES</b>			
<b>Current liabilities</b>			
Financial liabilities			
Trade payables	9	5,310	5,749
Other current liabilities	10	37,150,965	37,137,257
<b>Total liabilities</b>		<u>37,156,275</u>	<u>37,143,006</u>
<b>Total Equity and Liabilities</b>		<u><b>36,989,109</b></u>	<u><b>36,985,097</b></u>
Summary of significant accounting policies	3		

The accompanying notes are an integral part of the financial statements.

As per our report of even date

For Rajeev & Ajay  
Firm Registration No : 009977N  
Chartered Accountants

Ajay Sachdeva  
Partner  
Membership No. : 084302

For and on behalf of the Board of Directors of  
GRAMPUS PROPBUILD PRIVATE LIMITED

Narendra Singh Patwal  
Director  
DIN-08129131

Kamal Malik  
Director  
DIN-08129137

Place : New Delhi  
Date : 9 May 2018

**GRAMPUS PROPBUILD PRIVATE LIMITED**  
**STATEMENT OF PROFIT AND LOSS FOR THE YEAR ENDED 31 MARCH 2018**  
(Amount in Rupees, unless otherwise stated)

Particulars	Notes	31 March 2018	31 March 2017
Revenue		-	-
<b>Total Income (I)</b>		-	-
<b>EXPENSES</b>			
Finance costs	11	89	86
Other expenses	12	9,168	6,699
<b>Total Expenses (II)</b>		<b>9,257</b>	<b>6,785</b>
<b>Profit/(Loss) before tax from continuing operations (I-II)</b>		<b>(9,257)</b>	<b>(6,785)</b>
Tax expense:			
Current Tax		-	-
<b>Profit/(Loss) for the year from continuing operations</b>		<b>(9,257)</b>	<b>(6,785)</b>
<b>Other Comprehensive Income</b>		-	-
<b>Total other comprehensive income for the year, net of tax</b>		-	-
<b>Total comprehensive income/(loss) for the year, net of tax</b>		<b>(9,257)</b>	<b>(6,785)</b>
Earnings per equity share (computed on the basis of profit/(loss) for the year):	13		
(1) Basic		(0.93)	(0.68)
(2) Diluted		(0.93)	(0.68)
<b>Summary of significant accounting policies</b>	3		

The accompanying notes are an integral part of the financial statements.

As per our report of even date

For Rajeev & Ajay  
Firm registration No: 009977N  
Chartered Accountants

Ajay Sachdeva  
Partner  
Membership No: 084302

For and on behalf of the Board of Directors of  
GRAMPUS PROPBUILD PRIVATE LIMITED

Narendra Singh Patwal  
Director  
DIN-08129131

Ramal Malik  
Director  
DIN-08129137

Place : New Delhi  
Date : 9 May 2018



**GRAN PROPBUILD PRIVATE LIMITED**  
**BALANCE SHEET AS AT 31 MARCH 2018**  
(Amount in Rupees, unless otherwise stated)

	Notes	As at 31 March 2018	As at 31 March 2017
<b>ASSETS</b>			
<b>Current assets</b>			
Inventories	4	47,090,716	47,090,716
Financial assets			
Cash and cash equivalents	5	19,207	8,385
<b>Total Assets</b>		<b>47,109,923</b>	<b>47,099,101</b>
<b>EQUITY AND LIABILITIES</b>			
<b>Equity</b>			
Equity share capital	6	100,000	100,000
Other equity	7		
Retained earnings		(333,212)	(305,010)
<b>Total equity</b>		<b>(233,212)</b>	<b>(205,010)</b>
<b>LIABILITIES</b>			
<b>Current liabilities</b>			
Financial liabilities			
Trade payables	8	5,310	5,750
Other current liabilities	9	47,337,825	47,298,361
<b>Total liabilities</b>		<b>47,343,135</b>	<b>47,304,111</b>
<b>Total Equity and Liabilities</b>		<b>47,109,923</b>	<b>47,099,101</b>
<b>Summary of significant accounting policies</b>	3		

The accompanying notes are an integral part of the financial statements.

As per our report of even date

For Rajeew & Ajay

Firm registration No : 009977N

Chartered Accountants


  
Ajay Sachdeva  
Partner

Membership No. : 084302



For and on behalf of the Board of Directors of  
**GRAN PROPBUILD PRIVATE LIMITED**

  
Nishant Sabharwal  
Director  
DIN-03465426

  
Kamal Bajaj  
Director  
DIN-06713913

Place : New Delhi  
Date : 9 May 2018

**GRAN PROPBUILD PRIVATE LIMITED**  
**STATEMENT OF PROFIT AND LOSS FOR THE YEAR ENDED 31 MARCH 2018**  
(Amount in Rupees, unless otherwise stated)

Particulars	Notes	31 March 2018	31 March 2017
Revenue		-	-
<b>Total Income (I)</b>		<b>-</b>	<b>-</b>
<b>EXPENSES</b>			
Finance costs	10	89	115
Other expenses	11	28,113	48,582
<b>Total Expenses (II)</b>		<b>28,202</b>	<b>48,697</b>
<b>Profit/(Loss) before tax from continuing operations (I-II)</b>		<b>(28,202)</b>	<b>(48,697)</b>
<b>Tax expense:</b>			
Current Tax		-	-
<b>Profit/(Loss) for the year from continuing operations</b>		<b>(28,202)</b>	<b>(48,697)</b>
<b>Other Comprehensive Income</b>		<b>-</b>	<b>-</b>
<b>Total other comprehensive income for the year, net of tax</b>		<b>-</b>	<b>-</b>
<b>Total comprehensive income/(loss) for the year, net of tax</b>		<b>(28,202)</b>	<b>(48,697)</b>
Earnings per equity share (computed on the basis of profit/(loss) for the year):	12		
(1) Basic		(2.82)	(4.87)
(2) Diluted		(2.82)	(4.87)
<b>Summary of significant accounting policies</b>	3		

The accompanying notes are an integral part of the financial statements.

As per our report of even date

For Rajeev & Ajay  
Firm registration No : 009977N  
Chartered Accountants

Ajay Sachdeva  
Partner  
Membership No. : 084302



For and on behalf of the Board of Directors of  
**GRAN PROPBUILD PRIVATE LIMITED**

Nishant Sabharwal  
Director  
DIN-03465426

Kamal Bajaj  
Director  
DIN-06713913

Place : New Delhi  
Date : 9 May 2018

**GRANAR PROPBUILD PRIVATE LIMITED**  
**BALANCE SHEET AS AT 31 MARCH 2018**  
(Amount in Rupees, unless otherwise stated)

	Notes	As at 31 March 2018	As at 31 March 2017
<b>ASSETS</b>			
<b>Current assets</b>			
Inventories	4	109,395,250	109,395,250
Financial assets			
Cash and cash equivalents	5	18,216	4,205
Other financial assets	6	52,166,965	71,554,412
Other current assets	7	-	97,335
<b>Total Assets</b>		<b>161,580,431</b>	<b>181,051,202</b>
<b>EQUITY AND LIABILITIES</b>			
<b>Equity</b>			
Equity share capital	8	100,000	100,000
Other equity	9		
Retained Earnings		(449,323)	(342,731)
<b>Total equity</b>		<b>(349,323)</b>	<b>(242,731)</b>
<b>LIABILITIES</b>			
<b>Current liabilities</b>			
Financial liabilities			
Trade payables	10	5,310	5,750
Other current liabilities	11	161,924,444	181,288,183
<b>Total liabilities</b>		<b>161,929,754</b>	<b>181,293,933</b>
<b>Total Equity and Liabilities</b>		<b>161,580,431</b>	<b>181,051,202</b>
<b>Summary of significant accounting policies</b>	3		

The accompanying notes are an integral part of the financial statements.

As per our report of even date

For Rajeev & Ajay  
Firm registration No : 009977N  
Chartered Accountants

Ajay Sachdeva  
Partner

Membership No. : 084302



For and on behalf of the Board of Directors of  
**GRANAR PROPBUILD PRIVATE LIMITED**

Narendra Singh Patwal  
Director

DIN-08129131

Kamal Malik  
Director

DIN-08129137

Place : New Delhi  
Date : 9 May 2018

**GRANAR PROPBUILD PRIVATE LIMITED**  
**STATEMENT OF PROFIT AND LOSS FOR THE YEAR ENDED 31 MARCH 2018**  
(Amount in Rupees, unless otherwise stated)

Particulars	Notes	31 March 2018	31 March 2017
Revenue		-	-
<b>Total Income (I)</b>		<b>-</b>	<b>-</b>
<b>EXPENSES</b>			
Finance costs	12	89	121
Other expenses	13	106,503	6,699
<b>Total Expenses (II)</b>		<b>106,592</b>	<b>6,820</b>
<b>Profit/(Loss) before tax from continuing operations (I-II)</b>		<b>(106,592)</b>	<b>(6,820)</b>
Tax expense:			
Current Tax		-	-
<b>Profit/(Loss) for the year from continuing operations</b>		<b>(106,592)</b>	<b>(6,820)</b>
<b>Other Comprehensive Income</b>		<b>-</b>	<b>-</b>
<b>Total other comprehensive income for the year, net of tax</b>		<b>-</b>	<b>-</b>
<b>Total comprehensive income/(loss) for the year, net of tax</b>		<b>(106,592)</b>	<b>(6,820)</b>
Earnings per equity share (computed on the basis of profit/(loss) for the year):	14		
(1) Basic		(10.66)	(0.68)
(2) Diluted		(10.66)	(0.68)

Summary of significant accounting policies 3

The accompanying notes are an integral part of the financial statements.

As per our report of even date

For Rajeev & Ajay  
Firm registration No. 009977N  
Chartered Accountants  
  
Ajay Sachdeva  
Partner  
Membership No. : 084302

For and on behalf of the Board of Directors of  
**GRANAR PROPBUILD PRIVATE LIMITED**



Narendra Singh Patwal  
Director  
DIN-08129131

Kamal Malik  
Director  
DIN-08129137

Place : New Delhi  
Date : 9 May 2018

**GRANGE PROPBUILD PRIVATE LIMITED**  
**BALANCE SHEET AS AT 31 MARCH 2018**  
(Amount in Rupees, unless otherwise stated)

	Notes	As at 31 March 2018	As at 31 March 2017
<b>ASSETS</b>			
<b>Current assets</b>			
Inventories	4	38,366,172	38,366,172
Financial assets			
Cash and cash equivalents	5	18,017	212,318
Other financial assets	6	25,618,775	25,618,775
<b>Total Assets</b>		<b>64,002,964</b>	<b>64,197,265</b>
<b>EQUITY AND LIABILITIES</b>			
<b>Equity</b>			
Equity share capital	7	100,000	100,000
Other equity	8		
Retained earnings		(270,998)	(261,118)
<b>Total equity</b>		<b>(170,998)</b>	<b>(161,118)</b>
<b>LIABILITIES</b>			
<b>Current liabilities</b>			
Financial liabilities			
Trade payables	9	5,310	205,750
Other current liabilities	10	64,168,652	64,152,633
<b>Total liabilities</b>		<b>64,173,962</b>	<b>64,358,383</b>
<b>Total Equity and Liabilities</b>		<b>64,002,964</b>	<b>64,197,265</b>
<b>Summary of significant accounting policies</b>	3		

The accompanying notes are an integral part of the financial statements.

As per our report of even date

For Rajeev & Ajay  
Firm registration No : 009977N  
Chartered Accountants

Ajay Sachdeva  
Partner  
Membership No. : 084302



For and on behalf of the Board of Directors of  
**GRANGE PROPBUILD PRIVATE LIMITED**

Aseem Kalia  
Director  
DIN-03048820

Alok Singh Kushwah  
Director  
DIN-08129143

Place : New Delhi  
Date : 9 May 2018

**GRANGE PROPBUILD PRIVATE LIMITED**  
**STATEMENT OF PROFIT AND LOSS FOR THE YEAR ENDED 31 MARCH 2018**  
(Amount in Rupees, unless otherwise stated)

Particulars	Notes	31 March 2018	31 March 2017
Revenue		-	-
<b>Total Income (I)</b>		-	-
<b>EXPENSES</b>			
Finance costs	11	89	1,512
Other expenses	12	9,791	6,699
<b>Total Expenses (II)</b>		<b>9,880</b>	<b>8,211</b>
<b>Profit/(Loss) before tax from continuing operations (I-II)</b>		<b>(9,880)</b>	<b>(8,211)</b>
<b>Tax expense:</b>			
Current Tax		-	-
<b>Profit/(Loss) for the year from continuing operations</b>		<b>(9,880)</b>	<b>(8,211)</b>
<b>Other Comprehensive Income</b>		-	-
<b>Total other comprehensive income for the year, net of tax</b>		-	-
<b>Total comprehensive income/(loss) for the year, net of tax</b>		<b>(9,880)</b>	<b>(8,211)</b>
Earnings per equity share (computed on the basis of profit/(loss) for the year):	13		
(1) Basic		(0.99)	(0.82)
(2) Diluted		(0.99)	(0.82)

**Summary of significant accounting policies**

3

The accompanying notes are an integral part of the financial statements.

As per our report of even date

For Rajeev & Ajay  
Firm registration No : 009977N  
Chartered Accountants

Ajay Sachdeva  
Partner  
Membership No. : 084302



For and on behalf of the Board of Directors of  
**GRANGE PROPBUILD PRIVATE LIMITED**

Aseem Kalia  
Director  
DIN-03048820

Alok Singh Kushwah  
Director  
DIN-08129143

Place : New Delhi  
Date : 9 May 2018

**GRANULE PROPBUILD PRIVATE LIMITED**  
**BALANCE SHEET AS AT 31 MARCH 2018**  
(Amount in Rupees, unless otherwise stated)

	Notes	As at 31 March 2018	As at 31 March 2017
<b>ASSETS</b>			
<b>Current assets</b>			
Inventories	4	59,763,342	59,763,342
Financial assets			
Cash and cash equivalents	5	18,495	12,484
Other financial assets	6	26,621,122	39,641,117
<b>Total Assets</b>		<b>86,402,959</b>	<b>99,416,943</b>
<b>EQUITY AND LIABILITIES</b>			
<b>Equity</b>			
Equity share capital	7	100,000	100,000
Other equity	8		
Retained earnings		(353,343)	(344,086)
<b>Total equity</b>		<b>(253,343)</b>	<b>(244,086)</b>
<b>LIABILITIES</b>			
<b>Current liabilities</b>			
Financial liabilities			
Trade payables	9	37,400	37,250
Other current liabilities	10	86,618,902	99,623,779
<b>Total liabilities</b>		<b>86,656,302</b>	<b>99,661,029</b>
<b>Total Equity and Liabilities</b>		<b>86,402,959</b>	<b>99,416,943</b>
<b>Summary of significant accounting policies</b>	3		

The accompanying notes are an integral part of the financial statements.

As per our report of even date.

For Rajeev & Ajay  
Firm registration No : 009977N  
Chartered Accountants

Ajay Sachdeva  
Partner  
Membership No. : 084302

Place : New Delhi  
Date : 9 May 2018

For and on behalf of the Board of Directors of  
**GRANULE PROPBUILD PRIVATE LIMITED**

Narendra Singh Patwal  
Director  
DIN-08129131

Nishant Sabharwal  
Director  
DIN-03465426



**GRANULE PROPBUILD PRIVATE LIMITED**  
**STATEMENT OF PROFIT AND LOSS FOR THE YEAR ENDED 31 MARCH 2018**  
(Amount in Rupees, unless otherwise stated)

Particulars	Notes	31 March 2018	31 March 2017
Revenue		-	-
<b>Total Income (I)</b>		<b>-</b>	<b>-</b>
<b>EXPENSES</b>			
Finance costs	11	89	115
Other expenses	12	9,168	7,006
<b>Total Expenses (II)</b>		<b>9,257</b>	<b>7,121</b>
<b>Profit/(Loss) before tax from continuing operations (I-II)</b>		<b>(9,257)</b>	<b>(7,121)</b>
Tax expense:			
Current Tax		-	-
<b>Profit/(Loss) for the year from continuing operations</b>		<b>(9,257)</b>	<b>(7,121)</b>
<b>Other Comprehensive Income</b>		<b>-</b>	<b>-</b>
<b>Total other comprehensive income for the year, net of tax</b>		<b>-</b>	<b>-</b>
<b>Total comprehensive income/(loss) for the year, net of tax</b>		<b>(9,257)</b>	<b>(7,121)</b>
Earnings per equity share (computed on the basis of profit/(loss) for the year):	13		
(1) Basic		(0.93)	(0.71)
(2) Diluted		(0.93)	(0.71)

Summary of significant accounting policies 3

The accompanying notes are an integral part of the financial statements.

As per our report of even date

For Rajeev & Ajay  
Firm registration No : 009977N  
Chartered Accountants



Ajay Sachdeva  
Partner  
Membership No. : 084302

For and on behalf of the Board of Directors of  
**GRANULE PROPBUILD PRIVATE LIMITED**

Narendra Singh Patwal  
Director  
DIN-08129131

Nishant Sabharwal  
Director  
DIN-08465426

Place : New Delhi  
Date : 9 May 2018



**GRAPESHOT PROPBUILD PRIVATE LIMITED**  
**BALANCE SHEET AS AT 31 MARCH 2018**  
(Amount in Rupees, unless otherwise stated)

	Notes	As at 31 March 2018	As at 31 March 2017
<b>ASSETS</b>			
<b>Current assets</b>			
Inventories	4	16,542,765	16,956,854
Financial assets			
Cash and cash equivalents	5	1,224	21,912
Other financial assets	6	16,814,683	24,530,407
Other current assets	7	1,010,718	1,010,718
<b>Total Assets</b>		<b>34,369,390</b>	<b>42,519,891</b>
<b>EQUITY AND LIABILITIES</b>			
<b>Equity</b>			
Equity share capital	8	200,000	200,000
Other equity	9	20,448,029	20,474,985
<b>Total equity</b>		<b>20,648,029</b>	<b>20,674,985</b>
<b>LIABILITIES</b>			
<b>Current liabilities</b>			
Financial liabilities			
Trade payables	10	5,310	5,750
Other current liabilities	11	13,716,051	21,839,156
<b>Total liabilities</b>		<b>13,721,361</b>	<b>21,844,906</b>
<b>Total Equity and Liabilities</b>		<b>34,369,390</b>	<b>42,519,891</b>
<b>Summary of significant accounting policies</b>	3		

The accompanying notes are an integral part of the financial statements.

As per our report of even date

For Rajeev & Ajay  
Firm registration No : 009977N  
Chartered Accountants

Ajay Sachdeva  
Partner  
Membership No. : 084302



For and on behalf of the Board of Directors of  
**GRAPESHOT PROPBUILD PRIVATE LIMITED**

Narendra Singh Patwal  
Director  
DIN-08129131

Vivek Singh  
Director  
DIN-03466774

Place : New Delhi  
Date : 9 May 2018

**GRAPESHOT PROPBUILD PRIVATE LIMITED**  
**STATEMENT OF PROFIT AND LOSS FOR THE YEAR ENDED 31 MARCH 2018**  
(Amount in Rupees, unless otherwise stated)

Particulars	Notes	31 March 2018	31 March 2017
Revenue		-	-
<b>Total Income (I)</b>		-	-
<b>EXPENSES</b>			
Finance costs	12	89	145
Other expenses	13	26,867	10,082
<b>Total Expenses (II)</b>		<b>26,956</b>	<b>10,227</b>
<b>Profit/(Loss) before tax from continuing operations (I-II)</b>		<b>(26,956)</b>	<b>(10,227)</b>
Tax expense:			
Current Tax		-	-
<b>Profit/(Loss) for the year from continuing operations</b>		<b>(26,956)</b>	<b>(10,227)</b>
<b>Other Comprehensive Income</b>		-	-
<b>Total other comprehensive income for the year, net of tax</b>		-	-
<b>Total comprehensive income/(loss) for the year, net of tax</b>		<b>(26,956)</b>	<b>(10,227)</b>
Earnings per equity share (computed on the basis of profit/(loss) for the year):	14		
(1) Basic		(1.35)	(0.51)
(2) Diluted		(1.35)	(0.51)

Summary of significant accounting policies 3

The accompanying notes are an integral part of the financial statements.

As per our report of even date

For Rajeev & Ajay

Firm registration No : 009977N

Chartered Accountants

Ajay Sachdeva

Partner

Membership No. : 084302



For and on behalf of the Board of Directors of  
**GRAPESHOT PROPBUILD PRIVATE LIMITED**

Narendra Singh Patwal

Director

DIN-08129131

Vivek Singh

Director

DIN-03466774

Place : New Delhi

Date : 9 May 2018

**GRASSROOT PROMOTERS PRIVATE LIMITED**  
**STANDALONE BALANCE SHEET AS AT 31 MARCH 2018**  
(Amount in Rupees, unless otherwise stated)

	Notes	As at 31 March 2018	As at 31 March 2017
<b>ASSETS</b>			
<b>Non-current assets</b>			
Financial Assets			
Investments	4	100,000	100,000
<b>Current assets</b>			
Financial assets			
Cash and cash equivalents	5	20,726	1,855
<b>Total Assets</b>		<b>120,726</b>	<b>101,855</b>
<b>EQUITY AND LIABILITIES</b>			
<b>Equity</b>			
Equity share capital	6	100,000	100,000
Other equity	7		
Retained Earnings		(198,252)	(176,120)
<b>Total equity</b>		<b>(98,252)</b>	<b>(76,120)</b>
<b>LIABILITIES</b>			
<b>Current liabilities</b>			
Financial liabilities			
Trade payables	8	5,310	17,225
Other current liabilities	9	213,668	160,750
<b>Total liabilities</b>		<b>218,978</b>	<b>177,975</b>
<b>Total Equity and Liabilities</b>		<b>120,726</b>	<b>101,855</b>

Summary of significant accounting policies

3

The accompanying notes are an integral part of the financial statements.

As per our report of even date

For Rajeev & Ajay  
Firm registration No : 009977N  
Chartered Accountants

Ajay Sachdeva  
Partner  
Membership No. : 084302

For and on behalf of the Board of Directors of  
GRASSROOT PROMOTERS PRIVATE LIMITED

Narendra Singh Patwal  
Director  
DIN-08129131

Sunil Kumar Bansal  
Director  
DIN-07897727

Place : New Delhi  
Date : 9 May 2018

**GRASSROOT PROMOTERS PRIVATE LIMITED**

**STANDALONE STATEMENT OF PROFIT AND LOSS FOR THE YEAR ENDED 31 MARCH 2018**

(Amount in Rupees, unless otherwise stated)

Particulars	Notes	31 March 2018	31 March 2017
Other income	10	5,725	300
<b>Total Income</b>		<b>5,725</b>	<b>300</b>
<b>EXPENSES</b>			
Finance costs	11	779	805
Other expenses	12	27,078	7,005
<b>Total Expenses</b>		<b>27,857</b>	<b>7,810</b>
<b>Profit/(Loss) before tax</b>		<b>(22,132)</b>	<b>(7,510)</b>
<b>Tax expense:</b>			
Current tax		-	-
<b>Profit/(Loss) for the year from continuing operations</b>		<b>(22,132)</b>	<b>(7,510)</b>
Other comprehensive income		-	-
<b>Total other comprehensive income for the year, net of tax</b>		<b>-</b>	<b>-</b>
<b>Total comprehensive income/(loss) for the year, net of tax</b>		<b>(22,132)</b>	<b>(7,510)</b>
<b>Earnings per equity share:</b>	13		
(1) Basic		(2.21)	(0.75)
(2) Diluted		(2.21)	(0.75)

Summary of significant accounting policies

3

The accompanying notes are an integral part of the financial statements.

As per our report of even date

For Rajeev & Ajay  
Firm registration No.: 009977N  
Chartered Accountants

Ajay Sachdeva  
Partner  
Membership No.: 084302

For and on behalf of the Board of Directors of  
GRASSROOT PROMOTERS PRIVATE LIMITED

Narendra Singh Patwal  
Director  
DIN-08129131

Sunil Kumar Bansal  
Director  
DIN-07897727


Place : New Delhi  
Date : 9 May 2018

**GRAVEL PROPBUILD PRIVATE LIMITED**  
**BALANCE SHEET AS AT 31 MARCH 2018**  
(Amount in Rupees, unless otherwise stated)

	Notes	As at 31 March 2018	As at 31 March 2017
<b>ASSETS</b>			
<b>Current assets</b>			
Inventories	4	50,713,424	50,713,424
Financial assets			
Cash and cash equivalents	5	18,172	5,161
<b>Total Assets</b>		<b>50,731,596</b>	<b>50,718,585</b>
<b>EQUITY AND LIABILITIES</b>			
<b>Equity</b>			
Equity share capital	6	100,000	100,000
Other equity	7		
Retained earnings		(250,805)	(242,483)
<b>Total equity</b>		<b>(150,805)</b>	<b>(142,483)</b>
<b>LIABILITIES</b>			
<b>Current liabilities</b>			
Financial liabilities			
Trade payables	8	5,310	5,750
Other current liabilities	9	50,877,091	50,855,318
<b>Total liabilities</b>		<b>50,882,401</b>	<b>50,861,068</b>
<b>Total Equity and Liabilities</b>		<b>50,731,596</b>	<b>50,718,585</b>
<b>Summary of significant accounting policies</b>	3		

The accompanying notes are an integral part of the financial statements.

As per our report of even date

For Rajeev & Ajay  
Firm registration No : 009977N  
Chartered Accountants  
  
Ajay Sachdeva  
Partner  
Membership No. : 084302

For and on behalf of the Board of Directors of  
**GRAVEL PROPBUILD PRIVATE LIMITED**

  
Ramesh Khulbe  
Director  
DIN-07109071

  
Vineet  
Director  
DIN-08129156

Place : New Delhi  
Date : 9 May 2018

**GRAVEL PROPBUILD PRIVATE LIMITED**  
**STATEMENT OF PROFIT AND LOSS FOR THE YEAR ENDED 31 MARCH 2018**  
(Amount in Rupees, unless otherwise stated)

Particulars	Notes	31 March 2018	31 March 2017
Revenue		-	-
<b>Total Income (I)</b>		-	-
<b>EXPENSES</b>			
Finance costs	10	89	115
Other expenses	11	8,233	7,314
<b>Total Expenses (II)</b>		<b>8,322</b>	<b>7,429</b>
<b>Profit/(Loss) before tax from continuing operations (I-II)</b>		<b>(8,322)</b>	<b>(7,429)</b>
<b>Tax expense:</b>			
Current Tax		-	-
<b>Profit/(Loss) for the year from continuing operations</b>		<b>(8,322)</b>	<b>(7,429)</b>
<b>Other Comprehensive Income</b>		-	-
<b>Total other comprehensive income for the year, net of tax</b>		-	-
<b>Total comprehensive income/(loss) for the year, net of tax</b>		<b>(8,322)</b>	<b>(7,429)</b>
Earnings per equity share (computed on the basis of profit/(loss) for the year):	12		
(1) Basic		(0.83)	(0.74)
(2) Diluted		(0.83)	(0.74)

Summary of significant accounting policies 3

The accompanying notes are an integral part of the financial statements.

As per our report of even date

For Rajeev & Ajay  
Firm registration No : 009977N  
Chartered Accountants

Ajay Sachdeva  
Partner  
Membership No. : 084302

For and on behalf of the Board of Directors of  
**GRAVEL PROPBUILD PRIVATE LIMITED**

Ramresh Khulbe  
Director  
DIN-07109071

Vineet  
Director  
DIN-08129156

Place : New Delhi  
Date : 9 May 2018

**GREBE PROPBUILD PRIVATE LIMITED**  
**BALANCE SHEET AS AT 31 MARCH 2018**  
(Amount in Rupees, unless otherwise stated)


	Notes	As at 31 March 2018	As at 31 March 2017
<b>ASSETS</b>			
<b>Current assets</b>			
Inventories	4	47,423,885	47,423,885
Financial assets			
Cash and cash equivalents	5	18,011	17,311
<b>Total Assets</b>		<b>47,441,896</b>	<b>47,441,196</b>
<b>EQUITY AND LIABILITIES</b>			
<b>Equity</b>			
Equity share capital	6	100,000	100,000
Other equity	7		
Retained Earnings		(271,409)	(262,775)
<b>Total equity</b>		<b>(171,409)</b>	<b>(162,775)</b>
<b>LIABILITIES</b>			
<b>Current liabilities</b>			
Financial liabilities			
Trade payables	8	5,310	5,749
Other current liabilities	9	47,607,995	47,598,222
<b>Total liabilities</b>		<b>47,613,305</b>	<b>47,603,971</b>
<b>Total Equity and Liabilities</b>		<b>47,441,896</b>	<b>47,441,196</b>
<b>Summary of significant accounting policies</b>	3		

The accompanying notes are an integral part of the financial statements.

As per our report of even date

For Rajeev & Ajay  
Firm registration No : 009977N  
Chartered Accountants

Ajay Sachdeva  
Partner  
Membership No. : 084302



For and on behalf of the Board of Directors of  
GREBE PROPBUILD PRIVATE LIMITED

*Pankaj*

Pankaj Kishore Chaturvedi  
Director  
DIN-07119298

*Ravi Sinha*

Ravi Sinha  
Director  
DIN-00457329

*[Signature]*

Place : New Delhi  
Date : 9 May 2018

**GREBE PROPBUILD PRIVATE LIMITED**  
**CASH FLOW STATEMENT FOR THE YEAR ENDED 31 MARCH 2018**  
(Amount in Rupees, unless otherwise stated)

Particulars	31 March 2018	31 March 2017
<b>Operating activities</b>		
Profit/(Loss) before tax from continuing operations	(8,634)	(7,706)
	(8,634)	(7,706)
<i>Working capital adjustments :</i>		
Increase/(decrease) in trade payables	(439)	(386)
Increase / (decrease) in other current liabilities	9,773	-
Net Increase/(Decrease) in Working Capital	9,334	(386)
Income tax paid	-	-
<b>Net cash flow from/(used in) operating activities</b>	<b>700</b>	<b>(8,092)</b>
<b>Investing activities:</b>		
Net cash flows from/(used in) investing activities	-	-
<b>Financing activities:</b>		
Net Cash Generated/(Used) in Financing Activities:	-	-
<b>Net Change in Cash &amp; cash equivalents</b>	<b>700</b>	<b>(8,092)</b>
Cash & cash equivalents as at end of the year	18,011	17,311
Cash & cash equivalents as at the beginning of year	17,311	25,403

Components of cash and cash equivalents	31 March 2018	31 March 2017
With banks		
- on current accounts	18,011	17,311
Total cash and cash equivalents	18,011	17,311

Summary of significant accounting policies

3


The accompanying notes are an integral part of the financial statements.

As per our report of even date

For Rajeev & Ajay  
Firm registration No : 009977N  
Chartered Accountants

Ajay Sachdeva  
Partner  
Membership No. : 084302

Place : New Delhi  
Date : 9 May 2018



For and on behalf of the Board of Directors of  
GREBE PROPBUILD PRIVATE LIMITED

Pankaj Kishore Chaturvedi  
Director  
DIN-07119298

Ravi Sinha  
Director  
DIN-00457329



**GRIDDLE PROPBUILD PRIVATE LIMITED**  
**BALANCE SHEET AS AT 31 MARCH 2018**  
(Amount in Rupees, unless otherwise stated)

	Notes	As at 31 March 2018	As at 31 March 2017
<b>ASSETS</b>			
Current assets			
Inventories	4	46,704,748	46,704,748
Financial assets			
Cash and cash equivalents	5	18,375	9,364
<b>Total Assets</b>		<b>46,723,123</b>	<b>46,714,112</b>
<b>EQUITY AND LIABILITIES</b>			
Equity			
Equity share capital	6	100,000	100,000
Other equity	7		
Retained earnings		(274,329)	(266,943)
<b>Total equity</b>		<b>(174,329)</b>	<b>(166,943)</b>
<b>LIABILITIES</b>			
Current liabilities			
Financial liabilities			
Trade payables	8	5,310	5,750
Other current liabilities	9	46,892,142	46,875,305
<b>Total liabilities</b>		<b>46,897,452</b>	<b>46,881,055</b>
<b>Total Equity and Liabilities</b>		<b>46,723,123</b>	<b>46,714,112</b>
Summary of significant accounting policies	3		

The accompanying notes are an integral part of the financial statements.

As per our report of even date

For Rajeev & Ajay

Firm registration No. : 0099774

Chartered Accountants

Ajay Sachdeva

Partner

Membership No. : 084302

For and on behalf of the Board of Directors of  
**GRIDDLE PROPBUILD PRIVATE LIMITED**



Pankaj Kishore Chaturvedi

Director

DIN-07119298



Chandra Shekher Joshi

Director

DIN-07099624

Place : New Delhi

Date : 9 May 2018

**GRIDDLE PROPBUILD PRIVATE LIMITED**  
**STATEMENT OF PROFIT AND LOSS FOR THE YEAR ENDED 31 MARCH 2018**  
(Amount in Rupees, unless otherwise stated)

Particulars	Notes	31 March 2018	31 March 2017
Revenue		-	-
<b>Total Income (I)</b>		-	-
<b>EXPENSES</b>			
Finance costs	10	89	115
Other expenses	11	7,297	8,237
<b>Total Expenses (II)</b>		7,386	8,352
<b>Profit/(Loss) before tax from continuing operations (I-II)</b>		(7,386)	(8,352)
<b>Tax expense:</b>			
Current Tax		-	-
<b>Profit/(Loss) for the year from continuing operations</b>		(7,386)	(8,352)
<b>Other Comprehensive Income</b>		-	-
<b>Total other comprehensive income for the year, net of tax</b>		-	-
<b>Total comprehensive income/(loss) for the year, net of tax</b>		(7,386)	(8,352)
<b>Earnings per equity share (computed on the basis of profit/(loss) for the year):</b>	12		
(1) Basic		(0.74)	(0.84)
(2) Diluted		(0.74)	(0.84)

**Summary of significant accounting policies**

3

The accompanying notes are an integral part of the financial statements.

As per our report of even date

For Rajeev & Ajay  
Firm registration No : 009977N  
Chartered Accountants

Ajay Sachdeva  
Partner  
Membership No. : 084302



For and on behalf of the Board of Directors of  
**GRIDDLE PROPBUILD PRIVATE LIMITED**

Pankaj Kishore Chaturvedi  
Director  
DIN-07119298

Chandra Shekher Joshi  
Director  
DIN-07099624

Place : New Delhi  
Date : 9 May 2018

**GROG PROPBUILD PRIVATE LIMITED**  
**BALANCE SHEET AS AT 31 MARCH 2018**  
(Amount in Rupees, unless otherwise stated)

	Notes	As at 31 March 2018	As at 31 March 2017
<b>ASSETS</b>			
<b>Current assets</b>			
Inventories	4	50,296,785	50,296,785
Financial assets			
Cash and cash equivalents	5	17,836	12,137
Other financial assets	6	2,182	2,182
<b>Total Assets</b>		<b>50,316,803</b>	<b>50,311,104</b>
<b>EQUITY AND LIABILITIES</b>			
<b>Equity</b>			
Equity share capital	7	100,000	100,000
Other equity	8		
Retained earnings		(274,238)	(264,669)
<b>Total equity</b>		<b>(174,238)</b>	<b>(164,669)</b>
<b>LIABILITIES</b>			
<b>Current liabilities</b>			
Financial liabilities			
Trade payables	9	5,310	5,750
Other current liabilities	10	50,485,731	50,470,023
<b>Total liabilities</b>		<b>50,491,041</b>	<b>50,475,773</b>
<b>Total Equity and Liabilities</b>		<b>50,316,803</b>	<b>50,311,104</b>
<b>Summary of significant accounting policies</b>	3		

The accompanying notes are an integral part of the financial statements.

As per our report of even date

For Rajeev & Ajay  
Firm registration No : 009977N  
Chartered Accountants

Ajay Sachdeva  
Partner  
Membership No. : 084302



For and on behalf of the Board of Directors of  
**GROG PROPBUILD PRIVATE LIMITED**

Sailada Ramakrishna  
Director  
DIN-08129169

Amitesh Mishra  
Director  
DIN-06549028

Place : New Delhi  
Date : 9 May 2018

**GROG PROPBUILD PRIVATE LIMITED**  
**STATEMENT OF PROFIT AND LOSS FOR THE YEAR ENDED 31 MARCH 2018**  
(Amount in Rupees, unless otherwise stated)

Particulars	Notes	31 March 2018	31 March 2017
Revenue		-	-
<b>Total Income (I)</b>		-	-
<b>EXPENSES</b>			
Finance costs	11	89	115
Other expenses	12	9,480	7,621
<b>Total Expenses (II)</b>		<b>9,569</b>	<b>7,736</b>
<b>Profit/(Loss) before tax from continuing operations (I-II)</b>		<b>(9,569)</b>	<b>(7,736)</b>
<b>Tax expense:</b>			
Current Tax		-	-
<b>Profit/(Loss) for the year from continuing operations</b>		<b>(9,569)</b>	<b>(7,736)</b>
<b>Other Comprehensive Income</b>		-	-
<b>Total other comprehensive income for the year, net of tax</b>		-	-
<b>Total comprehensive income/(loss) for the year, net of tax</b>		<b>(9,569)</b>	<b>(7,736)</b>
Earnings per equity share (computed on the basis of profit/(loss) for the year):	13		
(1) Basic		(0.96)	(0.77)
(2) Diluted		(0.96)	(0.77)

**Summary of significant accounting policies** 3

The accompanying notes are an integral part of the financial statements.

As per our report of even date

For Rajeev & Ajay  
Firm registration No : 009977N  
Chartered Accountants

Ajay Sachdeva  
Partner  
Membership No. : 084362



For and on behalf of the Board of Directors of  
**GROG PROPBUILD PRIVATE LIMITED**

Sailada Ramakrishna  
Director  
DIN-08129169

Amitesh Mishra  
Director  
DIN-06549028

Place : New Delhi  
Date : 9 May 2018

**GROVE PROPBUILD PRIVATE LIMITED**  
**BALANCE SHEET AS AT 31 MARCH 2018**  
(Amount in Rupees, unless otherwise stated)

	Notes	As at 31 March 2018	As at 31 March 2017
<b>ASSETS</b>			
<b>Current assets</b>			
Inventories	4	22,808,156	22,808,156
Financial assets			
Cash and cash equivalents	5	18,482	13,471
Other financial assets	6	12,379,562	19,267,510
<b>Total Assets</b>		<b>35,206,200</b>	<b>42,089,137</b>
<b>EQUITY AND LIABILITIES</b>			
<b>Equity</b>			
Equity share capital	7	200,000	200,000
Other equity	8	29,236,109	29,244,593
<b>Total equity</b>		<b>29,436,109</b>	<b>29,444,593</b>
<b>LIABILITIES</b>			
<b>Current liabilities</b>			
Financial liabilities			
Trade payables	9	5,160	5,750
Other current liabilities	10	5,764,931	12,638,794
<b>Total liabilities</b>		<b>5,770,091</b>	<b>12,644,544</b>
<b>Total Equity and Liabilities</b>		<b>35,206,200</b>	<b>42,089,137</b>

Summary of significant accounting policies 3

The accompanying notes are an integral part of the financial statements.

As per our report of even date

For Rajeev & Ajay  
Firm registration No : 009977N  
Chartered Accountants

Ajay Sachdeva  
Partner  
Membership No. : 084302

Place : New Delhi  
Date : 9 May 2018

For and on behalf of the Board of Directors of  
GROVE PROPBUILD PRIVATE LIMITED

Narendra Singh Patwal  
Director  
DIN-08129131

Sunil Kumar Bansal  
Director  
DIN-07897727

**GROVE PROPBUILD PRIVATE LIMITED**  
**STATEMENT OF PROFIT AND LOSS FOR THE YEAR ENDED 31 MARCH 2018**  
(Amount in Rupees, unless otherwise stated)

Particulars	Notes	31 March 2018	31 March 2017
Revenue		-	-
<b>Total Income</b>		-	-
<b>EXPENSES</b>			
Finance costs	11	89	805
Other expenses	12	8,395	6,801
<b>Total Expenses</b>		8,484	7,606
<b>Profit/(Loss) before tax</b>		(8,484)	(7,606)
<b>Tax expense:</b>			
Current tax		-	-
<b>Profit/(Loss) for the year</b>		(8,484)	(7,606)
Other comprehensive income		-	-
<b>Total other comprehensive income for the year, net of tax</b>		-	-
<b>Total comprehensive income/(loss) for the year, net of tax</b>		(8,484)	(7,606)
<b>Earnings per equity share:</b>	13		
(1) Basic		(0.42)	(0.38)
(2) Diluted		(0.42)	(0.38)

Summary of significant accounting policies

3

The accompanying notes are an integral part of the financial statements.

As per our report of even date

For Rajeev & Ajay  
Firm registration No : 009977N  
Chartered Accountants

Ajay Sachdeva  
Partner  
Membership No. : 084302

For and on behalf of the Board of Directors of  
**GROVE PROPBUILD PRIVATE LIMITED**

  
Narendra Singh Patwal  
Director  
DIN-08129131

  
Sunil Kumar Bansal  
Director  
DIN-07897727

Place : New Delhi  
Date : 9 May 2018

**GRUNGE PROPBUILD PRIVATE LIMITED**  
**BALANCE SHEET AS AT 31 MARCH 2018**  
(Amount in Rupees, unless otherwise stated)

	Notes	As at 31 March 2018	As at 31 March 2017
<b>ASSETS</b>			
<b>Current assets</b>			
Inventories	4	67,567,837	67,567,837
Financial assets			
Cash and cash equivalents	5	18,255	6,243
Other financial assets	6	78,821,353	100,736,495
<b>Total Assets</b>		<b>146,407,445</b>	<b>168,310,575</b>
<b>EQUITY AND LIABILITIES</b>			
<b>Equity</b>			
Equity share capital	7	200,000	200,000
Other equity	8	87,749,274	87,758,635
<b>Total equity</b>		<b>87,949,274</b>	<b>87,958,635</b>
<b>LIABILITIES</b>			
<b>Current liabilities</b>			
Financial liabilities			
Trade payables	9	5,310	5,750
Other current liabilities	10	58,452,861	80,346,190
<b>Total liabilities</b>		<b>58,458,171</b>	<b>80,351,940</b>
<b>Total Equity and Liabilities</b>		<b>146,407,445</b>	<b>168,310,575</b>
Summary of significant accounting policies	3		

The accompanying notes are an integral part of the financial statements.

As per our report of even date

For Rajeev & Ajay  
Firm registration No. : 009977N  
Chartered Accountants

Ajay Sachdeva  
Partner  
Membership No. : 084302

Place : New Delhi  
Date : 9 May 2018

For and on behalf of the Board of Directors of  
GRUNGE PROPBUILD PRIVATE LIMITED

Narendra Singh Patwal  
Director  
DIN-08129131

Vivek Singh  
Director  
DIN-03466774

**GRUNGE PROPBUILD PRIVATE LIMITED**  
**STATEMENT OF PROFIT AND LOSS FOR THE YEAR ENDED 31 MARCH 2018**  
(Amount in Rupees, unless otherwise stated)

Particulars	Notes	31 March 2018	31 March 2017
Revenue		-	-
<b>Total Income (I)</b>		-	-
<b>EXPENSES</b>			
Finance costs	11	89	115
Other expenses	12	9,272	6,699
<b>Total Expenses (II)</b>		<b>9,361</b>	<b>6,814</b>
<b>Profit/(Loss) before tax from continuing operations (I-II)</b>		<b>(9,361)</b>	<b>(6,814)</b>
Tax expense:			
Current Tax		-	-
<b>Profit/(Loss) for the year from continuing operations</b>		<b>(9,361)</b>	<b>(6,814)</b>
<b>Other Comprehensive Income</b>		-	-
<b>Total other comprehensive income for the year, net of tax</b>		-	-
<b>Total comprehensive income/(loss) for the year, net of tax</b>		<b>(9,361)</b>	<b>(6,814)</b>
Earnings per equity share (computed on the basis of profit/(loss) for the year):	13		
(1) Basic		(0.47)	(0.34)
(2) Diluted		(0.47)	(0.34)

**Summary of significant accounting policies**

**3**


The accompanying notes are an integral part of the financial statements.

As per our report of even date

For Rajeev & Ajay  
Firm registration No : 009977N  
Chartered Accountants

  
Ajay Sachdeva  
Partner  
Membership No. : 084302

For and on behalf of the Board of Directors of  
GRUNGE PROPBUILD PRIVATE LIMITED

  
Narendra Singh Patwal  
Director  
DIN-08129131

  
Vivek Singh  
Director  
DIN-03466774

Place : New Delhi  
Date : 9 May 2018



**GUFFAW PROPBUILD PRIVATE LIMITED**  
**BALANCE SHEET AS AT 31 MARCH 2018**  
(Amount in Rupees, unless otherwise stated)

	Notes	As at 31 March 2018	As at 31 March 2017
<b>ASSETS</b>			
Current assets			
Inventories	4	39,852,068	39,852,068
Financial assets			
Cash and cash equivalents	5	24,016	4,248
<b>Total Assets</b>		<b>39,876,084</b>	<b>39,856,316</b>
<b>EQUITY AND LIABILITIES</b>			
Equity			
Equity share capital	6	100,000	100,000
Other equity	7		
Retained Earnings		(323,561)	(312,179)
<b>Total equity</b>		<b>(223,561)</b>	<b>(212,179)</b>
<b>LIABILITIES</b>			
Current liabilities			
Financial liabilities			
Trade payables	8	5,310	5,750
Other current liabilities	9	40,094,335	40,062,745
<b>Total liabilities</b>		<b>40,099,645</b>	<b>40,068,495</b>
<b>Total Equity and Liabilities</b>		<b>39,876,084</b>	<b>39,856,316</b>
Summary of significant accounting policies	3		

The accompanying notes are an integral part of the financial statements.

As per our report of even date

For Rajeev & Ajay  
Firm registration No : 009977N  
Chartered Accountants

Ajay Sachdeva  
Partner  
Membership No. : 084302

For and on behalf of the Board of Directors of  
GUFFAW PROPBUILD PRIVATE LIMITED

Satish Kumar Goyal  
Director  
DIN-06520570

Amitesh Mishra  
Director  
DIN-06549028


Place : New Delhi  
Date : 9 May 2018

GUFFAW PROPBUILD PRIVATE LIMITED  
STATEMENT OF PROFIT AND LOSS FOR THE YEAR ENDED 31 MARCH 2018  
(Amount in Rupees, unless otherwise stated)


Particulars	Notes	31 March 2018	31 March 2017
Revenue		-	-
Total Income (I)		-	-
EXPENSES			
Finance costs	10	89	115
Other expenses	11	11,293	7,622
Total Expenses (II)		11,382	7,737
Profit/(Loss) before tax from continuing operations (I-II)		(11,382)	(7,737)
Tax expense:			
Current Tax		-	-
Profit/(Loss) for the year from continuing operations		(11,382)	(7,737)
Other Comprehensive Income		-	-
Total other comprehensive income for the year, net of tax		-	-
Total comprehensive income/(loss) for the year, net of tax		(11,382)	(7,737)
Earnings per equity share (computed on the basis of profit/(loss) for the year):	12		
(1) Basic		(1.14)	(0.77)
(2) Diluted		(1.14)	(0.77)
Summary of significant accounting policies	3		

The accompanying notes are an integral part of the financial statements.

As per our report of even date

For Rajeev & Ajay  
Firm registration No : 009977N  
Chartered Accountants  
  
Ajay Sachdeva  
Partner  
Membership No. : 084302

For and on behalf of the Board of Directors of  
GUFFAW PROPBUILD PRIVATE LIMITED

  
Satish Kumar Goyal  
Director  
DIN-06520570

  
Amitesh Mishra  
Director  
DIN-06549028


Place : New Delhi  
Date : 9 May 2018

**GULL PROPBUILD PRIVATE LIMITED**  
**BALANCE SHEET AS AT 31 MARCH 2018**  
(Amount in Rupees, unless otherwise stated)

	Notes	As at 31 March 2018	As at 31 March 2017
<b>ASSETS</b>			
<b>Current assets</b>			
Inventories	4	11,284,250	11,284,250
Financial assets			
Cash and cash equivalents	5	17,174	873
<b>Total Assets</b>		<b>11,301,424</b>	<b>11,285,123</b>
<b>EQUITY AND LIABILITIES</b>			
<b>Equity</b>			
Equity share capital	6	100,000	100,000
Other equity	7		
Retained Earnings		(202,971)	(192,627)
<b>Total equity</b>		<b>(102,971)</b>	<b>(92,627)</b>
<b>LIABILITIES</b>			
<b>Current liabilities</b>			
Financial liabilities			
Trade payables	8	5,310	5,750
Other current liabilities	9	11,399,085	11,372,000
<b>Total liabilities</b>		<b>11,404,395</b>	<b>11,377,750</b>
<b>Total Equity and Liabilities</b>		<b>11,301,424</b>	<b>11,285,123</b>
Summary of significant accounting policies	3		

The accompanying notes are an integral part of the financial statements.

As per our report of even date

For Rajeev & Ajay  
Firm registration No : 009977N  
Chartered Accountants  
  
Ajay Sachdeva  
Partner  
Membership No : 084302

For and on behalf of the Board of Directors of  
GULL PROPBUILD PRIVATE LIMITED

  
Lalun Prasad Singh  
Director  
DIN-08129091

  
Vijay Garg  
Director  
DIN-08129147


Place : New Delhi  
Date : 9 May 2018

**GULL PROPBUILD PRIVATE LIMITED**  
**STATEMENT OF PROFIT AND LOSS FOR THE YEAR ENDED 31 MARCH 2018**  
(Amount in Rupees, unless otherwise stated)

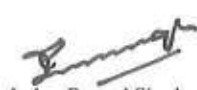
Particulars	Notes	31 March 2018	31 March 2017
Revenue		-	-
<b>Total Income (I)</b>		<b>-</b>	<b>-</b>
<b>EXPENSES</b>			
Finance costs	10	1,487	115
Other expenses	11	8,857	7,313
<b>Total Expenses (II)</b>		<b>10,344</b>	<b>7,428</b>
<b>Profit/(Loss) before tax from continuing operations (I-II)</b>		<b>(10,344)</b>	<b>(7,428)</b>
<b>Tax expense:</b>			
Current Tax		-	-
<b>Profit/(Loss) for the year from continuing operations</b>		<b>(10,344)</b>	<b>(7,428)</b>
<b>Other Comprehensive Income</b>		<b>-</b>	<b>-</b>
<b>Total other comprehensive income for the year, net of tax</b>		<b>-</b>	<b>-</b>
<b>Total comprehensive income/(loss) for the year, net of tax</b>		<b>(10,344)</b>	<b>(7,428)</b>
Earnings per equity share (computed on the basis of profit/(loss) for the year):	12		
(1) Basic		(1.03)	(0.74)
(2) Diluted		(1.03)	(0.74)
<b>Summary of significant accounting policies</b>	3		

The accompanying notes are an integral part of the financial statements.

As per our report of even date

For Rajeev & Ajay  
Firm registration No. : 009977N  
Chartered Accountants  
  
Ajay Sachdeva  
Partner  
Membership No. : 084302

For and on behalf of the Board of Directors of  
**GULL PROPBUILD PRIVATE LIMITED**

  
Lalan Prasad Singh  
Director  
DIN-08129091

  
Vijay Garg  
Director  
DIN-08129147

Place : New Delhi  
Date : 9 May 2018

**Guru Rakha Projects Private Limited**  
**BALANCE SHEET AS AT 31 MARCH 2018**  
(Amount in Rupees, unless otherwise stated)

	Notes	31 March 2018	31 March 2017
<b>ASSETS</b>			
<b>Current assets</b>			
Financial assets			
Cash and cash equivalents	4	42,219	653,027
Other current assets	5	-	-
<b>Total assets</b>		<b>42,219</b>	<b>653,027</b>
<b>EQUITY AND LIABILITIES</b>			
<b>Equity</b>			
Equity share capital	6	150,000	150,000
Other equity	7	(965,314)	(365,332)
<b>Total equity</b>		<b>(815,314)</b>	<b>(215,332)</b>
<b>LIABILITIES</b>			
<b>Current liabilities</b>			
Financial liabilities			
Trade payables	8	8,010	33,770
Other current liabilities	9	849,523	834,589
<b>Total liabilities</b>		<b>857,533</b>	<b>868,359</b>
<b>Total equity and liabilities</b>		<b>42,219</b>	<b>653,027</b>

Summary of significant accounting policies

3

The accompanying notes are an integral part of the financial statements.

As per our report of even date

For MNV & CO.  
Firm Reg. No.: 023682N  
Chartered Accountants

Vikram Suri  
Partner  
Membership No.: 505887

For and on behalf of the Board of Directors of  
Guru Rakha Projects Private Limited

Lafan Prasad Singh  
Director  
DIN-08129091

Jibran Khalid Masood  
Director  
DIN-08129167

Place : New Delhi  
Date :

**Guru Rakha Projects Private Limited**  
**STATEMENT OF PROFIT AND LOSS FOR THE YEAR ENDED 31 MARCH 2018**  
(Amount in Rupees, unless otherwise stated)

Particulars	Notes	31 March 2018	31 March 2017
Revenue from operations	10	-	15,567
<b>Total Income</b>		-	15,567
<b>EXPENSES</b>			
Other expenses	11	597,320	51,828
Finance costs	12	2,662	115
<b>Total Expenses</b>		599,982	51,943
<b>Profit(Loss) before tax</b>		(599,982)	(36,376)
<b>Tax expense:</b>			
Current tax		-	-
<b>Profit(Loss) for the year</b>		(599,982)	(36,376)
Other comprehensive income/(loss)		-	-
<b>Total other comprehensive income/(loss) for the year, net of tax</b>		-	-
<b>Total comprehensive income/(loss) for the year, net of tax</b>		(599,982)	(36,376)
Earnings per equity share:	13		
Basic (Rs.)		(40.00)	(2.43)
Diluted (Rs.)		(40.00)	(2.43)
Summary of significant accounting policies	3		


The accompanying notes are an integral part of the financial statements.

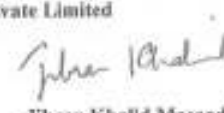
As per our report of even date

For MNV & CO.  
Firm Reg. No.: 023682N  
Chartered Accountants

  
Vikrant Singh  
Partner  
Membership No.: 505887

For and on behalf of the Board of Directors of  
Guru Rakha Projects Private Limited

  
Lalun Prasad Singh  
Director  
DIN-08129091

  
Jibran Khalid Masood  
Director  
DIN-08129167

Place : New Delhi  
Date :

**GURKUL PROMOTERS PRIVATE LIMITED**  
**BALANCE SHEET AS AT 31 MARCH 2018**  
(Amount in Rupees, unless otherwise stated)

	Notes	31 March 2018	31 March 2017
<b>ASSETS</b>			
<b>Current assets</b>			
Inventories	4	198,508,220	198,508,220
Financial assets			
Cash and cash equivalents	5	18,094	11,493
<b>Total assets</b>		<b>198,526,314</b>	<b>198,519,713</b>
<b>EQUITY AND LIABILITIES</b>			
<b>Equity</b>			
Equity share capital	6	100,000	100,000
Other equity	7	(773,797)	(759,557)
<b>Total equity</b>		<b>(673,797)</b>	<b>(659,557)</b>
<b>LIABILITIES</b>			
<b>Current liabilities</b>			
Financial liabilities			
Trade payables	8	5,311	5,751
Other current liabilities	9	199,194,800	199,173,519
<b>Total liabilities</b>		<b>199,200,111</b>	<b>199,179,270</b>
<b>Total equity and liabilities</b>		<b>198,526,314</b>	<b>198,519,713</b>

Summary of significant accounting policies

3

The accompanying notes are an integral part of the financial statements.

As per our report of even date

For MNV & CO.  
Firm Reg. No.: 023682N  
Chartered Accountants

Vikrant Suri  
Partner  
Membership No.: 505887



For and on behalf of the Board of Directors of  
**GURKUL PROMOTERS PRIVATE LIMITED**

Chandra Shekher Joshi  
Director  
DIN-07099624

Ajit Pavithran  
Director  
DIN-07176243

Place : New Delhi  
Date :

**GURKUL PROMOTERS PRIVATE LIMITED**  
**STATEMENT OF PROFIT AND LOSS FOR THE YEAR ENDED 31 MARCH 2018**  
**(Amount in Rupees, unless otherwise stated)**

Particulars	Notes	31 March 2018	31 March 2017
Revenue		-	-
<b>Total Income</b>		<b>-</b>	<b>-</b>
<b>EXPENSES</b>			
Finance costs	10	89	115
Other expenses	11	14,151	7,415
<b>Total Expenses</b>		<b>14,240</b>	<b>7,530</b>
<b>Profit/(Loss) before tax</b>		<b>(14,240)</b>	<b>(7,530)</b>
<b>Tax expense:</b>			
Current tax		-	-
<b>Profit/(Loss) for the year</b>		<b>(14,240)</b>	<b>(7,530)</b>
Other comprehensive income		-	-
<b>Total other comprehensive income for the year, net of tax</b>		<b>-</b>	<b>-</b>
<b>Total comprehensive income/(loss) for the year, net of tax</b>		<b>(14,240)</b>	<b>(7,530)</b>
<b>Earnings per equity share:</b>	12		
Basic (Rs.)		(1.42)	(0.75)
Diluted (Rs.)		(1.42)	(0.75)

Summary of significant accounting policies

3

The accompanying notes are an integral part of the financial statements.

As per our report of even date

For MNV & CO.  
Firm Reg. No.: 023682N  
Chartered Accountants

  
**Vikrant Suri**  
Partner  
Membership No.: 505887



For and on behalf of the Board of Directors of  
**GURKUL PROMOTERS PRIVATE LIMITED**

  
**Chandra Shekher Joshi**  
Director  
DIN-07099624

  
**Ajit Pavithran**  
Director  
DIN-07176243

Place : New Delhi

Date :



**GYAN JYOTI ESTATES PRIVATE LIMITED**  
**BALANCE SHEET AS AT 31 MARCH 2018**  
(Amount in Rupees, unless otherwise stated)

	Notes	As at 31 March 2018	As at 31 March 2017
<b>ASSETS</b>			
Current assets			
Inventories	4	319,200,643	319,200,643
Financial assets			
Cash and cash equivalents	5	20,228	11,681
Other financial assets	6	10,216,784	18,248,561
Other current assets	7	2,315	2,315
<b>Total Assets</b>		<b>329,439,970</b>	<b>337,463,200</b>
<b>EQUITY AND LIABILITIES</b>			
Equity			
Equity share capital	8	100,000	100,000
Other equity	9		
Retained Earnings		1,689,995	1,699,101
<b>Total equity</b>		<b>1,789,995</b>	<b>1,799,101</b>
<b>LIABILITIES</b>			
Current liabilities			
Financial liabilities			
Trade payables	10	7,103,752	7,107,642
Other current liabilities	11	320,546,223	328,556,457
<b>Total liabilities</b>		<b>327,649,975</b>	<b>335,664,099</b>
<b>Total Equity and Liabilities</b>		<b>329,439,970</b>	<b>337,463,200</b>

Summary of significant accounting policies 3

The accompanying notes are an integral part of the financial statements.

As per our report of even date

For Rajeev & Ajay  
Firm registration No : 009977N  
Chartered Accountants

Ajay Sachdeva  
Partner  
Membership No : 084302

For and on behalf of the Board of Directors of  
GYAN JYOTI ESTATES PRIVATE LIMITED

Mukesh Kumar Gupta  
Director  
DIN-02354428

Nikhil Srivastava  
Director  
DIN-08077388

Place : New Delhi  
Date : 9 May 2018

**GYAN JYOTI ESTATES PRIVATE LIMITED**  
**STATEMENT OF PROFIT AND LOSS FOR THE YEAR ENDED 31 MARCH 2018**  
(Amount in Rupees, unless otherwise stated)

Particulars	Notes	31 March 2018	31 March 2017
Other Income	12	-	600
Total Income (I)		-	600
<b>EXPENSES</b>			
Finance costs	13	146	114
Other expenses	14	8,960	10,558
Total Expenses (II)		9,106	10,672
Profit/(Loss) before tax from continuing operations (I-II)		(9,106)	(10,072)
Tax expense:			
Current Tax		-	-
Profit/(Loss) for the year from continuing operations		(9,106)	(10,072)
Other Comprehensive Income		-	-
Total other comprehensive income for the year, net of tax		-	-
Total comprehensive income/(loss) for the year, net of tax		(9,106)	(10,072)
Earnings per equity share (computed on the basis of profit/(loss) for the year):	15		
(1) Basic		(0.91)	(1.01)
(2) Diluted		(0.91)	(1.01)

Summary of significant accounting policies 3

The accompanying notes are an integral part of the financial statements.

As per our report of even date

For Rajeev & Ajay  
Firm registration No : 009977N  
Chartered Accountants

  
Ajay Sachdeva  
Partner  
Membership No. : 084302

For and on behalf of the Board of Directors of  
GYAN JYOTI ESTATES PRIVATE LIMITED

  
Mukesh Kumar Gupta  
Director  
DIN-02354428

  
Nikhil Srivastava  
Director  
DIN-08077388


Place : New Delhi  
Date : 9 May 2018

**GYAN KUNJ ESTATES PRIVATE LIMITED**  
**BALANCE SHEET AS AT 31 MARCH 2018**  
(Amount in Rupees, unless otherwise stated)


	Notes	As at 31 March 2018	As at 31 March 2017
<b>ASSETS</b>			
<b>Current assets</b>			
Inventories	4	54,015,458	54,015,458
Financial assets			
Cash and cash equivalents	5	18,551	11,539
Other financial assets	6	327,880	327,880
Other current assets	7	1,320	1,320
<b>Total Assets</b>		<b>54,363,209</b>	<b>54,356,197</b>
<b>EQUITY AND LIABILITIES</b>			
<b>Equity</b>			
Equity share capital	8	100,000	100,000
Other equity	9		
Retained Earnings		(96,852)	(87,595)
<b>Total equity</b>		<b>3,148</b>	<b>12,405</b>
<b>LIABILITIES</b>			
<b>Current liabilities</b>			
Financial liabilities			
Trade payables	10	5,311	5,750
Other current liabilities	11	54,354,750	54,338,042
<b>Total liabilities</b>		<b>54,360,061</b>	<b>54,343,792</b>
<b>Total Equity and Liabilities</b>		<b>54,363,209</b>	<b>54,356,197</b>
<b>Summary of significant accounting policies</b>	3		


The accompanying notes are an integral part of the financial statements.

As per our report of even date

For Rajeev & Ajay  
Firm registration No : 009977N  
Chartered Accountants  
  
Ajay Sachdeva  
Partner  
Membership No. : 084302

For and on behalf of the Board of Directors of  
GYAN KUNJ ESTATES PRIVATE LIMITED

  
Varun Gupta  
Director  
DIN-08129163

  
Shah Maqbool Alam  
Director  
DIN-06694170

Place : New Delhi  
Date : 9 May 2018



**GYAN KUNJ ESTATES PRIVATE LIMITED**  
**STATEMENT OF PROFIT AND LOSS FOR THE YEAR ENDED 31 MARCH 2018**  
(Amount in Rupees, unless otherwise stated)

Particulars	Notes	31 March 2018	31 March 2017
Revenue		-	-
Total Income (I)		-	-
<b>EXPENSES</b>			
Finance costs	12	89	86
Other expenses	13	9,168	8,440
Total Expenses (II)		9,257	8,526
Profit/(Loss) before tax from continuing operations (I-II)		(9,257)	(8,526)
Tax expense:			
Current Tax		-	-
Profit/(Loss) for the year from continuing operations		(9,257)	(8,526)
Other Comprehensive Income		-	-
Total other comprehensive income for the year, net of tax		-	-
Total comprehensive income/(loss) for the year, net of tax		(9,257)	(8,526)
Earnings per equity share (computed on the basis of profit/(loss) for the year):	14		
(1) Basic		(0.93)	(0.85)
(2) Diluted		(0.93)	(0.85)

Summary of significant accounting policies 3

The accompanying notes are an integral part of the financial statements.

As per our report of even date

For Rajeev & Ajay  
Firm registration No : 009977N  
Chartered Accountants

Ajay Sachdeva  
Partner  
Membership No. : 084302

For and on behalf of the Board of Directors of  
GYAN KUNJ ESTATES PRIVATE LIMITED

Varun Gupta  
Director  
DIN-08129163

Shah Maqbool Alam  
Director  
DIN-06694170

Place : New Delhi  
Date : 9 May 2018

**Gyankunj Constructions Private Limited**  
**BALANCE SHEET AS AT 31 MARCH 2018**  
(Amount in Rupees, unless otherwise stated)

	Notes	31 March 2018	31 March 2017
<b>ASSETS</b>			
<b>Non-current assets</b>			
Financial Assets			
Investments	4	100,000	100,000
<b>Total non-current assets</b>		<b>100,000</b>	<b>100,000</b>
<b>Current assets</b>			
Inventories	5	362,803,008	362,803,008
Financial assets			
Cash and cash equivalents	6	18,714	12,439
Other financial assets	7	-	15,432,364
Other current assets	8	-	-
<b>Total current assets</b>		<b>362,821,722</b>	<b>378,247,811</b>
<b>Total assets</b>		<b>362,921,722</b>	<b>378,347,811</b>
<b>EQUITY AND LIABILITIES</b>			
<b>Equity</b>			
Equity share capital	9	100,000	100,000
Other equity	10	1,654,459	1,662,468
<b>Total equity</b>		<b>1,754,459</b>	<b>1,762,468</b>
<b>LIABILITIES</b>			
<b>Current liabilities</b>			
Financial liabilities			
Trade payables	11	9,723,004	9,732,643
Other current liabilities	12	351,443,559	366,852,000
Provisions	13	700	700
<b>Total liabilities</b>		<b>361,167,263</b>	<b>376,585,343</b>
<b>Total equity and liabilities</b>		<b>362,921,722</b>	<b>378,347,811</b>
Summary of significant accounting policies	3		

The accompanying notes are an integral part of the financial statements.

As per our report of even date

For MNV & CO.  
Firm Reg. No.: 023682N  
Chartered Accountants

**Vikrant Suri**  
Partner  
Membership No.: 505887



For and on behalf of the Board of Directors of  
**Gyankunj Constructions Private Limited**

**Mukesh Kumar Gupta**  
Director  
DIN-02354428

**Shishir Lal**  
Director  
DIN-02210170

Place : New Delhi  
Date : 9-May-2018

**Gyankunj Constructions Private Limited**  
**STATEMENT OF PROFIT AND LOSS FOR THE YEAR ENDED 31 MARCH 2018**  
(Amount in Rupees, unless otherwise stated)

Particulars	Notes	31 March 2018	31 March 2017
Other income	14	-	500
<b>Total Income</b>		<b>-</b>	<b>500</b>
<b>EXPENSES</b>			
Finance costs	15	88	114
Other expenses	16	7,921	10,685
<b>Total Expenses</b>		<b>8,009</b>	<b>10,799</b>
<b>Profit(Loss) before tax</b>		<b>(8,009)</b>	<b>(10,299)</b>
<b>Tax expense:</b>			
Current tax		-	-
<b>Profit(Loss) for the year</b>		<b>(8,009)</b>	<b>(10,299)</b>
Other comprehensive income		-	-
<b>Total other comprehensive income for the year, net of tax</b>		<b>-</b>	<b>-</b>
<b>Total comprehensive income/(loss) for the year, net of tax</b>		<b>(8,009)</b>	<b>(10,299)</b>
<b>Earnings per equity share:</b>	17		
Basic (Rs.)		(0.80)	(1.03)
Diluted (Rs.)		(0.80)	(1.03)

Summary of significant accounting policies 3

The accompanying notes are an integral part of the financial statements.

As per our report of even date

For MNV & CO.  
Firm Reg. No.: 023682N  
Chartered Accountants



Vikrant Suri  
Partner  
Membership No.: 505887

For and on behalf of the Board of Directors of  
**Gyankunj Constructions Private Limited**

  
**Mukesh Kumar Gupta**  
Director  
DIN-02354428

  
**Shishir Lal**  
Director  
DIN-02210170

Place : New Delhi  
Date : 9-May-2018

**Haddock Propbuild Private Limited**  
**BALANCE SHEET AS AT 31 MARCH 2018**  
(Amount in Rupees, unless otherwise stated)

	Notes	31 March 2018	31 March 2017
<b>ASSETS</b>			
<b>Current assets</b>			
Inventories	4	32,112,017	39,821,507
<b>Financial assets</b>			
Cash and cash equivalents	5	24,883	15,702
Other financial assets	6	13,117,401	16,356,644
Other current assets	7	341,286	341,286
<b>Total assets</b>		<b>45,595,587</b>	<b>56,535,139</b>
<b>EQUITY AND LIABILITIES</b>			
<b>Equity</b>			
Equity share capital	8	100,000	100,000
Other equity	9	(943,446)	(940,982)
<b>Total equity</b>		<b>(843,446)</b>	<b>(840,982)</b>
<b>LIABILITIES</b>			
<b>Current liabilities</b>			
<b>Financial liabilities</b>			
Trade payables	10	5,310	5,750
Other current liabilities	11	46,433,723	57,370,371
<b>Total liabilities</b>		<b>46,439,033</b>	<b>57,376,121</b>
<b>Total equity and liabilities</b>		<b>45,595,587</b>	<b>56,535,139</b>

Summary of significant accounting policies 3

The accompanying notes are an integral part of the financial statements.

As per our report of even date

For MNV & CO.  
Firm Reg. No.: 023682N  
Chartered Accountants

Vikrant Suri  
Partner  
Membership No.: 505887



For and on behalf of the Board of Directors of  
**Haddock Propbuild Private Limited**

Narendra Singh Patwal  
Director  
DIN-08129131

Sunil Kumar Bansal  
Director  
DIN-07897727

Place : New Delhi  
Date :

Haddock Propbuild Private Limited  
STATEMENT OF PROFIT AND LOSS FOR THE YEAR ENDED 31 MARCH 2018  
(Amount in Rupees, unless otherwise stated)

Particulars	Notes	31 March 2018	31 March 2017
Other Income	12	6,140	-
Total Income		6,140	-
<b>EXPENSES</b>			
Finance costs	13	59	92
Other expenses	14	8,545	6,903
Total Expenses		8,604	6,995
Profit(Loss) before tax		(2,464)	(6,995)
Tax expense:			
Current tax		-	-
Profit(Loss) for the year		(2,464)	(6,995)
Other comprehensive income		-	-
Total other comprehensive income for the year, net of tax		-	-
Total comprehensive income/(loss) for the year, net of tax		(2,464)	(6,995)
Earnings per equity share:	15		
Basic (Rs.)		(0.25)	(0.70)
Diluted (Rs.)		(0.25)	(0.70)

Summary of significant accounting policies

3

The accompanying notes are an integral part of the financial statements.

As per our report of even date

For MNV & CO.  
Firm Reg. No.: 023682N  
Chartered Accountants

Vikrant Suri  
Partner  
Membership No.: 505887



For and on behalf of the Board of Directors of  
Haddock Propbuild Private Limited

Narendra Singh Patwal  
Director  
DIN-08129131

Sunil Kumar Bansal  
Director  
DIN-07897727

Place : New Delhi  
Date :



**HAFT PROPBUILD PRIVATE LIMITED**  
**BALANCE SHEET AS AT 31 MARCH 2018**  
(Amount in Rupees, unless otherwise stated)

	Notes	As at 31 March 2018	As at 31 March 2017
<b>ASSETS</b>			
<b>Current assets</b>			
Inventories	4	20,823,954	24,990,601
Financial assets			
Cash and cash equivalents	5	18,500	15,801
Other current assets	6	185,394	185,394
<b>Total Assets</b>		<b>21,027,848</b>	<b>25,191,796</b>
<b>EQUITY AND LIABILITIES</b>			
<b>Equity</b>			
Equity share capital	7	100,000	100,000
Other equity	8		
Retained Earnings		(263,417)	(254,784)
<b>Total equity</b>		<b>(163,417)</b>	<b>(154,784)</b>
<b>LIABILITIES</b>			
<b>Current liabilities</b>			
Financial liabilities			
Trade payables	9	5,310	5,750
Other current liabilities	10	21,185,955	25,340,830
<b>Total liabilities</b>		<b>21,191,265</b>	<b>25,346,580</b>
<b>Total Equity and Liabilities</b>		<b>21,027,848</b>	<b>25,191,796</b>


Summary of significant accounting policies

3

The accompanying notes are an integral part of the financial statements.

As per our report of even date

For Rajeev & Ajay  
Firm registration No. 009977N  
Chartered Accountants



Ajay Sachdeva  
Partner  
Membership No. : 084302

For and on behalf of the Board of Directors of  
**HAFT PROPBUILD PRIVATE LIMITED**

*Manish Kumar Bhansali*  
Manish Kumar Bhansali  
Director

DIN-06583437

*Jasveer Singh Panwar*  
Jasveer Singh Panwar  
Director

DIN-06849825

Place : New Delhi  
Date : 9 May 2018

**HAFT PROPBUILD PRIVATE LIMITED**  
**STATEMENT OF PROFIT AND LOSS FOR THE YEAR ENDED 31 MARCH 2018**  
(Amount in Rupees, unless otherwise stated)

Particulars	Notes	31 March 2018	31 March 2017
Revenue		-	-
<b>Total Income (I)</b>		-	-
<b>EXPENSES</b>			
Finance costs	11	89	1,463
Other expenses	12	8,544	6,801
<b>Total Expenses (II)</b>		<b>8,633</b>	<b>8,264</b>
<b>Profit/(Loss) before tax from continuing operations (I-II)</b>		<b>(8,633)</b>	<b>(8,264)</b>
<b>Tax expense:</b>			
Current Tax		-	-
<b>Profit/(Loss) for the year from continuing operations</b>		<b>(8,633)</b>	<b>(8,264)</b>
<b>Other Comprehensive Income</b>		-	-
<b>Total other comprehensive income for the year, net of tax</b>		-	-
<b>Total comprehensive income/(loss) for the year, net of tax</b>		<b>(8,633)</b>	<b>(8,264)</b>
Earnings per equity share (computed on the basis of profit/(loss) for the year):	13		
(1) Basic		(0.86)	(0.83)
(2) Diluted		(0.86)	(0.83)
Summary of significant accounting policies	3		

The accompanying notes are an integral part of the financial statements.

As per our report of even date

For Rajeev & Ajay  
Firm registration No. 009977N  
Chartered Accountants

Ajay Sachdeva  
Partner  
Membership No. : 084302



For and on behalf of the Board of Directors of  
**HAFT PROPBUILD PRIVATE LIMITED**

*Manish Kumar Bhansali*  
Manish Kumar Bhansali  
Director  
DIN-06583437

*Jasveer Singh Panwar*  
Jasveer Singh Panwar  
Director  
DIN-06849825

Place : New Delhi  
Date : 9 May 2018

**HAKI DEVELOPERS PRIVATE LIMITED**  
**BALANCE SHEET AS AT 31 MARCH 2018**  
(Amount in Rupees, unless otherwise stated)

**ASSETS**

**Current assets**

Financial assets

Cash and cash equivalents

Other current assets

**Total assets**

Notes	31 March 2018	31 March 2017
4	18,842	26,531
5	-	-
	<u>18,842</u>	<u>26,531</u>

**EQUITY AND LIABILITIES**

**Equity**

Equity share capital

Other equity

**Total equity**

6	100,000	100,000
7	(95,111)	(84,919)
	<u>4,889</u>	<u>15,081</u>

**LIABILITIES**

**Current liabilities**

Financial liabilities

Trade payables

Other current liabilities

**Total liabilities**

8	5,310	11,450
9	8,643	-
	<u>13,953</u>	<u>11,450</u>

**Total equity and liabilities**

<u>18,842</u>	<u>26,531</u>
---------------	---------------

Summary of significant accounting policies

3

The accompanying notes are an integral part of the financial statements.

As per our report of even date

For MNV & CO.

Firm Reg. No.: 023682N

Chartered Accountants

Vikrant Suri

Partner

Membership No.: 505887



For and on behalf of the Board of Directors of  
**HAKI DEVELOPERS PRIVATE LIMITED**

Vikas Garg

Director

DIN-05267799

Varun Gupta

Director

DIN- 08129163

Place : New Delhi

Date : 9-May-2018


**HAKE DEVELOPERS PRIVATE LIMITED**  
**STATEMENT OF PROFIT AND LOSS FOR THE YEAR ENDED 31 MARCH 2018**  
(Amount in Rupees, unless otherwise stated)

Particulars	Notes	31 March 2018	31 March 2017
Revenue		-	-
<b>Total Income</b>		-	-
<b>EXPENSES</b>			
Finance costs	10	89	86
Other expenses	11	10,103	7,314
<b>Total Expenses</b>		<b>10,192</b>	<b>7,400</b>
<b>Profit/(Loss) before tax</b>		<b>(10,192)</b>	<b>(7,400)</b>
<b>Tax expense:</b>			
Current tax		-	-
<b>Profit/(Loss) for the year</b>		<b>(10,192)</b>	<b>(7,400)</b>
Other comprehensive income		-	-
<b>Total other comprehensive income for the year, net of tax</b>		<b>-</b>	<b>-</b>
<b>Total comprehensive income/(loss) for the year, net of tax</b>		<b>(10,192)</b>	<b>(7,400)</b>
<b>Earnings per equity share:</b>	12		
Basic (Rs.)		(1.02)	(0.74)
Diluted (Rs.)		(1.02)	(0.74)
Summary of significant accounting policies	3		

The accompanying notes are an integral part of the financial statements.

As per our report of even date

For MNV & CO.  
Firm Reg. No.: 023682N  
Chartered Accountants

  
**Vikrant Suri**  
Partner  
Membership No.: 505887



For and on behalf of the Board of Directors of  
**HAKE DEVELOPERS PRIVATE LIMITED**

  
**Vikas Garg**  
Director  
DIN-05267799

  
**Varun Gupta**  
Director  
DIN- 08129163

Place : New Delhi  
Date : 9-May-2018

**HALIBUT DEVELOPERS PRIVATE LIMITED**  
**BALANCE SHEET AS AT 31 MARCH 2018**  
(Amount in Rupees, unless otherwise stated)

	Notes	31 March 2018	31 March 2017
<b>ASSETS</b>			
<b>Current assets</b>			
Inventories	4	95,739,844	95,739,844
Financial assets			
Cash and cash equivalents	5	19,549	4,820
Other financial assets	6	149,849,288	44,384,952
<b>Total assets</b>		<b>245,608,681</b>	<b>140,129,616</b>
<b>EQUITY AND LIABILITIES</b>			
<b>Equity</b>			
Equity share capital	7	200,000	200,000
Other equity	8	84,414,151	84,648,378
<b>Total equity</b>		<b>84,614,151</b>	<b>84,848,378</b>
<b>LIABILITIES</b>			
<b>Current liabilities</b>			
Financial liabilities			
Trade payables	9	154,400	5,750
Other current liabilities	10	160,840,130	55,275,488
<b>Total liabilities</b>		<b>160,994,530</b>	<b>55,281,238</b>
<b>Total equity and liabilities</b>		<b>245,608,681</b>	<b>140,129,616</b>

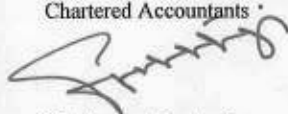
Summary of significant accounting policies

3


The accompanying notes are an integral part of the financial statements.

As per our report of even date

For Sanjay Rastogi & Associates  
Firm registration No : 014056N  
Chartered Accountants



CA Sanjay Rastogi  
Proprietor  
Membership No. : 075033




Place : New Delhi  
Date : 09.05.2018

For and on behalf of the Board of Directors of  
**HALIBUT DEVELOPERS PRIVATE LIMITED**




Pendyala Srinukumar  
Director  
DIN-08129146

Manish Kumar Bhansali  
Director  
DIN-06583437



**HALIBUT DEVELOPERS PRIVATE LIMITED**  
**STATEMENT OF PROFIT AND LOSS FOR THE YEAR ENDED 31 MARCH 2018**  
(Amount in Rupees, unless otherwise stated)

Particulars	Notes	31 March 2018	31 March 2017
Revenue		-	-
<b>Total Income</b>		-	-
<b>EXPENSES</b>			
Finance costs	11	59	115
Other expenses	12	234,168	7,313
<b>Total Expenses</b>		234,227	7,428
<b>Loss before tax</b>		(234,227)	(7,428)
Tax expense:			
Current tax		-	-
<b>Loss for the year</b>		(234,227)	(7,428)
Other comprehensive income		-	-
<b>Total other comprehensive income for the year, net of tax</b>		-	-
<b>Total comprehensive loss for the year, net of tax</b>		(234,227)	(7,428)
<b>Earnings per equity share:</b>	13		
Basic (Rs.)		(11.71)	(0.37)
Diluted (Rs.)		(11.71)	(0.37)

Summary of significant accounting policies

3

The accompanying notes are an integral part of the financial statements.

As per our report of even date

For Sanjay Rastogi & Associates  
Firm registration No : 014056N  
Chartered Accountants

CA Sanjay Rastogi  
Proprietor  
Membership No. : 075033



Place : New Delhi  
Date : 09.05.2018

For and on behalf of the Board of Directors of  
**HALIBUT DEVELOPERS PRIVATE LIMITED**

Pendyala Srinukumar  
Director  
DIN-08129146

Manish Kumar Bhansali  
Director  
DIN-06583437

**HAMLET BUILDWELL PRIVATE LIMITED**  
**BALANCE SHEET AS AT 31 MARCH 2018**  
(Amount in Rupees, unless otherwise stated)

	Notes	As at 31 March 2018	As at 31 March 2017
<b>ASSETS</b>			
<b>Current assets</b>			
Financial assets			
Cash and cash equivalents	4	18,433	5,872
Other current assets	5	-	-
<b>Total Assets</b>		<b>18,433</b>	<b>5,872</b>
<b>EQUITY AND LIABILITIES</b>			
<b>Equity</b>			
Equity share capital	6	100,000	100,000
Other equity	7		
Retained Earnings		(280,184)	(270,304)
<b>Total equity</b>		<b>(180,184)</b>	<b>(170,304)</b>
<b>LIABILITIES</b>			
<b>Current liabilities</b>			
Financial liabilities			
Trade payables	8	5,900	9,200
Other current liabilities	9	192,717	166,976
Provisions	10	-	-
<b>Total liabilities</b>		<b>198,617</b>	<b>176,176</b>
<b>Total Equity and Liabilities</b>		<b>18,433</b>	<b>5,872</b>

Summary of significant accounting policies 3

The accompanying notes are an integral part of the financial statements.

As per our report of even date

For Rajeev & Ajay  
Firm registration No. 0099773  
Chartered Accountants

  
Ajay Sachdeva  
Partner  
Membership No. : 084302

For and on behalf of the Board of Directors of  
**HAMLET BUILDWELL PRIVATE LIMITED**

  
Ravi Sinha  
Director  
DIN-00457329

  
Assem Kalia  
Director  
DIN-03048820

Place : New Delhi  
Date : 9 May 2018

**HAMLET BUILDWELL PRIVATE LIMITED**  
**STATEMENT OF PROFIT AND LOSS FOR THE YEAR ENDED 31 MARCH 2018**  
(Amount in Rupees, unless otherwise stated)

Particulars	Notes	31 March 2018	31 March 2017
Revenue		-	-
<b>Total Income (I)</b>		-	-
<b>EXPENSES</b>			
Finance costs	11	89	1,267
Other expenses	12	9,791	10,559
<b>Total Expenses (II)</b>		<b>9,880</b>	<b>11,826</b>
<b>Profit/(Loss) before tax from continuing operations (I-II)</b>		<b>(9,880)</b>	<b>(11,826)</b>
<b>Tax expense:</b>			
Current Tax		-	-
<b>Profit/(Loss) for the year from continuing operations</b>		<b>(9,880)</b>	<b>(11,826)</b>
<b>Other Comprehensive Income</b>		-	-
<b>Total other comprehensive income for the year, net of tax</b>		-	-
<b>Total comprehensive income/(loss) for the year, net of tax</b>		<b>(9,880)</b>	<b>(11,826)</b>
<b>Earnings per equity share (computed on the basis of profit/(loss) for the year):</b>	13		
(1) Basic		(0.99)	(1.18)
(2) Diluted		(0.99)	(1.18)
<b>Summary of significant accounting policies</b>	3		

The accompanying notes are an integral part of the financial statements.

As per our report of even date

For Rajeev & Ajay  
Firm registration No. 0099778  
Chartered Accountants

Ajay Sachdeva  
Partner  
Membership No. : 084302



For and on behalf of the Board of Directors of  
**HAMLET BUILDWELL PRIVATE LIMITED**

*Ravi Sinha*  
Ravi Sinha  
Director  
DIN-00457329

*Ajeem Kalia*  
Ajeem Kalia  
Director  
DIN-03048820

Place : New Delhi  
Date : 9 May 2018



**HAMMOCK BUILDWELL PRIVATE LIMITED**  
**STANDALONE BALANCE SHEET AS AT 31 MARCH 2018**  
(Amount in Rupees, unless otherwise stated)

	Notes	As at 31 March 2018	As at 31 March 2017
<b>ASSETS</b>			
<b>Non-current assets</b>			
Financial Assets			
Investments	4	100,000	100,000
		<u>100,000</u>	<u>100,000</u>
<b>Current assets</b>			
Inventories	5	143,504,581	156,656,573
Financial assets			
Cash and cash equivalents	6	18,326	6,541
Other financial assets	7	14,879,347	14,879,347
Other current assets	8	222,989	165,822
		<u>158,625,243</u>	<u>171,708,283</u>
<b>Total Assets</b>		<u><b>158,725,243</b></u>	<u><b>171,808,283</b></u>
<b>EQUITY AND LIABILITIES</b>			
<b>Equity</b>			
Equity share capital	9	100,000	100,000
Other equity	10		
Retained earnings		(1,732,318)	(1,720,941)
<b>Total equity</b>		<u>(1,632,318)</u>	<u>(1,620,941)</u>
<b>LIABILITIES</b>			
<b>Current liabilities</b>			
Financial liabilities			
Trade payables	11	5,900	11,500
Other current liabilities	12	160,351,661	173,417,724
<b>Total liabilities</b>		<u>160,357,561</u>	<u>173,429,224</u>
<b>Total Equity and Liabilities</b>		<u><b>158,725,243</b></u>	<u><b>171,808,283</b></u>
Summary of significant accounting policies	3		

The accompanying notes are an integral part of the financial statements.

As per our report of even date

For MNV & CO.  
Firm Reg. No.: 023682N  
Chartered Accountants

Vikrant Suri  
Partner  
Membership No.: 505887

For and on behalf of the Board of Directors of  
HAMMOCK BUILDWELL PRIVATE LIMITED

Manish Kumar Bhansali  
Director  
DIN-06583437

Mahipreet Singh  
Director  
DIN-01194096

Place : New Delhi  
Date : 9 May 2018

HAMMOCK BUILDWELL PRIVATE LIMITED  
STATEMENT OF PROFIT AND LOSS FOR THE YEAR ENDED 31 MARCH 2018  
(Amount in Rupees, unless otherwise stated)

Particulars	Notes	31 March 2018	31 March 2017
Other income	13	-	720,294
Total Income		-	720,294
<b>EXPENSES</b>			
Finance costs	14	129	265
Other expenses	15	11,248	7,647
Total Expenses		11,377	7,912
Profit(Loss) before tax		(11,377)	712,382
Tax expense:			
Current tax		-	-
Profit(Loss) for the year		(11,377)	712,382
Other comprehensive income		-	-
Total other comprehensive income for the year, net of tax		-	-
Total comprehensive income/(loss) for the year, net of tax		(11,377)	712,382
Earnings per equity share:	16		
(1) Basic		(1.14)	71.24
(2) Diluted		(1.14)	71.24

Summary of significant accounting policies

3

The accompanying notes are an integral part of the financial statements.

As per our report of even date

For MNV & CO.  
Firm Reg. No.: 023682N  
Chartered Accountants

Vikrant Suri  
Partner  
Membership No.: 505887

For and on behalf of the Board of Directors of  
HAMMOCK BUILDWELL PRIVATE LIMITED

Manish Kumar Bhansali  
Director  
DIN-06583437

Manpreet Singh  
Director  
DIN-01194096

Place : New Delhi  
Date : 9 May 2018

**HARTEJ ESTATES PRIVATE LIMITED**  
**BALANCE SHEET AS AT 31 MARCH 2018**  
(Amount in Rupees, unless otherwise stated)

	Notes	As at 31 March 2018	As at 31 March 2017
<b>ASSETS</b>			
<b>Current assets</b>			
Inventories	4	555,935,010	568,565,505
Financial assets			
Cash and cash equivalents	5	18,353	12,341
Other current assets	6	42,510,939	42,510,939
<b>Total Assets</b>		<b>598,464,302</b>	<b>611,088,785</b>
<b>EQUITY AND LIABILITIES</b>			
<b>Equity</b>			
Equity share capital	7	100,000	100,000
Other equity	8		
Retained Earnings		(3,027,776)	(3,026,251)
<b>Total equity</b>		<b>(2,927,776)</b>	<b>(2,926,251)</b>
<b>LIABILITIES</b>			
<b>Current liabilities</b>			
Financial liabilities			
Trade payables	9	1,197,495	1,197,935
Other current liabilities	10	600,194,583	612,817,101
<b>Total liabilities</b>		<b>601,392,078</b>	<b>614,015,036</b>
<b>Total Equity and Liabilities</b>		<b>598,464,302</b>	<b>611,088,785</b>

Summary of significant accounting policies 3

The accompanying notes are an integral part of the financial statements.

As per our report of even date

For Rajeev & Ajay  
Firm registration No : 009977N  
Chartered Accountants

Ajay Sachdeva  
Partner  
Membership No. :084302



For and on behalf of the Board of Directors of  
**HARTEJ ESTATES PRIVATE LIMITED**

Manish Kumar Bhansali  
Director  
DIN-06583437

Sunil Kumar Trar  
Director  
DIN-03450022

Place : New Delhi  
Date : 9 May 2018

**HARTEJ ESTATES PRIVATE LIMITED**  
**STATEMENT OF PROFIT AND LOSS FOR THE YEAR ENDED 31 MARCH 2018**  
(Amount in Rupees, unless otherwise stated)

Particulars	Notes	31 March 2018	31 March 2017
Revenue From Operations	11	9,394	-
<b>Total Income (I)</b>		<b>9,394</b>	<b>-</b>
<b>EXPENSES</b>			
Finance costs	12	89	1,492
Other expenses	13	10,830	7,620
<b>Total Expenses (II)</b>		<b>10,919</b>	<b>9,112</b>
<b>Profit/(Loss) before tax from continuing operations (I-II)</b>		<b>(1,525)</b>	<b>(9,112)</b>
<b>Tax expense:</b>			
Current Tax		-	-
<b>Profit/(Loss) for the year from continuing operations</b>		<b>(1,525)</b>	<b>(9,112)</b>
<b>Other Comprehensive Income</b>		<b>-</b>	<b>-</b>
<b>Total other comprehensive income for the year, net of tax</b>		<b>-</b>	<b>-</b>
<b>Total comprehensive income/(loss) for the year, net of tax</b>		<b>(1,525)</b>	<b>(9,112)</b>
Earnings per equity share (computed on the basis of profit/(loss) for the year):	14		
(1) Basic		(0.15)	(0.91)
(2) Diluted		(0.15)	(0.91)

Summary of significant accounting policies 3

The accompanying notes are an integral part of the financial statements.

As per our report of even date

For Rajeev & Ajay  
Firm registration No : 009977N  
Chartered Accountants

Ajay Sachdeva  
Partner  
Membership No. : 084302



For and on behalf of the Board of Directors of  
**HARTEJ ESTATES PRIVATE LIMITED**

*Manish Kumar Bhansali*  
Manish Kumar Bhansali  
Director  
DIN-06583437

*Sunil Kumar Trar*  
Sunil Kumar Trar  
Director  
DIN-03450022

Place : New Delhi  
Date : 9 May 2018

**HOPE PROMOTERS PRIVATE LIMITED**  
**BALANCE SHEET AS AT 31 MARCH 2018**  
(Amount in Rupees, unless otherwise stated)

	Notes	31 March 2018	31 March 2017
<b>ASSETS</b>			
<b>Current assets</b>			
Inventories	4	196,185,620	196,185,620
Financial assets			
Cash and cash equivalents	5	18,708	18,697
Other financial assets	6	9,725,409	11,344,377
Other current assets	7	142	142
<b>Total assets</b>		<b>205,929,879</b>	<b>207,548,836</b>
<b>EQUITY AND LIABILITIES</b>			
<b>Equity</b>			
Equity share capital	8	100,000	100,000
Other equity	9	(1,059,509)	(1,049,422)
<b>Total equity</b>		<b>(959,509)</b>	<b>(949,422)</b>
<b>LIABILITIES</b>			
<b>Current liabilities</b>			
Financial liabilities			
Trade payables	10	5,900	5,750
Other current liabilities	11	206,883,488	208,492,508
<b>Total liabilities</b>		<b>206,889,388</b>	<b>208,498,258</b>
<b>Total equity and liabilities</b>		<b>205,929,879</b>	<b>207,548,836</b>

Summary of significant accounting policies

3

The accompanying notes are an integral part of the financial statements.

As per our report of even date

For MNV & CO.  
Firm Reg. No.: 023682N  
Chartered Accountants

Vikrant Suri  
Partner  
Membership No.: 505887



For and on behalf of the Board of Directors of  
**HOPE PROMOTERS PRIVATE LIMITED**

Manish Kumar Bhansali  
Director  
DIN-06583437

Ajay Kumar  
Director  
DIN-08028800

Place : New Delhi  
Date : 9-May-2018

**HOPE PROMOTERS PRIVATE LIMITED**  
**STATEMENT OF PROFIT AND LOSS FOR THE YEAR ENDED 31 MARCH 2018**  
(Amount in Rupees, unless otherwise stated)

Particulars	Notes	31 March 2018	31 March 2017
Revenue		-	-
<b>Total Income</b>		-	-
<b>EXPENSES</b>			
Other expenses	12	9,998	8,235
Finance costs	13	89	115
<b>Total Expenses</b>		10,087	8,350
<b>Profit(Loss) before tax</b>		(10,087)	(8,350)
<b>Tax expense:</b>			
Current tax		-	-
<b>Profit(Loss) for the year</b>		(10,087)	(8,350)
Other comprehensive income		-	-
<b>Total other comprehensive income for the year, net of tax</b>		-	-
<b>Total comprehensive income/(loss) for the year, net of tax</b>		(10,087)	(8,350)
<b>Earnings per equity share:</b>	14		
Basic (Rs.)		(1.01)	(0.84)
Diluted (Rs.)		(1.01)	(0.84)
Summary of significant accounting policies	3		

The accompanying notes are an integral part of the financial statements.

As per our report of even date

For MNV & CO.  
Firm Reg. No.: 023682N  
Chartered Accountants

Vikrant Suri  
Partner

Membership No.: 505887



For and on behalf of the Board of Directors of  
**HOPE PROMOTERS PRIVATE LIMITED**

Manish Kumar Bhansali  
Director  
DIN-06583437

Ajay Kumar  
Director  
DIN-08028800

Place : New Delhi  
Date : 9-May-2018

**Immense Realtors Private Limited**  
**BALANCE SHEET AS AT 31 MARCH 2018**  
(Amount in Rupees, unless otherwise stated)

	Notes	31 March 2018	31 March 2017
<b>ASSETS</b>			
<b>Current assets</b>			
Inventories	4	268,195,435	268,195,435
Financial assets			
Cash and cash equivalents	5	17,961	13,261
Other current assets	6	-	-
<b>Total assets</b>		<b>268,213,396</b>	<b>268,208,696</b>
<b>EQUITY AND LIABILITIES</b>			
<b>Equity</b>			
Equity share capital	7	100,000	100,000
Other equity	8	(424,814)	(415,661)
<b>Total equity</b>		<b>(324,814)</b>	<b>(315,661)</b>
<b>LIABILITIES</b>			
<b>Current liabilities</b>			
Financial liabilities			
Trade payables	9	5,310	5,749
Other current liabilities	10	268,532,900	268,518,608
<b>Total liabilities</b>		<b>268,538,210</b>	<b>268,524,357</b>
<b>Total equity and liabilities</b>		<b>268,213,396</b>	<b>268,208,696</b>

Summary of significant accounting policies

3

The accompanying notes are an integral part of the financial statements.

As per our report of even date

**For MNV & CO.**  
Firm Reg. No.: 023682N  
Chartered Accountants

  
**Vikrant Suri**  
Partner

Membership No.: 505887



For and on behalf of the Board of Directors of  
**Immense Realtors Private Limited**

  
**Manish Kumar Bhansali**  
Director  
DIN-06583437

  
**Mahesh Pal Singh**  
Director  
DIN-07108963

Place : New Delhi  
Date : 9-May-2018

**Immense Realtors Private Limited**

**STATEMENT OF PROFIT AND LOSS FOR THE YEAR ENDED 31 MARCH 2018**

(Amount in Rupees, unless otherwise stated)

Particulars	Notes	31 March 2018	31-Mar-17
Other Income	11	-	1,003,311
<b>Total Income</b>		<b>-</b>	<b>1,003,311</b>
<b>EXPENSES</b>			
Finance costs	12	89	115
Other expenses	13	9,064	6,699
<b>Total Expenses</b>		<b>9,153</b>	<b>6,814</b>
<b>Profit(Loss) before tax</b>		<b>(9,153)</b>	<b>996,497</b>
<b>Tax expense:</b>			
Current tax		-	-
<b>Profit(Loss) for the year</b>		<b>(9,153)</b>	<b>996,497</b>
Other comprehensive income		-	-
<b>Total other comprehensive income for the year, net of tax</b>		<b>-</b>	<b>-</b>
<b>Total comprehensive income/(loss) for the year, net of tax</b>		<b>(9,153)</b>	<b>996,497</b>
<b>Earnings per equity share:</b>	14		
Basic (Rs.)		(0.92)	99.65
Diluted (Rs.)		(0.92)	99.65

Summary of significant accounting policies

3

The accompanying notes are an integral part of the financial statements.

**As per our report of even date**

**For MNV & CO.**

Firm Reg. No.: 023682N

Chartered Accountants

**Vikram Suri**

Partner

Membership No.: 505887



For and on behalf of the Board of Directors of  
**Immense Realtors Private Limited**

**Manish Kumar Bhansali**

Director

DIN-06583437

**Mahesh Pal Singh**

Director

DIN-07108963

Place : New Delhi

Date : 9-May-2018



**JAMB PROPBUILD PRIVATE LIMITED**  
**BALANCE SHEET AS AT 31 MARCH 2018**  
(Amount in Rupees, unless otherwise stated)

	Notes	As at 31 March 2018	As at 31 March 2017
<b>ASSETS</b>			
<b>Current assets</b>			
Inventories	4	84,339,675	84,339,675
<b>Financial assets</b>			
Cash and cash equivalents	5	18,479	13,468
Other financial assets	6	12,089,903	12,089,903
<b>Total Assets</b>		<b>96,448,057</b>	<b>96,443,046</b>
<b>EQUITY AND LIABILITIES</b>			
<b>Equity</b>			
Equity share capital	7	200,000	200,000
Other equity	8	94,636,392	94,646,376
<b>Total equity</b>		<b>94,836,392</b>	<b>94,846,376</b>
<b>LIABILITIES</b>			
<b>Current liabilities</b>			
<b>Financial liabilities</b>			
Trade payables	9	5,310	5,750
Other current liabilities	10	1,606,355	1,590,920
<b>Total liabilities</b>		<b>1,611,665</b>	<b>1,596,670</b>
<b>Total Equity and Liabilities</b>		<b>96,448,057</b>	<b>96,443,046</b>

Summary of significant accounting policies 3

The accompanying notes are an integral part of the financial statements.

As per our report of even date

For Rajeev & Ajay  
Firm registration No: 009977N  
Chartered Accountants

Ajay Sachdeva  
Partner  
Membership No. : 084302



For and on behalf of the Board of Directors of  
**JAMB PROPBUILD PRIVATE LIMITED**

Manish Kumar Bhansali  
Director  
DIN-06583437

Sunil Kumar Trar  
Director  
DIN-03450022

Place : New Delhi  
Date : 9 May 2018

**JAMB PROPBUILD PRIVATE LIMITED**  
**STATEMENT OF PROFIT AND LOSS FOR THE YEAR ENDED 31 MARCH 2018**  
(Amount in Rupees, unless otherwise stated)

Particulars	Notes	31 March 2018	31 March 2017
Revenue		-	-
<b>Total Income (I)</b>		-	-
<b>EXPENSES</b>			
Finance costs	11	89	1,492
Other expenses	12	9,895	6,699
<b>Total Expenses (II)</b>		9,984	8,191
<b>Profit/(Loss) before tax from continuing operations (I-II)</b>		(9,984)	(8,191)
<b>Tax expense:</b>			
Current Tax		-	-
<b>Profit/(Loss) for the year from continuing operations</b>		(9,984)	(8,191)
<b>Other Comprehensive Income</b>		-	-
<b>Total other comprehensive income for the year, net of tax</b>		-	-
<b>Total comprehensive income/(loss) for the year, net of tax</b>		(9,984)	(8,191)
<b>Earnings per equity share (computed on the basis of profit/(loss) for the year):</b>	13		
(1) Basic		(0.50)	(0.41)
(2) Diluted		(0.50)	(0.41)

Summary of significant accounting policies 3

The accompanying notes are an integral part of the financial statements.

As per our report of even date

For Rajeev & Ajay  
Firm registration No : 009977N  
Chartered Accountants

Ajay Sachdeva  
Partner  
Membership No. : 084302



For and on behalf of the Board of Directors of  
**JAMB PROPBUILD PRIVATE LIMITED**

Manish Kumar Bhansali  
Director  
DIN-06583437

Sunil Kumar Trar  
Director  
DIN-03450022

Place : New Delhi  
Date : 9 May 2018

**JANITOR PROPBUILD PRIVATE LIMITED**  
**BALANCE SHEET AS AT 31 MARCH 2018**  
(Amount in Rupees, unless otherwise stated)

	Notes	As at 31 March 2018	As at 31 March 2017
<b>ASSETS</b>			
<b>Current assets</b>			
Inventories	4	9,738,428	9,951,495
Financial assets			
Cash and cash equivalents	5	56,306	52,212
Other financial assets	6	29,062,867	41,732,917
Other current assets	7	-	9,549
<b>Total Assets</b>		<b>38,857,601</b>	<b>51,746,173</b>
<b>EQUITY AND LIABILITIES</b>			
<b>Equity</b>			
Equity share capital	8	100,000	100,000
Other equity	9		
Retained Earnings		(250,882)	(242,887)
<b>Total equity</b>		<b>(150,882)</b>	<b>(142,887)</b>
<b>LIABILITIES</b>			
<b>Current liabilities</b>			
Financial liabilities			
Trade payables	10	5,310	5,750
Other current liabilities	11	39,003,173	51,883,310
<b>Total liabilities</b>		<b>39,008,483</b>	<b>51,889,060</b>
<b>Total Equity and Liabilities</b>		<b>38,857,601</b>	<b>51,746,173</b>
<b>Summary of significant accounting policies</b>	3		

The accompanying notes are an integral part of the financial statements.

As per our report of even date

For Rajeev & Ajay  
Firm registration No. : 009917A  
Chartered Accountants

*[Signature]*  
Ajay Sachdeva  
Partner

Membership No. : 084302

For and on behalf of the Board of Directors of  
**JANITOR PROPBUILD PRIVATE LIMITED**

*[Signature]*  
Ajay Kumar  
Director

DIN-08028800

*[Signature]*  
Amitava Chattopadhyay  
Director

DIN-07150600

Place : New Delhi

Date : 9 May 2018

**JANITOR PROPBUILD PRIVATE LIMITED**  
**STATEMENT OF PROFIT AND LOSS FOR THE YEAR ENDED 31 MARCH 2018**  
(Amount in Rupees, unless otherwise stated)


Particulars	Notes	31 March 2018	31 March 2017
Other Income	12	521	750
<b>Total Income (I)</b>		<b>521</b>	<b>750</b>
<b>EXPENSES</b>			
Finance costs	13	76	58
Other expenses	14	8,440	6,699
<b>Total Expenses (II)</b>		<b>8,516</b>	<b>6,757</b>
<b>Profit/(Loss) before tax from continuing operations (I-II)</b>		<b>(7,995)</b>	<b>(6,007)</b>
<b>Tax expense:</b>			
Current Tax		-	676
<b>Profit/(Loss) for the year from continuing operations</b>		<b>(7,995)</b>	<b>(6,683)</b>
<b>Other Comprehensive Income</b>		-	-
<b>Total other comprehensive income for the year, net of tax</b>		-	-
<b>Total comprehensive income/(loss) for the year, net of tax</b>		<b>(7,995)</b>	<b>(6,683)</b>
Earnings per equity share (computed on the basis of profit/(loss) for the year):	15		
(1) Basic		(0.80)	(0.67)
(2) Diluted		(0.80)	(0.67)

Summary of significant accounting policies 3

The accompanying notes are an integral part of the financial statements.

As per our report of even date

For Rajeev & Ajay  
Firm registration No. - 009977N  
Chartered Accountants

  
Ajay Sachdeva  
Partner  
Membership No. : 084302

For and on behalf of the Board of Directors of  
JANITOR PROPBUILD PRIVATE LIMITED

  
Ajay Kumar  
Director  
DIN-08028800

  
Amitava Chattopadhyay  
Director  
DIN-07150600

Place : New Delhi  
Date : 9 May 2018

**JASPER PROPBUILD PRIVATE LIMITED**  
**BALANCE SHEET AS AT 31 MARCH 2018**  
(Amount in Rupees, unless otherwise stated)

	Notes	As at 31 March 2018	As at 31 March 2017
<b>ASSETS</b>			
<b>Current assets</b>			
Inventories	4	20,360,831	20,360,831
Financial assets			
Cash and cash equivalents	5	18,579	13,568
<b>Total Assets</b>		<b>20,379,410</b>	<b>20,374,399</b>
<b>EQUITY AND LIABILITIES</b>			
<b>Equity</b>			
Equity share capital	6	100,000	100,000
Other equity	7		
Retained Earnings		(1,218,651)	(1,210,329)
<b>Total equity</b>		<b>(1,118,651)</b>	<b>(1,110,329)</b>
<b>LIABILITIES</b>			
<b>Current liabilities</b>			
Financial liabilities			
Trade payables	8	5,310	5,750
Other current liabilities	9	21,492,751	21,478,978
<b>Total liabilities</b>		<b>21,498,061</b>	<b>21,484,728</b>
<b>Total Equity and Liabilities</b>		<b>20,379,410</b>	<b>20,374,399</b>

Summary of significant accounting policies 3

The accompanying notes are an integral part of the financial statements.

As per our report of even date

For Rajeev & Ajay  
Firm registration No : 009977N  
Chartered Accountants

Ajay Sachdeva  
Partner  
Membership No. : 084302



For and on behalf of the Board of Directors of  
JASPER PROPBUILD PRIVATE LIMITED

Mahesh Pal Singh  
Director  
DIN-07108963

Ajay Kumar  
Director  
DIN-08028800

Place : New Delhi  
Date : 9 May 2018

**JASPER PROPBUILD PRIVATE LIMITED**  
**STATEMENT OF PROFIT AND LOSS FOR THE YEAR ENDED 31 MARCH 2018**  
(Amount in Rupees, unless otherwise stated)

Particulars	Notes	31 March 2018	31 March 2017
Revenue		-	-
<b>Total Income (I)</b>		-	-
<b>EXPENSES</b>			
Finance costs	10	90	86
Other expenses	11	8,232	6,698
<b>Total Expenses (II)</b>		8,322	6,784
<b>Profit/(Loss) before tax from continuing operations (I-II)</b>		(8,322)	(6,784)
<b>Tax expense:</b>			
<b>Profit/(Loss) for the year from continuing operations</b>		(8,322)	(6,784)
<b>Other Comprehensive Income</b>		-	-
<b>Total other comprehensive income for the year, net of tax</b>		-	-
<b>Total comprehensive income/(loss) for the year, net of tax</b>		(8,322)	(6,784)
<b>Earnings per equity share (computed on the basis of profit/(loss) for the year):</b>	12		
(1) Basic		(0.83)	(0.68)
(2) Diluted		(0.83)	(0.68)

Summary of significant accounting policies

3

The accompanying notes are an integral part of the financial statements.

As per our report of even date

For Rajeev & Ajay  
Firm registration No: 009977N  
Chartered Accountants

Ajay Sachdeva  
Partner  
Membership No: 084302

For and on behalf of the Board of Directors of  
**JASPER PROPBUILD PRIVATE LIMITED**

Mahesh Pal Singh  
Director  
DIN-07108963

Ajay Kumar  
Director  
DIN-08028800

Place : New Delhi  
Date : 9 May 2018

**JAUNT PROPBUILD PRIVATE LIMITED**  
**BALANCE SHEET AS AT 31 MARCH 2018**  
**(Amount in Rupees, unless otherwise stated)**

	Notes	As at 31 March 2018	As at 31 March 2017
<b>ASSETS</b>			
<b>Current assets</b>			
Inventories	4	15,259,968	15,259,968
Financial assets			
Cash and cash equivalents	5	18,165	12,466
<b>Total Assets</b>		<b>15,278,133</b>	<b>15,272,434</b>
<b>EQUITY AND LIABILITIES</b>			
<b>Equity</b>			
Equity share capital	6	100,000	100,000
Other equity	7		
Retained Earnings		(1,465,914)	(1,457,280)
<b>Total equity</b>		<b>(1,365,914)</b>	<b>(1,357,280)</b>
<b>LIABILITIES</b>			
<b>Current liabilities</b>			
Financial liabilities			
Trade payables	8	5,310	5,750
Other current liabilities	9	16,638,737	16,623,964
<b>Total liabilities</b>		<b>16,644,047</b>	<b>16,629,714</b>
<b>Total Equity and Liabilities</b>		<b>15,278,133</b>	<b>15,272,434</b>
Summary of significant accounting policies	3		

The accompanying notes are an integral part of the financial statements.

As per our report of even date

For Rajeev & Ajay  
Firm registration No : 009977N  
Chartered Accountants

  
Ajay Sachdeva  
Partner  
Membership No. : 084302

For and on behalf of the Board of Directors of  
**JAUNT PROPBUILD PRIVATE LIMITED**

  
Ajay Kumar  
Director  
DIN-08028800

  
Jasveer Singh Panwar  
Director  
DIN-06849825

Place : New Delhi  
Date : 9 May 2018

JAUNT PROPBUILD PRIVATE LIMITED  
STATEMENT OF PROFIT AND LOSS FOR THE YEAR ENDED 31 MARCH 2018  
(Amount in Rupees, unless otherwise stated)

Particulars	Notes	31 March 2018	31 March 2017
Revenue		-	-
Total Income (I)		-	-
EXPENSES			
Finance costs	10	89	812
Other expenses	11	8,545	6,699
Total Expenses (II)		8,634	7,511
Profit/(Loss) before tax from continuing operations (I-II)		(8,634)	(7,511)
Tax expense:			
Profit/(Loss) for the year from continuing operations		(8,634)	(7,511)
Other Comprehensive Income		-	-
Total other comprehensive income for the year, net of tax		-	-
Total comprehensive income/(loss) for the year, net of tax		(8,634)	(7,511)
Earnings per equity share (computed on the basis of profit/(loss) for the year):	12		
(1) Basic		(0.86)	(0.75)
(2) Diluted		(0.86)	(0.75)
Summary of significant accounting policies	3		

The accompanying notes are an integral part of the financial statements.

As per our report of even date

For Rajeev & Ajay  
Firm registration No : 009977N  
Chartered Accountants

  
Ajay Sachdeva  
Partner  
Membership No. : 084302

For and on behalf of the Board of Directors of  
JAUNT PROPBUILD PRIVATE LIMITED

  
Ajay Kumar  
Director  
DIN-08028800

  
Jasveer Singh Panwar  
Director  
DIN-06849825

Place : New Delhi  
Date : 9 May 2018



**JAY PROPBUILD PRIVATE LIMITED**  
**BALANCE SHEET AS AT 31 MARCH 2018**  
**(Amount in Rupees, unless otherwise stated)**

	Notes	As at 31 March 2018	As at 31 March 2017
<b>ASSETS</b>			
<b>Current assets</b>			
Inventories	4	381,294,474	381,294,474
Financial assets			
Cash and cash equivalents	5	18,874	4,175
Other financial asset	6	2,608,940	2,608,940
Other current assets	7	29,800,000	167,318,750
<b>Total Assets</b>		<b>413,722,288</b>	<b>551,226,339</b>
<b>EQUITY AND LIABILITIES</b>			
<b>Equity</b>			
Equity share capital	8	100,000	100,000
Other equity	9		
Retained earnings		(137,803,585)	(276,201)
<b>Total equity</b>		<b>(137,703,585)</b>	<b>(176,201)</b>
<b>LIABILITIES</b>			
<b>Current liabilities</b>			
Financial liabilities			
Trade payables	10	5,310	5,750
Other current liabilities	11	551,420,563	551,396,790
<b>Total liabilities</b>		<b>551,425,873</b>	<b>551,402,540</b>
<b>Total Equity and Liabilities</b>		<b>413,722,288</b>	<b>551,226,339</b>

Summary of significant accounting policies 3

The accompanying notes are an integral part of the financial statements.

As per our report of even date

For Rajeev & Ajay  
Firm registration No : 009977N  
Chartered Accountants

  
Ajay Sachdeva  
Partner  
Membership No. : 084302

Place : New Delhi  
Date : 9 May 2018

For and on behalf of the Board of Directors of  
**JAY PROPBUILD PRIVATE LIMITED**

  
Ajay Kumar  
Director  
DIN-08028800

  
Jasveer Singh Panwar  
Director  
DIN-06849825



**JAY PROPBUILD PRIVATE LIMITED**  
**STATEMENT OF PROFIT AND LOSS FOR THE YEAR ENDED 31 MARCH 2018**  
(Amount in Rupees, unless otherwise stated)

Particulars	Notes	31 March 2018	31 March 2017
Other income	12	-	300
<b>Total Income (I)</b>		-	300
<b>EXPENSES</b>			
Finance costs	13	89	115
Other expenses	14	137,527,295	7,723
<b>Total Expenses (II)</b>		137,527,384	7,838
<b>Profit/(loss) before tax from continuing operations (I-II)</b>		(137,527,384)	(7,538)
Tax expense		-	-
<b>Profit/(Loss) for the year from continuing operations</b>		(137,527,384)	(7,538)
Other comprehensive income		-	-
<b>Total other comprehensive income for the year, net of tax</b>		-	-
<b>Total comprehensive income for the year, net of tax</b>		(137,527,384)	(7,538)
Earnings per equity share (computed on the basis of profit/(loss) for the year):	15		
(1) Basic		(13,752.74)	(0.75)
(2) Diluted		(13,752.74)	(0.75)
Summary of significant accounting policies	3		

The accompanying notes are an integral part of the financial statements.

As per our report of even date

For Rajeev & Ajay  
Firm registration No : 009977N  
Chartered Accountants

  
Ajay Sachdeva  
Partner  
Membership No. :084302

For and on behalf of the Board of Directors of  
**JAY PROPBUILD PRIVATE LIMITED**

  
Ajay Kumar  
Director  
DIN-08028800

  
Jasveer Singh Panwar  
Director  
DIN-06849825

Place : New Delhi  
Date : 9 May 2018

**JEMMY PROPBUILD PRIVATE LIMITED**  
**BALANCE SHEET AS AT 31 MARCH 2018**  
(Amount in Rupees, unless otherwise stated)

	Notes	As at 31 March 2018	As at 31 March 2017
<b>ASSETS</b>			
<b>Current assets</b>			
Inventories	4	1,593,872	1,593,872
Financial assets			
Cash and cash equivalents	5	18,662	12,651
Other financial assets	6	13,799,567	13,799,567
<b>Total Assets</b>		<b>15,412,101</b>	<b>15,406,090</b>
<b>EQUITY AND LIABILITIES</b>			
<b>Equity</b>			
Equity share capital	7	100,000	100,000
Other equity	8		
Retained Earnings		(258,749)	(249,492)
<b>Total equity</b>		<b>(158,749)</b>	<b>(149,492)</b>
<b>LIABILITIES</b>			
<b>Current liabilities</b>			
Financial liabilities			
Trade payables	9	5,310	5,750
Other current liabilities	10	15,565,540	15,549,832
<b>Total liabilities</b>		<b>15,570,850</b>	<b>15,555,582</b>
<b>Total Equity and Liabilities</b>		<b>15,412,101</b>	<b>15,406,090</b>


Summary of significant accounting policies 3

The accompanying notes are an integral part of the financial statements.

As per our report of even date

For Rajeev & Ajay  
Firm registration No : 009977N  
Chartered Accountants

Ajay Sachdeva  
Partner  
Membership No. : 084302



Place : New Delhi  
Date : 9 May 2018

For and on behalf of the Board of Directors of  
**JEMMY PROPBUILD PRIVATE LIMITED**

Alok Singh Kushwah  
Director  
DIN-08129143

Ashem Kalia  
Director  
DIN-03048820

**JEMMY PROPBUILD PRIVATE LIMITED**  
**STATEMENT OF PROFIT AND LOSS FOR THE YEAR ENDED 31 MARCH 2018**  
(Amount in Rupees, unless otherwise stated)

Particulars	Notes	31 March 2018	31 March 2017
Revenue		-	-
Total Income		-	-
<b>EXPENSES</b>			
Finance costs	11	89	115
Other expenses	12	9,168	7,006
Total Expenses		9,257	7,121
Profit/(Loss) before tax		(9,257)	(7,121)
<b>Tax expense:</b>			
Current tax		-	-
Profit/(Loss) for the year		(9,257)	(7,121)
Other comprehensive income		-	-
Total other comprehensive income for the year, net of tax		-	-
Total comprehensive income/(loss) for the year, net of tax		(9,257)	(7,121)
<b>Earnings per equity share:</b>	13		
(1) Basic		(0.93)	(0.71)
(2) Diluted		(0.93)	(0.71)


Summary of significant accounting policies 3

The accompanying notes are an integral part of the financial statements.

As per our report of even date

For Rajeev & Ajay  
Firm registration No : 009977N  
Chartered Accountants

Ajay Sachdeva  
Partner  
Membership No. : 084302



For and on behalf of the Board of Directors of  
**JEMMY PROPBUILD PRIVATE LIMITED**

Alok Singh Kushwah  
Director  
DIN-08129143

Assem Kalia  
Director  
DIN-03048820

Place : New Delhi  
Date : 9 May 2018

**JERKIN PROPBUILD PRIVATE LIMITED**  
**BALANCE SHEET AS AT 31 MARCH 2018**  
(Amount in Rupees, unless otherwise stated)

	Notes	As at 31 March 2018	As at 31 March 2017
<b>ASSETS</b>			
<b>Current assets</b>			
Inventories	4	6,999,655	7,062,724
<b>Financial assets</b>			
Cash and cash equivalents	5	18,821	12,809
Other financial assets	6	4,305,071	4,305,071
<b>Total Assets</b>		<b>11,323,547</b>	<b>11,380,604</b>
<b>EQUITY AND LIABILITIES</b>			
<b>Equity</b>			
Equity share capital	7	100,000	100,000
Other equity	8		
Retained Earnings		(146,527)	(137,270)
<b>Total equity</b>		<b>(46,527)</b>	<b>(37,270)</b>
<b>LIABILITIES</b>			
<b>Current liabilities</b>			
<b>Financial liabilities</b>			
Trade payables	9	5,310	5,750
Other current liabilities	10	11,364,764	11,412,124
<b>Total liabilities</b>		<b>11,370,074</b>	<b>11,417,874</b>
<b>Total Equity and Liabilities</b>		<b>11,323,547</b>	<b>11,380,604</b>
Summary of significant accounting policies	3		

The accompanying notes are an integral part of the financial statements.

As per our report of even date

For Rajeev & Ajay  
Firm registration No. 009977N  
Chartered Accountants

Ajay Sachdeva  
Partner  
Membership No. 1084302

Place : New Delhi  
Date : 9 May 2018

For and on behalf of the Board of Directors of  
**JERKIN PROPBUILD PRIVATE LIMITED**

Rakesh Rockwell  
Director  
DIN-07119340

Sunil Kumar Bansal  
Director  
DIN- 07897727

**JERKIN PROPBUILD PRIVATE LIMITED**  
**STATEMENT OF PROFIT AND LOSS FOR THE YEAR ENDED 31 MARCH 2018**  
(Amount in Rupees, unless otherwise stated)

Particulars	Notes	31 March 2018	31 March 2017
Other income	11	-	600
<b>Total Income</b>		<b>-</b>	<b>600</b>
<b>EXPENSES</b>			
Finance costs	12	89	115
Other expenses	13	9,168	6,903
<b>Total Expenses</b>		<b>9,257</b>	<b>7,018</b>
<b>Profit/(Loss) before tax</b>		<b>(9,257)</b>	<b>(6,418)</b>
Tax expense:			
Current tax		-	-
<b>Profit/(Loss) for the year</b>		<b>(9,257)</b>	<b>(6,418)</b>
Other comprehensive income		-	-
<b>Total other comprehensive income for the year, net of tax</b>		<b>-</b>	<b>-</b>
<b>Total comprehensive income/(loss) for the year, net of tax</b>		<b>(9,257)</b>	<b>(6,418)</b>
<b>Earnings per equity share:</b>	14		
(1) Basic		(0.93)	(0.64)
(2) Diluted		(0.93)	(0.64)

Summary of significant accounting policies

3

The accompanying notes are an integral part of the financial statements.

As per our report of even date

For Rajeev & Ajay  
Firm registration No: 009977N  
Chartered Accountants  
  
Ajay Sachdeva  
Partner  
Membership No. - 084302

For and on behalf of the Board of Directors of  
**JERKIN PROPBUILD PRIVATE LIMITED**

  
Rakesh Rockwell  
Director  
DIN-07119340

  
Sunil Kumar Bansal  
Director  
DIN- 07897727

Place : New Delhi  
Date : 9 May 2018

**JETTY PROPBUILD PRIVATE LIMITED**  
**BALANCE SHEET AS AT 31 MARCH 2018**  
(Amount in Rupees, unless otherwise stated)

	Notes	As at 31 March 2018	As at 31 March 2017
<b>ASSETS</b>			
<b>Current assets</b>			
Inventories	4	74,671,594	74,671,594
Financial assets			
Cash and cash equivalents	5	18,970	12,959
<b>Total Assets</b>		<b>74,690,564</b>	<b>74,684,553</b>
<b>EQUITY AND LIABILITIES</b>			
<b>Equity</b>			
Equity share capital	6	100,000	100,000
Other equity	7		
Retained Earnings		(268,288)	(259,031)
<b>Total equity</b>		<b>(168,288)</b>	<b>(159,031)</b>
<b>LIABILITIES</b>			
<b>Current liabilities</b>			
Financial liabilities			
Trade payables	8	5,310	5,750
Other current liabilities	9	74,853,542	74,837,834
<b>Total liabilities</b>		<b>74,858,852</b>	<b>74,843,584</b>
<b>Total Equity and Liabilities</b>		<b>74,690,564</b>	<b>74,684,553</b>

Summary of significant accounting policies

3

The accompanying notes are an integral part of the financial statements.

As per our report of even date

For Rajeev & Ajay  
Firm registration No : 009977N  
Chartered Accountants

Ajay Sachdeva  
Partner  
Membership No. : 084302

For and on behalf of the Board of Directors of  
**JETTY PROPBUILD PRIVATE LIMITED**



Rakesh Rockwell  
Director  
DIN-07119340



Sunil Kumar Bansal  
Director  
DIN- 07897727

Place : New Delhi  
Date : 9 May 2018

**JETTY PROPBUILD PRIVATE LIMITED**  
**STATEMENT OF PROFIT AND LOSS FOR THE YEAR ENDED 31 MARCH 2018**  
(Amount in Rupees, unless otherwise stated)

Particulars	Notes	31 March 2018	31 March 2017
Revenue		-	-
Total Income		-	-
<b>EXPENSES</b>			
Finance costs	10	89	115
Other expenses	11	9,168	6,699
Total Expenses		9,257	6,814
Profit/(Loss) before tax		(9,257)	(6,814)
Tax expense:			
Current tax		-	-
Profit/(Loss) for the year		(9,257)	(6,814)
Other comprehensive income		-	-
Total other comprehensive income for the year, net of tax		-	-
Total comprehensive income/(loss) for the year, net of tax		(9,257)	(6,814)
Earnings per equity share:	12		
(1) Basic		(0.93)	(0.68)
(2) Diluted		(0.93)	(0.68)

Summary of significant accounting policies 3

The accompanying notes are an integral part of the financial statements.

As per our report of even date

For Rajeev & Ajay  
Firm registration No : 009977N  
Chartered Accountants

  
Ajay Sachdeva  
Partner  
Membership No. : 084302

For and on behalf of the Board of Directors of  
**JETTY PROPBUILD PRIVATE LIMITED**



Rakesh Rockwell  
Director  
DIN-07119340



Sunil Kumar Bansal  
Director  
DIN- 07897727

Place : New Delhi  
Date : 9 May 2018




**JIG PROPBUILD PRIVATE LIMITED**  
**BALANCE SHEET AS AT 31 MARCH 2018**  
(Amount in Rupees, unless otherwise stated)

	Notes	As at 31 March 2018	As at 31 March 2017
<b>ASSETS</b>			
<b>Current assets</b>			
Inventories	4	3,036,451	3,036,451
Financial assets			
Cash and cash equivalents	5	18,524	13,512
<b>Total Assets</b>		<b>3,054,975</b>	<b>3,049,963</b>
<b>EQUITY AND LIABILITIES</b>			
<b>Equity</b>			
Equity share capital	6	100,000	100,000
Other equity	7		
Retained Earnings		(261,625)	(253,615)
<b>Total equity</b>		<b>(161,625)</b>	<b>(153,615)</b>
<b>LIABILITIES</b>			
<b>Current liabilities</b>			
Financial liabilities			
Trade payables	8	5,310	5,750
Other current liabilities	9	3,211,290	3,197,828
<b>Total liabilities</b>		<b>3,216,600</b>	<b>3,203,578</b>
<b>Total Equity and Liabilities</b>		<b>3,054,975</b>	<b>3,049,963</b>
Summary of significant accounting policies	3		

The accompanying notes are an integral part of the financial statements.

As per our report of even date

For Rajeev & Ajay  
Firm registration No.: 009977N  
Chartered Accountants

  
Ajay Sachdeva  
Partner  
Membership No. : 084302

Place : New Delhi  
Date : 9 May 2018

For and on behalf of the Board of Directors of  
**JIG PROPBUILD PRIVATE LIMITED**

  
Gaurav Garg  
Director  
DIN-07119234

  
Sunil Kumar Bansal  
Director  
DIN- 07897727

**JIG PROPBUILD PRIVATE LIMITED**  
**STATEMENT OF PROFIT AND LOSS FOR THE YEAR ENDED 31 MARCH 2018**  
(Amount in Rupees, unless otherwise stated)

Particulars	Notes	31 March 2018	31 March 2017
Revenue		-	-
<b>Total Income</b>		-	-
<b>EXPENSES</b>			
Finance costs	10	89	1,483
Other expenses	11	7,921	6,801
<b>Total Expenses</b>		<b>8,010</b>	<b>8,284</b>
<b>Profit/(Loss) before tax</b>		<b>(8,010)</b>	<b>(8,284)</b>
<b>Tax expense:</b>			
Current tax		-	-
<b>Profit/(Loss) for the year</b>		<b>(8,010)</b>	<b>(8,284)</b>
Other comprehensive income		-	-
<b>Total other comprehensive income for the year, net of tax</b>		<b>-</b>	<b>-</b>
<b>Total comprehensive income/(loss) for the year, net of tax</b>		<b>(8,010)</b>	<b>(8,284)</b>
<b>Earnings per equity share:</b>	12		
(1) Basic		(0.80)	(0.83)
(2) Diluted		(0.80)	(0.83)


Summary of significant accounting policies

3

The accompanying notes are an integral part of the financial statements.


As per our report of even date

For Rajeev & Ajay  
Firm registration No : 009977N  
Chartered Accountants



Ajay Sachdeva  
Partner  
Membership No. : 084302

For and on behalf of the Board of Directors of  
**JIG PROPBUILD PRIVATE LIMITED**

  
Gaurav Garg  
Director  
DIN-07119234
  
Sunil Kumar Bansal  
Director  
DIN- 07897727

Place : New Delhi  
Date : 9 May 2018

**JIVE PROPBUILD PRIVATE LIMITED**  
**BALANCE SHEET AS AT 31 MARCH 2018**  
(Amount in Rupees, unless otherwise stated)

	Notes	As at 31 March 2018	As at 31 March 2017
<b>ASSETS</b>			
<b>Current assets</b>			
Inventories	4	108,027	108,027
Financial assets			
Cash and cash equivalents	5	18,729	13,717
Other current assets	6	-	30,591
<b>Total Assets</b>		<b>126,756</b>	<b>152,335</b>
<b>EQUITY AND LIABILITIES</b>			
<b>Equity</b>			
Equity share capital	7	100,000	100,000
Other equity	8		
Retained Earnings		(259,987)	(221,698)
<b>Total equity</b>		<b>(159,987)</b>	<b>(121,698)</b>
<b>LIABILITIES</b>			
<b>Current liabilities</b>			
Financial liabilities			
Trade payables	9	5,310	5,749
Other current liabilities	10	281,433	268,284
<b>Total liabilities</b>		<b>286,743</b>	<b>274,033</b>
<b>Total Equity and Liabilities</b>		<b>126,756</b>	<b>152,335</b>
<b>Summary of significant accounting policies</b>	3		

The accompanying notes are an integral part of the financial statements.

As per our report of even date

For Rajeev & Ajay  
Firm registration No : 009977N  
Chartered Accountants

Ajay Sachdeva  
Partner  
Membership No. : 084302



For and on behalf of the Board of Directors of  
**JIVE PROPBUILD PRIVATE LIMITED**

Gaurav Garg  
Director  
DIN-07119234

V. Radha Krishna  
Director  
DIN- 05268278

Place : New Delhi  
Date : 9 May 2018

**JIVE PROPBUILD PRIVATE LIMITED**  
**STATEMENT OF PROFIT AND LOSS FOR THE YEAR ENDED 31 MARCH 2018**  
(Amount in Rupees, unless otherwise stated)

Particulars	Notes	31 March 2018	31 March 2017
Revenue		-	-
<b>Total Income (I)</b>		-	-
<b>EXPENSES</b>			
Finance costs	11	89	1,483
Other expenses	12	38,200	6,699
<b>Total Expenses (II)</b>		38,289	8,182
<b>Profit/(Loss) before tax from continuing operations (I-II)</b>		(38,289)	(8,182)
<b>Tax expense:</b>			
Current Tax		-	-
<b>Profit/(Loss) for the year from continuing operations</b>		(38,289)	(8,182)
<b>Other Comprehensive Income</b>		-	-
<b>Total other comprehensive income for the year, net of tax</b>		-	-
<b>Total comprehensive income/(loss) for the year, net of tax</b>		(38,289)	(8,182)
Earnings per equity share (computed on the basis of profit/(loss) for the year):	13		
(1) Basic		(3.83)	(0.82)
(2) Diluted		(3.83)	(0.82)
<b>Summary of significant accounting policies</b>	3		

The accompanying notes are an integral part of the financial statements.

As per our report of even date

For Rajeev & Ajay  
Firm registration No : 009977N  
Chartered Accountants

Ajay Sachdeva  
Partner  
Membership No. : 084302



For and on behalf of the Board of Directors of  
**JIVE PROPBUILD PRIVATE LIMITED**

Gaurav Garg  
Director  
DIN-07119234

V. Radha Krishna  
Vazhakkate Radha Krishna  
Director  
DIN- 05268278

Place : New Delhi  
Date : 9 May 2018

**JUHI PROMOTERS PRIVATE LIMITED**  
**BALANCE SHEET AS AT 31 MARCH 2018**  
(Amount in Rupees, unless otherwise stated)

	Notes	As at 31 March 2018	As at 31 March 2017
<b>ASSETS</b>			
<b>Current assets</b>			
Inventories	4	-	10,305,918
<b>Financial assets</b>			
Cash and cash equivalents	5	20,139	12,015
Other financial assets	6	65,508,498	71,303,577
Other current assets	7	-	-
<b>Total Assets</b>		<b>65,528,637</b>	<b>81,621,510</b>
<b>EQUITY AND LIABILITIES</b>			
<b>Equity</b>			
Equity share capital	8	100,000	100,000
Other equity	9		
Retained earnings		1,042,448	1,052,835
<b>Total equity</b>		<b>1,142,448</b>	<b>1,152,835</b>
<b>LIABILITIES</b>			
<b>Current liabilities</b>			
<b>Financial liabilities</b>			
Trade payables	10	31,045,375	31,045,813
Other financial liabilities	11	853,079	1,010,030
Other current liabilities	12	32,479,780	48,392,131
Provisions	13	7,955	20,701
<b>Total liabilities</b>		<b>64,386,189</b>	<b>80,468,675</b>
<b>Total Equity and Liabilities</b>		<b>65,528,637</b>	<b>81,621,510</b>

Summary of significant accounting policies 3

The accompanying notes are an integral part of the financial statements.

As per our report of even date

For MNV & CO.  
Firm Reg. No.: 023682N  
Chartered Accountants

Vikrant Suri  
Partner  
Membership No.: 505887



For and on behalf of the Board of Directors of  
**JUHI PROMOTERS PRIVATE LIMITED**

Mukesh Kumar Gupta  
Director  
DIN-02354428

Korada Bhavaniprasad  
Director  
DIN-08129240

Place : New Delhi  
Date : 09-May-2018

**JUHI PROMOTERS PRIVATE LIMITED**

**STATEMENT OF PROFIT AND LOSS FOR THE YEAR ENDED 31 MARCH 2018**

(Amount in Rupees, unless otherwise stated)

Particulars	Notes	31 March 2018	31 March 2017
Other Income	14	-	799,264
<b>Total Income</b>		<b>-</b>	<b>799,264</b>
<b>EXPENSES</b>			
Other expenses	15	8,753	7,415
Finance costs	16	1,634	114
<b>Total Expenses</b>		<b>10,387</b>	<b>7,529</b>
<b>Profit/(Loss) before tax</b>		<b>(10,387)</b>	<b>791,735</b>
<b>Tax expense:</b>			
Current tax		-	20,700
<b>Profit/(Loss) for the year</b>		<b>(10,387)</b>	<b>771,035</b>
Other comprehensive income/(loss)		-	-
<b>Total other comprehensive income/(loss) for the year, net of tax</b>		<b>-</b>	<b>-</b>
<b>Total comprehensive income/(loss) for the year, net of tax</b>		<b>(10,387)</b>	<b>771,035</b>
<b>Earnings per equity share:</b>	17		
(1) Basic		(1.04)	77.10
(2) Diluted		(1.04)	77.10

Summary of significant accounting policies

3

The accompanying notes are an integral part of the financial statements.

As per our report of even date

For MNV & CO.  
Firm Reg. No.: 023682N  
Chartered Accountants

**Vikrant Suri**  
Partner

Membership No.: 505887



For and on behalf of the Board of Directors of  
**JUHI PROMOTERS PRIVATE LIMITED**

*[Signature]*

**Mukesh Kumar Gupta**  
Director  
DIN-02354428

*[Signature]*

**Korada Bhavaniprasad**  
Director  
DIN-08129240

Place : New Delhi

Date : 09-May-2018

**KAMDHENU PROJECTS PRIVATE LIMITED**  
**STANDALONE BALANCE SHEET AS AT 31 MARCH 2018**  
(Amount in Rupees, unless otherwise stated)

	Notes	As at 31 March 2018	As at 31 March 2017
<b>ASSETS</b>			
<b>Non-current assets</b>			
Financial Assets			
Investments	4	600,000	600,000
		<b>600,000</b>	<b>600,000</b>
<b>Current assets</b>			
Inventories	5	706,551,190	707,813,810
Financial assets			
Cash and cash equivalents	6	22,507	11,925
Other financial assets	7	81,655,666	319,326,778
Other current assets	8	21,067,609	6,145,501
		<b>809,296,972</b>	<b>1,033,298,014</b>
<b>Total Assets</b>		<b>809,896,972</b>	<b>1,033,898,014</b>
<b>EQUITY AND LIABILITIES</b>			
<b>Equity</b>			
Equity share capital	9	100,000	100,000
Other equity	10	(53,583,224)	(53,571,519)
<b>Total equity</b>		<b>(53,483,224)</b>	<b>(53,471,519)</b>
<b>LIABILITIES</b>			
<b>Current liabilities</b>			
Financial liabilities			
Trade payables	11	5,310	11,500
Other current liabilities	12	863,374,886	1,087,358,033
<b>Total liabilities</b>		<b>863,380,196</b>	<b>1,087,369,533</b>
<b>Total Equity and Liabilities</b>		<b>809,896,972</b>	<b>1,033,898,014</b>

Summary of significant accounting policies

3

The accompanying notes are an integral part of the financial statements.

As per our report of even date

For MNV & CO.

Firm Reg. No.: 023682M

Chartered Accountants

Vikrant Suri

Partner

Membership No.: 505887



For and on behalf of the Board of Directors of  
**KAMDHENU PROJECTS PRIVATE LIMITED**

Gaurav Garg

Director

DIN-07119234

Lalan Prasad Singh

Director

DIN-08129091

Place : New Delhi

Date : 9-May-2018

**KAMDHENU PROJECTS PRIVATE LIMITED**  
**STANDALONE STATEMENT OF PROFIT AND LOSS FOR THE YEAR ENDED 31 MARCH 2018**  
(Amount in Rupees, unless otherwise stated)

Particulars	Notes	31 March 2018	31 March 2017
Revenue		-	-
<b>Total Income</b>		-	-
<b>EXPENSES</b>			
Other expenses	13	11,455	9,080
Finance costs	14	250	265
<b>Total Expenses</b>		<b>11,705</b>	<b>9,345</b>
<b>Profit/(Loss) before tax</b>		<b>(11,705)</b>	<b>(9,345)</b>
<b>Tax expense:</b>			
Current tax		-	-
<b>Profit/(Loss) for the year</b>		<b>(11,705)</b>	<b>(9,345)</b>
Other comprehensive income		-	-
<b>Total other comprehensive income for the year, net of tax</b>		-	-
<b>Total comprehensive income/(loss) for the year, net of tax</b>		<b>(11,705)</b>	<b>(9,345)</b>
<b>Earnings per equity share:</b>	15		
(1) Basic		(1.17)	(0.93)
(2) Diluted		(1.17)	(0.93)

Summary of significant accounting policies 3

The accompanying notes are an integral part of the financial statements.

As per our report of even date

For MNV & CO.  
Firm Reg. No.: 023682N  
Chartered Accountants

**Vikrant Suri**  
Partner  
Membership No.: 505887



For and on behalf of the Board of Directors of  
**KAMDHENU PROJECTS PRIVATE LIMITED**

**Gaurav Garg**  
Director  
DIN-07119234

**Lalan Prasad Singh**  
Director  
DIN-08129091

Place : New Delhi  
Date : 9-May-2018



**KARTIKAY BUILDWELL PRIVATE LIMITED**  
**BALANCE SHEET AS AT 31 MARCH 2018**  
(Amount in Rupees, unless otherwise stated)

	Notes	As at 31 March 2018	As at 31 March 2017
<b>ASSETS</b>			
<b>Non-current assets</b>			
Property, plant and equipment	4	-	-
<b>Current assets</b>			
<b>Financial assets</b>			
Cash and cash equivalents	5	19,691	23,993
Other current assets	6	-	-
<b>Total assets</b>		<b>19,691</b>	<b>23,993</b>
<b>EQUITY AND LIABILITIES</b>			
<b>Equity</b>			
Equity share capital	7	100,000	100,000
Other equity	8		
Retained Earnings		(28,734,375)	(28,867,264)
<b>Total equity</b>		<b>(28,634,375)</b>	<b>(28,767,264)</b>
<b>LIABILITIES</b>			
<b>Current liabilities</b>			
<b>Financial liabilities</b>			
Trade payables	9	14,490	20,630
Other current liabilities	10	28,593,490	28,770,627
Provisions	11	46,086	-
<b>Total liabilities</b>		<b>28,654,066</b>	<b>28,791,257</b>
<b>Total equity and liabilities</b>		<b>19,691</b>	<b>23,993</b>

Summary of significant accounting policies

3

The accompanying notes are an integral part of the financial statements.

As per our report of even date

For MNV & CO.

Firm Reg. No.: 023682N

Chartered Accountants

Vikrant Suri

Partner

Membership No.: 505887



For and on behalf of the Board of Directors of

**KARTIKAY BUILDWELL PRIVATE LIMITED**

Chandra Shekher Joshi

Director

DIN- 07099624

Kamal Malik

Director

DIN- 08129137

Place : New Delhi

Date : 9-May-2018


**KARTIKAY BUILDWELL PRIVATE LIMITED**  
**STATEMENT OF PROFIT AND LOSS FOR THE YEAR ENDED 31 MARCH 2018**  
(Amount in Rupees, unless otherwise stated)

Particulars	Notes	31 March 2018	31 March 2017
Other income	12	190,000	-
<b>Total income</b>		<b>190,000</b>	<b>-</b>
<b>EXPENSES</b>			
Finance costs	13	90	86
Other expenses	14	10,935	7,006
<b>Total Expenses</b>		<b>11,025</b>	<b>7,092</b>
<b>Profit/(Loss) before tax</b>		<b>178,975</b>	<b>(7,092)</b>
<b>Tax expense:</b>			
Current tax		46,086	-
<b>Profit/(Loss) for the year from operations</b>		<b>132,889</b>	<b>(7,092)</b>
Other comprehensive income		-	-
<b>Total other comprehensive income for the year, net of tax</b>		<b>-</b>	<b>-</b>
<b>Total comprehensive income/(loss) for the year, net of tax</b>		<b>132,889</b>	<b>(7,092)</b>
Earnings per equity share:	15		
(1) Basic		13.29	(0.71)
(2) Diluted		13.29	(0.71)
Summary of significant accounting policies	3		

The accompanying notes are an integral part of the financial statements.


As per our report of even date

For MNV & CO.  
Firm Reg. No.: 023682N  
Chartered Accountants



Vikrant Suri  
Partner  
Membership No.: 505887

For and on behalf of the Board of Directors of  
**KARTIKAY BUILDWELL PRIVATE LIMITED**

  
Chandra Shekher Joshi  
Director  
DIN- 07099624

  
Kamal Malik  
Director  
DIN- 08129137

Place : New Delhi  
Date : 9-May-2018


**KAYAK PROPBUILD PRIVATE LIMITED**  
**BALANCE SHEET AS AT 31 MARCH 2018**  
(Amount in Rupees, unless otherwise stated)

	Notes	As at 31 March 2018	As at 31 March 2017
<b>ASSETS</b>			
<b>Current assets</b>			
Inventories	4	7,251,809	7,251,809
Financial assets			
Cash and cash equivalents	5	18,540	15,528
<b>Total Assets</b>		<b>7,270,349</b>	<b>7,267,337</b>
<b>EQUITY AND LIABILITIES</b>			
<b>Equity</b>			
Equity share capital	6	100,000	100,000
Other equity	7		
Retained Earnings		(262,151)	(254,765)
<b>Total equity</b>		<b>(162,151)</b>	<b>(154,765)</b>
<b>LIABILITIES</b>			
<b>Current liabilities</b>			
Financial liabilities			
Trade payables	8	5,310	5,749
Other current liabilities	9	7,427,190	7,416,353
<b>Total liabilities</b>		<b>7,432,500</b>	<b>7,422,102</b>
<b>Total Equity and Liabilities</b>		<b>7,270,349</b>	<b>7,267,337</b>
<b>Summary of significant accounting policies</b>	3		

The accompanying notes are an integral part of the financial statements.

As per our report of even date

For Rajeev & Ajay  
Firm registration No : 009977N  
Chartered Accountants



Ajay Sachdeva  
Partner  
Membership No. : 084302

For and on behalf of the Board of Directors of  
KAYAK PROPBUILD PRIVATE LIMITED

Gaurav Garg  
Director  
DIN-07119234

Jairaj Vikas Verma  
Director  
DIN-07560019

Place : New Delhi  
Date : 9 May 2018

**KAYAK PROPBUILD PRIVATE LIMITED**  
**STATEMENT OF PROFIT AND LOSS FOR THE YEAR ENDED 31 MARCH 2018**  
(Amount in Rupees, unless otherwise stated)

Particulars	Notes	31 March 2018	31 March 2017
Revenue		-	-
Total Income (I)		-	-
<b>EXPENSES</b>			
Finance costs	10	89	86
Other expenses	11	7,297	8,235
Total Expenses (II)		7,386	8,321
Profit/(Loss) before tax from continuing operations (I-II)		(7,386)	(8,321)
Tax expense:			
Current Tax		-	-
Profit/(Loss) for the year from continuing operations		(7,386)	(8,321)
Other Comprehensive Income		-	-
Total other comprehensive income for the year, net of tax		-	-
Total comprehensive income/(loss) for the year, net of tax		(7,386)	(8,321)
Earnings per equity share (computed on the basis of profit/(loss) for the year):	12		
(1) Basic		(0.74)	(0.83)
(2) Diluted		(0.74)	(0.83)
Summary of significant accounting policies	3		

The accompanying notes are an integral part of the financial statements.

As per our report of even date

For Rajeev & Ajay  
Firm registration No : 009977N  
Chartered Accountants  
  
Ajay Sachdeva  
Partner  
Membership No. : 084302

For and on behalf of the Board of Directors of  
**KAYAK PROPBUILD PRIVATE LIMITED**

Gaurav Garg  
Director  
DIN-07119234

Jairaj Vikas Verma  
Director  
DIN-07560019

Place : New Delhi  
Date : 9 May 2018

**KEDGE PROPBUILD PRIVATE LIMITED**  
**BALANCE SHEET AS AT 31 MARCH 2018**  
(Amount in Rupees, unless otherwise stated)

	Notes	As at 31 March 2018	As at 31 March 2017
<b>ASSETS</b>			
<b>Current assets</b>			
Inventories	4	312,715,554	312,715,554
Financial assets			
Cash and cash equivalents	5	18,098	10,087
<b>Total Assets</b>		<b>312,733,652</b>	<b>312,725,641</b>
<b>EQUITY AND LIABILITIES</b>			
<b>Equity</b>			
Equity share capital	6	100,000	100,000
Other equity	7		
Retained Earnings		403,386	412,019
<b>Total equity</b>		<b>503,386</b>	<b>512,019</b>
<b>LIABILITIES</b>			
<b>Current liabilities</b>			
Financial liabilities			
Trade payables	8	5,310	5,750
Other current liabilities	9	312,224,956	312,207,872
<b>Total liabilities</b>		<b>312,230,266</b>	<b>312,213,622</b>
<b>Total Equity and Liabilities</b>		<b>312,733,652</b>	<b>312,725,641</b>
<b>Summary of significant accounting policies</b>	3		

The accompanying notes are an integral part of the financial statements.

As per our report of even date

For Rajeev & Ajay  
Firm registration No.: 809977N  
Chartered Accountants

Ajay Sachdeva  
Partner  
Membership No. : 084302



For and on behalf of the Board of Directors of  
KEDGE PROPBUILD PRIVATE LIMITED

Gaurav Garg  
Director  
DIN-07119234

Jairaj Vikas Verma  
Director  
DIN-07560019

Place : New Delhi  
Date : 9 May 2018

**KEDGE PROPBUILD PRIVATE LIMITED**  
**STATEMENT OF PROFIT AND LOSS FOR THE YEAR ENDED 31 MARCH 2018**  
(Amount in Rupees, unless otherwise stated)

Particulars	Notes	31 March 2018	31 March 2017
Revenue		-	-
Total Income (I)		-	-
<b>EXPENSES</b>			
Finance costs	10	89	115
Other expenses	11	8,544	8,646
Total Expenses (II)		8,633	8,761
Profit/(Loss) before tax from continuing operations (I-II)		(8,633)	(8,761)
Tax expense:B81		-	-
Current Tax		-	-
Profit/(Loss) for the year from continuing operations		(8,633)	(8,761)
Other Comprehensive Income		-	-
Total other comprehensive income for the year, net of tax		-	-
Total comprehensive income/(loss) for the year, net of tax		(8,633)	(8,761)
Earnings per equity share (computed on the basis of profit/(loss) for the year):	12		
(1) Basic		(0.86)	(0.88)
(2) Diluted		(0.86)	(0.88)

Summary of significant accounting policies 3

The accompanying notes are an integral part of the financial statements.

As per our report of even date

For Rajeev & Ajay  
Firm registration No : 009977N  
Chartered Accountants



Ajay Sachdeva  
Partner  
Membership No. : 084302

For and on behalf of the Board of Directors of  
KEDGE PROPBUILD PRIVATE LIMITED

Gaurav Garg  
Director  
DIN-07119234

Jairaj Vikas Verma  
Director  
DIN-07560019

Place : New Delhi  
Date : 9 May 2018

**KESTREL PROPBUILD PRIVATE LIMITED**  
**BALANCE SHEET AS AT 31 MARCH 2018**  
(Amount in Rupees, unless otherwise stated)

	Notes	As at 31 March 2018	As at 31 March 2017
<b>ASSETS</b>			
<b>Current assets</b>			
Inventories	4	12,948,606	12,948,606
Financial assets			
Cash and cash equivalents	5	17,712	110,012
Other financial assets	6	2,528,871	2,528,871
<b>Total Assets</b>		<b>15,495,189</b>	<b>15,587,489</b>
<b>EQUITY AND LIABILITIES</b>			
<b>Equity</b>			
Equity share capital	7	100,000	100,000
Other equity	8		
Retained earnings		(216,817)	(208,185)
<b>Total equity</b>		<b>(116,817)</b>	<b>(108,185)</b>
<b>LIABILITIES</b>			
<b>Current liabilities</b>			
Financial liabilities			
Trade payables	9	5,310	5,750
Other financial liabilities	10	-	100,000
Other current liabilities	11	15,606,696	15,589,924
<b>Total liabilities</b>		<b>15,612,006</b>	<b>15,695,674</b>
<b>Total Equity and Liabilities</b>		<b>15,495,189</b>	<b>15,587,489</b>
<b>Summary of significant accounting policies</b>	3		

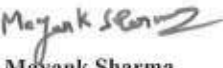
The accompanying notes are an integral part of the financial statements.

As per our report of even date

For Rajeev & Ajay  
Firm registration No : 009977N  
Chartered Accountants

  
Ajay Sachdeva  
Partner  
Membership No. : 084302

For and on behalf of the Board of Directors of  
KESTREL PROPBUILD PRIVATE LIMITED

  
Mayank Sharma  
Director  
DIN-08129100

  
Amit Dhall  
Director  
DIN-07257270

Place : New Delhi  
Date : 9 May 2018


**KESTREL PROPBUILD PRIVATE LIMITED**  
**STATEMENT OF PROFIT AND LOSS FOR THE YEAR ENDED 31 MARCH 2018**  
(Amount in Rupees, unless otherwise stated)

Particulars	Notes	31 March 2018	31 March 2017
Other income	12	-	500
<b>Total Income (I)</b>		<b>-</b>	<b>500</b>
<b>EXPENSES</b>			
Finance costs	13	89	115
Other expenses	14	8,544	7,314
<b>Total Expenses (II)</b>		<b>8,633</b>	<b>7,429</b>
<b>Profit/(Loss) before tax from continuing operations (I-II)</b>		<b>(8,633)</b>	<b>(6,929)</b>
<b>Tax expense:</b>			
Current Tax		-	-
<b>Profit/(Loss) for the year from continuing operations</b>		<b>(8,633)</b>	<b>(6,929)</b>
<b>Other Comprehensive Income</b>		<b>-</b>	<b>-</b>
<b>Total other comprehensive income for the year, net of tax</b>		<b>-</b>	<b>-</b>
<b>Total comprehensive income/(loss) for the year, net of tax</b>		<b>(8,633)</b>	<b>(6,929)</b>
Earnings per equity share (computed on the basis of profit/(loss) for the year):	15		
(1) Basic		(0.86)	(0.69)
(2) Diluted		(0.86)	(0.69)

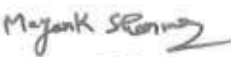
**Summary of significant accounting policies** 3

The accompanying notes are an integral part of the financial statements.

As per our report of even date

For Rajeev & Ajay  
Firm registration No : 009977N  
Chartered Accountants  
  
Ajay Sachdeva  
Partner  
Membership No. : 084302

For and on behalf of the Board of Directors of  
**KESTREL PROPBUILD PRIVATE LIMITED**

  
Mayank Sharma  
Director  
DIN-08129100

  
Amit Dhall  
Director  
DIN-07257270

Place : New Delhi  
Date : 9 May 2018



**KISMET PROPBUILD PRIVATE LIMITED**  
**BALANCE SHEET AS AT 31 MARCH 2018**  
(Amount in Rupees, unless otherwise stated)

	Notes	As at 31 March 2018	As at 31 March 2017
<b>ASSETS</b>			
<b>Current assets</b>			
Inventories	4	169,011,829	169,011,829
Financial assets			
Cash and cash equivalents	5	18,556	8,856
Other current assets	6	216,794,803	216,794,803
<b>Total Assets</b>		<b>385,825,188</b>	<b>385,815,488</b>
<b>EQUITY AND LIABILITIES</b>			
<b>Equity</b>			
Equity share capital	7	100,000	100,000
Other equity	8		
Retained earnings		(465,623)	(460,736)
<b>Total equity</b>		<b>(365,623)</b>	<b>(360,736)</b>
<b>LIABILITIES</b>			
<b>Current liabilities</b>			
Financial liabilities			
Trade payables	9	5,310	11,368
Other current liabilities	10	386,185,500	386,164,856
<b>Total liabilities</b>		<b>386,190,810</b>	<b>386,176,224</b>
<b>Total Equity and Liabilities</b>		<b>385,825,188</b>	<b>385,815,488</b>
<b>Summary of significant accounting policies</b>	3		

The accompanying notes are an integral part of the financial statements.

As per our report of even date

For Rajeev & Ajay  
Firm registration No : 009977N  
Chartered Accountants

Ajay Sachdeva  
Partner  
Membership No. : 084302

For and on behalf of the Board of Directors of  
KISMET PROPBUILD PRIVATE LIMITED

Kamal Malik  
Director  
DIN- 08129137

Ajay Kumar  
Director  
DIN-08028800

Place : New Delhi  
Date : 9 May 2018

**KISMET PROPBUILD PRIVATE LIMITED**  
**STATEMENT OF PROFIT AND LOSS FOR THE YEAR ENDED 31 MARCH 2018**  
(Amount in Rupees, unless otherwise stated)

Particulars	Notes	31 March 2018	31 March 2017
Other income	11	5,618	-
<b>Total Income (I)</b>		<b>5,618</b>	<b>-</b>
<b>EXPENSES</b>			
Finance costs	12	89	115
Other expenses	13	10,416	7,620
<b>Total Expenses (II)</b>		<b>10,504</b>	<b>7,735</b>
<b>Profit/(Loss) before tax from continuing operations (I-II)</b>		<b>(4,886)</b>	<b>(7,735)</b>
Tax expense:			
Current Tax		-	-
<b>Profit/(Loss) for the year from continuing operations</b>		<b>(4,886)</b>	<b>(7,735)</b>
<b>Other Comprehensive Income</b>		<b>-</b>	<b>-</b>
<b>Total other comprehensive income for the year, net of tax</b>		<b>-</b>	<b>-</b>
<b>Total comprehensive income/(loss) for the year, net of tax</b>		<b>(4,886)</b>	<b>(7,735)</b>
Earnings per equity share (computed on the basis of profit/(loss) for the year):	14		
(1) Basic		(0.49)	(0.77)
(2) Diluted		(0.49)	(0.77)
<b>Summary of significant accounting policies</b>	<b>3</b>		

The accompanying notes are an integral part of the financial statements.

As per our report of even date

For Rajeev & Ajay  
Firm registration No : 009977N  
Chartered Accountants

Ajay Sachdeva  
Partner  
Membership No. : 084302

For and on behalf of the Board of Directors of  
**KISMET PROPBUILD PRIVATE LIMITED**

Kamal Malik  
Director  
DIN- 08129137

Ajay Kumar  
Director  
DIN-08028800

Place : New Delhi  
Date : 9 May 2018

**KNOLL PROPBUILD PRIVATE LIMITED**  
**BALANCE SHEET AS AT 31 MARCH 2018**  
(Amount in Rupees, unless otherwise stated)

	Notes	As at 31 March 2018	As at 31 March 2017
<b>ASSETS</b>			
<b>Current assets</b>			
Inventories	4	74,984,505	74,984,505
Financial assets			
Cash and cash equivalents	5	18,529	12,830
<b>Total Assets</b>		<b>75,003,034</b>	<b>74,997,335</b>
<b>EQUITY AND LIABILITIES</b>			
<b>Equity</b>			
Equity share capital	6	100,000	100,000
Other equity	7		
Retained earnings		(127,142)	(118,300)
<b>Total equity</b>		<b>(27,142)</b>	<b>(18,300)</b>
<b>LIABILITIES</b>			
<b>Current liabilities</b>			
Financial liabilities			
Trade payables	8	5,311	5,751
Other current liabilities	9	75,024,865	75,009,884
<b>Total liabilities</b>		<b>75,030,176</b>	<b>75,015,635</b>
<b>Total Equity and Liabilities</b>		<b>75,003,034</b>	<b>74,997,335</b>
<b>Summary of significant accounting policies</b>	3		

The accompanying notes are an integral part of the financial statements.

As per our report of even date

For Rajeev & Ajay  
Firm registration No - 009977N  
Chartered Accountants

  
Ajay Sachdeva  
Partner  
Membership No. : 084302

For and on behalf of the Board of Directors of  
KNOLL PROPBUILD PRIVATE LIMITED

  
Ajit Pavithran  
Director  
DIN-07176243

  
Manpreet Singh  
Director  
DIN-01194096

Place : New Delhi  
Date : 9 May 2018

**KNOLL PROPBUILD PRIVATE LIMITED**  
**STATEMENT OF PROFIT AND LOSS FOR THE YEAR ENDED 31 MARCH 2018**  
(Amount in Rupees, unless otherwise stated)

Particulars	Notes	31 March 2018	31 March 2017
Revenue		-	-
Total Income (I)		-	-
<b>EXPENSES</b>			
Finance costs	10	89	115
Other expenses	11	8,753	6,698
Total Expenses (II)		8,842	6,813
Profit/(Loss) before tax from continuing operations (I-II)		(8,842)	(6,813)
Tax expense:			
Current Tax		-	-
Profit/(Loss) for the year from continuing operations		(8,842)	(6,813)
Other Comprehensive Income		-	-
Total other comprehensive income for the year, net of tax		-	-
Total comprehensive income/(loss) for the year, net of tax		(8,842)	(6,813)
Earnings per equity share (computed on the basis of profit/(loss) for the year):	12		
(1) Basic		(0.88)	(0.68)
(2) Diluted		(0.88)	(0.68)

Summary of significant accounting policies 3

The accompanying notes are an integral part of the financial statements.

As per our report of even date

For Rajeev & Ajay  
Firm registration No : 009977N  
Chartered Accountants

Ajay Sachdeva  
Partner  
Membership No : 084302

For and on behalf of the Board of Directors of  
**KNOLL PROPBUILD PRIVATE LIMITED**

Ajit Parithran  
Director  
DIN-07176243

Munpreet Singh  
Director  
DIN-01194096

Place : New Delhi  
Date : 9 May 2018

**KUDOS PROPBUILD PRIVATE LIMITED**  
**BALANCE SHEET AS AT 31 MARCH 2018**  
(Amount in Rupees, unless otherwise stated)

	Notes	As at 31 March 2018	As at 31 March 2017
<b>ASSETS</b>			
<b>Current assets</b>			
Financial assets			
Cash and cash equivalents	4	28,993	25,000
<b>Total Assets</b>		<b>28,993</b>	<b>25,000</b>
<b>EQUITY AND LIABILITIES</b>			
<b>Equity</b>			
Equity share capital	5	100,000	100,000
Other equity	6		
Retained earnings		(178,525)	(152,168)
<b>Total equity</b>		<b>(78,525)</b>	<b>(52,168)</b>
<b>LIABILITIES</b>			
<b>Current liabilities</b>			
Financial liabilities			
Trade payables	7	5,310	12,731
Other current liabilities	8	102,208	64,437
<b>Total liabilities</b>		<b>107,518</b>	<b>77,168</b>
<b>Total Equity and Liabilities</b>		<b>28,993</b>	<b>25,000</b>
Summary of significant accounting policies	3		

The accompanying notes are an integral part of the financial statements.

As per our report of even date

For Rajeev & Ajay  
Firm registration No : 009977N  
Chartered Accountants

*Ajay Sachdeva*

Ajay Sachdeva  
Partner

Membership No. : 084302



For and on behalf of the Board of Directors of  
**KUDOS PROPBUILD PRIVATE LIMITED**

*V. Radha Krishna*

Vazhakkate Radha Krishna  
Director  
DIN-05268278

*[Signature]*

*Ravi Bansal*

Ravi Bansal  
Director  
DIN-06719785

Place : New Delhi  
Date : 9 May 2018

**KUDOS PROPBUILD PRIVATE LIMITED**  
**STATEMENT OF PROFIT AND LOSS FOR THE YEAR ENDED 31 MARCH 2018**  
(Amount in Rupees, unless otherwise stated)

Particulars	Notes	31 March 2018	31 March 2017
Revenue		-	-
<b>Total Income (I)</b>		-	-
<b>EXPENSES</b>			
Finance costs	9	118	-
Other expenses	10	26,239	7,006
<b>Total Expenses (II)</b>		26,357	7,006
<b>Profit/(Loss) before tax from continuing operations (I-II)</b>		(26,357)	(7,006)
<b>Tax expense:</b>			
Current Tax		-	-
<b>Profit/(Loss) for the year from continuing operations</b>		(26,357)	(7,006)
<b>Other Comprehensive Income</b>		-	-
<b>Total other comprehensive income for the year, net of tax</b>		-	-
<b>Total comprehensive income/(loss) for the year, net of tax</b>		(26,357)	(7,006)
Earnings per equity share (computed on the basis of profit/(loss) for the year):	11		
(1) Basic		(2.64)	(0.70)
(2) Diluted		(2.64)	(0.70)
<b>Summary of significant accounting policies</b>	3		

The accompanying notes are an integral part of the financial statements.

As per our report of even date

For Rajeev & Ajay

Firm registration No : 009977N

Chartered Accountants

Ajay Sachdeva

Partner

Membership No. : 084302



For and on behalf of the Board of Directors of  
**KUDOS PROPBUILD PRIVATE LIMITED**

*V. Radha Krishna*

Vazhakkate Radha Krishna

Director

DIN-05268278

*Ravi Bansal*

Ravi Bansal

Director

DIN-06719785

Place : New Delhi

Date : 9 May 2018

**LADLE PROPBUILD PRIVATE LIMITED**  
**BALANCE SHEET AS AT 31 MARCH 2018**  
(Amount in Rupees, unless otherwise stated)

	Notes	As at 31 March 2018	As at 31 March 2017
<b>ASSETS</b>			
<b>Current assets</b>			
Inventories	4	126,713,179	126,713,179
Financial assets			
Cash and cash equivalents	5	18,492	12,822
Other financial assets	6	16,823,222	23,131,931
Other current assets	7	-	945,651
<b>Total Assets</b>		<b>143,554,893</b>	<b>150,803,583</b>
<b>EQUITY AND LIABILITIES</b>			
<b>Equity</b>			
Equity share capital	8	100,000	100,000
Other equity	9		
Retained earnings		(1,216,089)	(198,285)
<b>Total equity</b>		<b>(1,116,089)</b>	<b>(98,285)</b>
<b>LIABILITIES</b>			
<b>Current liabilities</b>			
Financial liabilities			
Trade payables	10	5,309	5,749
Other current liabilities	11	144,663,488	150,896,119
Provisions	12	2,185	-
<b>Total liabilities</b>		<b>144,670,982</b>	<b>150,901,868</b>
<b>Total Equity and Liabilities</b>		<b>143,554,893</b>	<b>150,803,583</b>
<b>Summary of significant accounting policies</b>	3		

The accompanying notes are an integral part of the financial statements.

As per our report of even date

For Rajeev & Ajay  
Firm registration No. : 009972N  
Chartered Accountants

Ajay Sachdeva  
Partner  
Membership No. : 084302



For and on behalf of the Board of Directors of  
LADLE PROPBUILD PRIVATE LIMITED

Ramesh Khulbe  
Director  
DIN-07109071

Manpreet Singh  
Director  
DIN-01194096

Place : New Delhi  
Date : 9 May 2018

**LADLE PROPBUILD PRIVATE LIMITED**  
**STATEMENT OF PROFIT AND LOSS FOR THE YEAR ENDED 31 MARCH 2018**  
(Amount in Rupees, unless otherwise stated)

Particulars	Notes	31 March 2018	31 March 2017
Other income	13	-	197,093
<b>Total Income (I)</b>		<b>-</b>	<b>197,093</b>
<b>EXPENSES</b>			
Finance costs	14	6,708	115
Other expenses	15	1,011,096	6,698
<b>Total Expenses (II)</b>		<b>1,017,804</b>	<b>6,813</b>
<b>Profit/(Loss) before tax from continuing operations (I-II)</b>		<b>(1,017,804)</b>	<b>190,280</b>
Tax expense:			
Current Tax		-	56,900
<b>Profit/(Loss) for the year from continuing operations</b>		<b>(1,017,804)</b>	<b>133,380</b>
<b>Other Comprehensive Income</b>		<b>-</b>	<b>-</b>
<b>Total other comprehensive income for the year, net of tax</b>		<b>-</b>	<b>-</b>
<b>Total comprehensive income/(loss) for the year, net of tax</b>		<b>(1,017,804)</b>	<b>133,380</b>
Earnings per equity share (computed on the basis of profit/(loss) for the year):	16		
(1) Basic		(101.78)	13.34
(2) Diluted		(101.78)	13.34
<b>Summary of significant accounting policies</b>	<b>3</b>		

The accompanying notes are an integral part of the financial statements.

As per our report of even date

For Rajeev & Ajay  
Firm registration No : 009977N  
Chartered Accountants

Ajay Sachdeva  
Partner  
Membership No. : 084302



For and on behalf of the Board of Directors of  
**LADLE PROPBUILD PRIVATE LIMITED**

Ramesh Khulbe  
Director  
DIN-07109071

Manpreet Singh  
Director  
DIN-01194096

Place : New Delhi  
Date : 9 May 2018



**LAVISH PROPBUILD PRIVATE LIMITED**  
**BALANCE SHEET AS AT 31 MARCH 2018**  
(Amount in Rupees, unless otherwise stated)

	Notes	As at 31 March 2018	As at 31 March 2017
<b>ASSETS</b>			
<b>Current assets</b>			
Financial assets			
Cash and cash equivalents	4	17,940	6,240
Other current assets	5	100,000,000	100,000,000
<b>Total Assets</b>		<b>100,017,940</b>	<b>100,006,240</b>
<b>EQUITY AND LIABILITIES</b>			
<b>Equity</b>			
Equity share capital	6	100,000	100,000
Other equity	7		
Retained Earnings		(3,530,645)	(3,521,388)
<b>Total equity</b>		<b>(3,430,645)</b>	<b>(3,421,388)</b>
<b>LIABILITIES</b>			
<b>Current liabilities</b>			
Financial liabilities			
Trade payables	8	5,311	5,750
Other current liabilities	9	103,443,274	103,421,878
<b>Total liabilities</b>		<b>103,448,585</b>	<b>103,427,628</b>
<b>Total Equity and Liabilities</b>		<b>100,017,940</b>	<b>100,006,240</b>
<b>Summary of significant accounting policies</b>	3		

The accompanying notes are an integral part of the financial statements.

As per our report of even date

For Rajeev & Ajay  
Firm registration No. 009977N  
Chartered Accountants

Ajay Sachdeva  
Partner  
Membership No. : 084302

For and on behalf of the Board of Directors of  
LAVISH PROPBUILD PRIVATE LIMITED

Shah Maqbool Alam  
Director  
DIN-06694170

Ajay Kumar  
Director  
DIN-08028800

Place : New Delhi  
Date : 9-May-2018

LAVISH PROPBUILD PRIVATE LIMITED  
STATEMENT OF PROFIT AND LOSS FOR THE YEAR ENDED 31 MARCH 2018  
(Amount in Rupees, unless otherwise stated)


Particulars	Notes	31 March 2018	31 March 2017
Revenue		-	-
Total Income (I)		-	-
<b>EXPENSES</b>			
Finance costs	10	89	582
Other expenses	11	9,168	7,825
Total Expenses (II)		9,257	8,407
Profit/(Loss) before tax from continuing operations (I-II)		(9,257)	(8,407)
Tax expense:			
Current Tax		-	-
Profit/(Loss) for the year from continuing operations		(9,257)	(8,407)
Other Comprehensive Income		-	-
Total other comprehensive income for the year, net of tax		-	-
Total comprehensive income/(loss) for the year, net of tax		(9,257)	(8,407)
Earnings per equity share (computed on the basis of profit/(loss) for the year):	12		
(1) Basic		(0.93)	(0.84)
(2) Diluted		(0.93)	(0.84)
Summary of significant accounting policies	3		

The accompanying notes are an integral part of the financial statements.

As per our report of even date

For Rajeev & Ajay  
Firm registration No : 009977N  
Chartered Accountants  
  
Ajay Sachdeva  
Partner  
Membership No. : 084302

For and on behalf of the Board of Directors of  
LAVISH PROPBUILD PRIVATE LIMITED

  
Shah Maqbool Alam  
Director  
DIN-06694170

  
Ajay Kumar  
Director  
DIN-08028800

Place : New Delhi  
Date : 9-May-2018

**LEGEND BUILDCON PRIVATE LIMITED**  
**BALANCE SHEET AS AT 31 MARCH 2018**  
(Amount in Rupees, unless otherwise stated)

	Notes	As at 31 March 2018	As at 31 March 2017
<b>ASSETS</b>			
<b>Non-current assets</b>			
Financial assets			
Investments	4	95,303,898	95,303,898
		<b>95,303,898</b>	<b>95,303,898</b>
<b>Current assets</b>			
Inventories	5	371,262,069	374,155,472
Financial assets			
Cash and cash equivalents	6	3,604	-
Other financial assets	7	37,729,846	43,005,645
Other current assets	8	22,970	105,390
		<b>504,322,387</b>	<b>512,570,405</b>
<b>TOTAL ASSETS</b>			
<b>EQUITY AND LIABILITIES</b>			
<b>Equity</b>			
Equity share capital	9	100,000	100,000
Other equity	10		
Retained earnings		(7,774,408)	(5,003,068)
<b>Total equity</b>		<b>(7,674,408)</b>	<b>(4,903,068)</b>
<b>LIABILITIES</b>			
<b>Current liabilities</b>			
Financial liabilities			
Trade payables	11	12,434,028	12,180,673
Other financial liabilities	12	-	2,962
Other current liabilities	13	499,562,767	505,289,838
<b>Total liabilities</b>		<b>511,996,795</b>	<b>517,473,473</b>
		<b>504,322,387</b>	<b>512,570,405</b>
<b>TOTAL EQUITY AND LIABILITIES</b>			
<b>Summary of significant accounting policies</b>			
	3		

The accompanying notes are an integral part of the financial statements.

As per our report of even date

For Rajeev & Ajay  
Firm Registration No.: 009977N  
Chartered Accountants  
NEW DELHI  
Ajay Sachdeva  
Partner  
Membership No.: 084302

For and on behalf of the Board of Directors of  
**LEGEND BUILDCON PRIVATE LIMITED**

Manpreet Singh  
Director  
DIN-01194096

Mukesh Kumar Gupta  
Director  
DIN-02354428

Place : New Delhi  
Date : 9 May 2018

**LEGEND BUILDCON PRIVATE LIMITED**  
**STATEMENT OF PROFIT AND LOSS FOR THE YEAR ENDED 31 MARCH 2018**  
(Amount in Rupees, unless otherwise stated)

Particulars	Notes	31 March 2018	31 March 2017
Revenue from operations	14	6,581	-
Other income	15	44,960	611
<b>Total Income (I)</b>		<b>51,541</b>	<b>611</b>
<b>EXPENSES</b>			
Finance costs	16	172	381
Other expenses	17	2,822,709	2,402,092
<b>Total Expenses (II)</b>		<b>2,822,881</b>	<b>2,402,473</b>
<b>Profit/(Loss) before tax from continuing operations (I-II)</b>		<b>(2,771,340)</b>	<b>(2,401,862)</b>
<b>Tax expense:</b>			
Current Tax		-	-
<b>Profit/(Loss) for the year from continuing operations</b>		<b>(2,771,340)</b>	<b>(2,401,862)</b>
<b>Other Comprehensive Income</b>		-	-
<b>Total other comprehensive income for the year, net of tax</b>		-	-
<b>Total comprehensive income/(loss) for the year, net of tax</b>		<b>(2,771,340)</b>	<b>(2,401,862)</b>
Earnings per equity share (computed on the basis of profit/(loss) for the year):	18		
(1) Basic		(277.13)	(240.19)
(2) Diluted		(277.13)	(240.19)

**Summary of significant accounting policies** 3

The accompanying notes are an integral part of the financial statements.

As per our report of even date

For Rajeev & Ajay  
Firm registration No : 009977N  
Chartered Accountants

  
Ajay Sachdeva  
Partner  
Membership No. : 084302

For and on behalf of the Board of Directors of  
**LEGEND BUILDCON PRIVATE LIMITED**

  
Manpreet Singh  
Director  
DIN-01194096

  
Mukesh Kumar Gupta  
Director  
DIN-02354428

Place : New Delhi  
Date : 9 May 2018

LEGEND BUILDWELL PRIVATE LIMITED  
BALANCE SHEET AS AT 31 MARCH 2018  
(Amount in Rupees, unless otherwise stated)

	Notes	As at 31 March 2018	As at 31 March 2017
<b>ASSETS</b>			
<b>Current assets</b>			
Inventories	4	19,626,380	19,626,380
Financial assets			
Cash and cash equivalents	5	18,366	13,667
<b>Total Assets</b>		<b>19,644,746</b>	<b>19,640,047</b>
<b>EQUITY AND LIABILITIES</b>			
<b>Equity</b>			
Equity share capital	6	100,000	100,000
Other equity	7		
Retained earnings		(422,239)	(419,015)
<b>Total equity</b>		<b>(322,239)</b>	<b>(319,015)</b>
<b>LIABILITIES</b>			
<b>Current liabilities</b>			
Financial liabilities			
Trade payables	8	5,310	11,368
Other current liabilities	9	19,961,675	19,947,694
<b>Total liabilities</b>		<b>19,966,985</b>	<b>19,959,062</b>
<b>Total Equity and Liabilities</b>		<b>19,644,746</b>	<b>19,640,047</b>

Summary of significant accounting policies 3


The accompanying notes are an integral part of the financial statements.

As per our report of even date

For Rajeev & Ajay  
Firm registration No : 009977N  
Chartered Accountants  
  
Ajay Sachdeva  
Partner  
Membership No : 084302

For and on behalf of the Board of Directors of  
LEGEND BUILDWELL PRIVATE LIMITED

  
Sunil Kumar Trar  
Director  
DIN-03450022

  
Muspreet Singh  
Director  
DIN-01194096

Place : New Delhi  
Date : 9 May 2018

**LEGEND BUILDWELL PRIVATE LIMITED**  
**STATEMENT OF PROFIT AND LOSS FOR THE YEAR ENDED 31 MARCH 2018**  
(Amount in Rupees, unless otherwise stated)

Particulars	Notes	31 March 2018	31 March 2017
Other income	10	5,618	-
<b>Total Income (I)</b>		<b>5,618</b>	<b>-</b>
<b>EXPENSES</b>			
Finance costs	11	89	86
Other expenses	12	8,753	6,698
<b>Total Expenses (II)</b>		<b>8,842</b>	<b>6,784</b>
<b>Profit/(Loss) before tax from continuing operations (I-II)</b>		<b>(3,224)</b>	<b>(6,784)</b>
Tax expense:			
Current Tax		-	-
<b>Profit/(Loss) for the year from continuing operations</b>		<b>(3,224)</b>	<b>(6,784)</b>
<b>Other Comprehensive Income</b>		<b>-</b>	<b>-</b>
<b>Total other comprehensive income for the year, net of tax</b>		<b>-</b>	<b>-</b>
<b>Total comprehensive income/(loss) for the year, net of tax</b>		<b>(3,224)</b>	<b>(6,784)</b>
Earnings per equity share (computed on the basis of profit/(loss) for the year):	13		
(1) Basic		(0.32)	(0.68)
(2) Diluted		(0.32)	(0.68)

Summary of significant accounting policies 3


The accompanying notes are an integral part of the financial statements.

As per our report of even date

For Rajeev & Ajay  
Firm registration No : 009977N  
Chartered Accountants  
  
Ajay Sachdeva  
Partner  
Membership No. : 084302

For and on behalf of the Board of Directors of  
**LEGEND BUILDWELL PRIVATE LIMITED**

  
Sunil Kumar Trar  
Director  
DIN-03450022

  
Manpreet Singh  
Director  
DIN-01194096

Place : New Delhi  
Date : 9 May 2018

**LIFELINE BUILD TECH PRIVATE LIMITED**  
**BALANCE SHEET AS AT 31 MARCH 2018**  
(Amount in Rupees, unless otherwise stated)

	Notes	As at 31 March 2018	As at 31 March 2017
<b>ASSETS</b>			
<b>Non-current assets</b>			
Other non-current assets	4	230,000,000	230,000,000
		<b>230,000,000</b>	<b>230,000,000</b>
<b>Current assets</b>			
Financial assets			
Cash and cash equivalents	5	1,611	19,659
Other current assets	6	-	5,832
		<b>1,611</b>	<b>25,491</b>
<b>Total Assets</b>		<b>230,001,611</b>	<b>230,025,491</b>
<b>EQUITY AND LIABILITIES</b>			
<b>Equity</b>			
Equity share capital	7	100,000	100,000
Other equity	8		
Retained earnings		(34,756,588)	(34,726,622)
<b>Total equity</b>		<b>(34,656,588)</b>	<b>(34,626,622)</b>
<b>LIABILITIES</b>			
<b>Current liabilities</b>			
Financial liabilities			
Trade payables	9	5,310	5,750
Other current liabilities	10	264,652,889	264,646,363
<b>Total liabilities</b>		<b>264,658,199</b>	<b>264,652,113</b>
<b>Total Equity and Liabilities</b>		<b>230,001,611</b>	<b>230,025,491</b>
<b>Summary of significant accounting policies</b>	3		

The accompanying notes are an integral part of the financial statements.

As per our report of even date

For Rajeev & Ajay  
Firm registration No : 009977N  
Chartered Accountants

Ajay Sachdeva  
Partner  
Membership No. : 084302



For and on behalf of the Board of Directors of  
**LIFELINE BUILD TECH PRIVATE LIMITED**

Jasveer Singh Panwar  
Director  
DIN-06849825

Manpreet Singh  
Director  
DIN-01194096

*(Handwritten signature)*

Place : New Delhi  
Date : 9 May 2018

**LIFELINE BUILD TECH PRIVATE LIMITED**  
**STATEMENT OF PROFIT AND LOSS FOR THE YEAR ENDED 31 MARCH 2018**  
 (Amount in Rupees, unless otherwise stated)

Particulars	Notes	31 March 2018	31 March 2017
Other income			
<b>Total Income (I)</b>	<b>11</b>	<b>640</b>	<b>1,500</b>
		<b>640</b>	<b>1,500</b>
<b>EXPENSES</b>			
Finance costs	12	89	86
Other expenses	13	30,517	10,799
<b>Total Expenses (II)</b>		<b>30,606</b>	<b>10,885</b>
<b>Profit/(Loss) before tax from continuing operations (I-II)</b>		<b>(29,966)</b>	<b>(9,385)</b>
<b>Tax expense:</b>			
Current Tax		-	-
<b>Profit/(Loss) for the year from continuing operations</b>		<b>(29,966)</b>	<b>(9,385)</b>
<b>Other Comprehensive Income</b>			
<b>Other comprehensive income for the year, net of tax</b>			
<b>Other comprehensive income/(loss) for the year, net of tax</b>		<b>(29,966)</b>	<b>(9,385)</b>
<b>Earnings per equity share (computed on the basis of profit/(loss) for the year):</b>	<b>14</b>		
Basic		(3.00)	(0.94)
Diluted		(3.00)	(0.94)
<b>Summary of significant accounting policies</b>	<b>3</b>		

The accompanying notes are an integral part of the financial statements.

For our report of even date

**Rajeev & Ajay**  
 Registration No : 009977N  
 Chartered Accountants



**Sachdeva**  
 Partner  
 Membership No. : 084302

For and on behalf of the Board of Directors of  
**LIFELINE BUILD TECH PRIVATE LIMITED**

**Jasveer Singh Panwar**  
 Director  
 DIN-06849825

**Manpreet Singh**  
 Director  
 DIN-01194096

: New Delhi  
 : 9 May 2018



**LOCUS PROPBUILD PRIVATE LIMITED**  
**BALANCE SHEET AS AT 31 MARCH 2018**  
(Amount in Rupees, unless otherwise stated)

	Notes	As at 31 March 2018	As at 31 March 2017
<b>ASSETS</b>			
<b>Current assets</b>			
Inventories	4	27,701,695	27,701,695
Financial assets			
Cash and cash equivalents	5	930	5,028
<b>Total Assets</b>		<b>27,702,625</b>	<b>27,706,723</b>
<b>EQUITY AND LIABILITIES</b>			
<b>Equity</b>			
Equity share capital	6	100,000	100,000
Other equity	7		
Retained Earnings		(449,620)	(419,610)
<b>Total equity</b>		<b>(349,620)</b>	<b>(319,610)</b>
<b>Current liabilities</b>			
Financial liabilities			
Trade payables	8	5,311	6,160
Other current liabilities	9	28,046,889	27,984,373
Provisions	10	45	35,800
<b>Total liabilities</b>		<b>28,052,245</b>	<b>28,026,333</b>
<b>Total Equity and Liabilities</b>		<b>27,702,625</b>	<b>27,706,723</b>
<b>Summary of significant accounting policies</b>	3		

The accompanying notes are an integral part of the financial statements.

As per our report of even date

For Rajeev & Ajay  
Firm registration No : 009977N  
Chartered Accountants

Ajay Sachdeva  
Partner  
Membership No. : 084302



For and on behalf of the Board of Directors of  
**LOCUS PROPBUILD PRIVATE LIMITED**

Narendra Singh Patwal  
Director  
DIN-08129131

Shishir Lal  
Director  
DIN-02210170

Place : New Delhi  
Date : 9 May 2018

**LOCUS PROPBUILD PRIVATE LIMITED**  
**STATEMENT OF PROFIT AND LOSS FOR THE YEAR ENDED 31 MARCH 2018**  
(Amount in Rupees, unless otherwise stated)

Particulars	Notes	31 March 2018	31 March 2017
Other Income	11	-	130,000
<b>Total Income (I)</b>		-	<b>130,000</b>
<b>EXPENSES</b>			
Finance costs	12	4,388	115
Other expenses	13	25,622	10,183
<b>Total Expenses (II)</b>		<b>30,010</b>	<b>10,298</b>
<b>Profit(Loss) before tax from operations (I-II)</b>		<b>(30,010)</b>	<b>119,702</b>
Tax expense:			
Current Tax		-	35,800
<b>Profit(Loss) for the year from operations</b>		<b>(30,010)</b>	<b>83,902</b>
Other comprehensive income/(loss)		-	-
<b>Total other comprehensive income/(loss) for the year, net of tax</b>		<b>-</b>	<b>-</b>
<b>Total comprehensive income/(loss) for the year, net of tax</b>		<b>(30,010)</b>	<b>83,902</b>
Earnings per equity share (computed on the basis of profit/(loss) for the year):	14		
(1) Basic		(3.00)	8.39
(2) Diluted		(3.00)	8.39
Summary of significant accounting policies	3		

The accompanying notes are an integral part of the financial statements.

As per our report of even date

For Rajeev & Ajay  
Firm registration No : 009977N  
Chartered Accountants

Ajay Sachdeva  
Partner  
Membership No. : 084302



For and on behalf of the Board of Directors of  
**LOCUS PROPBUILD PRIVATE LIMITED**

Narendra Singh Patwal  
Director  
DIN-08129131

Shishir Lal  
Director  
DIN-02210170

Place : New Delhi  
Date : 9 May 2018

LOGICAL DEVELOPERS PRIVATE LIMITED  
STANDALONE BALANCE SHEET AS AT 31 MARCH 2018  
(Amount in Rupees, unless otherwise stated)

	Notes	As at 31 March 2018	As at 31 March 2017
<b>ASSETS</b>			
<b>Non-current assets</b>			
Financial Assets			
Investments	4	209,404,229	209,404,229
		209,404,229	209,404,229
<b>Current assets</b>			
Inventories	5	2,550,563,449	2,550,569,983
Financial assets			
Cash and cash equivalents	6	183,661	147,386
Other financial assets	7	171,069,596	180,982,309
Other current assets	8	464,736,693	465,052,406
		3,186,553,399	3,196,752,084
		3,395,957,628	3,406,156,313
<b>Total assets</b>			
<b>EQUITY AND LIABILITIES</b>			
<b>Equity</b>			
Equity share capital	9	60,200,000	60,200,000
Other equity	10	(60,285,276)	(58,962,260)
Total equity		(85,276)	1,237,740
<b>LIABILITIES</b>			
<b>Current liabilities</b>			
Financial liabilities			
Trade payables	11	25,444,227	25,516,565
Other financial liabilities	12	-	100,000
Other current liabilities	13	3,370,590,470	3,379,302,008
Provisions	14	8,207	-
Total liabilities		3,396,042,904	3,404,918,573
		3,395,957,628	3,406,156,313
<b>Total equity and liabilities</b>			

Summary of significant accounting policies

3

The accompanying notes are an integral part of the financial statements.

As per our report of even date

For MNV & CO.  
Firm Reg. No.: 023682N  
Chartered Accountants

  
Vikrant Suri  
Partner  
Membership No.: 505887

Place : New Delhi  
Date : 9 May 2018

For and on behalf of the Board of Directors of  
LOGICAL DEVELOPERS PRIVATE LIMITED

  
Vivek Singh  
Director  
DIN-03466774

  
Rohit Mehta  
Director  
DIN-06961182

  
Jai Verma  
Company Secretary

LOGICAL DEVELOPERS PRIVATE LIMITED  
STANDALONE STATEMENT OF PROFIT AND LOSS FOR THE YEAR ENDED 31 MARCH 2018  
(Amount in Rupees, unless otherwise stated)

Particulars	Notes	31 March 2018	31 March 2017
Revenue	15	-	545
Other Income	16	8,868	15,138,639
Total Income		8,868	15,139,184
EXPENSES			
Other expenses	17	373,535	173,180
Finance costs	18	193,403	11,302
Total Expenses		566,938	184,482
Profit(Loss) before tax		(558,070)	14,954,702
Tax expense:			
Current tax (short provision of previous years)		764,946	3,049,100
Profit(Loss) for the year		(1,323,016)	11,905,602
Other comprehensive income/(loss)		-	-
Total other comprehensive income/(loss) for the year, net of tax		-	-
Total comprehensive income/(loss) for the year, net of tax		(1,323,016)	11,905,602
Earnings per equity share:	19		
Basic (Rs.)		(0.22)	1.98
Diluted (Rs.)		(0.22)	1.98

Summary of significant accounting policies

3

The accompanying notes are an integral part of the financial statements.

As per our report of even date

For MNV & CO.  
Firm Reg. No.: 023682N  
Chartered Accountants

Vikrant Suri  
Partner  
Membership No.: 505887

Place : New Delhi  
Date : 9 May 2018

For and on behalf of the Board of Directors of  
LOGICAL DEVELOPERS PRIVATE LIMITED

Vivek Singh  
Director  
DIN-03466774

Rohit Mehta  
Director  
DIN-06961182

Jai Verma  
Company Secretary

LOGICAL ESTATES PRIVATE LIMITED  
STANDALONE BALANCE SHEET AS AT 31 MARCH 2018  
(Amount in Rupees, unless otherwise stated)

	Notes	As at 31 March 2018	As at 31 March 2017
<b>ASSETS</b>			
<b>Non-current assets</b>			
Financial Assets			
Investments	4	200,000	200,000
		<u>200,000</u>	<u>200,000</u>
<b>Current assets</b>			
Inventories	5	819,288,371	820,154,632
Financial assets			
Cash and cash equivalents	6	33,151	19,844
Other financial assets	7	9,731,024	18,702,596
Other current assets	8	1,434,005	18,823,205
		<u>830,486,551</u>	<u>857,700,277</u>
<b>Total Assets</b>		<u><b>830,686,551</b></u>	<u><b>857,900,277</b></u>
<b>EQUITY AND LIABILITIES</b>			
<b>Equity</b>			
Equity share capital	9	100,000	100,000
Other equity	10	(8,810,885)	(8,369,668)
<b>Total equity</b>		<u><b>(8,710,885)</b></u>	<u><b>(8,269,668)</b></u>
<b>LIABILITIES</b>			
<b>Current liabilities</b>			
Financial liabilities			
Trade payables	11	21,436,209	21,431,060
Other current liabilities	12	817,961,227	844,738,885
<b>Total liabilities</b>		<u><b>839,397,436</b></u>	<u><b>866,169,945</b></u>
<b>Total Equity and Liabilities</b>		<u><b>830,686,551</b></u>	<u><b>857,900,277</b></u>
Summary of significant accounting policies	3		

The accompanying notes are an integral part of the financial statements.

As per our report of even date

For MNV & CO.  
Firm Reg. No.: 023682N  
Chartered Accountants

Vikrant Suri  
Partner  
Membership No.: 505887



For and on behalf of the Board of Directors of  
LOGICAL ESTATES PRIVATE LIMITED

Varun Gupta  
Director  
DIN-08129163

Shishir Lal  
Director  
DIN- 02210170

Place : New Delhi  
Date : 9-May-2018

**LOGICAL ESTATES PRIVATE LIMITED**  
**STANDALONE STATEMENT OF PROFIT AND LOSS FOR THE YEAR ENDED 31 MARCH 2018**  
(Amount in Rupees, unless otherwise stated)

Particulars	Notes	31 March 2018	31 March 2017
Other Income	13	-	750
<b>Total Income</b>		<b>-</b>	<b>750</b>
<b>EXPENSES</b>			
Other expenses	14	440,999	356,298
Finance costs	15	218	86
<b>Total Expenses</b>		<b>441,217</b>	<b>356,384</b>
<b>Profit/(Loss) before tax</b>		<b>(441,217)</b>	<b>(355,634)</b>
<b>Tax expense:</b>			
Current tax		-	-
<b>Profit/(Loss) for the year from operations</b>		<b>(441,217)</b>	<b>(355,634)</b>
Other comprehensive income		-	-
<b>Total other comprehensive income for the year, net of tax</b>		<b>-</b>	<b>-</b>
<b>Total comprehensive income/(loss) for the year, net of tax</b>		<b>(441,217)</b>	<b>(355,634)</b>
<b>Earnings per equity share:</b>	16		
(1) Basic		(44.12)	(35.56)
(2) Diluted		(44.12)	(35.56)
<b>Summary of significant accounting policies</b>	3		

The accompanying notes are an integral part of the financial statements.

As per our report of even date

For MNV & CO.  
Firm Reg. No.: 023682N  
Chartered Accountants

  
**Vikrant Suri**  
Partner  
Membership No.: 505887



For and on behalf of the Board of Directors of  
**LOGICAL ESTATES PRIVATE LIMITED**

  
**Varun Gupta**  
Director  
DIN-08129163

  
**Shishir Lal**  
Director  
DIN- 02210170

Place : New Delhi  
Date : 9-May-2018

**LOTUS TECHNOBUILD PRIVATE LIMITED**  
**BALANCE SHEET AS AT 31 MARCH 2018**  
(Amount in Rupees, unless otherwise stated)

	Notes	As at 31 March 2018	As at 31 March 2017
<b>ASSETS</b>			
<b>Current assets</b>			
Financial assets			
Cash and cash equivalents	4	1,196	13,193
<b>Total Assets</b>		<b>1,196</b>	<b>13,193</b>
<b>EQUITY AND LIABILITIES</b>			
<b>Equity</b>			
Equity share capital	5	100,000	100,000
Other equity	6		
Retained Earnings		(4,677,895)	(4,652,190)
<b>Total equity</b>		<b>(4,577,895)</b>	<b>(4,552,190)</b>
<b>LIABILITIES</b>			
<b>Current liabilities</b>			
Financial liabilities			
Trade payables	7	162,812	163,252
Other current liabilities	8	4,416,279	4,402,131
Provisions	9	-	-
<b>Total liabilities</b>		<b>4,579,091</b>	<b>4,565,383</b>
<b>Total Equity and Liabilities</b>		<b>1,196</b>	<b>13,193</b>
Summary of significant accounting policies	3		

The accompanying notes are an integral part of the financial statements.

As per our report of even date

For Rajeev & Ajay  
Firm registration No : 009977N  
Chartered Accountants

  
Ajay Sachdeva  
Partner  
Membership No. : 084302

For and on behalf of the Board of Directors of  
**LOTUS TECHNOBUILD PRIVATE LIMITED**

  
Jairaj Vikas Verma  
Director  
DIN-07560019

  
Pankaj Kishore Chaturvedi  
Director  
DIN-07119298

Place : New Delhi  
Date : 9 May 2018



**LOTUS TECHNOBUILD PRIVATE LIMITED**  
**STATEMENT OF PROFIT AND LOSS FOR THE YEAR ENDED 31 MARCH 2018**  
(Amount in Rupees, unless otherwise stated)

Particulars	Notes	31 March 2018	31 March 2017
Revenue		-	-
Total Income (I)		-	-
<b>EXPENSES</b>			
Finance costs	10	89	1,434
Other expenses	11	25,616	7,007
Total Expenses (II)		25,705	8,441
Profit/(Loss) before tax from continuing operations (I-II)		(25,705)	(8,441)
Tax expense:			
Current Tax		-	-
Profit/(Loss) for the year from continuing operations		(25,705)	(8,441)
Other Comprehensive Income		-	-
Total other comprehensive income for the year, net of tax		-	-
Total comprehensive income/(loss) for the year, net of tax		(25,705)	(8,441)
Earnings per equity share (computed on the basis of profit/(loss) for the year):	12		
(1) Basic		(2.57)	(0.84)
(2) Diluted		(2.57)	(0.84)

Summary of significant accounting policies 3

The accompanying notes are an integral part of the financial statements.

As per our report of even date

For Rajeev & Ajay  
Firm registration No : 009977N  
Chartered Accountants

  
Ajay Sachdeva  
Partner  
Membership No. : 084302

For and on behalf of the Board of Directors of  
LOTUS TECHNOBUILD PRIVATE LIMITED

  
Jairaj Vikas Verma  
Director  
DIN-07560019

  
Pankaj Kishore Chaturvedi  
Director  
DIN-07119298

Place : New Delhi  
Date : 9 May 2018



**MAESTRO ESTATES PRIVATE LIMITED**  
**STANDALONE BALANCE SHEET AS AT 31 MARCH 2018**  
 (Amount in Rupees, unless otherwise stated)

	Notes	As at 31 March 2018	As at 31 March 2017
<b>ASSETS</b>			
<b>Non-current assets</b>			
Financial Assets			
Investments	4	100,000	100,000
		<u>100,000</u>	<u>100,000</u>
<b>Current assets</b>			
Inventories	5	235,306,041	235,306,041
Financial assets			
Cash and cash equivalents	6	18,956	4,084
Other current assets	7	-	-
		<u>235,324,997</u>	<u>235,310,125</u>
<b>Total assets</b>		<u><b>235,424,997</b></u>	<u><b>235,410,125</b></u>
<b>EQUITY AND LIABILITIES</b>			
<b>Equity</b>			
Equity share capital	8	100,000	100,000
Other equity	9	(2,185,211)	(2,174,952)
<b>Total equity</b>		<u><b>(2,085,211)</b></u>	<u><b>(2,074,952)</b></u>
<b>LIABILITIES</b>			
<b>Current liabilities</b>			
Financial liabilities			
Trade payables	10	5,311	17,200
Other current liabilities	11	237,504,897	237,467,877
<b>Total liabilities</b>		<u><b>237,510,208</b></u>	<u><b>237,485,077</b></u>
<b>Total Equity and Liabilities</b>		<u><b>235,424,997</b></u>	<u><b>235,410,125</b></u>
Summary of significant accounting policies	3		

The accompanying notes are an integral part of the financial statements.

As per our report of even date

For MNV & CO.  
 Firm Reg. No.: 023682N  
 Chartered Accountants

Vikrant Suri  
 Partner  
 Membership No.: 505887

Place : New Delhi  
 Date : 9-May-2018

For and on behalf of the Board of Directors of  
**MAESTRO ESTATES PRIVATE LIMITED**

Ajmer Singh Goyat  
 Director  
 DIN-07897713

Ramesh Khulbe  
 Director  
 DIN-07109071

**MAESTRO ESTATES PRIVATE LIMITED**  
**STANDALONE STATEMENT OF PROFIT AND LOSS FOR THE YEAR ENDED 31 MARCH 2018**  
(Amount in Rupees, unless otherwise stated)

Particulars	Notes	31 March 2018	31 March 2017
Revenue		-	-
<b>Total Income</b>		-	-
<b>EXPENSES</b>			
Other expenses	12	9,480	7,339
Finance costs	13	779	115
<b>Total Expenses</b>		<b>10,259</b>	<b>7,454</b>
<b>Profit/(Loss) before tax</b>		<b>(10,259)</b>	<b>(7,454)</b>
<b>Tax expense:</b>			
Current tax		-	-
<b>Profit/(Loss) for the year from operations</b>		<b>(10,259)</b>	<b>(7,454)</b>
Other comprehensive income		-	-
<b>Total other comprehensive income for the year, net of tax</b>		-	-
<b>Total comprehensive income/(loss) for the year, net of tax</b>		<b>(10,259)</b>	<b>(7,454)</b>
<b>Earnings per equity share:</b>	14		
(1) Basic		(1.03)	(0.75)
(2) Diluted		(1.03)	(0.75)

Summary of significant accounting policies

3

The accompanying notes are an integral part of the financial statements.

As per our report of even date

For MNV & CO.  
Firm Reg. No.: 023682N  
Chartered Accountants

  
**Vikrant Suri**  
Partner  
Membership No.: 505887

Place : New Delhi  
Date : 9-May-2018

For and on behalf of the Board of Directors of  
**MAESTRO ESTATES PRIVATE LIMITED**

  
**Ajmer Singh Goyat**  
Director  
DIN-07897713

  
**Ramesh Khulbe**  
Director  
DIN-07109071

**MAHONIA ESTATE PRIVATE LIMITED**  
**BALANCE SHEET AS AT 31 MARCH 2018**  
(Amount in Rupees, unless otherwise stated)


	Notes	As at 31 March 2018	As at 31 March 2017
<b>ASSETS</b>			
<b>Current assets</b>			
Inventories	4	25,309,915	25,309,915
Financial assets			
Cash and cash equivalents	5	18,023	13,012
Other financial assets	6	19,202,318	19,202,318
Other current assets	7	-	-
<b>Total Assets</b>		<b>44,530,256</b>	<b>44,525,245</b>
<b>EQUITY AND LIABILITIES</b>			
<b>Equity</b>			
Equity share capital	8	1,000,000	1,000,000
Other equity	9		
Retained Earnings		(539,414)	(530,780)
<b>Total equity</b>		<b>460,586</b>	<b>469,220</b>
<b>LIABILITIES</b>			
<b>Current liabilities</b>			
Financial liabilities			
Trade payables	10	5,310	5,750
Other current liabilities	11	44,064,360	44,050,275
<b>Total liabilities</b>		<b>44,069,670</b>	<b>44,056,025</b>
<b>Total Equity and Liabilities</b>		<b>44,530,256</b>	<b>44,525,245</b>

Summary of significant accounting policies 3

The accompanying notes are an integral part of the financial statements.

As per our report of even date

For Rajeev & Ajay  
Firm registration No : 009977N  
Chartered Accountants

  
NEW DELHI  
Ajay Sachdeva  
Partner  
Membership No. : 084302

For and on behalf of the Board of Directors of  
**MAHONIA ESTATE PRIVATE LIMITED**

  
Vineet  
Director  
DIN-08129156

  
Ajmer Singh Goyat  
Director  
DIN-07897713

Place : New Delhi  
Date : 9 May 2018

**MAHONIA ESTATE PRIVATE LIMITED**  
**STATEMENT OF PROFIT AND LOSS FOR THE YEAR ENDED 31 MARCH 2018**  
(Amount in Rupees, unless otherwise stated)

Particulars	Notes	31 March 2018	31 March 2017
Other Income	12	-	300
<b>Total Income (I)</b>		<b>-</b>	<b>300</b>
<b>EXPENSES</b>			
Finance costs	13	89	115
Other expenses	14	8,545	7,005
<b>Total Expenses (II)</b>		<b>8,634</b>	<b>7,120</b>
<b>Profit/(Loss) before tax from continuing operations (I-II)</b>		<b>(8,634)</b>	<b>(6,820)</b>
Tax expense:			
Current Tax		-	-
<b>Profit/(Loss) for the year from operations</b>		<b>(8,634)</b>	<b>(6,820)</b>
Other comprehensive income/(loss)		-	-
<b>Total other comprehensive income/(loss) for the year, net of tax</b>		<b>-</b>	<b>-</b>
<b>Total comprehensive income/(loss) for the year, net of tax</b>		<b>(8,634)</b>	<b>(6,820)</b>
Earnings per equity share (computed on the basis of profit/(loss) for the year):	15		
(1) Basic		(0.86)	(0.68)
(2) Diluted		(0.86)	(0.68)

Summary of significant accounting policies

3

The accompanying notes are an integral part of the financial statements.

As per our report of even date

For Rajeev & Ajay  
Firm registration No : 009977N  
Chartered Accountants

Ajay Sachdeva  
Partner  
Membership No. : 054302

For and on behalf of the Board of Directors of  
**MAHONIA ESTATE PRIVATE LIMITED**

Vinod  
Director  
DIN-08129156

Ajmer Singh Goyal  
Director  
DIN-07897713

Place : New Delhi  
Date : 9 May 2018

**MANSAROVAR PROJECTS PRIVATE LIMITED**  
**BALANCE SHEET AS AT 31 MARCH 2018**  
(Amount in Rupees, unless otherwise stated)

	Notes	As at 31 March 2018	As at 31 March 2017
<b>ASSETS</b>			
Current assets			
Inventories	4	115,447,234	115,447,234
Financial assets			
Cash and cash equivalents	5	18,888	4,567
<b>Total Assets</b>		<b>115,466,122</b>	<b>115,451,801</b>
<b>EQUITY AND LIABILITIES</b>			
Equity			
Equity share capital	6	1,000,000	1,000,000
Other equity	7		
Retained Earnings		(402,440)	(393,949)
<b>Total equity</b>		<b>597,560</b>	<b>606,051</b>
<b>LIABILITIES</b>			
Current liabilities			
Financial liabilities			
Trade payables	8	5,310	5,750
Other current liabilities	9	114,863,252	114,840,000
<b>Total liabilities</b>		<b>114,868,562</b>	<b>114,845,750</b>
<b>Total Equity and Liabilities</b>		<b>115,466,122</b>	<b>115,451,801</b>
Summary of significant accounting policies	3		

The accompanying notes are an integral part of the financial statements.

As per our report of even date

For MNV & CO.  
Firm Reg. No.: 023682N  
Chartered Accountants

Vibrant Suri  
Partner  
Membership No.: 505887



For and on behalf of the Board of Directors of  
**MANSAROVAR PROJECTS PRIVATE LIMITED**

Mahesh Pal Singh  
Director  
DIN-07108963

Jibran Khalid Masood  
Director  
DIN-08129167

Place : New Delhi  
Date : 09-May-2018

**MANSAROVAR PROJECTS PRIVATE LIMITED**  
**STATEMENT OF PROFIT AND LOSS FOR THE YEAR ENDED 31 MARCH 2018**  
(Amount in Rupees, unless otherwise stated)

Particulars	Notes	31 March 2018	31 March 2017
Revenue		-	-
<b>Total Income (I)</b>		-	-
<b>EXPENSES</b>			
Finance costs	10	779	115
Other expenses	11	7,712	7,005
<b>Total Expenses (II)</b>		8,491	7,120
<b>Profit/(Loss) before tax from operations (I-II)</b>		(8,491)	(7,120)
<b>Tax expense:</b>			
Current Tax		-	-
<b>Profit/(Loss) for the year from operations</b>		(8,491)	(7,120)
<b>Other Comprehensive Income</b>		-	-
<b>Total other comprehensive income for the year, net of tax</b>		-	-
<b>Total comprehensive income/(loss) for the year, net of tax</b>		(8,491)	(7,120)
<b>Earnings per equity share (computed on the basis of profit/(loss) for the year):</b>	12		
(1) Basic		(0.08)	(0.07)
(2) Diluted		(0.08)	(0.07)

Summary of significant accounting policies 3

The accompanying notes are an integral part of the financial statements.

As per our report of even date

For MNV & CO.  
Firm Reg. No.: 023682N  
Chartered Accountants

Vikram Suri  
Partner  
Membership No.: 505887



For and on behalf of the Board of Directors of  
**MANSAROVAR PROJECTS PRIVATE LIMITED**

Mahesh Pal Singh  
Director  
DIN-07108963

Jibran Khalid Masood  
Director  
DIN-08129167

Place : New Delhi  
Date : 09-May-2018


**MARKWEL PROMOTERS PRIVATE LIMITED**  
**BALANCE SHEET AS AT 31 MARCH 2018**  
(Amount in Rupees, unless otherwise stated)

	Notes	As at 31 March 2018	As at 31 March 2017
<b>ASSETS</b>			
<b>Current assets</b>			
Inventories	4	148,280,586	148,280,586
Financial assets			
Cash and cash equivalents	5	18,000	13,404
<b>Total Assets</b>		<b>148,298,586</b>	<b>148,293,990</b>
<b>EQUITY AND LIABILITIES</b>			
<b>Equity</b>			
Equity share capital	6	1,000,000	1,000,000
Other equity	7		
Retained earnings		(405,712)	(396,246)
<b>Total equity</b>		<b>594,288</b>	<b>603,754</b>
<b>LIABILITIES</b>			
<b>Current liabilities</b>			
Financial liabilities			
Trade payables	8	5,311	5,750
Other current liabilities	9	147,698,987	147,684,486
<b>Total liabilities</b>		<b>147,704,298</b>	<b>147,690,236</b>
<b>Total Equity and Liabilities</b>		<b>148,298,586</b>	<b>148,293,990</b>
<b>Summary of significant accounting policies</b>	3		


The accompanying notes are an integral part of the financial statements.

As per our report of even date

For Rajeev & Ajay  
Firm registration No : 009977N  
Chartered Accountants

  
Ajay Sachdeva  
Partner  
Membership No. : 084302

For and on behalf of the Board of Directors of  
MARKWEL PROMOTERS PRIVATE LIMITED

  
Pankaj Kishore Chaturvedi  
Director  
DIN-07119298

  
Ajmer Singh Goyat  
Director  
DIN-07897713

Place : New Delhi  
Date : 9 May 2018

**MARKWEL PROMOTERS PRIVATE LIMITED**  
**STATEMENT OF PROFIT AND LOSS FOR THE YEAR ENDED 31 MARCH 2018**  
(Amount in Rupees, unless otherwise stated)

Particulars	Notes	31 March 2018	31 March 2017
Revenue		-	-
Total Income (I)		-	-
<b>EXPENSES</b>			
Finance costs	10	89	1,463
Other expenses	11	9,377	7,005
Total Expenses (II)		9,466	8,468
Profit/(Loss) before tax from continuing operations (I-II)		(9,466)	(8,468)
Tax expense:			
Current Tax		-	-
Profit/(Loss) for the year from continuing operations		(9,466)	(8,468)
Other Comprehensive Income		-	-
Total other comprehensive income for the year, net of tax		-	-
Total comprehensive income/(loss) for the year, net of tax		(9,466)	(8,468)
Earnings per equity share (computed on the basis of profit/(loss) for the year):	12		
(1) Basic		(0.09)	(0.08)
(2) Diluted		(0.09)	(0.08)

Summary of significant accounting policies 3

The accompanying notes are an integral part of the financial statements.

As per our report of even date

For Rajeev & Ajay  
Firm registration No. : 009977N  
Chartered Accountants

Ajay Sachdeva  
Partner  
Membership No. : 084302

For and on behalf of the Board of Directors of  
MARKWEL PROMOTERS PRIVATE LIMITED

Pankaj Kishore Chaturvedi  
Director  
DIN-07119298

Ajmer Singh Goyat  
Director  
DIN-07897713

Place : New Delhi  
Date : 9 May 2018



**MEGA CITY PROMOTERS PRIVATE LIMITED**  
**BALANCE SHEET AS AT 31 MARCH 2018**  
(Amount in Rupees, unless otherwise stated)

	Notes	As at 31 March 2018	As at 31 March 2017
<b>ASSETS</b>			
<b>Current assets</b>			
Inventories	4	262,391,988	262,391,988
Financial assets			
Cash and cash equivalents	5	18,127	9,532
Other current assets	6	-	-
<b>Total Assets</b>		<b>262,410,115</b>	<b>262,401,520</b>
<b>EQUITY AND LIABILITIES</b>			
<b>Equity</b>			
Equity share capital	7	650,000	650,000
Other equity	8		
Retained Earnings		(4,342,059)	(4,334,256)
<b>Total equity</b>		<b>(3,692,059)</b>	<b>(3,684,256)</b>
<b>LIABILITIES</b>			
<b>Current liabilities</b>			
Financial liabilities			
Trade payables	9	5,311	5,751
Other current liabilities	10	266,096,863	266,080,025
<b>Total liabilities</b>		<b>266,102,174</b>	<b>266,085,776</b>
<b>Total Equity and Liabilities</b>		<b>262,410,115</b>	<b>262,401,520</b>

Summary of significant accounting policies

3

The accompanying notes are an integral part of the financial statements.

**As per our report of even date**

**For MNV & CO.**  
Firm Reg. No.: 023682N  
Chartered Accountants

**Vikrant Suri**  
Partner  
Membership No.: 505887



Place : New Delhi  
Date : 9-May-2018

For and on behalf of the Board of Directors of  
**MEGA CITY PROMOTERS PRIVATE LIMITED**

**Vivek Singh**  
Director  
DIN-03466774

**Narendra Vashisht**  
Director  
DIN-06713906

*(Signature)*

**MEGA CITY PROMOTERS PRIVATE LIMITED**  
**STATEMENT OF PROFIT AND LOSS FOR THE YEAR ENDED 31 MARCH 2018**  
(Amount in Rupees, unless otherwise stated)

Particulars	Notes	31 March 2018	31 March 2017
Revenue		-	-
<b>Total Income</b>		-	-
<b>EXPENSES</b>			
Finance costs	11	89	505
Other expenses	12	7,714	11,720
<b>Total Expenses</b>		7,803	12,225
<b>Profit/(Loss) before tax</b>		(7,803)	(12,225)
<b>Tax expense:</b>			
Current tax		-	-
<b>Profit/(Loss) for the year</b>		(7,803)	(12,225)
Other comprehensive income		-	-
<b>Total other comprehensive income for the year, net of tax</b>		-	-
<b>Total comprehensive income/(loss) for the year, net of tax</b>		(7,803)	(12,225)
<b>Earnings per equity share:</b>	13		
(1) Basic		(0.12)	(0.19)
(2) Diluted		(0.12)	(0.19)

Summary of significant accounting policies

3

The accompanying notes are an integral part of the financial statements.

As per our report of even date

For MNV & CO.  
Firm Reg. No.: 023682N  
Chartered Accountants

Vikrant Suri  
Partner  
Membership No.: 505887



For and on behalf of the Board of Directors of  
**MEGA CITY PROMOTERS PRIVATE LIMITED**

Vivek Singh  
Director  
DIN-03466774

Narendra Vashisht  
Director  
DIN-06713906

Place : New Delhi  
Date : 9-May-2018

MG COLONIZERS PRIVATE LIMITED  
BALANCE SHEET AS AT 31 MARCH 2018  
(Amount in Rupees, unless otherwise stated)

	Notes	As at 31 March 2018	As at 31 March 2017
<b>ASSETS</b>			
Current assets			
Inventories	4	28,567,000	28,567,000
Financial assets			
Cash and cash equivalents	5	367	16,056
<b>Total Assets</b>		<b>28,567,367</b>	<b>28,583,056</b>
<b>EQUITY AND LIABILITIES</b>			
Equity			
Equity share capital	6	100,000	100,000
Other equity	7		
Retained Earnings		(163,456)	(144,406)
<b>Total equity</b>		<b>(63,456)</b>	<b>(44,406)</b>
<b>LIABILITIES</b>			
Current liabilities			
Financial liabilities			
Trade payables	8	5,900	11,475
Other current liabilities	9	28,624,923	28,615,987
<b>Total liabilities</b>		<b>28,630,823</b>	<b>28,627,462</b>
<b>Total Equity and Liabilities</b>		<b>28,567,367</b>	<b>28,583,056</b>

Summary of significant accounting policies

3

The accompanying notes are an integral part of the financial statements.

As per our report of even date

For Rajeev & Ajay

Firm registration No. 009977N  
Chartered Accountants

Ajay Sachdeva  
Partner

Membership No. 084302



For and on behalf of the Board of Directors of  
MG COLONIZERS PRIVATE LIMITED

Bhupendra Rajaswant Singh  
Director  
DIN-06583432

Amit Dhall  
Director  
DIN-07257270

Place : New Delhi  
Date : 9 May 2018

MG COLONIZERS PRIVATE LIMITED  
STATEMENT OF PROFIT AND LOSS FOR THE YEAR ENDED 31 MARCH 2018  
(Amount in Rupees, unless otherwise stated)

Particulars	Notes	31 March 2018	31 March 2017
Other income	10	5,725	-
<b>Total Income</b>		<b>5,725</b>	<b>-</b>
<b>EXPENSES</b>			
Finance costs	11	89	805
Other expenses	12	24,686	10,159
<b>Total Expenses</b>		<b>24,775</b>	<b>10,964</b>
<b>Profit/(Loss) before tax</b>		<b>(19,050)</b>	<b>(10,964)</b>
<b>Tax expense:</b>			
Current tax		-	-
<b>Profit/(Loss) for the year</b>		<b>(19,050)</b>	<b>(10,964)</b>
Other comprehensive income		-	-
<b>Total other comprehensive income for the year, net of tax</b>		<b>-</b>	<b>-</b>
<b>Total comprehensive income/(loss) for the year, net of tax</b>		<b>(19,050)</b>	<b>(10,964)</b>
<b>Earnings per equity share:</b>	13		
(1) Basic		(1.91)	(1.10)
(2) Diluted		(1.91)	(1.10)

Summary of significant accounting policies 3

The accompanying notes are an integral part of the financial statements.

As per our report of even date

For Rajeev & Ajay  
Firm registration No : 009977N  
Chartered Accountants

*Ajay Sachdeva*  
Ajay Sachdeva  
Partner  
Membership No. : 084362

For and on behalf of the Board of Directors of  
MG COLONIZERS PRIVATE LIMITED

*Bhupinder Rajaswant Singh*  
Bhupinder Rajaswant Singh  
Director  
DIN-06583432

*Amit Dhall*  
Amit Dhall  
Director  
DIN-07257270

Place : New Delhi  
Date : 9 May 2018

**MILKY WAY REALTORS PRIVATE LIMITED**  
**BALANCE SHEET AS AT 31 MARCH 2018**  
(Amount in Rupees, unless otherwise stated)

	Notes	As at 31 March 2018	As at 31 March 2017
<b>ASSETS</b>			
Current assets			
Inventories	4	832,260,775	832,260,775
Financial assets			
Cash and cash equivalents	5	43,344	29,420
Other current assets	6	-	99,588
<b>Total Assets</b>		<b>832,304,119</b>	<b>832,389,783</b>
<b>EQUITY AND LIABILITIES</b>			
Equity			
Equity share capital	7	100,000	100,000
Other equity	8		
Retained Earnings		(131,963,172)	(131,855,486)
<b>Total equity</b>		<b>(131,863,172)</b>	<b>(131,755,486)</b>
<b>LIABILITIES</b>			
Current liabilities			
Financial liabilities			
Trade payables	9	5,310	5,750
Other current liabilities	10	964,161,981	964,139,519
<b>Total liabilities</b>		<b>964,167,291</b>	<b>964,145,269</b>
<b>Total Equity and Liabilities</b>		<b>832,304,119</b>	<b>832,389,783</b>
Summary of significant accounting policies	3		

The accompanying notes are an integral part of the financial statements.

As per our report of even date

For MNV & CO.  
Firm Reg. No.: 023682N  
Chartered Accountants

Vikrant Suri  
Partner  
Membership No.: 505887



For and on behalf of the Board of Directors of  
**MILKY WAY REALTORS PRIVATE LIMITED**

Ajmer Singh Goyal  
Director  
DIN-07897713

Satish Kumar Goyal  
Director  
DIN-06520570

Place : New Delhi  
Date : 9-May-2018

**MILKY WAY REALTORS PRIVATE LIMITED**  
**STATEMENT OF PROFIT AND LOSS FOR THE YEAR ENDED 31 MARCH 2018**  
(Amount in Rupees, unless otherwise stated)

Particulars	Notes	31 March 2018	31 March 2017
Revenue		-	-
<b>Total Income (I)</b>		-	-
<b>EXPENSES</b>			
Finance costs	11	177	115
Other expenses	12	107,509	6,699
<b>Total Expenses (II)</b>		107,686	6,814
<b>Profit/(Loss) before tax from operations (I-II)</b>		(107,686)	(6,814)
<b>Tax expense:</b>			
Current Tax		-	-
<b>Profit/(Loss) for the year from operations</b>		(107,686)	(6,814)
<b>Other Comprehensive Income</b>		-	-
<b>Total other comprehensive income for the year, net of tax</b>		-	-
<b>Total comprehensive income/(loss) for the year, net of tax</b>		(107,686)	(6,814)
Earnings per equity share (computed on the basis of profit/(loss) for the year):	13		
(1) Basic		(10.77)	(0.68)
(2) Diluted		(10.77)	(0.68)

Summary of significant accounting policies 3

The accompanying notes are an integral part of the financial statements.

As per our report of even date

For MNV & CO.  
Firm Reg. No.: 023682N  
Chartered Accountants

Vikrant Suri  
Partner  
Membership No.: 505887



For and on behalf of the Board of Directors of  
**MILKY WAY REALTORS PRIVATE LIMITED**

Ajmer Singh Goyal  
Director  
DIN-07897713

Satish Kumar Goyal  
Director  
DIN-06520570

Place : New Delhi  
Date : 9-May-2018

MODULAR ESTATES PRIVATE LIMITED  
BALANCE SHEET AS AT 31 MARCH 2018  
(Amount in Rupees, unless otherwise stated)

	Notes	As at 31 March 2018	As at 31 March 2017
<b>ASSETS</b>			
Current assets			
Financial assets			
Cash and cash equivalents	4	17,890	183
Other financial assets	5	728,616	756,941
Total Assets		<u>746,506</u>	<u>757,124</u>
<b>EQUITY AND LIABILITIES</b>			
Equity			
Equity share capital	6	1,000,000	1,000,000
Other equity	7		
Retained Earnings		(259,395)	(248,627)
Total equity		<u>740,605</u>	<u>751,373</u>
<b>LIABILITIES</b>			
Current liabilities			
Financial liabilities			
Trade payables	8	5,311	5,751
Other current liabilities	9	590	-
Total liabilities		<u>5,901</u>	<u>5,751</u>
Total Equity and Liabilities		<u>746,506</u>	<u>757,124</u>

Summary of significant accounting policies 3

The accompanying notes are an integral part of the financial statements.

As per our report of even date

For Rajeev & Ajay  
Firm registration No.: 009977N  
Chartered Accountants

Ajay Sachdeva  
Partner  
Membership No.: 094302

For and on behalf of the Board of Directors of  
MODULAR ESTATES PRIVATE LIMITED

Manoj Soni  
Director  
DIN-08129479

Mayank Sharma  
Director  
DIN-08129100

Place : New Delhi  
Date : 9 May 2018

MODULAR ESTATES PRIVATE LIMITED  
STATEMENT OF PROFIT AND LOSS FOR THE YEAR ENDED 31 MARCH 2018  
(Amount in Rupees, unless otherwise stated)

Particulars	Notes	31 March 2018	31 March 2017
Other Income	10	-	1,500
Total Income (I)		-	1,500
<b>EXPENSES</b>			
Finance costs	11	977	115
Other expenses	12	9,791	11,310
Total Expenses (II)		10,768	11,425
Profit/(Loss) before tax from continuing operations (I-II)		(10,768)	(9,925)
Tax expense:			
Current Tax		-	-
Profit/(Loss) for the year from continuing operations		(10,768)	(9,925)
Other Comprehensive Income		-	-
Total other comprehensive income for the year, net of tax		-	-
Total comprehensive income/(loss) for the year, net of tax		(10,768)	(9,925)
Earnings per equity share (computed on the basis of profit/(loss) for the year):	13		
(1) Basic		(0.11)	(0.10)
(2) Diluted		(0.11)	(0.10)
Summary of significant accounting policies	3		

The accompanying notes are an integral part of the financial statements.

As per our report of even date

For Rajeev & Ajay  
Firm registration No. 009977N  
Chartered Accountants

Ajay Sachdeva  
Partner  
Membership No. : 084302

For and on behalf of the Board of Directors of  
MODULAR ESTATES PRIVATE LIMITED

Manoj Soni  
Director  
DIN-08129479

Mayank Sharma  
Director  
DIN-08129100

Place : New Delhi  
Date : 9 May 2018



**MONARCH BUILDCON PRIVATE LIMITED**  
**BALANCE SHEET AS AT 31 MARCH 2018**  
(Amount in Rupees, unless otherwise stated)

	Notes	As at 31 March 2018	As at 31 March 2017
<b>ASSETS</b>			
<b>Current assets</b>			
Inventories	4	171,529,226	172,023,287
Financial assets			
Cash and cash equivalents	5	19,566	21,631
Other financial assets	6	9,819,391	16,438,608
Other current assets	7	521,167	149,155
<b>Total Assets</b>		<b>181,889,350</b>	<b>188,632,681</b>
<b>EQUITY AND LIABILITIES</b>			
<b>Equity</b>			
Equity share capital	8	100,000	100,000
Other equity	9	(421,766)	(413,403)
<b>Total equity</b>		<b>(321,766)</b>	<b>(313,403)</b>
<b>LIABILITIES</b>			
<b>Current liabilities</b>			
Financial liabilities			
Trade payables	10	5,310	11,450
Other current liabilities	11	182,205,806	188,934,634
<b>Total liabilities</b>		<b>182,211,116</b>	<b>188,946,084</b>
<b>Total Equity and Liabilities</b>		<b>181,889,350</b>	<b>188,632,681</b>

Summary of significant accounting policies

3

The accompanying notes are an integral part of the financial statements.

As per our report of even date

For MNV & CO.  
Firm Reg. No.: 023682N  
Chartered Accountants

Vikrant Suri  
Partner  
Membership No.: 505887

Place : New Delhi  
Date : 09-May-2018

For and on behalf of the Board of Directors of  
**MONARCH BUILDCON PRIVATE LIMITED**

Mayank Sharma  
Director  
DIN-08129100

Sailada Ramakrishna  
Director  
DIN-08129169

**MONARCH BUILDCON PRIVATE LIMITED**  
**STATEMENT OF PROFIT AND LOSS FOR THE YEAR ENDED 31 MARCH 2018**  
(Amount in Rupees, unless otherwise stated)

Particulars	Notes	31 March 2018	31 March 2017
Revenue		-	-
Total Income		-	-
<b>EXPENSES</b>			
Finance costs	12	142	86
Other expenses	13	8,221	7,006
Total Expenses		8,363	7,092
Profit/(Loss) before tax		(8,363)	(7,092)
Tax expense:			
Current tax		-	-
Profit/(Loss) for the year		(8,363)	(7,092)
Other Comprehensive Income		-	-
Total other comprehensive income for the year, net of tax		-	-
Total comprehensive income/(loss) for the year, net of tax		(8,363)	(7,092)
Earnings per equity share:	14		
(1) Basic		(0.84)	(0.71)
(2) Diluted		(0.84)	(0.71)

Summary of significant accounting policies

3

The accompanying notes are an integral part of the financial statements.

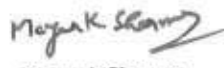
As per our report of even date

For MNV & CO.  
Firm Reg. No.: 023682N  
Chartered Accountants

  
**Vikrant Suri**  
Partner  
Membership No.: 505887



For and on behalf of the Board of Directors of  
**MONARCH BUILDCON PRIVATE LIMITED**

  
**Mayank Sharma**  
Director  
DIN-08129100

  
**Sailada Ramakrishna**  
Director  
DIN-08129169

Place : New Delhi  
Date : 09-May-2018

**MONGA PROPERTIES PRIVATE LIMITED**  
**BALANCE SHEET AS AT 31 MARCH 2018**  
(Amount in Rupees, unless otherwise stated)

	Notes	As at 31 March 2018	As at 31 March 2017
<b>ASSETS</b>			
<b>Current assets</b>			
Inventories	4	48,466,909	48,466,909
Financial assets			
Cash and cash equivalents	5	18,034	11,023
Other financial assets	6	21,724,528	30,284,732
Other current assets	7	-	112,912
<b>Total Assets</b>		<b>70,209,471</b>	<b>78,875,576</b>
<b>EQUITY AND LIABILITIES</b>			
<b>Equity</b>			
Equity share capital	8	100,000	100,000
Other equity	9	(429,397)	(301,321)
<b>Total equity</b>		<b>(329,397)</b>	<b>(201,321)</b>
<b>LIABILITIES</b>			
<b>Current liabilities</b>			
Financial liabilities			
Trade payables	10	5,310	5,750
Other current liabilities	11	70,528,794	79,071,147
Provisions	12	4,764	-
<b>Total liabilities</b>		<b>70,538,868</b>	<b>79,076,897</b>
<b>Total Equity and Liabilities</b>		<b>70,209,471</b>	<b>78,875,576</b>
Summary of significant accounting policies	3		

The accompanying notes are an integral part of the financial statements.

As per our report of even date

For MNV & CO.  
Firm Reg. No.: 023682N  
Chartered Accountants

**Vikrant Suri**  
Partner  
Membership No.: 505887



For and on behalf of the Board of Directors of  
**MONGA PROPERTIES PRIVATE LIMITED**

**Mayank Sharma**  
Director  
DIN-08129100

**Sailada Ramakrishna**  
Director  
DIN-08129169

Place : New Delhi  
Date : 09-May-2018

**MONGA PROPERTIES PRIVATE LIMITED**  
**STATEMENT OF PROFIT AND LOSS FOR THE YEAR ENDED 31 MARCH 2018**  
(Amount in Rupees, unless otherwise stated)

Particulars	Notes	31 March 2018	31 March 2017
Revenue		-	-
<b>Total Income</b>		-	-
<b>EXPENSES</b>			
Finance costs	13	89	115
Other expenses	14	127,987	6,698
<b>Total Expenses</b>		128,076	6,813
<b>Profit/(Loss) before tax</b>		(128,076)	(6,813)
<b>Tax expense:</b>			
Current tax		-	-
<b>Profit/(Loss) for the year</b>		(128,076)	(6,813)
Other comprehensive income		-	-
<b>Total other comprehensive income for the year, net of tax</b>		-	-
<b>Total comprehensive income/(loss) for the year, net of tax</b>		(128,076)	(6,813)
<b>Earnings per equity share:</b>	15		
(1) Basic		(12.81)	(0.68)
(2) Diluted		(12.81)	(0.68)

Summary of significant accounting policies

3

The accompanying notes are an integral part of the financial statements.

As per our report of even date

For MNV & CO.  
Firm Reg. No.: 023682N  
Chartered Accountants

Vijayant Suri  
Partner  
Membership No.: 505887



For and on behalf of the Board of Directors of  
**MONGA PROPERTIES PRIVATE LIMITED**

Mayank Sharma  
Director  
DIN-08129100

Sailada Ramakrishna  
Director  
DIN-08129169

Place : New Delhi  
Date : 09-May-2018

**Multitude Infrastructures Private Limited**  
**Balance sheet as at 31 March 2018**  
(Amount in Rupees, unless otherwise stated)

	Notes	As at 31 March 2018	As at 31 March 2017
<b>ASSETS</b>			
<b>Non-current assets</b>			
Property, plant and equipment	4	806,236,037	820,197,889
Capital work-in-progress		-	616,499
Other intangible assets	5	97,751	162,852
Tax assets (net of provision)	6	1,671,690	1,205,276
Deferred tax assets (net)	7	41,802	-
		<b>808,047,280</b>	<b>822,182,516</b>
<b>Current assets</b>			
Inventories	8	2,722,515	3,497,312
Financial assets			
Loans	9	258,489	252,489
Trade receivables	10	7,212,529	7,182,433
Cash and cash equivalents	11	5,000,584	4,150,808
Other current assets	12	5,045,148	8,573,412
		<b>20,239,265</b>	<b>23,656,454</b>
		<b>828,286,545</b>	<b>845,838,970</b>
<b>Total assets</b>			
<b>EQUITY AND LIABILITIES</b>			
<b>EQUITY</b>			
Equity share capital	13	49,079,600	49,079,600
Other equity	14	(297,443,235)	(297,662,610)
<b>Total equity</b>		<b>(248,363,635)</b>	<b>(248,583,010)</b>
<b>LIABILITIES</b>			
<b>Non-current liabilities</b>			
Financial liabilities			
Borrowings	15	-	-
Provisions	16	1,924,829	1,621,741
		<b>1,924,829</b>	<b>1,621,741</b>
<b>Current liabilities</b>			
Financial liabilities			
Borrowings	17	1,033,879,935	1,036,675,139
Trade payables	18	20,224,997	21,959,601
Other financial liabilities	19	15,672,815	26,602,364
Other current liabilities	20	4,183,065	6,842,297
Provisions	16	764,539	720,838
<b>Total liabilities</b>		<b>1,074,725,351</b>	<b>1,092,800,239</b>
		<b>828,286,545</b>	<b>845,838,970</b>
<b>Total equity and liabilities</b>			

**Summary of significant accounting policies**

3

The accompanying notes are an integral part of the financial statements.

As per our report of even date

For Jain Jindal & Co.  
Firm registration No : 025817N  
Chartered Accountants

*Vikash Lath*

**Vikash Lath**  
Partner  
Membership No. : 514103

Place : Gurugram  
Date : 9 May 2018



For and on behalf of the Board of Directors of  
**Multitude Infrastructures Private Limited**

*Ranjit Sarkar*  
**Ranjit Sarkar**  
Director  
DIN- 06785561

*Mahesh Pal Singh*  
**Mahesh Pal Singh**  
Director  
DIN-07108963

**Multitude Infrastructures Private Limited**  
**Statement of Profit and Loss for the year ended 31 March 2018**  
(Amount in Rupees, unless otherwise stated)

	Notes	31 March 2018	31 March 2017
<b>Continuing operations</b>			
Revenue from operations	21	152,086,527	146,087,475
Other income	22	557,342	934,545
<b>Total Income</b>		<b>152,643,869</b>	<b>147,022,020</b>
<b>EXPENSES</b>			
Consumption of food and beverages	23	13,207,131	13,083,929
Employee benefits expense	24	29,938,924	29,749,449
Other expenses	25	77,192,797	75,140,661
Depreciation and amortization expense	26	15,887,183	15,687,134
Finance costs	27	16,404,302	19,732,310
<b>Total Expenses</b>		<b>152,630,337</b>	<b>153,393,483</b>
<b>Profit/(loss) before tax from continuing operations</b>		<b>13,532</b>	<b>(6,371,463)</b>
<b>Tax expense:</b>			
Current tax		2,579	-
Deferred tax		(41,802)	-
<b>Profit/(loss) for the year from continuing operations</b>		<b>52,755</b>	<b>(6,371,463)</b>
<b>Other comprehensive income</b>			
Items that will not be reclassified to profit or loss in subsequent periods			
Re-measurement gains (losses) on defined benefit plans		205,843	289,884
Income tax effect		(39,223)	-
<b>Total other comprehensive income for the year, net of tax</b>		<b>166,620</b>	<b>289,884</b>
<b>Total comprehensive income for the year, net of tax</b>		<b>219,375</b>	<b>(6,081,579)</b>
<b>Earnings per equity share:</b>	28		
Basic		0.01	(1.30)
Diluted		0.01	(1.30)

**Summary of significant accounting policies**

The accompanying notes are an integral part of the financial statements.

As per our report of even date

**For Jain Jindal & Co.**  
Firm registration No : 025817N  
Chartered Accountants

*Vikash Lath*  
**Vikash Lath**  
Partner  
Membership No. : 514103

Place : Gurugram  
Date : 9 May 2018



For and on behalf of the Board of Directors of  
**Multitude Infrastructures Private Limited**

*Ranjit Sarkar*  
**Ranjit Sarkar**  
Director  
DIN- 06785561

*Mahesh Pal Singh*  
**Mahesh Pal Singh**  
Director  
DIN-07108963

**NAAM PROMOTERS PRIVATE LIMITED**  
**BALANCE SHEET AS AT 31 MARCH 2018**  
(Amount in Rupees, unless otherwise stated)

	Notes	As at 31 March 2018	As at 31 March 2017
<b>ASSETS</b>			
<b>Current assets</b>			
Financial assets			
Cash and cash equivalents	4	17,946	9,931
Other current assets	5	-	-
<b>Total Assets</b>		<b>17,946</b>	<b>9,931</b>
<b>EQUITY AND LIABILITIES</b>			
<b>Equity</b>			
Equity share capital	6	150,000	150,000
Other equity	7	(239,969)	(230,920)
Retained Earnings		(89,969)	(80,920)
<b>Total equity</b>			
<b>LIABILITIES</b>			
<b>Current liabilities</b>			
Financial liabilities			
Trade payables	8	5,310	32,330
Other current liabilities	9	102,605	58,521
<b>Total liabilities</b>		<b>107,915</b>	<b>90,851</b>
<b>Total Equity and Liabilities</b>		<b>17,946</b>	<b>9,931</b>

Summary of significant accounting policies

3

The accompanying notes are an integral part of the financial statements.

As per our report of even date

For MNV & CO.  
Firm Reg. No.: 023682N  
Chartered Accountants

*(Signature)*  
Vijayant Suri  
Partner  
Membership No.: 505887

Place : New Delhi  
Date : 9-May-2018

For and on behalf of the Board of Directors of  
**NAAM PROMOTERS PRIVATE LIMITED**

*(Signature)*  
Animesh Mishra  
Director  
DIN- 06549028

*(Signature)*  
Firoz Ahmed Khan  
Director  
DIN-07158432

**NAAM PROMOTERS PRIVATE LIMITED**  
**STATEMENT OF PROFIT AND LOSS FOR THE YEAR ENDED 31 MARCH 2018**  
(Amount in Rupees, unless otherwise stated)

Particulars	Notes	31 March 2018	31 March 2017
Revenue		-	-
<b>Total Income</b>		-	-
<b>EXPENSES</b>			
Finance costs	10	89	115
Other expenses	11	8,960	11,792
<b>Total Expenses</b>		9,049	11,907
<b>Profit/(Loss) before tax</b>		(9,049)	(11,907)
<b>Tax expense:</b>			
Current tax		-	-
<b>Profit/(Loss) for the year</b>		(9,049)	(11,907)
Other comprehensive income		-	-
<b>Total other comprehensive income for the year, net of tax</b>		-	-
<b>Total comprehensive income/(loss) for the year, net of tax</b>		(9,049)	(11,907)
<b>Earnings per equity share:</b>	12		
(1) Basic		(0.60)	(0.79)
(2) Diluted		(0.60)	(0.79)

Summary of significant accounting policies

3

The accompanying notes are an integral part of the financial statements.

As per our report of even date

For MNV & CO.  
Firm Reg. No.: 023682N  
Chartered Accountants

Vikram Suri  
Partner  
Membership No.: 505887



For and on behalf of the Board of Directors of  
**NAAM PROMOTERS PRIVATE LIMITED**

Amitesh Mishra  
Director  
DIN- 06549028

Firoz Ahmed Khan

Firoz Ahmed Khan  
Director  
DIN-07158432

Place : New Delhi  
Date : 9-May-2018



**NANDITA PROMOTERS PRIVATE LIMITED**  
**BALANCE SHEET AS AT 31 MARCH 2018**  
(Amount in Rupees, unless otherwise stated)

	Notes	As at 31 March 2018	As at 31 March 2017
<b>ASSETS</b>			
<b>Current assets</b>			
Financial assets			
Cash and cash equivalents	4	1,138	25,236
<b>Total Assets</b>		<b>1,138</b>	<b>25,236</b>
<b>EQUITY AND LIABILITIES</b>			
<b>Equity</b>			
Equity share capital	5	1,000,000	1,000,000
Other equity	6		
Retained earnings		(1,006,738)	(980,514)
<b>Total equity</b>		<b>(6,738)</b>	<b>19,486</b>
<b>LIABILITIES</b>			
<b>Current liabilities</b>			
Financial liabilities			
Trade payables	7	5,311	5,750
Other current liabilities	8	2,565	-
<b>Total liabilities</b>		<b>7,876</b>	<b>5,750</b>
<b>Total Equity and Liabilities</b>		<b>1,138</b>	<b>25,236</b>
<b>Summary of significant accounting policies</b>	3		

The accompanying notes are an integral part of the financial statements.

As per our report of even date

For Rajeev & Ajay  
Firm registration No. 009977N  
Chartered Accountants

Ajay Sashdeva  
Partner  
Membership No. : 084302

For and on behalf of the Board of Directors of  
**NANDITA PROMOTERS PRIVATE LIMITED**

Pendyala Srinukumar  
Director  
DIN-08129146

Jairaj Vikas Verma  
Director  
DIN-07560019

Place : New Delhi  
Date : 9 May 2018

**NANDITA PROMOTERS PRIVATE LIMITED**  
**STATEMENT OF PROFIT AND LOSS FOR THE YEAR ENDED 31 MARCH 2018**  
(Amount in Rupees, unless otherwise stated)

Particulars	Notes	31 March 2018	31 March 2017
Revenue		-	-
Total Income (I)		-	-
<b>EXPENSES</b>			
Finance costs	9	89	86
Other expenses	10	26,135	9,055
Total Expenses (II)		26,224	9,141
Profit/(Loss) before tax from continuing operations (I-II)		(26,224)	(9,141)
Tax expense:			
Current Tax		-	-
Profit/(Loss) for the year from continuing operations		(26,224)	(9,141)
Other Comprehensive Income		-	-
Total other comprehensive income for the year, net of tax		-	-
Total comprehensive income/(loss) for the year, net of tax		(26,224)	(9,141)
Earnings per equity share (computed on the basis of profit/(loss) for the year):	11		
(1) Basic		(0.26)	(0.09)
(2) Diluted		(0.26)	(0.09)
Summary of significant accounting policies	3		

The accompanying notes are an integral part of the financial statements.

As per our report of even date

For Rajeev & Ajay  
Firm registration No : 009977N  
Chartered Accountants

  
Ajay Sachdeva  
Partner  
Membership No. : 084302

For and on behalf of the Board of Directors of  
NANDITA PROMOTERS PRIVATE LIMITED

  
Pendyala Srinukumar  
Director  
DIN-08129146

  
Jairaj Vikas Verma  
Director  
DIN-07560019

Place : New Delhi  
Date : 9 May 2018

NAVRATTAN BUILDCON PRIVATE LIMITED  
BALANCE SHEET AS AT 31 MARCH 2018  
(Amount in Rupees, unless otherwise stated)

	Notes	As at 31 March 2018	As at 31 March 2017
<b>ASSETS</b>			
Current assets			
Inventories	4	119,708,055	119,708,055
Financial assets			
Cash and cash equivalents	5	18,561	12,550
Other current assets	6	-	-
<b>Total Assets</b>		<b>119,726,616</b>	<b>119,720,605</b>
<b>EQUITY AND LIABILITIES</b>			
Equity			
5. Ca Equity share capital	7	1,000,000	1,000,000
Other equity	8		
Retained earnings		(435,024)	(433,255)
<b>Total equity</b>		<b>564,976</b>	<b>566,745</b>
<b>LIABILITIES</b>			
Current liabilities			
Financial liabilities			
Trade payables	9	5,310	11,368
Other current liabilities	10	119,156,330	119,142,492
<b>Total liabilities</b>		<b>119,161,640</b>	<b>119,153,860</b>
<b>Total Equity and Liabilities</b>		<b>119,726,616</b>	<b>119,720,605</b>
Summary of significant accounting policies	3		

The accompanying notes are an integral part of the financial statements.

As per our report of even date

For Rajeev & Ajay  
Firm registration No.: 009977N  
Chartered Accountants

Ajay Sachdeva  
Partner  
Membership No.: 084302

For and on behalf of the Board of Directors of  
NAVRATTAN BUILDCON PRIVATE LIMITED

Mayank Sharma  
Director  
DIN-08129100

Kamal Bajaj  
Director  
DIN-06713913

Place : New Delhi  
Date : 9 May 2018

NAVRATTAN BUILDCON PRIVATE LIMITED  
STATEMENT OF PROFIT AND LOSS FOR THE YEAR ENDED 31 MARCH 2018  
(Amount in Rupees, unless otherwise stated)

Particulars	Notes	31 March 2018	31 March 2017
Other Income	11	5,618	-
Total Income (I)		5,618	-
<b>EXPENSES</b>			
Finance costs	12	89	1,492
Other expenses	13	7,298	7,005
Total Expenses (II)		7,387	8,497
Profit/(Loss) before tax from continuing operations (I-II)		(1,769)	(8,497)
Tax expense:			
Current Tax		-	-
Profit/(Loss) for the year from continuing operations		(1,769)	(8,497)
Other Comprehensive Income		-	-
Total other comprehensive income for the year, net of tax		-	-
Total comprehensive income/(loss) for the year, net of tax		(1,769)	(8,497)
Earnings per equity share (computed on the basis of profit/(loss) for the year):	14		
(1) Basic		(0.02)	(0.08)
(2) Diluted		(0.02)	(0.08)

Summary of significant accounting policies 3

The accompanying notes are an integral part of the financial statements.

As per our report of even date

For Rajeev & Ajay  
Firm registration No.: 009977N  
Chartered Accountants

Ajay Sachdeva  
Partner  
Membership No.: 084302

For and on behalf of the Board of Directors of  
NAVRATTAN BUILDCON PRIVATE LIMITED

Mayank Sharma  
Director  
DIN-08129100

Kamal Bajaj  
Director  
DIN-06713913

Place : New Delhi  
Date : 9 May 2018

**NAYAS PROJECTS PRIVATE LIMITED**  
**BALANCE SHEET AS AT 31 MARCH 2018**  
(Amount in Rupees, unless otherwise stated)

	Notes	31 March 2018	31 March 2017
<b>ASSETS</b>			
<b>Current assets</b>			
Inventories	4	281,163,661	150,113,972
Financial assets			
Cash and cash equivalents	5	20,352	60,615
Other current assets	6	20,787,035	88,705,404
<b>Total assets</b>		<b>301,971,048</b>	<b>238,879,991</b>
<b>EQUITY AND LIABILITIES</b>			
<b>Equity</b>			
Equity share capital	7	100,000	100,000
Other equity	8	(39,482,666)	(1,361,578)
<b>Total equity</b>		<b>(39,382,666)</b>	<b>(1,261,578)</b>
<b>LIABILITIES</b>			
<b>Current liabilities</b>			
Financial liabilities			
Trade payables	9	5,310	5,750
Other current liabilities	10	341,348,404	240,135,819
<b>Total liabilities</b>		<b>341,353,714</b>	<b>240,141,569</b>
<b>Total equity and liabilities</b>		<b>301,971,048</b>	<b>238,879,991</b>

Summary of significant accounting policies

3

The accompanying notes are an integral part of the financial statements.

As per our report of even date

For MNV & CO.

Firm Reg. No.: 023682N

Chartered Accountants

Vikrant Suri

Partner

Membership No.: 505887



For and on behalf of the Board of Directors of  
**NAYAS PROJECTS PRIVATE LIMITED**

*Mayank Sharma*

Mayank Sharma  
Director

DIN-08129100

*Kamal Bajaj*

Kamal Bajaj  
Director

DIN-06713913

Place : New Delhi

Date : 9-May-2018

**NAYAS PROJECTS PRIVATE LIMITED**  
**STATEMENT OF PROFIT AND LOSS FOR THE YEAR ENDED 31 MARCH 2018**  
(Amount in Rupees, unless otherwise stated)

Particulars	Notes	31 March 2018	31 March 2017
Revenue		-	-
<b>Total Income</b>		-	-
<b>EXPENSES</b>			
Finance costs	11	664	115
Other expenses	12	38,120,424	7,620
<b>Total Expenses</b>		<b>38,121,088</b>	<b>7,735</b>
<b>Profit/(Loss) before tax</b>		<b>(38,121,088)</b>	<b>(7,735)</b>
<b>Tax expense:</b>			
Current tax		-	-
<b>Profit/(Loss) for the year</b>		<b>(38,121,088)</b>	<b>(7,735)</b>
Other comprehensive income		-	-
<b>Total other comprehensive income for the year, net of tax</b>		<b>-</b>	<b>-</b>
<b>Total comprehensive income/(loss) for the year, net of tax</b>		<b>(38,121,088)</b>	<b>(7,735)</b>
<b>Earnings per equity share:</b>	13		
Basic (Rs.)		(3,812.11)	(0.77)
Diluted (Rs.)		(3,812.11)	(0.77)
Summary of significant accounting policies	3		

The accompanying notes are an integral part of the financial statements.

As per our report of even date

For MNV & CO.  
Firm Reg. No.: 023682N  
Chartered Accountants

Vikram Suri  
Partner

Membership No.: 505887



For and on behalf of the Board of Directors of  
**NAYAS PROJECTS PRIVATE LIMITED**

Mayank Sharma  
Director  
DIN-08129100

Kamal Bajaj  
Director  
DIN-06713913

Place : New Delhi  
Date : 9-May-2018

**NETTLE PROPBUILD PRIVATE LIMITED**  
**BALANCE SHEET AS AT 31 MARCH 2018**  
(Amount in Rupees, unless otherwise stated)

	Notes	As at 31 March 2018	As at 31 March 2017
<b>ASSETS</b>			
Current assets			
Inventories	4	59,059,773	59,059,773
Financial assets			
Cash and cash equivalents	5	18,821	12,810
Other financial assets	6	280,231	335,841
<b>Total Assets</b>		<b>59,358,825</b>	<b>59,408,424</b>
<b>EQUITY AND LIABILITIES</b>			
Equity			
Equity share capital	7	100,000	100,000
Other equity	8		
Retained earnings		(319,399)	(312,324)
<b>Total equity</b>		<b>(219,399)</b>	<b>(212,324)</b>
<b>LIABILITIES</b>			
Current liabilities			
Financial liabilities			
Trade payables	9	5,310	5,750
Other current liabilities	10	59,572,914	59,614,998
<b>Total liabilities</b>		<b>59,578,224</b>	<b>59,620,748</b>
<b>Total Equity and Liabilities</b>		<b>59,358,825</b>	<b>59,408,424</b>
Summary of significant accounting policies	3		

The accompanying notes are an integral part of the financial statements.

As per our report of even date

For Rajeev & Ajay  
Firm registration No : 009977N  
Chartered Accountants

Ajay Sachdeva  
Partner  
Membership No. : 084302



For and on behalf of the Board of Directors of  
NETTLE PROPBUILD PRIVATE LIMITED

Mayank Sharma  
Director  
DIN-08129100

Kamal Bajaj  
Director  
DIN-06713913

Place : New Delhi  
Date : 9 May 2018

NETTLE PROPBUILD PRIVATE LIMITED  
STATEMENT OF PROFIT AND LOSS FOR THE YEAR ENDED 31 MARCH 2018  
(Amount in Rupees, unless otherwise stated)

Particulars	Notes	31 March 2018	31 March 2017
Revenue			
Total Income (I)		-	-
EXPENSES			
Finance costs	11	89	121
Other expenses	12	6,986	7,006
Total Expenses (II)		7,074	7,127
Profit/(Loss) before tax from continuing operations (I-II)		(7,074)	(7,127)
Tax expense:			
Current Tax		-	-
Profit/(Loss) for the year from continuing operations		(7,074)	(7,127)
Other Comprehensive Income		-	-
Total other comprehensive income for the year, net of tax		-	-
Total comprehensive income/(loss) for the year, net of tax		(7,074)	(7,127)
Earnings per equity share (computed on the basis of profit/(loss) for the year):	13		
(1) Basic		(0.71)	(0.71)
(2) Diluted		(0.71)	(0.71)
Summary of significant accounting policies	3		

The accompanying notes are an integral part of the financial statements.

As per our report of even date

For Rajeev & Ajay  
Firm registration No : 009977N  
Chartered Accountants

Ajay Sachdeva  
Partner  
Membership No. : 084302



For and on behalf of the Board of Directors of  
NETTLE PROPBUILD PRIVATE LIMITED

Mayank Sharma  
Director  
DIN-08129100

Kamal Bajaj  
Director  
DIN-06713913

Place : New Delhi  
Date : 9 May 2018



NEWT PROPBUILD PRIVATE LIMITED  
BALANCE SHEET AS AT 31 MARCH 2018  
(Amount in Rupees, unless otherwise stated)

	Notes	As at 31 March 2018	As at 31 March 2017
<b>ASSETS</b>			
Current assets			
Inventories	4	20,713,380	20,713,380
Financial assets			
Cash and cash equivalents	5	18,404	13,393
Other financial assets	6	1,417,641	1,417,641
<b>Total Assets</b>		<b>22,149,425</b>	<b>22,144,414</b>
<b>EQUITY AND LIABILITIES</b>			
Equity			
Equity share capital	7	100,000	100,000
Other equity	8	(268,558)	(261,485)
Retained earnings		(168,558)	(161,485)
<b>Total equity</b>		<b>(168,558)</b>	<b>(161,485)</b>
<b>LIABILITIES</b>			
Current liabilities			
Financial liabilities			
Trade payables	9	5,310	5,750
Other current liabilities	10	22,312,674	22,300,149
<b>Total liabilities</b>		<b>22,317,984</b>	<b>22,305,899</b>
<b>Total Equity and Liabilities</b>		<b>22,149,425</b>	<b>22,144,414</b>

Summary of significant accounting policies 3

The accompanying notes are an integral part of the financial statements.

As per our report of even date

For Rajeev & Ajay  
Firm registration No : 009977N  
Chartered Accountants

  
Ajay Sachdeva  
Partner  
Membership No. : 084302

For and on behalf of the Board of Directors of  
NEWT PROPBUILD PRIVATE LIMITED

  
Nishant Sabharwal  
Director  
DIN-03465426

  
Mayank Sharma  
Director  
DIN-8129100

Place : New Delhi  
Date : 9 May 2018


NEWT PROPBUILD PRIVATE LIMITED  
STATEMENT OF PROFIT AND LOSS FOR THE YEAR ENDED 31 MARCH 2018  
(Amount in Rupees, unless otherwise stated)

Particulars	Notes	31 March 2018	31 March 2017
Revenue		-	-
Total Income (I)		-	-
EXPENSES			
Finance costs	11	89	1,492
Other expenses	12	6,985	6,801
Total Expenses (II)		7,074	8,293
Profit/(Loss) before tax from continuing operations (I-II)		(7,074)	(8,293)
Tax expense:			
Current Tax		-	-
Profit/(Loss) for the year from continuing operations		(7,074)	(8,293)
Other Comprehensive Income		-	-
Total other comprehensive income for the year, net of tax		-	-
Total comprehensive income/(loss) for the year, net of tax		(7,074)	(8,293)
Earnings per equity share (computed on the basis of profit/(loss) for the year):	13		
(1) Basic		(0.71)	(0.83)
(2) Diluted		(0.71)	(0.83)


Summary of significant accounting policies 3

The accompanying notes are an integral part of the financial statements.

As per our report of even date

For Rajeev & Ajay  
Firm registration No : 009977N  
Chartered Accountants  
  
Ajay Sachdeva  
Partner  
Membership No. : 084302

For and on behalf of the Board of Directors of  
NEWT PROPBUILD PRIVATE LIMITED

  
Nishant Sabharwal  
Director  
DIN-03465426

  
Mayank Sharma  
Director  
DIN-8129100

Place : New Delhi  
Date : 9 May 2018

**NIPPER PROPBUILD PRIVATE LIMITED**  
**BALANCE SHEET AS AT 31 MARCH 2018**  
(Amount in Rupees, unless otherwise stated)

	Notes	As at 31 March 2018	As at 31 March 2017
<b>ASSETS</b>			
Current assets			
Inventories	4	73,910,771	73,910,771
Financial assets			
Cash and cash equivalents	5	18,062	16,362
Other financial assets	6	18,303,281	24,471,101
Other current assets	7	306,532	306,532
<b>Total Assets</b>		<b>92,538,646</b>	<b>98,704,766</b>
<b>EQUITY AND LIABILITIES</b>			
Equity			
Equity share capital	8	100,000	100,000
Other equity	9		
Retained earnings		(265,324)	(257,314)
<b>Total equity</b>		<b>(165,324)</b>	<b>(157,314)</b>
<b>LIABILITIES</b>			
Current liabilities			
Financial liabilities			
Trade payables	10	5,311	5,750
Other current liabilities	11	92,698,659	98,856,330
<b>Total liabilities</b>		<b>92,703,970</b>	<b>98,862,080</b>
<b>Total Equity and Liabilities</b>		<b>92,538,646</b>	<b>98,704,766</b>
Summary of significant accounting policies	3		


The accompanying notes are an integral part of the financial statements.

As per our report of even date

For Rajeev & Ajay  
Firm registration No : 009977N  
Chartered Accountants

  
Ajay Sachdeva  
Partner  
Membership No. : 084302

For and on behalf of the Board of Directors of  
NIPPER PROPBUILD PRIVATE LIMITED

  
Lalit Prasad Singh  
Director  
DIN-08129091

  
Vijay Garg  
Director  
DIN-08129147

Place : New Delhi  
Date : 9 May 2018

NIPPER PROPBUILD PRIVATE LIMITED  
STATEMENT OF PROFIT AND LOSS FOR THE YEAR ENDED 31 MARCH 2018  
(Amount in Rupees, unless otherwise stated)

Particulars	Notes	31 March 2018	31 March 2017
Revenue		-	-
Total Income (I)		-	-
EXPENSES			
Finance costs	12	89	1,463
Other expenses	13	7,921	6,699
Total Expenses (II)		8,010	8,162
Profit/(Loss) before tax from continuing operations (I-II)		(8,010)	(8,162)
Tax expense:			
Current Tax		-	-
Profit/(Loss) for the year from continuing operations		(8,010)	(8,162)
Other Comprehensive Income		-	-
Total other comprehensive income for the year, net of tax		-	-
Total comprehensive income/(loss) for the year, net of tax		(8,010)	(8,162)
Earnings per equity share (computed on the basis of profit/(loss) for the year):	14		
(1) Basic		(0.80)	(0.82)
(2) Diluted		(0.80)	(0.82)

Summary of significant accounting policies 3

The accompanying notes are an integral part of the financial statements.

As per our report of even date

For Rajeev & Ajay  
Firm registration No : 009977N  
Chartered Accountants

Ajay Sachdeva  
Partner  
Membership No. : 084302

For and on behalf of the Board of Directors of  
NIPPER PROPBUILD PRIVATE LIMITED

Lafan Prasad Singh  
Director  
DIN-08129091

Vijay Garg  
Director  
DIN-08129147

Place : New Delhi  
Date : 9 May 2018

**NISHKARSH ESTATES PRIVATE LIMITED**  
**BALANCE SHEET AS AT 31 MARCH 2018**  
(Amount in Rupees, unless otherwise stated)

	Notes	As at 31 March 2018	As at 31 March 2017
<b>ASSETS</b>			
<b>Current assets</b>			
Inventories	4	132,235,697	132,235,697
Financial assets			
Cash and cash equivalents	5	17,100	8,733
<b>Total Assets</b>		<b>132,252,797</b>	<b>132,244,430</b>
<b>EQUITY AND LIABILITIES</b>			
<b>Equity</b>			
Equity share capital	6	1,000,000	1,000,000
Other equity	7		
Retained Earnings		(403,313)	(387,841)
<b>Total equity</b>		<b>596,687</b>	<b>612,159</b>
<b>LIABILITIES</b>			
<b>Current liabilities</b>			
Financial liabilities			
Trade payables	8	5,310	5,750
Other current liabilities	9	131,650,800	131,626,521
<b>Total liabilities</b>		<b>131,656,110</b>	<b>131,632,271</b>
<b>Total Equity and Liabilities</b>		<b>132,252,797</b>	<b>132,244,430</b>
Summary of significant accounting policies	3		

The accompanying notes are an integral part of the financial statements.

As per our report of even date

For MNV & CO.  
Firm Reg. No.: 023682N  
Chartered Accountants

Vikrant Suri  
Partner  
Membership No.: 505887



Place : New Delhi  
Date : 09-May-2018

For and on behalf of the Board of Directors of  
**NISHKARSH ESTATES PRIVATE LIMITED**

Vijay Garg  
Director  
DIN-08129147

Kamal Bajaj  
Director  
DIN- 06713913

*(Signature)*  
Vijay Garg

*(Signature)*  
Kamal Bajaj

**NISHIKARSH ESTATES PRIVATE LIMITED**  
**STATEMENT OF PROFIT AND LOSS FOR THE YEAR ENDED 31 MARCH 2018**  
(Amount in Rupees, unless otherwise stated)

Particulars	Notes	31 March 2018	31 March 2017
Revenue		-	-
<b>Total Income</b>		-	-
<b>EXPENSES</b>			
Finance costs	10	89	115
Other expenses	11	15,383	8,645
<b>Total Expenses</b>		15,472	8,760
<b>Profit/(Loss) before tax</b>		(15,472)	(8,760)
<b>Tax expense:</b>			
Current tax		-	-
<b>Profit/(Loss) for the year</b>		(15,472)	(8,760)
Other comprehensive income		-	-
<b>Total other comprehensive income for the year, net of tax</b>		-	-
<b>Total comprehensive income/(loss) for the year, net of tax</b>		(15,472)	(8,760)
<b>Earnings per equity share:</b>	12		
(1) Basic		(0.15)	(0.09)
(2) Diluted		(0.15)	(0.09)

Summary of significant accounting policies 3

The accompanying notes are an integral part of the financial statements.

As per our report of even date

For MNV & CO.  
Firm Reg. No.: 023682N  
Chartered Accountants

Vikrant Suri  
Partner  
Membership No.: 505887



For and on behalf of the Board of Directors of  
**NISHIKARSH ESTATES PRIVATE LIMITED**

Vijay Garg  
Director  
DIN-08129147

Kamal Bajaj  
Director  
DIN-06713913

Place : New Delhi  
Date : 09-May-2018

**NOTCH PROPBUILD PRIVATE LIMITED**  
**BALANCE SHEET AS AT 31 MARCH 2018**  
(Amount in Rupees, unless otherwise stated)

	Notes	As at 31 March 2018	As at 31 March 2017
<b>ASSETS</b>			
<b>Current assets</b>			
Inventories	4	79,818,272	80,017,385
Financial assets			
Cash and cash equivalents	5	16,893	16,128
Other financial assets	6	105,147,590	130,872,511
<b>Total Assets</b>		<b>184,982,755</b>	<b>210,906,024</b>
<b>EQUITY AND LIABILITIES</b>			
<b>Equity</b>			
Equity share capital	7	100,000	100,000
Other equity	8		
Retained earnings		(476,599)	(461,875)
<b>Total equity</b>		<b>(376,599)</b>	<b>(361,875)</b>
<b>LIABILITIES</b>			
<b>Current liabilities</b>			
Financial liabilities			
Trade payables	9	5,310	5,750
Other current liabilities	10	185,354,044	211,262,150
<b>Total liabilities</b>		<b>185,359,354</b>	<b>211,267,900</b>
<b>Total Equity and Liabilities</b>		<b>184,982,755</b>	<b>210,906,024</b>
<b>Summary of significant accounting policies</b>	3		

The accompanying notes are an integral part of the financial statements.

As per our report of even date

For Rajeev & Ajay  
Firm registration No : 009977N  
Chartered Accountants

Ajay Sachdeva  
Partner  
Membership No. : 084302

For and on behalf of the Board of Directors of  
NOTCH PROPBUILD PRIVATE LIMITED

Vijay Garg  
Director  
DIN-08129147

Kamal Bajaj  
Director  
DIN-06713913

Place : New Delhi  
Date : 9 May 2018

**NOTCH PROPBUILD PRIVATE LIMITED**  
**STATEMENT OF PROFIT AND LOSS FOR THE YEAR ENDED 31 MARCH 2018**  
(Amount in Rupees, unless otherwise stated)

Particulars	Notes	31 March 2018	31 March 2017
Revenue		-	-
<b>Total Income (I)</b>		-	-
<b>EXPENSES</b>			
Finance costs	11	89	97
Other expenses	12	14,636	7,314
<b>Total Expenses (II)</b>		<b>14,724</b>	<b>7,411</b>
<b>Profit/(Loss) before tax from continuing operations (I-II)</b>		<b>(14,724)</b>	<b>(7,411)</b>
<b>Tax expense:</b>			
Current Tax		-	-
<b>Profit/(Loss) for the year from continuing operations</b>		<b>(14,724)</b>	<b>(7,411)</b>
<b>Other Comprehensive Income</b>		-	-
<b>Total other comprehensive income for the year, net of tax</b>		-	-
<b>Total comprehensive income/(loss) for the year, net of tax</b>		<b>(14,724)</b>	<b>(7,411)</b>
Earnings per equity share (computed on the basis of profit/(loss) for the year):	13		
(1) Basic		(1.47)	(0.74)
(2) Diluted		(1.47)	(0.74)

Summary of significant accounting policies

3

The accompanying notes are an integral part of the financial statements.

As per our report of even date

For Rajeev & Ajay  
Firm registration No : 009977N  
Chartered Accountants

Ajay Sachdeva  
Partner  
Membership No. : 084302

For and on behalf of the Board of Directors of  
NOTCH PROPBUILD PRIVATE LIMITED

Vijay Garg  
Director  
DIN-08129147

Kamal Bajaj  
Director  
DIN-06713913

Place : New Delhi  
Date : 9 May 2018



**PANSY BUILDCONS PRIVATE LIMITED**  
**BALANCE SHEET AS AT 31 MARCH 2018**  
(Amount in Rupees, unless otherwise stated)

	Notes	As at 31 March 2018	As at 31 March 2017
<b>ASSETS</b>			
<b>Current assets</b>			
Financial assets			
Cash and cash equivalents	4	17,359	23,510
Other financial assets	5	33,973,994	33,980,994
Other current assets	6	-	9,338
<b>Total Assets</b>		<b>33,991,353</b>	<b>34,013,842</b>
<b>EQUITY AND LIABILITIES</b>			
<b>Equity</b>			
Equity share capital	7	200,000	200,000
Other equity	8	33,745,683	33,770,718
<b>Total equity</b>		<b>33,945,683</b>	<b>33,970,718</b>
<b>LIABILITIES</b>			
<b>Current liabilities</b>			
Financial liabilities			
Trade payables	9	5,310	36,250
Other current liabilities	10	40,360	6,874
<b>Total liabilities</b>		<b>45,670</b>	<b>43,124</b>
<b>Total Equity and Liabilities</b>		<b>33,991,353</b>	<b>34,013,842</b>

Summary of significant accounting policies 3

The accompanying notes are an integral part of the financial statements.

As per our report of even date

For Rajeev & Ajay  
Firm registration No : 009977N  
Chartered Accountants

*Ajay Sachdeva*  
Ajay Sachdeva  
Partner  
Membership No. : 084302



For and on behalf of the Board of Directors of  
PANSY BUILDCONS PRIVATE LIMITED

*Bharanp*  
Korada Bhavaniprasad  
Director  
DIN-08129240

*Gaurav Seth*  
Gaurav Seth  
Director  
DIN-08129148

Place : New Delhi  
Date : 9 May 2018

**PANSY BUILDCONS PRIVATE LIMITED**  
**STATEMENT OF PROFIT AND LOSS FOR THE YEAR ENDED 31 MARCH 2018**  
(Amount in Rupees, unless otherwise stated)

Particulars	Notes	31 March 2018	31 March 2017
Other income	11	-	300
<b>Total Income (I)</b>		<b>-</b>	<b>300</b>
<b>EXPENSES</b>			
Finance costs	12	89	115
Other expenses	13	24,946	39,859
<b>Total Expenses (II)</b>		<b>25,035</b>	<b>39,974</b>
<b>Profit/(Loss) before tax from continuing operations (I-II)</b>		<b>(25,035)</b>	<b>(39,674)</b>
Tax expense:			
Current Tax		-	-
<b>Profit/(Loss) for the year from continuing operations</b>		<b>(25,035)</b>	<b>(39,674)</b>
<b>Other Comprehensive Income</b>			
<b>Total other comprehensive income for the year, net of tax</b>		<b>-</b>	<b>-</b>
<b>Total comprehensive income/(loss) for the year, net of tax</b>		<b>(25,035)</b>	<b>(39,674)</b>
Earnings per equity share (computed on the basis of profit/(loss) for the year):	14		
(1) Basic		(1.25)	(1.98)
(2) Diluted		(1.25)	(1.98)

Summary of significant accounting policies 3

The accompanying notes are an integral part of the financial statements.

As per our report of even date

For Rajeev & Ajay  
Firm registration No : 009977N  
Chartered Accountants

Ajay Sachdeva  
Partner

Membership No. : 084302



For and on behalf of the Board of Directors of  
**PANSY BUILDCONS PRIVATE LIMITED**

*Bhavaniprasad*  
Korada Bhavaniprasad  
Director  
DIN-08129240

*Gaurav Seth*  
Gaurav Seth  
Director  
DIN-08129148

Place : New Delhi  
Date : 9 May 2018

**PAVING PROPBUILD PRIVATE LIMITED**  
**BALANCE SHEET AS AT 31 MARCH 2018**  
(Amount in Rupees, unless otherwise stated)

	Notes	As at 31 March 2018	As at 31 March 2017
<b>ASSETS</b>			
<b>Current assets</b>			
Inventories	4	5,077,290	10,577,687
Financial assets			
Cash and cash equivalents	5	18,154	13,143
Other current assets	6	-	877,174
<b>Total Assets</b>		<b>5,095,444</b>	<b>11,468,004</b>
<b>EQUITY AND LIABILITIES</b>			
<b>Equity</b>			
Equity share capital	7	100,000	100,000
Other equity	8		
Retained earnings		(1,134,789)	(258,665)
<b>Total equity</b>		<b>(1,034,789)</b>	<b>(158,665)</b>
<b>LIABILITIES</b>			
<b>Current liabilities</b>			
Financial liabilities			
Trade payables	9	5,310	5,750
Other current liabilities	10	6,124,923	11,620,919
<b>Total liabilities</b>		<b>6,130,233</b>	<b>11,626,669</b>
<b>Total Equity and Liabilities</b>		<b>5,095,444</b>	<b>11,468,004</b>
Summary of significant accounting policies	3		

The accompanying notes are an integral part of the financial statements.

As per our report of even date

For Rajeev & Ajay  
Firm registration No : 009977N  
Chartered Accountants

Ajay Sachdeva  
Partner  
Membership No. : 084302



For and on behalf of the Board of Directors of  
PAVING PROPBUILD PRIVATE LIMITED

Vijay Garg  
Director  
DIN-08129147

Kamal Bajaj  
Director  
DIN-06713913

Place : New Delhi  
Date : 9 May 2018

PAVING PROPBUILD PRIVATE LIMITED  
STATEMENT OF PROFIT AND LOSS FOR THE YEAR ENDED 31 MARCH 2018  
(Amount in Rupees, unless otherwise stated)

Particulars	Notes	31 March 2018	31 March 2017
Other income	11	8,125	-
Total Income (I)		8,125	-
<b>EXPENSES</b>			
Finance costs	12	89	805
Other expenses	13	884,160	6,699
Total Expenses (II)		884,249	7,504
Profit/(Loss) before tax from continuing operations (I-II)		(876,124)	(7,504)
Tax expense:			
Current Tax		-	-
Profit/(Loss) for the year from continuing operations		(876,124)	(7,504)
Other Comprehensive Income		-	-
Total other comprehensive income for the year, net of tax		-	-
Total comprehensive income/(loss) for the year, net of tax		(876,124)	(7,504)
Earnings per equity share (computed on the basis of profit/(loss) for the year):	14		
(1) Basic		(87.61)	(0.75)
(2) Diluted		(87.61)	(0.75)

Summary of significant accounting policies 3

The accompanying notes are an integral part of the financial statements.

As per our report of even date

For Rajeev & Ajay  
Firm registration No : 009977N  
Chartered Accountants

Ajay Sachdeva  
Partner  
Membership No. : 084302



For and on behalf of the Board of Directors of  
PAVING PROPBUILD PRIVATE LIMITED

Vijay Garg  
Director  
DIN-08129147

Kamal Bajaj  
Director  
DIN-06713913

Place : New Delhi  
Date : 9 May 2018

PERCH CONBUILD PRIVATE LIMITED  
BALANCE SHEET AS AT 31 MARCH 2018  
(Amount in Rupees, unless otherwise stated)

	Notes	As at 31 March 2018	As at 31 March 2017
<b>ASSETS</b>			
<b>Non-current assets</b>			
Financial assets			
Investments	4	-	-
<b>Current assets</b>			
Financial assets			
Cash and cash equivalents	5	18,114	10,103
<b>Total Assets</b>		<b>18,114</b>	<b>10,103</b>
<b>EQUITY AND LIABILITIES</b>			
<b>Equity</b>			
Equity share capital	6	100,000	100,000
Other equity	7		
Retained earnings		(25,113,629)	(25,111,447)
<b>Total equity</b>		<b>(25,013,629)</b>	<b>(25,011,447)</b>
<b>LIABILITIES</b>			
<b>Current liabilities</b>			
Financial liabilities			
Trade payables	8	5,310	11,475
Other current liabilities	9	25,026,433	25,010,075
<b>Total liabilities</b>		<b>25,031,743</b>	<b>25,021,550</b>
<b>Total Equity and Liabilities</b>		<b>18,114</b>	<b>10,103</b>
Summary of significant accounting policies	3		

The accompanying notes are an integral part of the financial statements.

As per our report of even date.

For Rajeev & Ajay  
Firm registration No : 009977N  
Chartered Accountants

*Ajay Sachdeva*  
Ajay Sachdeva  
Partner  
Membership No. : 084302

Place : New Delhi  
Date : 9 May 2018

For and on behalf of the Board of Directors of  
PERCH CONBUILD PRIVATE LIMITED

*Chandra Shekher Joshi*  
Chandra Shekher Joshi  
Director  
DIN- 07099624

*Vijay Garg*  
Vijay Garg  
Director  
DIN-08129147

PERCH CONBUILD PRIVATE LIMITED  
STATEMENT OF PROFIT AND LOSS FOR THE YEAR ENDED 31 MARCH 2018  
(Amount in Rupees, unless otherwise stated)

Particulars	Notes	31 March 2018	31 March 2017
Other income	10	5,725	-
Total Income (I)		5,725	-
EXPENSES			
Finance costs	11	89	115
Other expenses	12	7,818	1,784,888
Total Expenses (II)		7,906	1,785,003
Profit/(Loss) before tax from continuing operations (I-II)		(2,181)	(1,785,003)
Tax expense:			
Current Tax		-	-
Profit/(Loss) for the year from continuing operations		(2,181)	(1,785,003)
Other Comprehensive Income		-	-
Total other comprehensive income for the year, net of tax		-	-
Total comprehensive income/(loss) for the year, net of tax		(2,181)	(1,785,003)
Earnings per equity share (computed on the basis of profit/(loss) for the year):	13		
(1) Basic		(0.22)	(178.50)
(2) Diluted		(0.22)	(178.50)

Summary of significant accounting policies 3

The accompanying notes are an integral part of the financial statements.

As per our report of even date

For Rajeev & Ajay  
Firm registration No : 009977N  
Chartered Accountants

Ajay Sachdeva  
Partner

Membership No. : 084302



For and on behalf of the Board of Directors of  
PERCH CONBUILD PRIVATE LIMITED

Chandra Shekher Joshi  
Director  
DIN- 07099624

Vijay Garg  
Director  
DIN-08129147

Place : New Delhi  
Date : 9 May 2018

**PERPETUAL REALTORS PRIVATE LIMITED**  
**STATEMENT OF PROFIT AND LOSS FOR THE YEAR ENDED 31 MARCH 2018**  
(Amount in Rupees, unless otherwise stated)

Particulars	Notes	31 March 2018	31 March 2017
Revenue		-	-
<b>Total Income</b>		-	-
<b>EXPENSES</b>			
Other expenses	12	135,645	31,769
Finance costs	13	102	115
<b>Total Expenses</b>		135,747	31,884
<b>Profit/(Loss) before tax</b>		(135,747)	(31,884)
<b>Tax expense:</b>			
Current tax		-	-
<b>Profit/(Loss) for the year</b>		(135,747)	(31,884)
Other comprehensive income		-	-
<b>Total other comprehensive income for the year, net of tax</b>		-	-
<b>Total comprehensive income/(loss) for the year, net of tax</b>		(135,747)	(31,884)
Earnings per equity share:	14		
Basic (Rs.)		(13.57)	(3.19)
Diluted (Rs.)		(13.57)	(3.19)

Summary of significant accounting policies 3

The accompanying notes are an integral part of the financial statements.

**As per our report of even date**

**For MNV & CO.**  
Firm Reg. No.: 023682N  
Chartered Accountants

  
**Vikrant Suri**  
Partner  
Membership No.: 505887



For and on behalf of the Board of Directors of  
**PERPETUAL REALTORS PRIVATE LIMITED**

  
**Manoj Soni**  
Director  
DIN- 08129479

  
**Jibran Khalid Masood**  
Director  
DIN- 08129167

Place : New Delhi  
Date : 9-May-2018

**PERPETUAL REALTORS PRIVATE LIMITED**  
**CASH FLOW STATEMENT FOR THE YEAR ENDED 31 MARCH 2018**  
(Amount in Rupees, unless otherwise stated)

Particulars	31 March 2018	31 March 2017
<b>Operating activities</b>		
Profit/(Loss) before tax from operations	(135,747)	(31,884)
	(135,747)	(31,884)
<i>Working capital adjustments :</i>		
Increase/(decrease) in trade payables	15,160	(3,275)
Increase / (decrease) in short term provisions	-	(4,524)
Increase / (decrease) in other current liabilities	(535,945)	33,981
(Increase) / decrease in other current assets	679,000	-
<b>Net Increase/(Decrease) in Working Capital</b>	<b>158,215</b>	<b>26,181</b>
Income tax paid	-	-
<b>Net cash flow from/(used in) operating activities</b>	<b>22,468</b>	<b>(5,702)</b>
<b>Investing activities:</b>		
Net cash flows from/(used in) investing activities	-	-
<b>Financing activities:</b>		
Net Cash Generated/(Used) in Financing Activities:	-	-
<b>Net Change in Cash &amp; cash equivalents</b>	<b>22,468</b>	<b>(5,702)</b>
Cash & cash equivalents as at end of the year	30,754	8,286
Cash & cash equivalents as at the beginning of year	8,286	13,988
<b>Components of cash and cash equivalents</b>	<b>31 March 2018</b>	<b>31 March 2017</b>
With banks		
- on current accounts	30,754	8,286
<b>Total cash and cash equivalents</b>	<b>30,754</b>	<b>8,286</b>

Summary of significant accounting policies 3

The accompanying notes are an integral part of the financial statements.

As per our report of even date

For MNV & CO.  
Firm Reg. No.: 0236824  
Chartered Accountants

Vikrant Suri  
Partner  
Membership No.: 505887



For and on behalf of the Board of Directors of  
**PERPETUAL REALTORS PRIVATE LIMITED**

Mansoor  
Director  
DIN- 08129479

Jibran Khalid Masood  
Director  
DIN- 08129167

Place : New Delhi  
Date : 9-May-2018



**PIPALASHRAY ESTATE PRIVATE LIMITED**  
**BALANCE SHEET AS AT 31 MARCH 2018**  
(Amount in Rupees, unless otherwise stated)

	Notes	As at 31 March 2018	As at 31 March 2017
<b>ASSETS</b>			
<b>Current assets</b>			
Inventories	4	63,227,796	63,227,796
Financial assets			
Cash and cash equivalents	5	545	11,546
<b>Total Assets</b>		<b>63,228,341</b>	<b>63,239,342</b>
<b>EQUITY AND LIABILITIES</b>			
<b>Equity</b>			
Equity share capital	6	100,000	100,000
Other equity	7		
Retained earnings		27,520	47,506
<b>Total equity</b>		<b>127,520</b>	<b>147,506</b>
<b>LIABILITIES</b>			
<b>Current liabilities</b>			
Financial liabilities			
Trade payables	8	5,310	11,475
Other current liabilities	9	63,095,511	63,080,361
<b>Total liabilities</b>		<b>63,100,821</b>	<b>63,091,836</b>
<b>Total Equity and Liabilities</b>		<b>63,228,341</b>	<b>63,239,342</b>
<b>Summary of significant accounting policies</b>	3		

The accompanying notes are an integral part of the financial statements.

As per our report of even date

For Rajeev & Ajay  
Firm registration No : 082977N  
Chartered Accountants

*Ajay Sachdeva*

Ajay Sachdeva  
Partner  
Membership No. : 084302



For and on behalf of the Board of Directors of  
PIPALASHRAY ESTATE PRIVATE LIMITED

*Varun Gupta*

Varun Gupta  
Director  
DIN-08129163

*Amitesh Mishra*

Amitesh Mishra  
Director  
DIN-06549028

*[Signature]*

Place : New Delhi  
Date : 9 May 2018

**PIPALASHRAY ESTATE PRIVATE LIMITED**  
**STATEMENT OF PROFIT AND LOSS FOR THE YEAR ENDED 31 MARCH 2018**  
(Amount in Rupees, unless otherwise stated)


Particulars	Notes	31 March 2018	31 March 2017
Other income	10	5,725	-
<b>Total Income (I)</b>		<b>5,725</b>	<b>-</b>
<b>EXPENSES</b>			
Finance costs	11	89	822
Other expenses	12	25,622	10,978
<b>Total Expenses (II)</b>		<b>25,710</b>	<b>11,800</b>
<b>Profit/(Loss) before tax from continuing operations (I-II)</b>		<b>(19,985)</b>	<b>(11,800)</b>
Tax expense:			
Current tax		-	-
<b>Profit/(Loss) for the year from continuing operations</b>		<b>(19,985)</b>	<b>(11,800)</b>
<b>Other Comprehensive Income</b>		<b>-</b>	<b>-</b>
<b>Total other comprehensive income for the year, net of tax</b>		<b>-</b>	<b>-</b>
<b>Total comprehensive income/(loss) for the year, net of tax</b>		<b>(19,985)</b>	<b>(11,800)</b>
Earnings per equity share (computed on the basis of profit/(loss) for the year):	13		
(1) Basic		(2.00)	(1.18)
(2) Diluted		(2.00)	(1.18)

Summary of significant accounting policies 3

The accompanying notes are an integral part of the financial statements.


As per our report of even date

For Rajeev & Ajay  
Firm registration No : 009927N  
Chartered Accountants

  
Ajay Sachdeva  
Partner  
Membership No. : 084302



For and on behalf of the Board of Directors of  
PIPALASHRAY ESTATE PRIVATE LIMITED

  
Varun Gupta  
Director  
DIN-08129163

  
Amitesh Mishra  
Director  
DIN-06549028

Place : New Delhi  
Date : 9 May 2018

**PRAGYA BUILDCON PRIVATE LIMITED**  
**BALANCE SHEET AS AT 31 MARCH 2018**  
(Amount in Rupees, unless otherwise stated)

	Notes	As at 31 March 2018	As at 31 March 2017
<b>ASSETS</b>			
<b>Current assets</b>			
Inventories	4	152,703,369	152,703,369
Financial assets			
Cash and cash equivalents	5	18,302	2,291
Other current assets	6	-	-
<b>Total Assets</b>		<b>152,721,671</b>	<b>152,705,660</b>
<b>EQUITY AND LIABILITIES</b>			
<b>Equity</b>			
Equity share capital	7	100,000	100,000
Other equity	8		
Retained Earnings		(39,008,875)	(39,000,656)
<b>Total equity</b>		<b>(38,908,875)</b>	<b>(38,900,656)</b>
<b>LIABILITIES</b>			
<b>Current liabilities</b>			
Financial liabilities			
Trade payables	9	81,810	82,250
Other current liabilities	10	191,548,736	191,524,066
<b>Total liabilities</b>		<b>191,630,546</b>	<b>191,606,316</b>
<b>Total Equity and Liabilities</b>		<b>152,721,671</b>	<b>152,705,660</b>
Summary of significant accounting policies	3		

The accompanying notes are an integral part of the financial statements.

As per our report of even date

For Rajeev & Ajay  
Firm registration No: 009977N  
Chartered Accountants

Ajay Sachdeva  
Partner  
Membership No. : 084302

For and on behalf of the Board of Directors of  
PRAGYA BUILDCON PRIVATE LIMITED

Manoj Soni  
Director  
DIN- 08129479

Mahesh Pal Singh  
Director  
DIN- 07108963

Place : New Delhi  
Date : 9 May 2018

**PRAGYA BUILDCON PRIVATE LIMITED**  
**STATEMENT OF PROFIT AND LOSS FOR THE YEAR ENDED 31 MARCH 2018**  
(Amount in Rupees, unless otherwise stated)

Particulars	Notes	31 March 2018	31 March 2017
Revenue			
<b>Total Income (I)</b>		-	-
<b>EXPENSES</b>			
Finance costs	11	89	115
Other expenses	12	8,130	7,825
<b>Total Expenses (II)</b>		<b>8,219</b>	<b>7,940</b>
<b>Profit/(Loss) before tax from continuing operations (I-II)</b>		<b>(8,219)</b>	<b>(7,940)</b>
<b>Tax expense:</b>			
Current tax		-	-
<b>Profit/(Loss) for the year from continuing operations</b>		<b>(8,219)</b>	<b>(7,940)</b>
<b>Other Comprehensive Income</b>		-	-
<b>Total other comprehensive income for the year, net of tax</b>		-	-
<b>Total comprehensive income/(loss) for the year, net of tax</b>		<b>(8,219)</b>	<b>(7,940)</b>
Earnings per equity share (computed on the basis of profit/(loss) for the year):	13		
(1) Basic		(0.82)	(0.79)
(2) Diluted		(0.82)	(0.79)

Summary of significant accounting policies

3

The accompanying notes are an integral part of the financial statements.

As per our report of even date

For Rajeev & Ajay  
Firm registration No : 009977N  
Chartered Accountants

  
Ajay Sachdeva  
Partner  
Membership No. : 084302

For and on behalf of the Board of Directors of  
PRAGYA BUILDCON PRIVATE LIMITED

  
Manoj Soni  
Director  
DIN- 08129479

  
Mahesh Pal Singh  
Director  
DIN- 07108963

Place : New Delhi  
Date : 9 May 2018

**PRATHAM PROMOTERS PRIVATE LIMITED**  
**BALANCE SHEET AS AT 31 MARCH 2018**  
(Amount in Rupees, unless otherwise stated)


	Notes	As at 31 March 2018	As at 31 March 2017
<b>ASSETS</b>			
<b>Current assets</b>			
Financial assets			
Cash and cash equivalents	4	18,713	24,890
<b>Total Assets</b>		<b>18,713</b>	<b>24,890</b>
<b>EQUITY AND LIABILITIES</b>			
<b>Equity</b>			
Equity share capital	5	1,000,000	1,000,000
Other equity	6		
Retained earnings		(1,010,515)	(980,860)
<b>Total equity</b>		<b>(10,515)</b>	<b>19,140</b>
<b>LIABILITIES</b>			
<b>Current liabilities</b>			
Financial liabilities			
Trade payables	7	5,311	5,750
Other current liabilities	8	23,917	-
<b>Total liabilities</b>		<b>29,228</b>	<b>5,750</b>
<b>Total Equity and Liabilities</b>		<b>18,713</b>	<b>24,890</b>
Summary of significant accounting policies	3		

The accompanying notes are an integral part of the financial statements.

As per our report of even date

For Rajeev & Ajay  
Firm registration No : 009977N  
Chartered Accountants

Ajay Sachdeva  
Partner  
Membership No. : 084302



For and on behalf of the Board of Directors of  
**PRATHAM PROMOTERS PRIVATE LIMITED**

Pendyala Srinukumar  
Director  
DIN- 08129146

Ajit Pavithran  
Director  
DIN- 07176243

Place : New Delhi  
Date : 9 May 2018

**PRATHAM PROMOTERS PRIVATE LIMITED**  
**STATEMENT OF PROFIT AND LOSS FOR THE YEAR ENDED 31 MARCH 2018**  
(Amount in Rupees, unless otherwise stated)

Particulars	Notes	31 March 2018	31 March 2017
Revenue		-	-
<b>Total Income (I)</b>		-	-
<b>EXPENSES</b>			
Finance costs	9	89	86
Other expenses	10	29,566	7,415
<b>Total Expenses (II)</b>		<b>29,655</b>	<b>7,501</b>
<b>Profit/(Loss) before tax from continuing operations (I-II)</b>		<b>(29,655)</b>	<b>(7,501)</b>
<b>Tax expense:</b>			
Current tax		-	-
<b>Profit/(Loss) for the year from continuing operations</b>		<b>(29,655)</b>	<b>(7,501)</b>
<b>Other Comprehensive Income</b>		-	-
<b>Total other comprehensive income for the year, net of tax</b>		-	-
<b>Total comprehensive income/(loss) for the year, net of tax</b>		<b>(29,655)</b>	<b>(7,501)</b>
Earnings per equity share (computed on the basis of profit/(loss) for the year):	11		
(1) Basic		(0.30)	(0.08)
(2) Diluted		(0.30)	(0.08)


Summary of significant accounting policies 3

The accompanying notes are an integral part of the financial statements.

As per our report of even date

For Rajeev & Ajay  
Firm registration No : 009977N  
Chartered Accountants

Ajay Sachdeva  
Partner  
Membership No. : 084202



For and on behalf of the Board of Directors of  
PRATHAM PROMOTERS PRIVATE LIMITED

Pendyala Srinukumar  
Director  
DIN- 08129146

Ajit Pavithran  
Director  
DIN- 07176243

Place : New Delhi  
Date : 9 May 2018

**PRATIKSHA BUILDCON PRIVATE LIMITED**  
**BALANCE SHEET AS AT 31 MARCH 2018**  
(Amount in Rupees, unless otherwise stated)

	Notes	31 March 2018	31 March 2017
<b>ASSETS</b>			
<b>Current assets</b>			
Inventories	4	318,866,306	318,866,306
Financial assets			
Cash and cash equivalents	5	18,436	7,425
<b>Total assets</b>		<b>318,884,742</b>	<b>318,873,731</b>
<b>EQUITY AND LIABILITIES</b>			
<b>Equity</b>			
Equity share capital	6	1,000,000	1,000,000
Other equity	7	(741,968)	(734,166)
<b>Total equity</b>		<b>258,032</b>	<b>265,834</b>
<b>LIABILITIES</b>			
<b>Current liabilities</b>			
Financial liabilities			
Trade payables	8	5,310	5,750
Other current liabilities	9	318,621,400	318,602,147
<b>Total liabilities</b>		<b>318,626,710</b>	<b>318,607,897</b>
<b>Total equity and liabilities</b>		<b>318,884,742</b>	<b>318,873,731</b>
Summary of significant accounting policies	3		

The accompanying notes are an integral part of the financial statements.

As per our report of even date

For MNV & CO.  
Firm Reg. No.: 023682N  
Chartered Accountants

Vikrant Suri  
Partner  
Membership No.: 505887



For and on behalf of the Board of Directors of  
**PRATIKSHA BUILDCON PRIVATE LIMITED**

Manoj Soni  
Director  
DIN-08129479

Narendra Vashisht  
Director  
DIN- 06713906

Place : New Delhi  
Date : 9-May-2018

**PRATIKSHA BUILDCON PRIVATE LIMITED**  
**STATEMENT OF PROFIT AND LOSS FOR THE YEAR ENDED 31 MARCH 2018**  
(Amount in Rupees, unless otherwise stated)

Particulars	Notes	31 March 2018	31 March 2017
Revenue		-	-
<b>Total Income</b>		-	-
<b>EXPENSES</b>			
Finance costs	10	89	115
Other expenses	11	7,713	8,235
<b>Total Expenses</b>		<b>7,802</b>	<b>8,350</b>
<b>Profit/(Loss) before tax</b>		<b>(7,802)</b>	<b>(8,350)</b>
<b>Tax expense:</b>			
Current tax		-	-
<b>Profit/(Loss) for the year from operations</b>		<b>(7,802)</b>	<b>(8,350)</b>
Other comprehensive income		-	-
<b>Total other comprehensive income for the year, net of tax</b>		<b>-</b>	<b>-</b>
<b>Total comprehensive income for the year, net of tax</b>		<b>(7,802)</b>	<b>(8,350)</b>
<b>Earnings per equity share:</b>	12		
Basic (Rs.)		(0.08)	(0.08)
Diluted (Rs.)		(0.08)	(0.08)


Summary of significant accounting policies

3

The accompanying notes are an integral part of the financial statements.


As per our report of even date

For MNV & CO.  
Firm Reg. No.: 023682N  
Chartered Accountants

  
**Vikrant Suri**  
Partner  
Membership No.: 505887



For and on behalf of the Board of Directors of  
**PRATIKSHA BUILDCON PRIVATE LIMITED**

  
**Manoj Soni**  
Director  
DIN-08129479

  
**Narendra Vashisht**  
Director  
DIN- 06713906

Place : New Delhi  
Date : 9-May-2018



**PRAYAS BUILDCON PRIVATE LIMITED**  
**BALANCE SHEET AS AT 31 MARCH 2018**  
(Amount in Rupees, unless otherwise stated)

	Notes	As at 31 March 2018	As at 31 March 2017
<b>ASSETS</b>			
<b>Current assets</b>			
Inventories	4	1,465,202,556	1,465,202,556
Financial assets			
Cash and cash equivalents	5	15,606	17,916
Other current assets	6	-	-
<b>Total assets</b>		<b>1,465,218,162</b>	<b>1,465,220,472</b>
<b>EQUITY AND LIABILITIES</b>			
<b>Equity</b>			
Equity share capital	7	1,000,000	1,000,000
Other equity	8	(5,141,124)	(5,367,500)
<b>Total equity</b>		<b>(4,141,124)</b>	<b>(4,367,500)</b>
<b>LIABILITIES</b>			
<b>Current liabilities</b>			
Financial liabilities			
Trade payables	9	263,250	498,190
Other financial liabilities	10	500,000	500,000
Other current liabilities	11	1,468,596,036	1,468,589,782
<b>Total liabilities</b>		<b>1,469,359,286</b>	<b>1,469,587,972</b>
<b>Total equity and liabilities</b>		<b>1,465,218,162</b>	<b>1,465,220,472</b>

Summary of significant accounting policies

3

The accompanying notes are an integral part of the financial statements.

As per our report of even date

For MNV & CO.  
Firm Reg. No.: 023682N  
Chartered Accountants

**Vikrant Suri**  
Partner  
Membership No.: 505887



For and on behalf of the Board of Directors of  
**PRAYAS BUILDCON PRIVATE LIMITED**

**Vivek Singh**  
Director  
DIN-03466774

**Amit Dhall**  
Director  
DIN-07257270

Place : New Delhi  
Date : 9-May-2018

**PRAYAS BUILDCON PRIVATE LIMITED**  
**STATEMENT OF PROFIT AND LOSS FOR THE YEAR ENDED 31 MARCH 2018**  
(Amount in Rupees, unless otherwise stated)

Particulars	Notes	31 March 2018	31 March 2017
Other income	12	234,500	300
<b>Total Income</b>		<b>234,500</b>	<b>300</b>
Expenses			
Other expenses	13	8,124	7,620
<b>Total Expenses</b>		<b>8,124</b>	<b>7,620</b>
<b>Profit/(Loss) before tax</b>		<b>226,376</b>	<b>(7,320)</b>
Tax expense:			
Current tax		-	-
<b>Profit/(Loss) for the year from operations</b>		<b>226,376</b>	<b>(7,320)</b>
Other comprehensive income		-	-
<b>Total other comprehensive income for the year, net of tax</b>		<b>-</b>	<b>-</b>
<b>Total comprehensive income/(loss) for the year, net of tax</b>		<b>226,376</b>	<b>(7,320)</b>
Earnings per equity share:	14		
(1) Basic		2.26	(0.07)
(2) Diluted		2.26	(0.07)

Summary of significant accounting policies 3

The accompanying notes are an integral part of the financial statements.

As per our report of even date

For MNV & CO.  
Firm Reg. No.: 023682N  
Chartered Accountants

**Vikrant Suri**  
Partner  
Membership No.: 505887



For and on behalf of the Board of Directors of  
**PRAYAS BUILDCON PRIVATE LIMITED**

**Vivek Singh**  
Director  
DIN-03466774

**Amit Dhall**  
Director  
DIN-07257270

Place : New Delhi  
Date : 9-May-2018

**PREZZIE BUILDCON PRIVATE LIMITED**  
**BALANCE SHEET AS AT 31 MARCH 2018**  
(Amount in Rupees, unless otherwise stated)

	Notes	As at 31 March 2018	As at 31 March 2017
<b>ASSETS</b>			
<b>Current assets</b>			
Inventories	4	9,167,320	9,783,557
Financial assets			
Cash and cash equivalents	5	48,335	26,819
Other financial assets	6	461,104	461,105
Other current assets	7	-	26,967
<b>Total Assets</b>		<b>9,676,759</b>	<b>10,298,448</b>
<b>EQUITY AND LIABILITIES</b>			
<b>Equity</b>			
Equity share capital	8	100,000	100,000
Other equity	9		
Retained Earnings		(180,945)	(172,641)
<b>Total equity</b>		<b>(80,945)</b>	<b>(72,641)</b>
<b>LIABILITIES</b>			
<b>Current liabilities</b>			
Financial liabilities			
Trade payables	10	5,309	5,749
Other current liabilities	11	9,752,395	10,365,340
<b>Total liabilities</b>		<b>9,757,704</b>	<b>10,371,089</b>
<b>Total Equity and Liabilities</b>		<b>9,676,759</b>	<b>10,298,448</b>
Summary of significant accounting policies	3		

The accompanying notes are an integral part of the financial statements.

As per our report of even date

For Rajeev & Ajay  
Firm registration No : 009977N  
Chartered Accountants

Ajay Sachdeva  
Partner  
Membership No. : 084302



For and on behalf of the Board of Directors of  
PREZZIE BUILDCON PRIVATE LIMITED

Sunil Kumar Trar  
Director  
DIN- 03450022

Ravi Bansal  
Director  
DIN-06719785

Place : New Delhi  
Date : 9 May 2018

**PREZZIE BUILDCON PRIVATE LIMITED**  
**STATEMENT OF PROFIT AND LOSS FOR THE YEAR ENDED 31 MARCH 2018**  
(Amount in Rupees, unless otherwise stated)

Particulars	Notes	31 March 2018	31 March 2017
Other income	12	1,473	600
<b>Total Income (I)</b>		<b>1,473</b>	<b>600</b>
<b>EXPENSES</b>			
Finance costs	13	89	86
Other expenses	14	9,688	7,006
<b>Total Expenses (II)</b>		<b>9,777</b>	<b>7,092</b>
<b>Profit/(Loss) before tax from continuing operations (I-II)</b>		<b>(8,304)</b>	<b>(6,492)</b>
<b>Tax expense:</b>			
Current tax		-	2,036
<b>Profit/(Loss) for the year from continuing operations</b>		<b>(8,304)</b>	<b>(8,528)</b>
<b>Other Comprehensive Income</b>		-	-
<b>Total other comprehensive income for the year, net of tax</b>		-	-
<b>Total comprehensive income/(loss) for the year, net of tax</b>		<b>(8,304)</b>	<b>(8,528)</b>
Earnings per equity share (computed on the basis of profit/(loss) for the year):	15		
(1) Basic		(0.83)	(0.85)
(2) Diluted		(0.83)	(0.85)

**Summary of significant accounting policies** 3

The accompanying notes are an integral part of the financial statements.

As per our report of even date

For Rajeev & Ajay  
Firm registration No : 009977N  
Chartered Accountants

Ajay Sachdeva  
Partner  
Membership No. : 084302



For and on behalf of the Board of Directors of  
**PREZZIE BUILDCON PRIVATE LIMITED**

Sunil Kumar Trar  
Director  
DIN- 03450022

Ravi Bansal  
Director  
DIN-06719785

Place : New Delhi  
Date : 9 May 2018

**PROGENY BUILDCON PRIVATE LIMITED**  
**BALANCE SHEET AS AT 31 MARCH 2018**  
(Amount in Rupees, unless otherwise stated)

	Notes	As at 31 March 2018	As at 31 March 2017
<b>ASSETS</b>			
<b>Current assets</b>			
Inventories	4	17,610,414	20,086,671
Financial assets			
Cash and cash equivalents	5	17,696	21,620
Other current assets	6	1,859,849	1,859,849
<b>Total Assets</b>		<b>19,487,959</b>	<b>21,968,140</b>
<b>EQUITY AND LIABILITIES</b>			
<b>Equity</b>			
Equity share capital	7	100,000	100,000
Other equity	8		
Retained earnings		(189,806)	(180,653)
<b>Total equity</b>		<b>(89,806)</b>	<b>(80,653)</b>
<b>LIABILITIES</b>			
<b>Current liabilities</b>			
Financial liabilities			
Trade payables	9	5,311	5,750
Other current liabilities	10	19,572,454	22,043,043
<b>Total liabilities</b>		<b>19,577,765</b>	<b>22,048,793</b>
<b>Total Equity and Liabilities</b>		<b>19,487,959</b>	<b>21,968,140</b>
Summary of significant accounting policies	3		

The accompanying notes are an integral part of the financial statements.

As per our report of even date

For Rajeev & Ajay  
Firm registration No : 009977N  
Chartered Accountants

  
Ajay Sachdeva  
Partner  
Membership No. : 084302

For and on behalf of the Board of Directors of  
PROGENY BUILDCON PRIVATE LIMITED

  
Akshat Maheshwari  
Director  
DIN-07504909

  
Sunil Kumar Trar  
Director  
DIN- 03450022

Place : New Delhi  
Date : 9 May 2018

**PROGENY BUILDCON PRIVATE LIMITED**  
**STATEMENT OF PROFIT AND LOSS FOR THE YEAR ENDED 31 MARCH 2018**  
(Amount in Rupees, unless otherwise stated)

Particulars	Notes	31 March 2018	31 March 2017
Revenue		-	-
<b>Total Income (I)</b>		-	-
<b>EXPENSES</b>			
Finance costs	11	89	773
Other expenses	12	9,064	7,622
<b>Total Expenses (II)</b>		<b>9,153</b>	<b>8,395</b>
<b>Profit/(Loss) before tax from continuing operations (I-II)</b>		<b>(9,153)</b>	<b>(8,395)</b>
Tax expense		-	-
Current tax		-	-
<b>Profit/(Loss) for the year from continuing operations</b>		<b>(9,153)</b>	<b>(8,395)</b>
Other Comprehensive Income		-	-
<b>Total other comprehensive income for the year, net of tax</b>		<b>-</b>	<b>-</b>
<b>Total comprehensive income/(loss) for the year, net of tax</b>		<b>(9,153)</b>	<b>(8,395)</b>
Earnings per equity share (computed on the basis of profit/(loss) for the year):	13		
(1) Basic		(0.92)	(0.84)
(2) Diluted		(0.92)	(0.84)

Summary of significant accounting policies 3

The accompanying notes are an integral part of the financial statements.

As per our report of even date

For Rajeev & Ajay  
Firm registration No : 009977N  
Chartered Accountants



For and on behalf of the Board of Directors of  
PROGENY BUILDCON PRIVATE LIMITED

*Alshat*

Alshat Maheshwari  
Director  
DIN-07504909

*Sunil Kumar Trar*

Sunil Kumar Trar  
Director  
DIN- 03450022

Place : New Delhi  
Date : 9 May 2018

**PROSPEROUS CONSTRUCTIONS PRIVATE LIMITED**  
**BALANCE SHEET AS AT 31 MARCH 2018**  
(Amount in Rupees, unless otherwise stated)

	Notes	As at 31 March 2018	As at 31 March 2017
<b>ASSETS</b>			
<b>Current assets</b>			
Inventories	4	127,566,052	285,115,612
Financial assets			
Cash and cash equivalents	5	18,593	18,581
Other financial assets	6	67,720,671	2,587,367
Other current assets	7	317,094	333,194
<b>Total assets</b>		<b>195,622,410</b>	<b>288,054,754</b>
<b>EQUITY AND LIABILITIES</b>			
<b>Equity</b>			
Equity share capital	8	100,000	100,000
Other equity	9	(2,280,518)	(2,251,476)
<b>Total equity</b>		<b>(2,180,518)</b>	<b>(2,151,476)</b>
<b>LIABILITIES</b>			
<b>Current liabilities</b>			
Financial liabilities			
Trade payables	10	10,406,363	10,390,602
Other current liabilities	11	187,396,565	279,815,628
<b>Total liabilities</b>		<b>197,802,928</b>	<b>290,206,230</b>
<b>Total equity and liabilities</b>		<b>195,622,410</b>	<b>288,054,754</b>

Summary of significant accounting policies

3

The accompanying notes are an integral part of the financial statements.

As per our report of even date

For MNV & CO.

Firm Reg. No.: 023682N

Chartered Accountants



Vikrant Suri  
Partner


Membership No.: 505887



For and on behalf of the Board of Directors of  
**PROSPEROUS CONSTRUCTIONS PRIVATE LIMITED**

  
Rajnish Bhardwaj  
Director

DIN- 02220240

  
Ajit Pavithran  
Director

DIN- 07176243

Place : New Delhi

Date : 9-May-2018

**PROSPEROUS CONSTRUCTIONS PRIVATE LIMITED**  
**STATEMENT OF PROFIT AND LOSS FOR THE YEAR ENDED 31 MARCH 2018**  
(Amount in Rupees, unless otherwise stated)

Particulars	Notes	31 March 2018	31 March 2017
Other income	12	-	1,471
<b>Total Income</b>		<b>-</b>	<b>1,471</b>
<b>EXPENSES</b>			
Finance costs	13	89	86
Other expenses	14	28,953	7,825
<b>Total Expenses</b>		<b>29,042</b>	<b>7,911</b>
<b>Profit/(Loss) before tax</b>		<b>(29,042)</b>	<b>(6,440)</b>
<b>Tax expense:</b>			
Current tax		-	-
<b>Profit/(Loss) for the year</b>		<b>(29,042)</b>	<b>(6,440)</b>
<b>Other comprehensive income</b>		<b>-</b>	<b>-</b>
<b>Total other comprehensive income for the year, net of tax</b>		<b>-</b>	<b>-</b>
<b>Total comprehensive income/(loss) for the year, net of tax</b>		<b>(29,042)</b>	<b>(6,440)</b>
<b>Earnings per equity share:</b>	15		
(1) Basic		(2.90)	(0.64)
(2) Diluted		(2.90)	(0.64)

Summary of significant accounting policies

3

The accompanying notes are an integral part of the financial statements.

As per our report of even date

For MNV & CO.  
Firm Reg. No.: 023682N  
Chartered Accountants

Vijayant Suri  
Partner  
Membership No.: 505887



For and on behalf of the Board of Directors of  
**PROSPEROUS CONSTRUCTIONS PRIVATE LIMITED**

Rajnish Bhardwaj  
Director  
DIN- 02220240

Ajit Pavithran  
Director  
DIN- 07176243

Place : New Delhi  
Date : 9-May-2018



**PROSPERUS BUILDCON PRIVATE LIMITED**  
**STANDALONE BALANCE SHEET AS AT 31 MARCH 2018**  
(Amount in Rupees, unless otherwise stated)

	Notes	As at 31 March 2018	As at 31 March 2017
<b>ASSETS</b>			
<b>Non-current assets</b>			
Financial Assets			
Investments	4	800,000	800,000
		<u>800,000</u>	<u>800,000</u>
<b>Current assets</b>			
Inventories	5	796,152,141	796,152,141
Financial assets			
Cash and cash equivalents	6	5,676	505,794
Other bank balances	7	4,980,404	5,463,047
Other financial assets	8	93,107,555	120,945,892
Other current assets	9	22,353,462	20,232,065
		<u>916,599,238</u>	<u>943,298,939</u>
<b>Total assets</b>		<u><b>917,399,238</b></u>	<u><b>944,098,939</b></u>
<b>EQUITY AND LIABILITIES</b>			
<b>Equity</b>			
Equity share capital	10	200,000	200,000
Other equity	11	(3,062,385)	(1,976,180)
<b>Total equity</b>		<u>(2,862,385)</u>	<u>(1,776,180)</u>
<b>LIABILITIES</b>			
<b>Current liabilities</b>			
Financial liabilities			
Trade payables	12	20,256,145	20,181,210
Other financial liabilities	13	-	500,000
Other current liabilities	14	900,005,478	925,193,909
<b>Total liabilities</b>		<u>920,261,623</u>	<u>945,875,119</u>
<b>Total equity and liabilities</b>		<u><b>917,399,238</b></u>	<u><b>944,098,939</b></u>

Summary of significant accounting policies 3

The accompanying notes are an integral part of the financial statements.

As per our report of even date

For MNV & CO.  
Firm Reg. No.: 023682N  
Chartered Accountants

Vikrant Suri  
Partner  
Membership No.: 503887



Place : New Delhi  
Date : 9-May-2018

For and on behalf of the Board of Directors of  
**PROSPERUS BUILDCON PRIVATE LIMITED**

Krishna Kant Kumar  
Director  
DIN- 07108942

Shishir Lal  
Director  
DIN- 02210170

**PROSPERUS BUILDCON PRIVATE LIMITED**  
**STANDALONE STATEMENT OF PROFIT AND LOSS FOR THE YEAR ENDED 31 MARCH 2018**  
(Amount in Rupees, unless otherwise stated)

Particulars	Notes	31 March 2018	31 March 2017
Other income	15	542,328	497,989
<b>Total Income</b>		<b>542,328</b>	<b>497,989</b>
<b>EXPENSES</b>			
Finance costs	16	6,484	5,050
Other expenses	17	1,622,049	91,972
<b>Total Expenses</b>		<b>1,628,533</b>	<b>97,022</b>
<b>Profit/(Loss) before tax</b>		<b>(1,086,205)</b>	<b>400,967</b>
<b>Tax expense:</b>			121,000
Current tax		(1,086,205)	279,967
<b>Profit/(Loss) for the year</b>			
Other comprehensive income		-	-
<b>Total other comprehensive income for the year, net of tax</b>			
<b>Total comprehensive income/(loss) for the year, net of tax</b>		<b>(1,086,205)</b>	<b>279,967</b>
<b>Earnings per equity share:</b>	18		
(1) Basic		(54.31)	14.00
(2) Diluted		(54.31)	14.00

Summary of significant accounting policies

3

The accompanying notes are an integral part of the financial statements.

As per our report of even date

For MNV & CO.  
Firm Reg. No.: 023682N  
Chartered Accountants

Vikrant Suri  
Partner  
Membership No.: 505887



For and on behalf of the Board of Directors of  
**PROSPERUS BUILDCON PRIVATE LIMITED**

Krishna Kant Kumar  
Director  
DIN- 07108942

Shishir Lal  
Director  
DIN- 02210170

Place : New Delhi  
Date : 9-May-2018

**PUKHRAJ REALTORS PRIVATE LIMITED**  
**BALANCE SHEET AS AT 31 MARCH 2018**  
(Amount in Rupees, unless otherwise stated)

	Notes	As at 31 March 2018	As at 31 March 2017
<b>ASSETS</b>			
<b>Current assets</b>			
Inventories	4	123,813,337	123,813,337
Financial assets			
Cash and cash equivalents	5	18,397	13,398
Other current assets	6	-	-
<b>Total Assets</b>		<b>123,831,734</b>	<b>123,826,735</b>
<b>EQUITY AND LIABILITIES</b>			
<b>Equity</b>			
Equity share capital	7	100,000	100,000
Other equity	8	(144,206)	(115,268)
<b>Total equity</b>		<b>(44,206)</b>	<b>(15,268)</b>
<b>LIABILITIES</b>			
<b>Current liabilities</b>			
Financial liabilities			
Trade payables	9	21,510	11,450
Other current liabilities	10	123,854,430	123,830,553
<b>Total liabilities</b>		<b>123,875,940</b>	<b>123,842,003</b>
<b>Total Equity and Liabilities</b>		<b>123,831,734</b>	<b>123,826,735</b>
Summary of significant accounting policies	3		

The accompanying notes are an integral part of the financial statements.

As per our report of even date

For MNV & CO.  
Firm Reg. No.: 023682N  
Chartered Accountants

Vikrant Suri  
Partner  
Membership No.: 505882



For and on behalf of the Board of Directors of  
**PUKHRAJ REALTORS PRIVATE LIMITED**

Shah Maqbool Alam  
Director  
DIN-06694170

Vinod Balhara  
Director  
DIN-08129149

Place : New Delhi  
Date : 9-May-2018

**PUKHRAJ REALTORS PRIVATE LIMITED**  
**STATEMENT OF PROFIT AND LOSS FOR THE YEAR ENDED 31 MARCH 2018**  
(Amount in Rupees, unless otherwise stated)

Particulars	Notes	31 March 2018	31 March 2017
Revenue		-	-
<b>Total Income</b>		-	-
<b>EXPENSES</b>			
Finance costs	11	89	115
Other expenses	12	28,849	7,314
<b>Total Expenses</b>		<b>28,938</b>	<b>7,429</b>
<b>Profit/(Loss) before tax</b>		<b>(28,938)</b>	<b>(7,429)</b>
<b>Tax expense:</b>			
Current tax		-	47,077
<b>Profit/(Loss) for the year</b>		<b>(28,938)</b>	<b>(54,506)</b>
Other comprehensive income		-	-
<b>Total other comprehensive income for the year, net of tax</b>		<b>-</b>	<b>-</b>
<b>Total comprehensive income/(loss) for the year, net of tax</b>		<b>(28,938)</b>	<b>(54,506)</b>
Earnings per equity share:	13		
(1) Basic		(2.89)	(5.45)
(2) Diluted		(2.89)	(5.45)

Summary of significant accounting policies 3

The accompanying notes are an integral part of the financial statements.

As per our report of even date

For MNV & CO.  
Firm Reg. No.: 023682N  
Chartered Accountants

Vikrant Suri  
Partner  
Membership No.: 505887



For and on behalf of the Board of Directors of  
**PUKHRAJ REALTORS PRIVATE LIMITED**

Shah Maqbool Alam  
Director  
DIN-06694170

Vinod Balhara  
Director  
DIN-08129149

Place : New Delhi  
Date : 9-May-2018

**PULSE ESTATES PRIVATE LIMITED**  
**BALANCE SHEET AS AT 31 MARCH 2018**  
(Amount in Rupees, unless otherwise stated)

	Notes	As at 31 March 2018	As at 31 March 2017
<b>ASSETS</b>			
<b>Current assets</b>			
Inventories	4	84,952,607	84,952,607
Financial assets			
Cash and cash equivalents	5	18,777	2,835
Other current assets	6	-	-
<b>Total Assets</b>		<b>84,971,384</b>	<b>84,955,442</b>
<b>EQUITY AND LIABILITIES</b>			
<b>Equity</b>			
Equity share capital	7	100,000	100,000
Other equity	8		
Retained earnings		(3,135,949)	(3,105,949)
<b>Total equity</b>		<b>(3,035,949)</b>	<b>(3,005,949)</b>
<b>LIABILITIES</b>			
<b>Current liabilities</b>			
Financial liabilities			
Trade payables	9	52,688	37,076
Other current liabilities	10	87,954,645	87,924,315
<b>Total liabilities</b>		<b>88,007,333</b>	<b>87,961,391</b>
<b>Total Equity and Liabilities</b>		<b>84,971,384</b>	<b>84,955,442</b>
Summary of significant accounting policies	3		

The accompanying notes are an integral part of the financial statements.

As per our report of even date

For Rajeev & Ajay  
Firm registration No : 009977N  
Chartered Accountants

Ajay Sachdeva  
Partner  
Membership No. : 084302

Place : New Delhi  
Date : 9 May 2018

For and on behalf of the Board of Directors of  
PULSE ESTATES PRIVATE LIMITED

Satish Kumar Goyal  
Director  
DIN- 06520570

Nikhil Srivastava  
Director  
DIN- 08077388

**PULSE ESTATES PRIVATE LIMITED**  
**STATEMENT OF PROFIT AND LOSS FOR THE YEAR ENDED 31 MARCH 2018**  
(Amount in Rupees, unless otherwise stated)

Particulars	Notes	31 March 2018	31 March 2017
Other Income	11	620	-
<b>Total Income (I)</b>		<b>620</b>	<b>-</b>
<b>EXPENSES</b>			
Finance costs	12	779	115
Other expenses	13	29,841	7,622
<b>Total Expenses (II)</b>		<b>30,620</b>	<b>7,737</b>
<b>Profit/(Loss) before tax from continuing operations (I-II)</b>		<b>(30,000)</b>	<b>(7,737)</b>
<b>Tax expense:</b>			
Current Tax		-	-
<b>Profit/(Loss) for the year from continuing operations</b>		<b>(30,000)</b>	<b>(7,737)</b>
<b>Other Comprehensive Income</b>		<b>-</b>	<b>-</b>
<b>Total other comprehensive income for the year, net of tax</b>		<b>-</b>	<b>-</b>
<b>Total comprehensive income/(loss) for the year, net of tax</b>		<b>(30,000)</b>	<b>(7,737)</b>
Earnings per equity share (computed on the basis of profit/(loss) for the year):	14		
(1) Basic		(3.00)	(0.77)
(2) Diluted		(3.00)	(0.77)

Summary of significant accounting policies 3

The accompanying notes are an integral part of the financial statements.

As per our report of even date

For Rajeev & Ajay  
Firm registration No : 009977N  
Chartered Accountants

Ajay Sachdeva  
Partner  
Membership No. : 084302



For and on behalf of the Board of Directors of  
PULSE ESTATES PRIVATE LIMITED

Satish Kumar Goyal  
Director  
DIN- 06520570

Nikhil Srivastava  
Director  
DIN- 08077388

Place : New Delhi  
Date : 9 May 2018

**PUSHKAR PROJECTS PRIVATE LIMITED**  
**BALANCE SHEET AS AT 31 MARCH 2018**  
(Amount in Rupees, unless otherwise stated)

	Notes	As at 31 March 2018	As at 31 March 2017
<b>ASSETS</b>			
<b>Current assets</b>			
Financial assets			
Cash and cash equivalents	4	19,196	-
<b>Total assets</b>		<b>19,196</b>	<b>-</b>
<b>EQUITY AND LIABILITIES</b>			
<b>Equity</b>			
Equity share capital	5	150,000	150,000
Other equity	6		
Retained Earnings		(239,243)	(230,401)
<b>Total equity</b>		<b>(89,243)</b>	<b>(80,401)</b>
<b>LIABILITIES</b>			
<b>Current liabilities</b>			
Financial liabilities			
Trade payables	7	5,721	5,751
Other financial liabilities	8	-	225
Other current liabilities	9	102,718	74,425
<b>Total liabilities</b>		<b>108,439</b>	<b>80,401</b>
<b>Total equity and liabilities</b>		<b>19,196</b>	<b>-</b>
Summary of significant accounting policies	3		

The accompanying notes are an integral part of the financial statements.

As per our report of even date

For MNV & CO.  
Firm Reg. No.: 023682N  
Chartered Accountants

Vikrant Suri  
Partner  
Membership No.: 505887



Place : New Delhi  
Date : 9-May-2018

For and on behalf of the Board of Directors of  
**PUSHKAR PROJECTS PRIVATE LIMITED**

*Vijay Garg*  
Vijay Garg  
Director  
DIN-08129147

*Ravi Sinha*  
Ravi Sinha  
Director  
DIN- 00457329

**PUSHKAR PROJECTS PRIVATE LIMITED**  
**STATEMENT OF PROFIT AND LOSS FOR THE YEAR ENDED 31 MARCH 2018**  
(Amount in Rupees, unless otherwise stated)

Particulars	Notes	31 March 2018	31 March 2017
Revenue		-	-
<b>Total Income</b>		-	-
<b>EXPENSES</b>			
Finance costs	10	89	115
Other expenses	11	8,753	7,415
<b>Total Expenses</b>		8,842	7,530
<b>Profit/(Loss) before tax</b>		(8,842)	(7,530)
<b>Tax expense:</b>			
Current tax		-	-
<b>Profit/(Loss) for the year from operations</b>		(8,842)	(7,530)
Other comprehensive income		-	-
<b>Total other comprehensive income for the year, net of tax</b>		-	-
<b>Total comprehensive income/(loss) for the year, net of tax</b>		(8,842)	(7,530)
<b>Earnings per equity share:</b>	12		
(1) Basic		(0.59)	(0.50)
(2) Diluted		(0.59)	(0.50)
Summary of significant accounting policies	3		

The accompanying notes are an integral part of the financial statements.

As per our report of even date

For MNV & CO.  
Firm Reg. No.: 023682N  
Chartered Accountants

Vikrant Suri  
Partner  
Membership No.: 505887



For and on behalf of the Board of Directors of  
**PUSHKAR PROJECTS PRIVATE LIMITED**

Vijay Garg  
Director  
DIN-08129147

Ravi Sinha  
Director  
DIN- 00457329

Place : New Delhi  
Date : 9-May-2018



RAKSHA BUILDTECH PRIVATE LIMITED  
BALANCE SHEET AS AT 31 MARCH 2018  
(Amount in Rupees, unless otherwise stated)

ASSETS

Current assets
Inventories
Financial assets
Cash and cash equivalents
Total Assets

EQUITY AND LIABILITIES

Equity
Equity share capital
Other equity
Total equity

LIABILITIES

Current liabilities
Financial liabilities
Trade payables
Other current liabilities
Total liabilities

Total Equity and Liabilities

Summary of significant accounting policies

The accompanying notes are an integral part of the financial statements.

As per our report of even date

For MNV & CO.  
Firm Reg. No.: 025682N  
Chartered Accountants

Vijayant Suri  
Partner  
Membership No.: 505887



Place : New Delhi  
Date : 9-May-2018

Notes	As at 31 March 2018	As at 31 March 2017
4	706,418,294	706,418,294
5	15,066	11,789
	<u>706,433,360</u>	<u>706,430,083</u>
6	100,000	100,000
7	(1,044,762)	(1,032,288)
	<u>(944,762)</u>	<u>(932,288)</u>
8	5,311	5,750
9	707,372,811	707,356,621
	<u>707,378,122</u>	<u>707,362,371</u>
	<u>706,433,360</u>	<u>706,430,083</u>

For and on behalf of the Board of Directors of  
RAKSHA BUILDTECH PRIVATE LIMITED

Asht Varithran  
Director  
DIN: 07176243

Jasveer Singh Panwar  
Director  
DIN: 06849825

RAKSHA BUILTECH PRIVATE LIMITED  
STATEMENT OF PROFIT AND LOSS FOR THE YEAR ENDED 31 MARCH 2018  
(Amount in Rupees, unless otherwise stated)

Particulars	Notes	31 March 2018	31 March 2017
Revenue		-	-
Total Income		-	-
EXPENSES			
Other expenses	10	12,385	8,235
Finance costs	11	89	115
Total Expenses		12,474	8,350
Profit(Loss) before tax		(12,474)	(8,350)
Tax expense:			
Current tax		-	-
Profit(Loss) for the year from operations		(12,474)	(8,350)
Other comprehensive income		-	-
Total other comprehensive income for the year, net of tax		-	-
Total comprehensive income/(loss) for the year, net of tax		(12,474)	(8,350)
Earnings per equity share:	12		
(1) Basic		(1.25)	(0.84)
(2) Diluted		(1.25)	(0.84)

Summary of significant accounting policies

3

The accompanying notes are an integral part of the financial statements.

As per our report of even date

For MNV & CO.  
Firm Reg. No.: 023682N  
Chartered Accountants

Vikrant Suri  
Partner  
Membership No.: 505817



For and on behalf of the Board of Directors of  
RAKSHA BUILTECH PRIVATE LIMITED

Ajit Prakash  
Director  
DIN: 07176245

Jayveer Singh Panwar  
Director  
DIN: 06849925

Place : New Delhi  
Date : 9-May-2018

**RAM BAN PROJECTS PRIVATE LIMITED**  
**BALANCE SHEET AS AT 31 MARCH 2018**  
(Amount in Rupees, unless otherwise stated)

	Notes	As at 31 March 2018	As at 31 March 2017
<b>ASSETS</b>			
<b>Current assets</b>			
Inventories	4	579,574,512	579,574,512
Financial assets			
Cash and cash equivalents	5	17,036	13,272
Other current assets	6	-	-
<b>Total Assets</b>		<b>579,591,548</b>	<b>579,587,784</b>
<b>EQUITY AND LIABILITIES</b>			
<b>Equity</b>			
Equity share capital	7	100,000	100,000
Other equity	8	(782,307)	(772,841)
<b>Total equity</b>		<b>(682,307)</b>	<b>(672,841)</b>
<b>LIABILITIES</b>			
<b>Current liabilities</b>			
Financial liabilities			
Trade payables	9	5,310	5,750
Other current liabilities	10	580,268,545	580,254,875
<b>Total liabilities</b>		<b>580,273,855</b>	<b>580,260,625</b>
<b>Total Equity and Liabilities</b>		<b>579,591,548</b>	<b>579,587,784</b>

Summary of significant accounting policies 3

The accompanying notes are an integral part of the financial statements.

As per our report of even date,

For MNV & CO.  
Firm Reg. No.: 023682N  
Chartered Accountants

Vikrant Suri  
Partner  
Membership No.: 505887

Place : New Delhi  
Date : 9-May-2018

For and on behalf of the Board of Directors of  
**RAM BAN PROJECTS PRIVATE LIMITED**

Mahesh Soni  
Director  
DIN-08129479

Nishant Subharwal  
Director  
DIN- 03465426

**RAM BAN PROJECTS PRIVATE LIMITED**  
**STATEMENT OF PROFIT AND LOSS FOR THE YEAR ENDED 31 MARCH 2018**  
(Amount in Rupees, unless otherwise stated)

Particulars	Notes	31 March 2018	31 March 2017
Revenue		-	-
<b>Total Income</b>		-	-
<b>EXPENSES</b>			
Other expenses	11	9,377	7,005
Finance costs	12	89	115
<b>Total Expenses</b>		<b>9,466</b>	<b>7,120</b>
<b>Profit/(Loss) before tax</b>		<b>(9,466)</b>	<b>(7,120)</b>
<b>Tax expense:</b>			
Current tax		-	-
<b>Profit/(Loss) for the year from operations</b>		<b>(9,466)</b>	<b>(7,120)</b>
Other comprehensive income		-	-
<b>Total other comprehensive income for the year, net of tax</b>		-	-
<b>Total comprehensive income/(loss) for the year, net of tax</b>		<b>(9,466)</b>	<b>(7,120)</b>
Earnings per equity share:	13		
(1) Basic		(0.95)	(0.71)
(2) Diluted		(0.95)	(0.71)


Summary of significant accounting policies

3

The accompanying notes are an integral part of the financial statements.


As per our report of even date.

For MNV & CO.  
Firm Reg. No.: 023682N  
Chartered Accountants

  
**Vikrant Suri**  
Partner  
Membership No.: 505887

For and on behalf of the Board of Directors of  
**RAM BAN PROJECTS PRIVATE LIMITED**

  
**Manoj Soni**  
Director  
DIN-08129479

  
**Nishant Sabharwal**  
Director  
DIN-03465426

Place : New Delhi  
Date : 9-May-2018

**ROLEX ESTATES PRIVATE LIMITED**  
**BALANCE SHEET AS AT 31 MARCH 2018**  
(Amount in Rupees, unless otherwise stated)

	Notes	As at 31 March 2018	As at 31 March 2017
<b>ASSETS</b>			
<b>Current assets</b>			
Inventories	4	32,265,193	32,265,193
Financial assets			
Cash and cash equivalents	5	18,091	15,079
<b>Total Assets</b>		<b>32,283,284</b>	<b>32,280,272</b>
<b>EQUITY AND LIABILITIES</b>			
<b>Equity</b>			
Equity share capital	6	1,000,000	1,000,000
Other equity	7		
Retained earnings		(214,503)	(205,470)
<b>Total equity</b>		<b>785,497</b>	<b>794,530</b>
<b>LIABILITIES</b>			
<b>Current liabilities</b>			
Financial liabilities			
Trade payables	8	5,310	5,750
Other current liabilities	9	31,492,477	31,479,992
<b>Total liabilities</b>		<b>31,497,787</b>	<b>31,485,742</b>
<b>Total Equity and Liabilities</b>		<b>32,283,284</b>	<b>32,280,272</b>
<b>Summary of significant accounting policies</b>	3		

The accompanying notes are an integral part of the financial statements.

As per our report of even date

For Rajeev & Ajay  
Firm registration No.: 009977N  
Chartered Accountants

Ajay Sachdeva  
Partner  
Membership No. : 084302

Place : New Delhi  
Date : 9 May 2018

For and on behalf of the Board of Directors of  
**ROLEX ESTATES PRIVATE LIMITED**

Mandej Soni  
Director  
DIN- 08129479

Jairaj Vikas Verma  
Director  
DIN- 07560019

**ROLEX ESTATES PRIVATE LIMITED**  
**STATEMENT OF PROFIT AND LOSS FOR THE YEAR ENDED 31 MARCH 2018**  
(Amount in Rupees, unless otherwise stated)

Particulars	Notes	31 March 2018	31 March 2017
Revenue		-	-
<b>Total Income (I)</b>		-	-
<b>EXPENSES</b>			
Finance costs	10	89	86
Other expenses	11	8,944	7,210
<b>Total Expenses (II)</b>		<b>9,033</b>	<b>7,296</b>
<b>Profit/(Loss) before tax from continuing operations (I-II)</b>		<b>(9,033)</b>	<b>(7,296)</b>
<b>Tax expense:</b>			
Current Tax		-	-
<b>Profit/(Loss) for the year from continuing operations</b>		<b>(9,033)</b>	<b>(7,296)</b>
<b>Other Comprehensive Income</b>		-	-
<b>Total other comprehensive income for the year, net of tax</b>		-	-
<b>Total comprehensive income/(loss) for the year, net of tax</b>		<b>(9,033)</b>	<b>(7,296)</b>
Earnings per equity share (computed on the basis of profit/(loss) for the year):	12		
(1) Basic		(0.09)	(0.07)
(2) Diluted		(0.09)	(0.07)
<b>Summary of significant accounting policies</b>	3		

The accompanying notes are an integral part of the financial statements.

As per our report of even date

For Rajeev & Ajay  
Firm registration No.: 009977N  
Chartered Accountants

Ajay Sachdeva  
Partner  
Membership No. : 084302



For and on behalf of the Board of Directors of  
**ROLEX ESTATES PRIVATE LIMITED**

Manoj Soni  
Director  
DIN- 08129479

*Manoj Soni*

Jairaj Vikas Verma  
Director  
DIN- 07560019

*Jairaj Vikas Verma*

Place : New Delhi  
Date : 9 May 2018

ROSE GATE ESTATES PRIVATE LIMITED  
STANDALONE BALANCE SHEET AS AT 31 MARCH 2018  
(Amount in Rupees, unless otherwise stated)

	Notes	As at 31 March 2018	As at 31 March 2017
<b>ASSETS</b>			
<b>Non-current assets</b>			
Financial Assets			
Investments	4	300,000	300,000
		300,000	300,000
<b>Current assets</b>			
Inventories	5	448,158,796	448,158,796
Financial assets			
Cash and cash equivalents	6	11,996	12,681
Other bank balances	7	3,068,101	2,408,424
Other financial assets	8	20,097,871	27,931,264
Other current assets	9	1,385,357	1,830,842
		472,722,121	480,342,007
<b>Total Assets</b>		<b>473,022,121</b>	<b>480,642,007</b>
<b>EQUITY AND LIABILITIES</b>			
<b>Equity</b>			
Equity share capital	10	100,000	100,000
Other equity	11	1,137,824	934,567
<b>Total equity</b>		<b>1,237,824</b>	<b>1,034,567</b>
<b>LIABILITIES</b>			
<b>Current liabilities</b>			
Financial liabilities			
Trade payables	12	362,810	369,000
Other financial liabilities	13	-	5,700
Other current liabilities	14	471,421,487	479,216,957
Provisions	15	-	15,783
<b>Total liabilities</b>		<b>471,784,297</b>	<b>479,607,440</b>
<b>Total Equity and Liabilities</b>		<b>473,022,121</b>	<b>480,642,007</b>
<b>Summary of significant accounting policies</b>			
	3		

The accompanying notes are an integral part of the financial statements.

As per our report of even date

For MNV & CO.  
Firm Reg. No.: 023682N  
Chartered Accountants

Vikrant Suri  
Partner  
Membership No.: 505887



Place : New Delhi  
Date : 9 May 2018

For and on behalf of the Board of Directors of  
ROSE GATE ESTATES PRIVATE LIMITED

Ajmer Singh Goyat  
Director  
DIN-07897713

Vivek Singh  
Director  
DIN-03466774

*(Signature)*

ROSE GATE ESTATES PRIVATE LIMITED  
STANDALONE STATEMENT OF PROFIT AND LOSS FOR THE YEAR ENDED 31 MARCH 2018  
(Amount in Rupees, unless otherwise stated)

Particulars	Notes	31 March 2018	31-Mar-17
Other income	16	286,547	217,964
Total Income		286,547	217,964
<b>EXPENSES</b>			
Finance costs	17	1,771	27,455
Other expenses	18	11,029	7,439
Total Expenses		12,800	34,894
Profit/(Loss) before tax		273,747	183,070
Tax expense:			
Current tax		70,490	54,700
Profit/(Loss) for the year		203,257	128,370
Other comprehensive income		-	-
Total other comprehensive income for the year, net of tax		-	-
Total comprehensive income/(loss) for the year, net of tax		203,257	128,370
Earnings per equity share:	19		
(1) Basic		20.33	12.84
(2) Diluted		20.33	12.84

Summary of significant accounting policies

3

The accompanying notes are an integral part of the financial statements.

As per our report of even date

For MNV & CO.  
Firm Reg. No.: 023682N  
Chartered Accountants

Vikrant Suri  
Partner  
Membership No. 505887



For and on behalf of the Board of Directors of  
ROSE GATE ESTATES PRIVATE LIMITED

Ajmer Singh Goyal  
Director  
DIN-07897713

Vivek Singh  
Director  
DIN-03466774

Place : New Delhi  
Date : 9 May 2018



**RUDRAKSHA REALTORS PRIVATE LIMITED**  
**BALANCE SHEET AS AT 31 MARCH 2018**  
(Amount in Rupees, unless otherwise stated)

	Notes	As at 31 March 2018	As at 31 March 2017
<b>ASSETS</b>			
<b>Current assets</b>			
Inventories	4	464,653,959	155,716,601
<b>Financial assets</b>			
Cash and cash equivalents	5	20,964	5,953
Other financial assets	6	4,500,128	6,276,774
Other current assets	7	-	-
<b>Total Assets</b>		<b>469,175,051</b>	<b>161,999,328</b>
<b>EQUITY AND LIABILITIES</b>			
<b>Equity</b>			
Equity share capital	8	100,000	100,000
Other equity	9	(407,093)	(398,150)
<b>Total equity</b>		<b>(307,093)</b>	<b>(298,150)</b>
<b>LIABILITIES</b>			
<b>Current liabilities</b>			
<b>Financial liabilities</b>			
Trade payables	10	2,734,310	5,750
Other current liabilities	11	466,747,834	162,291,728
<b>Total liabilities</b>		<b>469,482,144</b>	<b>162,297,478</b>
<b>Total Equity and Liabilities</b>		<b>469,175,051</b>	<b>161,999,328</b>

Summary of significant accounting policies 3

The accompanying notes are an integral part of the financial statements.

As per our report of even date

For MNV & CO.  
Firm Reg. No.: 023682N  
Chartered Accountants

Vijayant Suri  
Partner  
Membership No.: 505887



For and on behalf of the Board of Directors of  
**RUDRAKSHA REALTORS PRIVATE LIMITED**

*(Signature of Narendra Vashisht)*

Narendra Vashisht  
Director  
DIN- 06713906

Sunil Kumar Trar  
Director  
DIN- 03450022

Place : New Delhi  
Date : 9-May-2018

**RUDRAKSHA REALTORS PRIVATE LIMITED**  
**STATEMENT OF PROFIT AND LOSS FOR THE YEAR ENDED 31 MARCH 2018**  
(Amount in Rupees, unless otherwise stated)

Particulars	Notes	31 March 2018	31 March 2017
Revenue		-	-
<b>Total Income</b>		-	-
<b>EXPENSES</b>			
Other expenses	12	8,854	7,007
Finance costs	13	89	115
<b>Total Expenses</b>		<b>8,943</b>	<b>7,122</b>
<b>Profit/(Loss) before tax</b>		<b>(8,943)</b>	<b>(7,122)</b>
Tax expense:			
Current tax		-	-
<b>Profit/(Loss) for the year</b>		<b>(8,943)</b>	<b>(7,122)</b>
Other comprehensive income		-	-
<b>Total other comprehensive income for the year, net of tax</b>		<b>-</b>	<b>-</b>
<b>Total comprehensive income/(loss) for the year, net of tax</b>		<b>(8,943)</b>	<b>(7,122)</b>
<b>Earnings per equity share:</b>	14		
(1) Basic		(0.89)	(0.71)
(2) Diluted		(0.89)	(0.71)

Summary of significant accounting policies

3

The accompanying notes are an integral part of the financial statements.

As per our report of even date

For MNV & CO.  
Firm Reg. No.: 023682N  
Chartered Accountants

Vikrant Suri  
Partner  
Membership No.: 505887



For and on behalf of the Board of Directors of  
**RUDRAKSHA REALTORS PRIVATE LIMITED**

*(Signatures of Directors)*

Narendra Vashisht  
Director  
DIN- 06713906

Sunil Kumar Trar  
Director  
DIN- 03450022

Place : New Delhi  
Date : 9-May-2018

**SACRED ESTATES PRIVATE LIMITED**  
**BALANCE SHEET AS AT 31 MARCH 2018**  
(Amount in Rupees, unless otherwise stated)

	Notes	As at 31 March 2018	As at 31 March 2017
<b>ASSETS</b>			
<b>Current assets</b>			
Financial assets			
Cash and cash equivalents	4	17,978	18,278
Other current assets	5	-	-
<b>Total Assets</b>		<b>17,978</b>	<b>18,278</b>
<b>EQUITY AND LIABILITIES</b>			
<b>Equity</b>			
Equity share capital	6	100,000	100,000
Other equity	7		
Retained Earnings		(97,664)	(87,471)
<b>Total equity</b>		<b>2,336</b>	<b>12,529</b>
<b>LIABILITIES</b>			
<b>Current liabilities</b>			
Financial liabilities			
Trade payables	8	5,310	5,749
Other current liabilities	9	10,332	-
<b>Total liabilities</b>		<b>15,642</b>	<b>5,749</b>
<b>Total Equity and Liabilities</b>		<b>17,978</b>	<b>18,278</b>

Summary of significant accounting policies

3

The accompanying notes are an integral part of the financial statements.

As per our report of even date

For Rajeev & Ajay  
Firm registration No : 009977N  
Chartered Accountants

Ajay Sachdeva  
Partner  
Membership No. : 084302



For and on behalf of the Board of Directors of  
**SACRED ESTATES PRIVATE LIMITED**

Bhupinder Rajaswant Singh  
Director  
DIN-06583432

Amit Dhall  
Director  
DIN- 07257270

Place : New Delhi  
Date : 9 May 2018

**SACRED ESTATES PRIVATE LIMITED**  
**STATEMENT OF PROFIT AND LOSS FOR THE YEAR ENDED 31 MARCH 2018**  
(Amount in Rupees, unless otherwise stated)

Particulars	Notes	31 March 2018	31 March 2017
Revenue		-	-
Total Income		-	-
<b>EXPENSES</b>			
Finance costs	10	89	86
Other expenses	11	10,104	7,827
Total Expenses		10,193	7,913
Profit/(Loss) before tax		(10,193)	(7,913)
Tax expense:			
Current tax		-	-
Profit/(Loss) for the year		(10,193)	(7,913)
Other comprehensive income		-	-
Total other comprehensive income for the year, net of tax		-	-
Total comprehensive income/(loss) for the year, net of tax		(10,193)	(7,913)
Earnings per equity share:	12		
(1) Basic		(1.02)	(0.79)
(2) Diluted		(1.02)	(0.79)
Summary of significant accounting policies	3		

The accompanying notes are an integral part of the financial statements.

As per our report of even date

For Rajeev & Ajay  
Firm registration No : 009977N  
Chartered Accountants

Ajay Sachdeva  
Partner  
Membership No. : 084302

Place : New Delhi  
Date : 9 May 2018



For and on behalf of the Board of Directors of  
**SACRED ESTATES PRIVATE LIMITED**

Bhupinder Rajjasant Singh  
Director  
DIN-06583432

Amit Dhall  
Director  
DIN- 07257270

**SAMBHAVEE PROJECTS PRIVATE LIMITED**  
**BALANCE SHEET AS AT 31 MARCH 2018**  
(Amount in Rupees, unless otherwise stated)

	Notes	As at 31 March 2018	As at 31 March 2017
<b>ASSETS</b>			
<b>Current assets</b>			
Inventories	4	151,069,460	151,069,460
Financial assets			
Cash and cash equivalents	5	19,236	3,915
<b>Total Assets</b>		<b>151,088,696</b>	<b>151,073,375</b>
<b>EQUITY AND LIABILITIES</b>			
<b>Equity</b>			
Equity share capital	6	1,000,000	1,000,000
Other equity	7		
Retained earnings		(358,718)	(350,017)
<b>Total equity</b>		<b>641,282</b>	<b>649,983</b>
<b>LIABILITIES</b>			
<b>Current liabilities</b>			
Financial liabilities			
Trade payables	8	5,310	5,750
Other current liabilities	9	150,442,104	150,417,642
<b>Total liabilities</b>		<b>150,447,414</b>	<b>150,423,392</b>
<b>Total Equity and Liabilities</b>		<b>151,088,696</b>	<b>151,073,375</b>

Summary of significant accounting policies 3

The accompanying notes are an integral part of the financial statements.

As per our report of even date

For MNV & CO.  
Firm Reg. No.: 023682N  
Chartered Accountants

Vikrant Suri  
Partner  
Membership No.: 505887



Place : New Delhi  
Date : 9 May 2018

For and on behalf of the Board of Directors of  
**SAMBHAVEE PROJECTS PRIVATE LIMITED**

*(Signature)*

Narendra Vashisht  
Director  
DIN-06713906

*(Signature)*

Manoj Soni  
Director  
DIN-08129479

*(Signature)*

**SAMBHAVEE PROJECTS PRIVATE LIMITED**  
**STATEMENT OF PROFIT AND LOSS FOR THE YEAR ENDED 31 MARCH 2018**  
(Amount in Rupees, unless otherwise stated)

Particulars	Notes	31 March 2018	31 March 2017
Revenue		-	-
Total Income		-	-
<b>EXPENSES</b>			
Finance costs	10	779	115
Other expenses	11	7,922	7,825
Total Expenses		8,701	7,940
Profit/(Loss) before tax		(8,701)	(7,940)
Tax expense:			
Current tax		-	-
Profit/(Loss) for the year		(8,701)	(7,940)
Other comprehensive income		-	-
Total other comprehensive income for the year, net of tax		-	-
Total comprehensive income/(loss) for the year, net of tax		(8,701)	(7,940)
Earnings per equity share:	12		
(1) Basic		(0.09)	(0.08)
(2) Diluted		(0.09)	(0.08)

Summary of significant accounting policies

3

The accompanying notes are an integral part of the financial statements.

As per our report of even date

For MNV & CO.  
Firm Reg. No.: 023682N  
Chartered Accountants

Vikrant Suri  
Partner  
Membership No.: 505887



For and on behalf of the Board of Directors of  
**SAMBHAVEE PROJECTS PRIVATE LIMITED**

Narendra Vashisht  
Director  
DIN-06713906

Manoj Kumar  
Director  
DIN-08129479

Place : New Delhi  
Date : 9 May 2018

**SANDESH BUILDCON PRIVATE LIMITED**  
**BALANCE SHEET AS AT 31 MARCH 2018**  
(Amount in Rupees, unless otherwise stated)

	Notes	As at 31 March 2018	As at 31 March 2017
<b>ASSETS</b>			
<b>Current assets</b>			
Inventories	4	352,209,414	352,209,414
Financial assets			
Cash and cash equivalents	5	14,130	4,133
Other financial assets	6	187,356,461	187,356,461
Other current assets	7	3,020,886	3,020,886
<b>Total Assets</b>		<b>542,600,891</b>	<b>542,590,894</b>
<b>EQUITY AND LIABILITIES</b>			
<b>Equity</b>			
Equity share capital	8	1,000,000	1,000,000
Other equity	9	(594,805)	(581,987)
<b>Total equity</b>		<b>405,195</b>	<b>418,013</b>
<b>LIABILITIES</b>			
<b>Current liabilities</b>			
Financial liabilities			
Trade payables	10	5,311	5,750
Other current liabilities	11	542,190,385	542,167,131
<b>Total liabilities</b>		<b>542,195,696</b>	<b>542,172,881</b>
<b>Total Equity and Liabilities</b>		<b>542,600,891</b>	<b>542,590,894</b>

Summary of significant accounting policies 3


The accompanying notes are an integral part of the financial statements.

As per our report of even date

For MNV & CO.  
Firm Reg. No.: 023682N  
Chartered Accountants  
  
**Vikrant Suri**  
Partner  
Membership No. 505887

Place : New Delhi  
Date : 9 May 2018

For and on behalf of the Board of Directors of  
**SANDESH BUILDCON PRIVATE LIMITED**

  
**Narendra Vashisht**  
Director  
DIN-06713906

  
**Anil Mohamad**  
Director  
DIN-07119219



**SANDESH BUILDCON PRIVATE LIMITED**  
**STATEMENT OF PROFIT AND LOSS FOR THE YEAR ENDED 31 MARCH 2018**  
(Amount in Rupees, unless otherwise stated).

Particulars	Notes	31 March 2018	31 March 2017
Revenue		-	-
Total Income		-	-
<b>EXPENSES</b>			
Finance costs	12	5,104	2,243
Other expenses	13	7,714	8,235
Total Expenses		12,818	10,478
Profit/(Loss) before tax		(12,818)	(10,478)
Tax expense:			
Current tax		-	-
Profit/(Loss) for the year		(12,818)	(10,478)
Other comprehensive income		-	-
Total other comprehensive income for the year, net of tax		-	-
Total comprehensive income/(loss) for the year, net of tax		(12,818)	(10,478)
Earnings per equity share:	14		
(1) Basic		(0.13)	(0.10)
(2) Diluted		(0.13)	(0.10)
Summary of significant accounting policies	3		


The accompanying notes are an integral part of the financial statements.

As per our report of even date

For MNV & CO.  
Firm Reg. No.: 023682N  
Chartered Accountants

  
Vikrant Suri  
Partner  
Membership No.: 505887

For and on behalf of the Board of Directors of  
**SANDESH BUILDCON PRIVATE LIMITED**

  
Narendra Vashisht  
Director  
DIN-06713906

  
Arif Mohamad  
Director  
DIN-07119219

Place : New Delhi  
Date : 9 May 2018



**SANKALP BUILDTECH PRIVATE LIMITED**  
**BALANCE SHEET AS AT 31 MARCH 2018**  
(Amount in Rupees, unless otherwise stated)

	Notes	31 March 2018	31 March 2017
<b>ASSETS</b>			
<b>Current assets</b>			
Inventories	4	17,401,600	17,401,600
<b>Financial assets</b>			
Cash and cash equivalents	5	18,175	12,193
Other current assets	6	-	4,810
<b>Total assets</b>		<b>17,419,775</b>	<b>17,418,603</b>
<b>EQUITY AND LIABILITIES</b>			
<b>Equity</b>			
Equity share capital	7	100,000	100,000
Other equity	8	(144,332)	(131,795)
<b>Total equity</b>		<b>(44,332)</b>	<b>(31,795)</b>
<b>LIABILITIES</b>			
<b>Current liabilities</b>			
<b>Financial liabilities</b>			
Trade payables	9	5,310	5,750
Other current liabilities	10	17,458,797	17,444,648
<b>Total liabilities</b>		<b>17,464,107</b>	<b>17,450,398</b>
<b>Total equity and liabilities</b>		<b>17,419,775</b>	<b>17,418,603</b>

Summary of significant accounting policies 3


The accompanying notes are an integral part of the financial statements.

As per our report of even date

For Sanjay Rastogi & Associates  
Firm registration No : 014056N  
Chartered Accountants

CA Sanjay Rastogi  
Proprietor  
Membership No. : 075033

Place : New Delhi  
Date : 09.05.2018



For and on behalf of the Board of Directors of  
**SANKALP BUILDTECH PRIVATE LIMITED**

Narendra Vashisht  
Director  
DIN-06713906

Rajnish Bhardwaj  
Director  
DIN-02220240

*(Signatures of Directors)*

**SANKALP BUILDTECH PRIVATE LIMITED**  
**STATEMENT OF PROFIT AND LOSS FOR THE YEAR ENDED 31 MARCH 2018**  
(Amount in Rupees, unless otherwise stated)

Particulars	Notes	31 March 2018	31 March 2017
Revenue		-	-
<b>Total Income</b>		-	-
<b>EXPENSES</b>			
Finance costs	11	118	115
Other expenses	12	12,419	7,723
<b>Total Expenses</b>		12,537	7,838
<b>Loss before tax</b>		(12,537)	(7,838)
<b>Tax expense:</b>			
Current tax		-	-
<b>Loss for the year</b>		(12,537)	(7,838)
Other comprehensive income		-	-
<b>Total other comprehensive income for the year, net of tax</b>		-	-
<b>Total comprehensive loss for the year, net of tax</b>		(12,537)	(7,838)
<b>Earnings per equity share:</b>	13		
Basic (Rs.)		(1.25)	(0.78)
Diluted (Rs.)		(1.25)	(0.78)

Summary of significant accounting policies

The accompanying notes are an integral part of the financial statements.

As per our report of even date

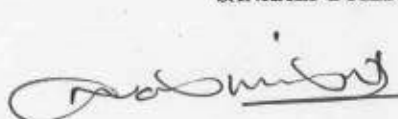
For Sanjay Rastogi & Associates  
Firm registration No : 014056N  
Chartered Accountants


  
**CA Sanjay Rastogi**  
Proprietor  
Membership No. : 075033



Place : New Delhi  
Date : 09.05.2018

For and on behalf of the Board of Directors of  
**SANKALP BUILDTECH PRIVATE LIMITED**

  
**Narendra Vashisht**  
Director  
DIN-06713906

  
**Rajnish Bhardwaj**  
Director  
DIN-02220240

**SANKALP PROMOTERS PRIVATE LIMITED**  
**STANDALONE BALANCE SHEET AS AT 31 MARCH 2018**  
(Amount in Rupees, unless otherwise stated)

	Notes	As at 31 March 2018	As at 31 March 2017
<b>ASSETS</b>			
<b>Non-current assets</b>			
Financial Assets			
Investments	4	100,000	100,000
		<u>100,000</u>	<u>100,000</u>
<b>Current assets</b>			
Inventories	5	44,458,479	44,458,479
Financial assets			
Cash and cash equivalents	6	21,349	26,274
Other bank balances	7	632,129	530,497
Other financial assets	8	14,406,210	14,463,343
Other current assets	9	176,860	172,355
		<u>59,795,027</u>	<u>59,750,948</u>
<b>Total Assets</b>			
<b>EQUITY AND LIABILITIES</b>			
<b>Equity</b>			
Equity share capital	10	100,000	100,000
Other equity	11		
Retained Earnings		(660,403)	(542,540)
Total equity		<u>(560,403)</u>	<u>(442,540)</u>
<b>LIABILITIES</b>			
<b>Current liabilities</b>			
Financial liabilities			
Trade payables	12	136,485	11,500
Other current liabilities	13	60,218,945	60,166,948
Provisions	14	-	15,040
Total liabilities		<u>60,355,430</u>	<u>60,193,488</u>
		<u>59,795,027</u>	<u>59,750,948</u>
<b>Total Equity and Liabilities</b>			

Summary of significant accounting policies

3

The accompanying notes are an integral part of the financial statements.

As per our report of even date

For MNV & CO.  
Firm Reg. No.: 023682N  
Chartered Accountants



Vikrant Suri  
Partner  
Membership No.: 505887

Place : New Delhi  
Date : 9 May 2018

For and on behalf of the Board of Directors of  
**SANKALP PROMOTERS PRIVATE LIMITED**



Vinod Balhara  
Director  
DIN-08129149



Ajay Kumar  
Director  
DIN-08028800

**SANKALP PROMOTERS PRIVATE LIMITED**  
**STANDALONE STATEMENT OF PROFIT AND LOSS FOR THE YEAR ENDED 31 MARCH 2018**  
(Amount in Rupees, unless otherwise stated)

Particulars	Notes	31 March 2018	31 March 2017
Other Income	15	64,004	52,480
<b>Total Income</b>		<b>64,004</b>	<b>52,480</b>
<b>EXPENSES</b>			
Finance costs	16	89	86
Other expenses	17	181,778	7,439
<b>Total Expenses</b>		<b>181,867</b>	<b>7,525</b>
<b>Profit/(Loss) before tax</b>		<b>(117,863)</b>	<b>44,955</b>
<b>Tax expense:</b>			
Current tax		-	13,900
<b>Profit/(Loss) for the year</b>		<b>(117,863)</b>	<b>31,055</b>
Other comprehensive income		-	-
<b>Total other comprehensive income for the year, net of tax</b>		<b>-</b>	<b>-</b>
<b>Total comprehensive income/(loss) for the year, net of tax</b>		<b>(117,863)</b>	<b>31,055</b>
<b>Earnings per equity share:</b>	18		
(1) Basic		(11.79)	3.11
(2) Diluted		(11.79)	3.11

Summary of significant accounting policies 3

The accompanying notes are an integral part of the financial statements.

As per our report of even date

For MNV & CO.  
Firm Reg. No.: 023682N  
Chartered Accountants

Vijayant Suri  
Partner  
Membership No.: 505887

For and on behalf of the Board of Directors of  
**SANKALP PROMOTERS PRIVATE LIMITED**

Vinod Balhara  
Director  
DIN-08129149

Ajay Kumar  
Director  
DIN-08028800

Place : New Delhi  
Date : 9 May 2018

**SANSKAR BUILDCON PRIVATE LIMITED**  
**BALANCE SHEET AS AT 31 MARCH 2018**  
(Amount in Rupees, unless otherwise stated)

	Notes	As at 31 March 2018	As at 31 March 2017
<b>ASSETS</b>			
<b>Current assets</b>			
Financial assets			
Cash and cash equivalents	4	36,153	32,540
Other financial assets	5	9,259,927	26,218,158
Other current assets	6	196,270	196,271
<b>Total Assets</b>		<b>9,492,350</b>	<b>26,446,969</b>
<b>EQUITY AND LIABILITIES</b>			
<b>Equity</b>			
Equity share capital	7	100,000	100,000
Other equity	8		
Retained Earnings		2,075,958	2,084,016
<b>Total equity</b>		<b>2,175,958</b>	<b>2,184,016</b>
<b>LIABILITIES</b>			
<b>Current liabilities</b>			
Financial liabilities			
Trade payables	9	7,124,202	13,817,642
Other current liabilities	10	192,190	10,445,311
<b>Total liabilities</b>		<b>7,316,392</b>	<b>24,262,953</b>
<b>Total Equity and Liabilities</b>		<b>9,492,350</b>	<b>26,446,969</b>


Summary of significant accounting policies

3

The accompanying notes are an integral part of the financial statements.


As per our report of even date


For MNV & CO.  
Firm Reg. No.: 023682N  
Chartered Accountants

  
Vikrant Suri  
Partner  
Membership No.: 505887

Place : New Delhi  
Date : 9 May 2018

For and on behalf of the Board of Directors of  
**SANSKAR BUILDCON PRIVATE LIMITED**

  
Rajnish Bhardwaj  
Director  
DIN-02220240

  
Gaurav Seth  
Director  
DIN-08129148

**SANSKAR BUILDCON PRIVATE LIMITED**  
**STATEMENT OF PROFIT AND LOSS FOR THE YEAR ENDED 31 MARCH 2018**  
(Amount in Rupees, unless otherwise stated)

Particulars	Notes	31 March 2018	31 March 2017
Other income	11	-	658
<b>Total Income</b>		<b>-</b>	<b>658</b>
<b>EXPENSES</b>			
Finance costs	12	137	86
Other expenses	13	7,921	7,004
<b>Total Expenses</b>		<b>8,058</b>	<b>7,090</b>
<b>Profit/(Loss) before tax</b>		<b>(8,058)</b>	<b>(6,432)</b>
<b>Tax expense:</b>			
Current tax		-	-
<b>Profit/(Loss) for the year</b>		<b>(8,058)</b>	<b>(6,432)</b>
Other comprehensive income		-	-
<b>Total other comprehensive income for the year, net of tax</b>		<b>-</b>	<b>-</b>
<b>Total comprehensive income/(loss) for the year, net of tax</b>		<b>(8,058)</b>	<b>(6,432)</b>
<b>Earnings per equity share:</b>	14		
(1) Basic		(0.81)	(0.64)
(2) Diluted		(0.81)	(0.64)

Summary of significant accounting policies 3

The accompanying notes are an integral part of the financial statements.

As per our report of even date

For MNV & CO.  
Firm Reg. No.: 023682N  
Chartered Accountants

Vikash Suri  
Partner  
Membership No.: 505887

For and on behalf of the Board of Directors of  
**SANSKAR BUILDCON PRIVATE LIMITED**

Rajnish Bhardwaj  
Director  
DIN-02220240

Gaurav Seth  
Director  
DIN-08129148

Place : New Delhi  
Date : 9 May 2018

**SANSKAR BUILDWELL PRIVATE LIMITED**  
**BALANCE SHEET AS AT 31 MARCH 2018**  
(Amount in Rupees, unless otherwise stated)

	Notes	As at 31 March 2018	As at 31 March 2017
<b>ASSETS</b>			
<b>Current assets</b>			
Financial assets			
Cash and cash equivalents	4	29,693	20,032
Other current assets	5	-	-
<b>Total Assets</b>		<b>29,693</b>	<b>20,032</b>
<b>EQUITY AND LIABILITIES</b>			
<b>Equity</b>			
Equity share capital	6	100,000	100,000
Other equity	7	(377,726)	(204,484)
<b>Total equity</b>		<b>(277,726)</b>	<b>(104,484)</b>
<b>LIABILITIES</b>			
<b>Current liabilities</b>			
Financial liabilities			
Trade payables	8	5,618	14,900
Other current liabilities	9	301,801	109,616
Provisions	10	-	-
<b>Total liabilities</b>		<b>307,419</b>	<b>124,516</b>
<b>Total Equity and Liabilities</b>		<b>29,693</b>	<b>20,032</b>

Summary of significant accounting policies 3

The accompanying notes are an integral part of the financial statements.

As per our report of even date

For MNV & CO.  
Firm Reg. No.: 023682N  
Chartered Accountants

Vikrant Suri  
Partner  
Membership No.: 505887

Place : New Delhi  
Date : 9 May 2018

For and on behalf of the Board of Directors of  
**SANSKAR BUILDWELL PRIVATE LIMITED**

Ramesh Khulbe  
Director  
DIN- 07109071

Satish Kumar Goyal  
Director  
DIN- 06520570

**SANSKAR BUILDWELL PRIVATE LIMITED**  
**STATEMENT OF PROFIT AND LOSS FOR THE YEAR ENDED 31 MARCH 2018**  
(Amount in Rupees, unless otherwise stated)

Particulars	Notes	31 March 2018	31 March 2017
Revenue	11	24,587	-
<b>Total Income</b>		<b>24,587</b>	<b>-</b>
<b>EXPENSES</b>			
Finance costs	12	187,103	86
Other expenses	13	10,726	10,455
<b>Total Expenses</b>		<b>197,829</b>	<b>10,541</b>
<b>Profit/(Loss) before tax</b>		<b>(173,242)</b>	<b>(10,541)</b>
Tax expense:			
Current tax		-	-
<b>Profit/(Loss) for the year</b>		<b>(173,242)</b>	<b>(10,541)</b>
Other comprehensive income		-	-
<b>Total other comprehensive income for the year, net of tax</b>		<b>-</b>	<b>-</b>
<b>Total comprehensive income/(loss) for the year, net of tax</b>		<b>(173,242)</b>	<b>(10,541)</b>
<b>Earnings per equity share:</b>	14		
(1) Basic		(17.32)	(1.05)
(2) Diluted		(17.32)	(1.05)


Summary of significant accounting policies 3


The accompanying notes are an integral part of the financial statements.

As per our report of even date

For MNV & CO.  
Firm Reg. No.: 023682N  
Chartered Accountants  
  
Vikrant Suri  
Partner  
Membership No.: 505887

For and on behalf of the Board of Directors of  
**SANSKAR BUILDWELL PRIVATE LIMITED**

  
Ramesh Khulbe  
Director  
DIN- 07109071

  
Satish Kumar Goyal  
Director  
DIN- 06520570

Place : New Delhi  
Date : 9 May 2018



**SANYUKTA PROMOTORS PRIVATE LIMITED**  
**STANDALONE BALANCE SHEET AS AT 31 MARCH 2018**  
(Amount in Rupees, unless otherwise stated)

	Notes	As at 31 March 2018	As at 31 March 2017
<b>ASSETS</b>			
Non-current assets			
Financial assets			
Investments	4	60,100,010	60,100,010
		60,100,010	60,100,010
Current assets			
Financial assets			
Cash and cash equivalents	5	690	1,819
		690	1,819
<b>Total Assets</b>		<b>60,100,700</b>	<b>60,101,829</b>
<b>EQUITY AND LIABILITIES</b>			
Equity			
Equity share capital	6	1,000,000	1,000,000
Other equity	7		
Retained earnings		(242,514)	(221,630)
<b>Total equity</b>		<b>757,486</b>	<b>778,370</b>
<b>LIABILITIES</b>			
Current liabilities			
Financial liabilities			
Trade payables	8	5,310	17,225
Other current liabilities	9	59,337,904	59,306,234
<b>Total liabilities</b>		<b>59,343,214</b>	<b>59,323,459</b>
<b>Total Equity and Liabilities</b>		<b>60,100,700</b>	<b>60,101,829</b>

Summary of significant accounting policies 3

The accompanying notes are an integral part of the financial statements.

As per our report of even date

For Rajeev & Ajay

Firm registration No : 002977N

Chartered Accountants

Ajay Sachdeva

Partner

Membership No. : 084302



For and on behalf of the Board of Directors of  
SANYUKTA PROMOTORS PRIVATE LIMITED

*Gaurav Seth*

Gaurav Seth

Director

DIN-08129148

*Rajnish Bhardwaj*

Rajnish Bhardwaj

Director

DIN-02220240

Place : New Delhi

Date : 9 May 2018

**SANYUKTA PROMOTORS PRIVATE LIMITED**  
**STANDALONE STATEMENT OF PROFIT AND LOSS FOR THE YEAR ENDED 31 MARCH 2018**  
(Amount in Rupees, unless otherwise stated)

Particulars	Notes	31 March 2018	31 March 2017
Other income	10	5,725	-
Total Income (I)		5,725	-
<b>EXPENSES</b>			
Finance costs	11	779	805
Other expenses	12	25,830	7,825
Total Expenses (II)		26,609	8,630
Profit/(Loss) before tax from continuing operations (I-II)		(20,884)	(8,630)
Tax expense:			
Current Tax		-	-
Profit/(Loss) for the year from continuing operations		(20,884)	(8,630)
Other Comprehensive Income		-	-
Total other comprehensive income for the year, net of tax		-	-
Total comprehensive income/(loss) for the year, net of tax		(20,884)	(8,630)
Earnings per equity share (computed on the basis of profit/(loss) for the year):	13		
(1) Basic		(0.21)	(0.09)
(2) Diluted		(0.21)	(0.09)
Summary of significant accounting policies	3		

The accompanying notes are an integral part of the financial statements.

As per our report of even date

For Rajeev & Ajay

Firm registration No : 009977N  
Chartered Accountants

Ajay Sachdeva  
Partner

Membership No. : 084302



For and on behalf of the Board of Directors of  
**SANYUKTA PROMOTORS PRIVATE LIMITED**

Gaurav Seth  
Gaurav Seth  
Director  
DIN-08129148

Rajnish Bhardwaj  
Rajnish Bhardwaj  
Director  
DIN-02220240

Place : New Delhi  
Date : 9 May 2018

**SAPPHIRE & SANDS PRIVATE LIMITED**  
(Incorporated in the Republic of Singapore)

**STATEMENT OF FINANCIAL POSITION**  
**AS AT 31 MARCH 2018**

	<u>Note</u>	<u>2018</u> USD	<u>2017</u> USD
<b>ASSETS</b>			
<b>Non-current assets</b>			
Interest in subsidiary	5	1	1
<b>Current assets</b>			
Projects work-in-progress	6	13,731,567	13,731,567
Other receivables	7	-	7
Amount receivable from a related party	7	5,616,100	5,616,100
Amount receivable from a subsidiary	7	104,861	97,998
Cash and cash equivalents	8	14,979	28,799
		<u>19,467,507</u>	<u>19,474,471</u>
<b>Total assets</b>		<b><u>19,467,508</u></b>	<b><u>19,474,472</u></b>
<b>EQUITY AND LIABILITIES</b>			
<b>Capital and reserves</b>			
Share capital	9	1	1
Retained earnings		(158,953)	(151,516)
<b>Total equity</b>		<u>(158,952)</u>	<u>(151,515)</u>
<b>Non-current liabilities</b>			
Amount payable to immediate holding company	10	19,622,376	19,622,376
<b>Current liabilities</b>			
Other payables and accruals	10	4,084	3,611
<b>Total liabilities</b>		<u>19,626,460</u>	<u>19,625,987</u>
<b>Total equity and liabilities</b>		<b><u>19,467,508</u></b>	<b><u>19,474,472</u></b>

The accompanying notes form an integral part of the financial statements.

**SAPPHIRE & SANDS PRIVATE LIMITED**  
(Incorporated in the Republic of Singapore)

**STATEMENT OF PROFIT OR LOSS AND OTHER COMPREHENSIVE INCOME  
FOR THE YEAR ENDED 31 MARCH 2018**

	<u>Note</u>	<u>2018</u> USD	<u>2017</u> USD
<b>Revenue</b>	11	-	-
Other income	11	-	46
		-	46
Costs and expenses			
Director's fee		2,033	1,830
Other expenses	12	5,404	4,798
		(7,437)	(6,628)
<b>Loss before tax</b>	13	(7,437)	(6,582)
Income tax expense	14	-	-
<b>LOSS FOR THE YEAR</b>		(7,437)	(6,582)
<b>Other comprehensive income</b>		-	-
Other comprehensive income for the year, net of tax		-	-
<b>TOTAL COMPREHENSIVE LOSS FOR THE YEAR</b>		(7,437)	(6,582)

The accompanying notes form an integral part of the financial statements.

**SARVODAYA BUILDCON PRIVATE LIMITED**  
**BALANCE SHEET AS AT 31 MARCH 2018**  
(Amount in Rupees, unless otherwise stated)

**ASSETS**

**Current assets**

Inventories	
Financial assets	
Cash and cash equivalents	
Other financial assets	
Other current assets	

**Total Assets**

**EQUITY AND LIABILITIES**

**Equity**

Equity share capital	
Other equity	
Retained Earnings	
<b>Total equity</b>	

**LIABILITIES**

**Current liabilities**

Financial liabilities	
Trade payables	
Other current liabilities	
<b>Total liabilities</b>	

**Total Equity and Liabilities**

**Summary of significant accounting policies**

The accompanying notes are an integral part of the financial statements.

As per our report of even date

For MNV & CO.  
Firm Reg. No.: 023682N  
Chartered Accountants

Vikrant Suri  
Partner  
Membership No.: 505887

Place : New Delhi  
Date : 9 May 2018

Notes	As at 31 March 2018	As at 31 March 2017
4	54,332,400	63,174,038
5	24,376	11,192
6	8,097,125	-
7	-	-
	<b>62,453,901</b>	<b>63,185,230</b>
8	100,000	100,000
9	5,591,244	5,607,146
	<b>5,691,244</b>	<b>5,707,146</b>
10	1,164,190	1,164,628
11	55,598,467	56,313,456
	<b>56,762,657</b>	<b>57,478,084</b>
	<b>62,453,901</b>	<b>63,185,230</b>
3		

For and on behalf of the Board of Directors of  
**SARVODAYA BUILDCON PRIVATE LIMITED**

Vinod Balhara  
Director  
DIN-08129149

Sailada Ramakrishna  
Director  
DIN-08129169

**SARVODAYA BUILDCON PRIVATE LIMITED**  
**STATEMENT OF PROFIT AND LOSS FOR THE YEAR ENDED 31 MARCH 2018**  
(Amount in Rupees, unless otherwise stated)

Particulars	Notes	31 March 2018	31 March 2017
Other income	12	1,875	-
<b>Total Income</b>		<b>1,875</b>	<b>-</b>
<b>EXPENSES</b>			
Finance costs	13	89	305
Other expenses	14	17,689	8,235
<b>Total Expenses</b>		<b>17,778</b>	<b>8,540</b>
<b>Profit/(Loss) before tax</b>		<b>(15,903)</b>	<b>(8,540)</b>
<b>Tax expense:</b>			
Current tax		-	-
<b>Profit/(Loss) for the year</b>		<b>(15,903)</b>	<b>(8,540)</b>
Other comprehensive income		-	-
<b>Total other comprehensive income for the year, net of tax</b>		<b>-</b>	<b>-</b>
<b>Total comprehensive income/(loss) for the year, net of tax</b>		<b>(15,903)</b>	<b>(8,540)</b>
<b>Earnings per equity share:</b>	15		
(1) Basic		(1.59)	(0.85)
(2) Diluted		(1.59)	(0.85)
Summary of significant accounting policies	3		

The accompanying notes are an integral part of the financial statements.

As per our report of even date

For MNV & CO.  
Firm Reg. No.: 023682N  
Chartered Accountants

Vijayant Suri  
Partner  
Membership No.: 505887

Place : New Delhi  
Date : 9 May 2018

For and on behalf of the Board of Directors of  
**SARVODAYA BUILDCON PRIVATE LIMITED**

Vinod Balhara  
Director  
DIN-08129149

Sailada Ramakrishna  
Director  
DIN-08129169

**SARVPRIYA REALTORS PRIVATE LIMITED**  
**BALANCE SHEET AS AT 31 MARCH 2018**  
(Amount in Rupees, unless otherwise stated)

	Notes	As at 31 March 2018	As at 31 March 2017
<b>ASSETS</b>			
<b>Current assets</b>			
Inventories	4	106,410,264	106,410,264
Financial assets			
Cash and cash equivalents	5	15,118	3,536
Other current assets	6	-	-
<b>Total Assets</b>		<b>106,425,382</b>	<b>106,413,800</b>
<b>EQUITY AND LIABILITIES</b>			
<b>Equity</b>			
Equity share capital	7	100,000	100,000
Other equity	8	(67,545,413)	(67,528,362)
<b>Total equity</b>		<b>(67,445,413)</b>	<b>(67,428,362)</b>
<b>LIABILITIES</b>			
<b>Current liabilities</b>			
Financial liabilities			
Trade payables	9	5,310	5,750
Other current liabilities	10	173,865,485	173,836,412
Provisions	11	-	-
<b>Total liabilities</b>		<b>173,870,795</b>	<b>173,842,162</b>
<b>Total Equity and Liabilities</b>		<b>106,425,382</b>	<b>106,413,800</b>

Summary of significant accounting policies 3

The accompanying notes are an integral part of the financial statements.


As per our report of even date

For MNV & CO.  
Firm Reg. No.: 023682N  
Chartered Accountants

  
Vikrant Suri  
Partner  
Membership No.: 505887

Place : New Delhi  
Date : 9 May 2018

For and on behalf of the Board of Directors of  
**SARVPRIYA REALTORS PRIVATE LIMITED**

  
Tarun Chadha  
Director  
DIN-07109007

  
Ramesh Khulbe  
Director  
DIN-07109071



**SARVPRIYA REALTORS PRIVATE LIMITED**  
**STATEMENT OF PROFIT AND LOSS FOR THE YEAR ENDED 31 MARCH 2018**  
(Amount in Rupees, unless otherwise stated)

Particulars	Notes	31 March 2018	31 March 2017
Revenue		-	-
Total Income		-	-
<b>EXPENSES</b>			
Finance costs	12	89	3,909
Other expenses	13	16,962	7,928
Total Expense		17,051	11,837
Profit/(Loss) before tax		(17,051)	(11,837)
Tax expense:			
Current tax		-	-
Profit/(Loss) for the year		(17,051)	(11,837)
Other comprehensive income		-	-
Total other comprehensive income for the year, net of tax		-	-
Total comprehensive income/(loss) for the year, net of tax		(17,051)	(11,837)
Earnings per equity share:	14		
(1) Basic		(1.71)	(1.18)
(2) Diluted		(1.71)	(1.18)

Summary of significant accounting policies 3

The accompanying notes are an integral part of the financial statements.

As per our report of even date

For MNV & CO.  
Firm Reg. No.: 023682N  
Chartered Accountants  
  
Vikrant Suri  
Partner  
Membership No.: 505887

For and on behalf of the Board of Directors of  
**SARVPRIYA REALTORS PRIVATE LIMITED**

  
Tarun Chadha  
Director  
DIN-07109007

  
Ramesh Khulbe  
Director  
DIN-07109071

Place : New Delhi  
Date : 9 May 2018



SERIEL BUILD TECH PRIVATE LIMITED  
STANDALONE BALANCE SHEET AS AT 31 MARCH 2018  
(Amount in Rupees, unless otherwise stated)

ASSETS

Non-current assets

Financial Assets

Investments

Current assets

Inventories

Financial assets

Cash and cash equivalents

Other financial assets

Other current assets

Total Assets

EQUITY AND LIABILITIES

Equity

Equity share capital

Other equity

Retained Earnings

Total equity

LIABILITIES

Current liabilities

Financial liabilities

Trade payables

Other current liabilities

Total liabilities

Total Equity and Liabilities

Summary of significant accounting policies

The accompanying notes are an integral part of the financial statements.

As per our report of even date

For MNV & CO.  
Firm Reg. No. 023682N  
Chartered Accountants

Vikrant Suri  
Partner  
Membership No. 905887

Place : New Delhi  
Date : 9 May 2018

Notes	As at 31 March 2018	As at 31 March 2017
4	100,000	100,000
	100,000	100,000
5	25,955,593	31,917,103
6	18,683	3,544
7	695,001	695,001
8	219,557	129,140
	26,868,834	32,744,788
	26,968,834	32,844,788
9	100,000	100,000
10	(488,065)	(481,117)
	(388,065)	(381,117)
11	5,310	11,500
12	27,351,589	33,214,405
	27,356,899	33,225,905
	26,968,834	32,844,788

3

For and on behalf of the Board of Directors of  
SERIEL BUILD TECH PRIVATE LIMITED

*Rajnish Bhargava*  
Rajnish Bhargava  
Director  
DIN- 02220240

*Gaurav Seth*  
Gaurav Seth  
Director  
DIN- 08129148

SERIEL BUILD TECH PRIVATE LIMITED  
STANDALONE STATEMENT OF PROFIT AND LOSS FOR THE YEAR ENDED 31 MARCH 2018  
(Amount in Rupees, unless otherwise stated)

Particulars	Notes	31 March 2018	31 March 2017
Revenue from operations	13	4,719	-
Other Income	14	-	500
Total Income		4,719	500
EXPENSES			
Other expenses	15	10,831	7,954
Finance costs	16	836	265
Total Expenses		11,667	8,219
Profit/(Loss) before tax		(6,948)	(7,719)
Tax expense:			
Current tax		-	-
Profit/(Loss) for the year		(6,948)	(7,719)
Other comprehensive income		-	-
Total other comprehensive income for the year, net of tax		-	-
Total comprehensive income/(loss) for the year, net of tax		(6,948)	(7,719)
Earnings per equity share:	17		
(1) Basic		(0.69)	(0.77)
(2) Diluted		(0.69)	(0.77)

Summary of significant accounting policies

3

The accompanying notes are an integral part of the financial statements.

As per our report of even date

For MNV & CO.  
Firm Reg. No.: 028682N  
Chartered Accountants

Vikrant Suri  
Partner  
Membership No.: 505887



Place : New Delhi  
Date : 9 May 2018

For and on behalf of the Board of Directors of  
SERIEL BUILD TECH PRIVATE LIMITED

*Rajnish Bhatnagar*  
Rajnish Bhatnagar  
Director  
DIN- 08220240

*Gaurav Seth*  
Gaurav Seth  
Director  
DIN- 08129148

SEWAK DEVELOPERS PRIVATE LIMITED  
STANDALONE BALANCE SHEET AS AT 31 MARCH 2018  
(Amount in Rupees, unless otherwise stated)

**ASSETS**

**Non-current assets**

Financial Assets  
Investments

**Current assets**

Inventories  
Financial assets  
Cash and cash equivalents  
Other financial assets  
Other current assets

**Total Assets**

**EQUITY AND LIABILITIES**

**Equity**

Equity share capital  
Other equity  
Retained earnings  
Total equity

**LIABILITIES**

**Current liabilities**

Financial liabilities  
Trade payables  
Other current liabilities  
Total liabilities

**Total Equity and Liabilities**

Summary of significant accounting policies

The accompanying notes are an integral part of the financial statements.

As per our report of even date

For MNV & CO.  
Firm Reg. No.: 023682N  
Chartered Accountants

Vikram Suri  
Partner  
Membership No.: 505887

Place : New Delhi  
Date : 9 May 2018



Notes	As at 31 March 2018	As at 31 March 2017
4	300,000 300,000	300,000 300,000
5	962,895,295	978,220,772
6	18,377	20,532
7	24,563,484	24,563,484
8	1,324,544	1,324,544
	989,801,700	1,004,129,332
	989,101,700	1,004,429,332
9	100,000	100,000
10	(1,019,040) (919,040)	(1,009,157) (909,157)
11	5,310	11,500
12	990,015,430 990,020,740	1,005,326,949 1,005,338,489
	989,101,700	1,004,429,332
3		

For and on behalf of the Board of Directors of  
SEWAK DEVELOPERS PRIVATE LIMITED

Aspen Kalia  
Director  
DIN-03048820

Gaurav Seth  
Director  
DIN-08129148

SEWAK DEVELOPERS PRIVATE LIMITED  
STANDALONE STATEMENT OF PROFIT AND LOSS FOR THE YEAR ENDED 31 MARCH 2018  
(Amount in Rupees, unless otherwise stated)

Particulars	Notes	31 March 2018	31 March 2017
Revenue		-	-
Total Income (I)		-	-
<b>EXPENSES</b>			
Finance costs	13	89	115
Other expenses	14	9,794	7,235
Total Expenses (II)		9,883	7,350
Profit/(Loss) before tax from operations (I-II)		(9,883)	(7,350)
Tax expense:			
Current tax		-	-
Profit/(Loss) for the year from operations		(9,883)	(7,350)
Other comprehensive income		-	-
Total other comprehensive income for the year, net of tax		-	-
Total comprehensive income/(loss) for the year, net of tax		(9,883)	(7,350)
Earnings per equity share (computed on the basis of profit/(loss) for the year):	16		
(1) Basic		(0.99)	(0.74)
(2) Diluted		(0.99)	(0.74)

Summary of significant accounting policies

The accompanying notes are an integral part of the financial statements.

As per our report of even date

For MNV & CO.  
Firm Reg. No.: 023682N  
Chartered Accountants

Vikrant Suri  
Partner  
Membership No.: 503887

Place : New Delhi  
Date : 9 May 2018

For and on behalf of the Board of Directors of  
SEWAK DEVELOPERS PRIVATE LIMITED

  
Anurag Kalia  
Director  
DDN-03048820

  
Gaurav Seth  
Director  
DDN-08129148

**SHARYANS BUILDCON PRIVATE LIMITED**  
**BALANCE SHEET AS AT 31 MARCH 2018**  
(Amount in Rupees, unless otherwise stated)

	Notes	As at 31 March 2018	As at 31 March 2017
<b>ASSETS</b>			
<b>Current assets</b>			
Inventories	4	445,698,854	445,698,854
Financial assets			
Cash and cash equivalents	5	16,692	5,759
Other current assets	6	-	-
<b>Total Assets</b>		<b>445,715,546</b>	<b>445,704,613</b>
<b>EQUITY AND LIABILITIES</b>			
<b>Equity</b>			
Equity share capital	7	1,000,000	1,000,000
Other equity	8	(20,315,067)	(20,298,537)
<b>Total equity</b>		<b>(19,315,067)</b>	<b>(19,298,537)</b>
<b>LIABILITIES</b>			
<b>Current liabilities</b>			
Financial liabilities			
Trade payables	9	5,310	5,750
Other current liabilities	10	465,025,303	464,997,400
<b>Total liabilities</b>		<b>465,030,613</b>	<b>465,003,150</b>
<b>Total Equity and Liabilities</b>		<b>445,715,546</b>	<b>445,704,613</b>

Summary of significant accounting policies

3

The accompanying notes are an integral part of the financial statements.

As per our report of even date

For MNV & CO.  
Firm Reg. No.: 023682N  
Chartered Accountants

Vikrant Suri  
Partner  
Membership No.: 505887



For and on behalf of the Board of Directors of  
**SHARYANS BUILDCON PRIVATE LIMITED**

*Rajnish Bhardwaj*  
Rajnish Bhardwaj  
Director  
DIN- 02220240

*Gaurav Seth*  
Gaurav Seth  
Director  
DIN- 08129148

Place : New Delhi  
Date : 9 May 2018

**SHARYANS BUILDCON PRIVATE LIMITED**  
**STATEMENT OF PROFIT AND LOSS FOR THE YEAR ENDED 31 MARCH 2018**  
(Amount in Rupees, unless otherwise stated)

Particulars	Notes	31 March 208	31 March 2017
Revenue		-	-
<b>Total Income</b>		-	-
<b>EXPENSES</b>			
Finance costs	11	89	115
Other expenses	12	16,441	8,235
<b>Total Expenses</b>		<b>16,530</b>	<b>8,350</b>
<b>Profit/(Loss) before tax</b>		<b>(16,530)</b>	<b>(8,350)</b>
<b>Tax expense:</b>			
Current tax		-	-
<b>Profit/(Loss) for the year</b>		<b>(16,530)</b>	<b>(8,350)</b>
Other comprehensive income		-	-
<b>Total other comprehensive income for the year, net of tax</b>		<b>-</b>	<b>-</b>
<b>Total comprehensive income/(loss) for the year, net of tax</b>		<b>(16,530)</b>	<b>(8,350)</b>
<b>Earnings per equity share:</b>	13		
(1) Basic		(0.17)	(0.08)
(2) Diluted		(0.17)	(0.08)

Summary of significant accounting policies 3

The accompanying notes are an integral part of the financial statements.

As per our report of even date

**For MNV & CO.**  
Firm Reg. No.: 023682N  
Chartered Accountants

**Vibrant Suri**  
Partner  
Membership No.: 505887



For and on behalf of the Board of Directors of  
**SHARYANS BUILDCON PRIVATE LIMITED**

**Rajnish Bhardwaj**  
Director  
DIN- 02220240

**Gaurav Seth**  
Director  
DIN- 08129148

Place : New Delhi  
Date : 9 May 2018

**SHAURYA PROPBUILD PRIVATE LIMITED**  
**BALANCE SHEET AS AT 31 MARCH 2018**  
(Amount in Rupees, unless otherwise stated)

	Notes	As at 31 March 2018	As at 31 March 2017
<b>ASSETS</b>			
<b>Current assets</b>			
Inventories	4	104,340,420	104,340,420
Financial assets			
Cash and cash equivalents	5	18,378	16,817
<b>Total Assets</b>		<b>104,358,798</b>	<b>104,357,237</b>
<b>EQUITY AND LIABILITIES</b>			
<b>Equity</b>			
Equity share capital	6	190,000	190,000
Other equity	7	104,071,936	104,080,258
<b>Total equity</b>		<b>104,261,936</b>	<b>104,270,258</b>
<b>LIABILITIES</b>			
<b>Current liabilities</b>			
Financial liabilities			
Trade payables	8	5,310	17,200
Other current liabilities	9	91,552	69,779
<b>Total liabilities</b>		<b>96,862</b>	<b>86,979</b>
<b>Total Equity and Liabilities</b>		<b>104,358,798</b>	<b>104,357,237</b>
Summary of significant accounting policies	3		

The accompanying notes are an integral part of the financial statements.

As per our report of even date

For Rajeev & Ajay  
Firm registration No : 009977N  
Chartered Accountants

*Ajay Sachdeva*  
Ajay Sachdeva  
Partner  
Membership No. : 084302



For and on behalf of the Board of Directors of  
SHAURYA PROPBUILD PRIVATE LIMITED

*Avinash Kumar Nagpal*  
Avinash Kumar Nagpal  
Director  
DIN-06583602

*Amitava Chattopadhyay*  
Amitava Chattopadhyay  
Director  
DIN- 07150600

Place : New Delhi  
Date : 9 May 2018

*(Signature)*

**SHAURYA PROPBUILD PRIVATE LIMITED**  
**STATEMENT OF PROFIT AND LOSS FOR THE YEAR ENDED 31 MARCH 2018**  
(Amount in Rupees, unless otherwise stated)

Particulars	Notes	31 March 2018	31 March 2017
Revenue		-	-
<b>Total Income (I)</b>		-	-
<b>EXPENSES</b>			
Finance costs	10	89	86
Other expenses	11	8,233	7,518
<b>Total Expenses (II)</b>		<b>8,321</b>	<b>7,604</b>
<b>Profit/(Loss) before tax from continuing operations (I-II)</b>		<b>(8,321)</b>	<b>(7,604)</b>
Tax expense:			
Current Tax		-	-
<b>Profit/(Loss) for the year from continuing operations</b>		<b>(8,321)</b>	<b>(7,604)</b>
<b>Other Comprehensive Income</b>		-	-
<b>Total other comprehensive income for the year, net of tax</b>		-	-
<b>Total comprehensive income/(loss) for the year, net of tax</b>		<b>(8,321)</b>	<b>(7,604)</b>
Earnings per equity share (computed on the basis of profit/(loss) for the year):	12		
(1) Basic		(0.44)	(0.40)
(2) Diluted		(0.44)	(0.40)

Summary of significant accounting policies 3

The accompanying notes are an integral part of the financial statements.

As per our report of even date

For Rajeev & Ajay  
Firm registration No : 009977N  
Chartered Accountants

Ajay Sachdeva  
Partner  
Membership No. : 084302



For and on behalf of the Board of Directors of  
**SHAURYA PROPBUILD PRIVATE LIMITED**

*Avinash Kumar Nagpal*  
Avinash Kumar Nagpal  
Director  
DIN-06583602

*Amitava Chattopadhyay*  
Amitava Chattopadhyay  
Director  
DIN- 07150600

Place : New Delhi  
Date : 9 May 2018



SHITIJ BUILDCON PRIVATE LIMITED  
BALANCE SHEET AS AT 31 MARCH 2018  
(Amount in Rupees, unless otherwise stated)

	Notes	As at 31 March 2018	As at 31 March 2017
<b>ASSETS</b>			
<b>Non-current assets</b>			
Property, plant and equipment	4	550,052,250	550,052,250
		550,052,250	550,052,250
<b>Current assets</b>			
Inventories	5	80,827,657	80,827,657
Financial assets			
Cash and cash equivalents	6	33,848	9,749
Other current assets	7	342,858,600	342,858,600
		423,720,105	423,696,006
<b>Total Assets</b>		<b>973,772,355</b>	<b>973,748,256</b>
<b>EQUITY AND LIABILITIES</b>			
<b>Equity</b>			
Equity share capital	8	100,000	100,000
Other equity	9	(4,493,301)	(4,010,825)
<b>Total equity</b>		<b>(4,393,301)</b>	<b>(3,910,825)</b>
<b>LIABILITIES</b>			
<b>Current liabilities</b>			
Financial liabilities			
Trade payables	10	43,297,014	43,017,555
Other current liabilities	11	934,868,642	934,641,526
<b>Total liabilities</b>		<b>978,165,656</b>	<b>977,659,081</b>
<b>Total Equity and Liabilities</b>		<b>973,772,355</b>	<b>973,748,256</b>

Summary of significant accounting policies

3

The accompanying notes are an integral part of the financial statements.

As per our report of even date

For MNV & CO.  
Firm Reg. No.: 023682N  
Chartered Accountants

Vikrant Suri  
Partner  
Membership No.: 505887

Place : New Delhi  
Date : 9 May 2018

For and on behalf of the Board of Directors of  
SHITIJ BUILDCON PRIVATE LIMITED

Varun Gupta  
Director  
DIN-08129163

Kamal Bajaj  
Director  
DIN-06713913

SHITIJ BUILDCON PRIVATE LIMITED  
STATEMENT OF PROFIT AND LOSS FOR THE YEAR ENDED 31 MARCH 2018  
(Amount in Rupees, unless otherwise stated)

Particulars	Notes	31 March 2018	31 March 2017
Revenue		-	-
Total Income		-	-
<b>EXPENSES</b>			
Finance costs	12	89	403
Other expenses	13	482,387	601,863
Total Expenses		482,476	602,266
Profit/(Loss) before tax		(482,476)	(602,266)
Tax expense:			
Current tax		-	-
Profit/(Loss) for the year		(482,476)	(602,266)
Other comprehensive income		-	-
Total other comprehensive income for the year, net of tax		-	-
Total comprehensive income/(loss) for the year, net of tax		(482,476)	(602,266)
Earnings per equity share:	14		
(1) Basic		(48.25)	(60.23)
(2) Diluted		(48.25)	(60.23)
Summary of significant accounting policies	3		

The accompanying notes are an integral part of the financial statements.

As per our report of even date

For MNV & CO.  
Firm Reg. No.: 023682N  
Chartered Accountants

Vikram Sethi  
Partner  
Membership No.: 505887

Place: New Delhi  
Date: 9 May 2018

For and on behalf of the Board of Directors of  
SHITIJ BUILDCON PRIVATE LIMITED

Varun Gupta  
Director  
DIN-08129163

Kamal Bajaj  
Director  
DIN-06713913

**SHRESTHA CONBUILD PRIVATE LIMITED**  
**BALANCE SHEET AS AT 31 MARCH 2018**  
(Amount in Rupees, unless otherwise stated)

	Notes	As at 31 March 2018	As at 31 March 2017
<b>ASSETS</b>			
<b>Current assets</b>			
Cash and cash equivalents	4	609,081	617,276
Other current assets	5	2,152,500,000	2,152,500,000
<b>Total Assets</b>		<b>2,153,109,081</b>	<b>2,153,117,276</b>
<b>EQUITY AND LIABILITIES</b>			
<b>Equity</b>			
Equity share capital	6	10,000,000	10,000,000
Other equity	7	2,090,564,432	2,090,577,142
<b>Total equity</b>		<b>2,100,564,432</b>	<b>2,100,577,142</b>
<b>LIABILITIES</b>			
<b>Current liabilities</b>			
Financial liabilities			
Trade payables	8	5,310	5,750
Other financial liabilities	9	52,534,384	52,534,384
Other current liabilities	10	4,955	-
<b>Total liabilities</b>		<b>52,544,649</b>	<b>52,540,134</b>
<b>Total Equity and Liabilities</b>		<b>2,153,109,081</b>	<b>2,153,117,276</b>

Summary of significant accounting policies 3

The accompanying notes are an integral part of the financial statements.

As per our report of even date

For Rajeev & Ajay  
Firm registration No : 009977N  
Chartered Accountants

Ajay Sachdeva  
Partner  
Membership No. : 084302



For and on behalf of the Board of Directors of  
SHRESTHA CONBUILD PRIVATE LIMITED

Vikas Garg  
Director  
DIN-05267799

Tarun Sejwal  
Director  
DIN- 08116146

Place : New Delhi  
Date : 9 May 2018

**SHRESTHA CONBUILD PRIVATE LIMITED**

**STATEMENT OF PROFIT AND LOSS FOR THE YEAR ENDED 31 MARCH 2018**

(Amount in Rupees, unless otherwise stated)

Particulars	Notes	31 March 2018	31 March 2017
Revenue		-	-
Total Income (I)		-	-
<b>EXPENSES</b>			
Finance costs	11	1,672	1,510
Other expenses	12	11,038	7,620
Total Expenses (II)		12,710	9,130
Profit/(Loss) before tax from continuing operations (I-II)		(12,710)	(9,130)
Tax expense:			
Current Tax		-	-
Profit/(Loss) for the year from continuing operations		(12,710)	(9,130)
Other Comprehensive Income		-	-
Total other comprehensive income for the year, net of tax		-	-
Total comprehensive income/(loss) for the year, net of tax		(12,710)	(9,130)
Earnings per equity share (computed on the basis of profit/(loss) for the year):	13		
(1) Basic		(0.01)	(0.01)
(2) Diluted		(0.01)	(0.01)
Summary of significant accounting policies	3		

The accompanying notes are an integral part of the financial statements.

As per our report of even date

For Rajeev & Ajay

Firm registration No : 009977N

Chartered Accountants

*[Signature]*

Ajay Sachdeva

Partner

Membership No. : 084302



For and on behalf of the Board of Directors of  
SHRESTHA CONBUILD PRIVATE LIMITED

*[Signature]*  
Vikas Garg  
Director  
DIN-05267799

*[Signature]*  
Tarun Sejwal  
Director  
DIN- 08116146

Place : New Delhi


Date : 9 May 2018

**SHREY PROMOTERS PRIVATE LIMITED**  
**STANDALONE BALANCE SHEET AS AT 31 MARCH 2018**  
(Amount in Rupees, unless otherwise stated)

	Notes	As at 31 March 2018	As at 31 March 2017
<b>ASSETS</b>			
<b>Non-current assets</b>			
Financial Assets			
Investments	4	687,954,574	687,954,574
		<u>687,954,574</u>	<u>687,954,574</u>
<b>Current assets</b>			
Inventories	5	16,722,933	-
Financial assets			
Cash and cash equivalents	6	100,968	8,489
Other current assets	7	113,772,325	113,269,125
		<u>130,596,226</u>	<u>113,277,614</u>
<b>Total Assets</b>		<u><b>818,550,800</b></u>	<u><b>801,232,188</b></u>
<b>EQUITY AND LIABILITIES</b>			
<b>Equity</b>			
Equity share capital	8	70,000,000	70,000,000
Other equity	9		
Retained earnings		(4,958,284)	(4,917,988)
<b>Total equity</b>		<u><b>65,041,716</b></u>	<u><b>65,082,012</b></u>
<b>LIABILITIES</b>			
<b>Current liabilities</b>			
Financial liabilities			
Trade payables	10	5,310	17,118
Other current liabilities	11	753,503,774	736,133,058
<b>Total liabilities</b>		<u><b>753,509,084</b></u>	<u><b>736,150,176</b></u>
<b>Total Equity and Liabilities</b>		<u><b>818,550,800</b></u>	<u><b>801,232,188</b></u>
<b>Summary of significant accounting policies</b>	3		

The accompanying notes are an integral part of the financial statements.

As per our report of even date

For Rajeev & Ajay  
Firm registration No : 009977N  
Chartered Accountants  
  
Ajay Sachdeva  
Partner  
Membership No. : 084302

For and on behalf of the Board of Directors of  
**SHREY PROMOTERS PRIVATE LIMITED**

  
Krishna Kant Kumar  
Director  
DIN-07108942

  
Korada Bhavaniprasad  
Director  
DIN- 08129240

  
Chandra Shekhar Joshi  
Company Secretary

Place : New Delhi  
Date : 9 May 2018

**SHREY PROMOTERS PRIVATE LIMITED**  
**STANDALONE STATEMENT OF PROFIT AND LOSS FOR THE YEAR ENDED 31 MARCH 2018**  
(Amount in Rupees, unless otherwise stated)

Particulars	Notes	31 March 2018	31 March 2017
Other income	12	5,618	1,000
<b>Total Income (I)</b>		<b>5,618</b>	<b>1,000</b>
<b>EXPENSES</b>			
Finance costs	13	118	230
Other expenses	14	45,796	215,840
<b>Total Expenses (II)</b>		<b>45,914</b>	<b>216,070</b>
<b>Profit/(Loss) before tax from continuing operations (I-II)</b>		<b>(40,296)</b>	<b>(215,070)</b>
<b>Tax expense:</b>			
Current Tax		-	-
<b>Profit/(Loss) for the year from continuing operations</b>		<b>(40,296)</b>	<b>(215,070)</b>
<b>Other Comprehensive Income</b>		-	-
<b>Total other comprehensive income for the year, net of tax</b>		-	-
<b>Total comprehensive income/(loss) for the year, net of tax</b>		<b>(40,296)</b>	<b>(215,070)</b>
Earnings per equity share (computed on the basis of profit/(loss) for the year):	15		
(1) Basic		(0.006)	(0.031)
(2) Diluted		(0.006)	(0.031)

Summary of significant accounting policies 3

The accompanying notes are an integral part of the financial statements.

As per our report of even date

For Rajeev & Ajay  
Firm registration No : 009977N  
Chartered Accountants

Ajay Sachdeva  
Partner  
Membership No : 084302

For and on behalf of the Board of Directors of  
**SHREY PROMOTERS PRIVATE LIMITED**

Krishna Kant Kumar  
Director  
DIN-07108942

Korada Bhavaniprasad  
Director  
DIN- 08129240

Place : New Delhi  
Date : 9 May 2018

Chandra Shekhar Joshi  
Company Secretary

**SIDHANT BUILDCON PRIVATE LIMITED**  
**BALANCE SHEET AS AT 31 MARCH 2018**  
(Amount in Rupees, unless otherwise stated)

	Notes	As at 31 March 2018	As at 31 March 2017
<b>ASSETS</b>			
<b>Current assets</b>			
Inventories	4	279,097,329	279,097,329
Financial assets			
Cash and cash equivalents	5	13,898	4,203
Other financial assets	6	188,283,660	188,283,660
Other current assets	7	2,273,121	2,273,121
<b>Total Assets</b>		<b>469,668,008</b>	<b>469,658,313</b>
<b>EQUITY AND LIABILITIES</b>			
<b>Equity</b>			
Equity share capital	8	1,000,000	1,000,000
Other equity	9		
Retained Earnings		(489,958)	(471,813)
<b>Total equity</b>		<b>510,042</b>	<b>528,187</b>
<b>LIABILITIES</b>			
<b>Current liabilities</b>			
Financial liabilities			
Trade payables	10	5,310	5,750
Other current liabilities	11	469,152,656	469,124,376
<b>Total liabilities</b>		<b>469,157,966</b>	<b>469,130,126</b>
<b>Total Equity and Liabilities</b>		<b>469,668,008</b>	<b>469,658,313</b>
Summary of significant accounting policies	3		

The accompanying notes are an integral part of the financial statements.

As per our report of even date

For MNV & CO.  
Firm Reg. No.: 023682N  
Chartered Accountants

Vikrant Suri  
Partner  
Membership No.: 505887



Place : New Delhi  
Date : 9 May 2018

For and on behalf of the Board of Directors of  
**SIDHANT BUILDCON PRIVATE LIMITED**

Gaurav Seth  
Gaurav Seth  
Director  
DIN- 08129148

Firoz Ahmed Khan  
Firoz Ahmed Khan  
Director  
DIN- 07158432

*(Signature)*

**SIDHANT BUILDCON PRIVATE LIMITED**  
**STATEMENT OF PROFIT AND LOSS FOR THE YEAR ENDED 31 MARCH 2018**  
(Amount in Rupees, unless otherwise stated)

Particulars	Notes	31 March 2018	31 March 2017
Revenue		-	-
<b>Total Income</b>		-	-
<b>EXPENSES</b>			
Finance costs	12	2,744	173
Other expenses	13	15,401	8,235
<b>Total Expenses</b>		18,145	8,408
<b>Profit/(Loss) before tax</b>		(18,145)	(8,408)
Tax expense:			
Current tax		-	-
<b>Profit/(Loss) for the year</b>		(18,145)	(8,408)
Other comprehensive income		-	-
<b>Total other comprehensive income for the year, net of tax</b>		-	-
<b>Total comprehensive income/(loss) for the year, net of tax</b>		(18,145)	(8,408)
<b>Earnings per equity share:</b>	14		
(1) Basic		(0.18)	(0.08)
(2) Diluted		(0.18)	(0.08)
Summary of significant accounting policies	3		

The accompanying notes are an integral part of the financial statements.

As per our report of even date

For MNV & CO.  
Firm Reg. No.: 023682N  
Chartered Accountants

Vikrant Suri  
Partner  
Membership No.: 505887



For and on behalf of the Board of Directors of  
**SIDHANT BUILDCON PRIVATE LIMITED**

Gaurav Seth  
Gaurav Seth  
Director  
DIN- 08129148

Firoz Ahmed Khan  
Firoz Ahmed Khan  
Director  
DIN- 07158432

Place : New Delhi  
Date : 9 May 2018



**SIDHIVINAYAK BUILDCON PRIVATE LIMITED**  
**STANDALONE BALANCE SHEET AS AT 31 MARCH 2018**  
(Amount in Rupees, unless otherwise stated)

	Notes	As at 31 March 2018	As at 31 March 2017
<b>ASSETS</b>			
<b>Non-current assets</b>			
Financial Assets			
Investments	4	200,000	200,000
		<b>200,000</b>	<b>200,000</b>
<b>Current assets</b>			
Inventories	5	283,737,036	308,838,518
Financial assets			
Cash and cash equivalents	6	12,096	20,080
Other financial assets	7	6,602,437	6,602,437
Other current assets	8	1,119,844	1,119,844
		<b>291,471,413</b>	<b>316,580,879</b>
<b>Total Assets</b>		<b>291,671,413</b>	<b>316,780,879</b>
<b>EQUITY AND LIABILITIES</b>			
<b>Equity</b>			
Equity share capital	9	125,000	125,000
Other equity	10	(1,080,154)	(1,078,737)
<b>Total equity</b>		<b>(955,154)</b>	<b>(953,737)</b>
<b>LIABILITIES</b>			
<b>Current liabilities</b>			
Financial liabilities			
Trade payables	11	5,310	11,500
Other current liabilities	12	292,621,257	317,723,116
<b>Total liabilities</b>		<b>292,626,567</b>	<b>317,734,616</b>
<b>Total Equity and Liabilities</b>		<b>291,671,413</b>	<b>316,780,879</b>

Summary of significant accounting policies

3

The accompanying notes are an integral part of the financial statements.

As per our report of even date

For MNV & CO.

Firm Reg. No.: 023682N

Chartered Accountants

Vikrant Suri

Partner

Membership No.: 505887

Place : New Delhi

Date : 9 May 2018

For and on behalf of the Board of Directors of  
**SIDHIVINAYAK BUILDCON PRIVATE LIMITED**

Rajnish Bhardwaj

Director

DIN- 02220240

Vivek Singh

Director

DIN- 03466774

**SIDHIVINAYAK BUILDCON PRIVATE LIMITED**  
**STANDALONE STATEMENT OF PROFIT AND LOSS FOR THE YEAR ENDED 31 MARCH 2018**  
(Amount in Rupees, unless otherwise stated)

Particulars	Notes	31 March 2018	31 March 2017
Revenue from operations	13	15,156	-
Other income	14	-	1,500
<b>Total Income</b>		<b>15,156</b>	<b>1,500</b>
<b>EXPENSES</b>			
Finance costs	15	3,568	115
Other expenses	16	13,005	77,055
<b>Total Expenses</b>		<b>16,573</b>	<b>77,170</b>
<b>Profit/(Loss) before tax</b>		<b>(1,417)</b>	<b>(75,670)</b>
<b>Tax expense:</b>			
Current tax		-	-
<b>Profit/(Loss) for the year</b>		<b>(1,417)</b>	<b>(75,670)</b>
Other comprehensive income		-	-
<b>Total other comprehensive income for the year, net of tax</b>		<b>-</b>	<b>-</b>
<b>Total comprehensive income/(loss) for the year, net of tax</b>		<b>(1,417)</b>	<b>(75,670)</b>
<b>Earnings per equity share:</b>	17		
(1) Basic		(0.11)	(6.05)
(2) Diluted		(0.11)	(6.05)
Summary of significant accounting policies	3		

The accompanying notes are an integral part of the financial statements.

As per our report of even date

For MNV & CO.  
Firm Reg. No.: 023682N  
Chartered Accountants

**Vikrant Suri**  
Partner  
Membership No.: 505887

For and on behalf of the Board of Directors of  
**SIDHIVINAYAK BUILDCON PRIVATE LIMITED**

**Rajnish Bhardwaj**  
Director  
DIN- 02220240

**Vivek Singh**  
Director  
DIN- 03466774

Place : New Delhi  
Date : 9 May 2018

**SIDHIVINAYAK DUROBUILD PRIVATE LIMITED**  
**BALANCE SHEET AS AT 31 MARCH 2018**  
(Amount in Rupees, unless otherwise stated)

	Notes	31 March 2018	31 March 2017
<b>ASSETS</b>			
<b>Current assets</b>			
Inventories	4	17,401,600	17,401,600
Financial assets			
Cash and cash equivalents	5	17,244	12,509
<b>Total assets</b>		<b>17,418,844</b>	<b>17,414,109</b>
<b>EQUITY AND LIABILITIES</b>			
<b>Equity</b>			
Equity share capital	6	100,000	100,000
Other equity	7	(143,014)	(131,545)
<b>Total equity</b>		<b>(43,014)</b>	<b>(31,545)</b>
<b>LIABILITIES</b>			
<b>Current liabilities</b>			
Financial liabilities			
Trade payables	8	5,310	5,750
Other current liabilities	9	17,456,548	17,439,904
<b>Total liabilities</b>		<b>17,461,858</b>	<b>17,445,654</b>
<b>Total equity and liabilities</b>		<b>17,418,844</b>	<b>17,414,109</b>
Summary of significant accounting policies	3		

The accompanying notes are an integral part of the financial statements.

As per our report of even date

For Sanjay Rastogi & Associates  
Firm registration No : 014056N  
Chartered Accountants

*[Signature]*

CA Sanjay Rastogi  
Proprietor  
Membership No. : 075033

Place : New Delhi  
Date : 09.05.2018



For and on behalf of the Board of Directors of  
**SIDHIVINAYAK DUROBUILD PRIVATE LIMITED**

*[Signature]*  
Aarif Mohamad  
Director  
Din-07119219

*[Signature]*  
Rajnish Bhardwaj  
Director  
Din-02220240

**SIDHIVINAYAK DUROBUILD PRIVATE LIMITED**  
**STATEMENT OF PROFIT AND LOSS FOR THE YEAR ENDED 31 MARCH 2018**  
(Amount in Rupees, unless otherwise stated)

Particulars	Notes	31 March 2018	31 March 2017
Revenue		-	-
Total Income		-	-
<b>EXPENSES</b>			
Finance costs	10	118	115
Other expenses	11	11,351	7,313
Total Expenses		11,469	7,428
Loss before tax		(11,469)	(7,428)
Tax expense:			
Current tax		-	-
Loss for the year		(11,469)	(7,428)
Other comprehensive income		-	-
Total other comprehensive income for the year, net of tax		-	-
Total comprehensive loss for the year, net of tax		(11,469)	(7,428)
Earnings per equity share:	12		
Basic (Rs.)		(1.15)	(0.74)
Diluted (Rs.)		(1.15)	(0.74)

Summary of significant accounting policies

3

The accompanying notes are an integral part of the financial statements.

As per our report of even date

For Sanjay Rastogi & Associates  
Firm registration No : 014056N  
Chartered Accountants


CA Sanjay Rastogi  
Proprietor  
Membership No. : 075033



Place : New Delhi  
Date : 09.05.2018

For and on behalf of the Board of Directors of  
**SIDHIVINAYAK DUROBUILD PRIVATE LIMITED**

  
Arif Mohamad  
Director  
Din-07119219

  
Rajnish Bhardwaj  
Director  
Din-02220240

**SIGNAGES PROPERTIES PRIVATE LIMITED**  
**BALANCE SHEET AS AT 31 MARCH 2018**  
(Amount in Rupees, unless otherwise stated)

	Notes	As at 31 March 2018	As at 31 March 2017
<b>ASSETS</b>			
Current assets			
Financial assets			
Cash and cash equivalents	4	17,596	13,040
<b>Total Assets</b>		<b>17,596</b>	<b>13,040</b>
<b>EQUITY AND LIABILITIES</b>			
Equity			
Equity share capital	5	100,000	100,000
Other equity	6		
Retained earnings		(325,748)	(312,148)
<b>Total equity</b>		<b>(225,748)</b>	<b>(212,148)</b>
<b>LIABILITIES</b>			
Current liabilities			
Financial liabilities			
Trade payables	7	5,310	12,730
Other current liabilities	8	238,034	212,458
<b>Total liabilities</b>		<b>243,344</b>	<b>225,188</b>
<b>Total Equity and Liabilities</b>		<b>17,596</b>	<b>13,040</b>
Summary of significant accounting policies	3		

The accompanying notes are an integral part of the financial statements.

As per our report of even date

For Rajeev & Ajay

Firm registration No : 009977N

Chartered Accountants

Ajay Sachdeva

Partner

Membership No. : 084302



For and on behalf of the Board of Directors of  
**SIGNAGES PROPERTIES PRIVATE LIMITED**

Bharat Bhushan Garg

Director

DIN-01669048

Rahul Bindle

Director

DIN-02128650

Place : New Delhi

Date : 9 May 2018

**SIGNAGES PROPERTIES PRIVATE LIMITED**  
**STATEMENT OF PROFIT AND LOSS FOR THE YEAR ENDED 31 MARCH 2018**  
(Amount in Rupees, unless otherwise stated)

Particulars	Notes	31 March 2018	31 March 2017
Revenue		-	-
Total Income (I)		-	-
<b>EXPENSES</b>			
Finance costs	9	89	115
Other expenses	10	13,511	8,850
Total Expenses (II)		13,600	8,965
Profit/(Loss) before tax from continuing operations (I-II)		(13,600)	(8,965)
Tax expense:			
Current Tax		-	-
Profit/(Loss) for the year from continuing operations		(13,600)	(8,965)
Other Comprehensive Income		-	-
Total other comprehensive income for the year, net of tax		-	-
Total comprehensive income/(loss) for the year, net of tax		(13,600)	(8,965)
Earnings per equity share (computed on the basis of profit/(loss) for the year):	11		
(1) Basic		(1.36)	(0.90)
(2) Diluted		(1.36)	(0.90)

Summary of significant accounting policies 3

The accompanying notes are an integral part of the financial statements.

As per our report of even date

For Rajeev & Ajay  
Firm registration No : 009977N  
Chartered Accountants

Ajay Sachdeva  
Partner  
Membership No. : 084302



For and on behalf of the Board of Directors of  
**SIGNAGES PROPERTIES PRIVATE LIMITED**

Bharat Bhushan Garg  
Director  
DIN-01669048

Rahul Bindle  
Director  
DIN-02128650

Place : New Delhi  
Date : 9 May 2018

**SILVER SEA VESSEL MANAGEMENT PRIVATE LIMITED**

(Incorporated in the Republic of Singapore)

**STATEMENT OF FINANCIAL POSITION  
AS AT 31 MARCH 2018**

	<u>Note</u>	<u>2018</u> USD	<u>2017</u> USD
<b>ASSETS</b>			
<b>Non-current assets</b>		-	-
<b>Current assets</b>		-	-
<b>Total assets</b>		<u>-</u>	<u>-</u>
<b>EQUITY AND LIABILITIES</b>			
<b>Capital and reserves</b>			
Share capital	5	1	1
Retained earnings		(108,946)	(101,610)
<b>Total equity</b>		<u>(108,945)</u>	<u>(101,609)</u>
<b>Non-current liabilities</b>		-	-
<b>Current liabilities</b>			
Other payables and accruals	6	4,084	3,611
Amount payable to immediate holding company	6	104,861	97,998
<b>Total current liabilities</b>		<u>108,945</u>	<u>101,609</u>
<b>Total liabilities</b>		<u>108,945</u>	<u>101,609</u>
<b>Total equity and liabilities</b>		<u>-</u>	<u>-</u>

The accompanying notes form an integral part of the financial statements.

**SILVER SEA VESSEL MANAGEMENT PRIVATE LIMITED**  
(Incorporated in the Republic of Singapore)

**STATEMENT OF PROFIT OR LOSS AND OTHER COMPREHENSIVE INCOME  
FOR THE YEAR ENDED 31 MARCH 2018**

	<u>Note</u>	<u>2018</u> USD	<u>2017</u> USD
<b>Revenue</b>	7	-	-
Other income	7	-	28
		-	28
Costs and expenses			
Director's fee		2,033	1,830
Other expenses	8	5,303	4,614
		(7,336)	(6,444)
<b>Loss before tax</b>	9	(7,336)	(6,416)
Income tax expense	10	-	-
<b>LOSS FOR THE YEAR</b>		(7,336)	(6,416)
<b>Other comprehensive income</b>		-	-
Other comprehensive income for the year, net of tax		-	-
<b>TOTAL COMPREHENSIVE LOSS FOR THE YEAR</b>		(7,336)	(6,416)

The accompanying notes form an integral part of the financial statements.



**SMRIDHI TECHNOBUILD PRIVATE LIMITED**  
**BALANCE SHEET AS AT 31 MARCH 2018**  
(Amount in Rupees, unless otherwise stated)

	Notes	As at 31 March 2018	As at 31 March 2017
<b>ASSETS</b>			
<b>Current assets</b>			
Cash and cash equivalents	4	718,185	726,380
Other current assets	5	2,097,000,000	2,097,000,000
<b>Total Assets</b>		<b>2,097,718,185</b>	<b>2,097,726,380</b>
<b>EQUITY AND LIABILITIES</b>			
<b>Equity</b>			
Equity share capital	6	10,000,000	10,000,000
Other equity	7	2,036,525,605	2,036,538,315
<b>Total equity</b>		<b>2,046,525,605</b>	<b>2,046,538,315</b>
<b>LIABILITIES</b>			
<b>Current liabilities</b>			
Financial liabilities			
Trade payables	8	5,310	5,750
Other financial liabilities	9	51,182,315	51,182,315
Other current liabilities	10	4,955	-
<b>Total liabilities</b>		<b>51,192,580</b>	<b>51,188,065</b>
<b>Total Equity and Liabilities</b>		<b>2,097,718,185</b>	<b>2,097,726,380</b>

Summary of significant accounting policies

3

The accompanying notes are an integral part of the financial statements.

As per our report of even date

For Rajeev & Ajay  
Firm registration No : 00997738  
Chartered Accountants

*Ajay Sachdeva*  
Ajay Sachdeva  
Partner  
Membership No. : 084302



Place : New Delhi  
Date : 9 May 2018

For and on behalf of the Board of Directors of  
SMRIDHI TECHNOBUILD PRIVATE LIMITED

*Vikas Garg*  
Vikas Garg  
Director  
DIN-05267799

*Tarun Sejwal*  
Tarun Sejwal  
Director  
DIN-08116146

SMRIDHI TECHNOBUILD PRIVATE LIMITED  
STATEMENT OF PROFIT AND LOSS FOR THE YEAR ENDED 31 MARCH 2018  
(Amount in Rupees, unless otherwise stated)

Particulars	Notes	31 March 2018	31 March 2017
Revenue		-	-
Total Income (I)		-	-
<b>EXPENSES</b>			
Finance costs	11	1,672	1,510
Other expenses	12	11,038	8,235
Total Expenses (II)		12,710	9,745
Profit/(Loss) before tax from continuing operations (I-II)		(12,710)	(9,745)
Tax expense:			
Current Tax		-	-
Profit/(Loss) for the year from continuing operations		(12,710)	(9,745)
Other Comprehensive Income		-	-
Total other comprehensive income for the year, net of tax		-	-
Total comprehensive income/(loss) for the year, net of tax		(12,710)	(9,745)
Earnings per equity share (computed on the basis of profit/(loss) for the year):	13		
(1) Basic		(0.01)	(0.01)
(2) Diluted		(0.01)	(0.01)

Summary of significant accounting policies 3

The accompanying notes are an integral part of the financial statements.

As per our report of even date

For Rajeev & Ajay  
Firm registration No : 009977N  
Chartered Accountants

Ajay Sachdeva  
Partner  
Membership No. : 084302



For and on behalf of the Board of Directors of  
SMRIDHI TECHNOBUILD PRIVATE LIMITED

Vikas Garg  
Director  
DIN-05267799

Tarun Sejwal  
Director  
DIN-08116146

Place : New Delhi  
Date : 9 May 2018

**SNOW WHITE BUILDCON PRIVATE LIMITED**  
**STANDALONE BALANCE SHEET AS AT 31 MARCH 2018**  
(Amount in Rupees, unless otherwise stated)

	Notes	As at 31 March 2018	As at 31 March 2017
<b>ASSETS</b>			
<b>Non-current assets</b>			
Financial Assets			
Investments	4	104,440,420	104,440,420
		<u>104,440,420</u>	<u>104,440,420</u>
<b>Current assets</b>			
Inventories	5	711,069,063	711,069,063
Financial assets			
Cash and cash equivalents	6	33,709	23,001
Other bank balances	7	721,433	598,767
Other financial assets	8	27,047,423	42,549,986
Other current assets	9	271,101	286,085
		<u>739,142,729</u>	<u>754,526,902</u>
<b>Total Assets</b>		<u><b>843,583,149</b></u>	<u><b>858,967,322</b></u>
<b>EQUITY AND LIABILITIES</b>			
<b>Equity</b>			
Equity share capital	10	100,000	100,000
Other equity	11	(53,242,395)	(53,096,586)
<b>Total equity</b>		<u><b>(53,142,395)</b></u>	<u><b>(52,996,586)</b></u>
<b>LIABILITIES</b>			
<b>Current liabilities</b>			
Financial liabilities			
Trade payables	12	5,722,143	5,722,932
Other current liabilities	13	891,003,401	906,240,976
<b>Total liabilities</b>		<u><b>896,725,544</b></u>	<u><b>911,963,908</b></u>
<b>Total Equity and Liabilities</b>		<u><b>843,583,149</b></u>	<u><b>858,967,322</b></u>
Summary of significant accounting policies	3		

The accompanying notes are an integral part of the financial statements.

As per our report of even date

For MNV & CO.  
Firm Reg. No.: 023682N  
Chartered Accountants

Vikram Suri  
Partner  
Membership No.: 505887

Place : New Delhi  
Date : 9 May 2018

For and on behalf of the Board of Directors of  
SNOW WHITE BUILDCON PRIVATE LIMITED

Ranjit Sarkar  
Director  
DIN-06785561

Kamal Malik  
Director  
DIN-08129137

SNOW WHITE BUILDCON PRIVATE LIMITED  
STANDALONE STATEMENT OF PROFIT AND LOSS FOR THE YEAR ENDED 31 MARCH 2018  
(Amount in Rupees, unless otherwise stated)

Particulars	Notes	31 March 2018	31 March 2017
Other income	14	67,222	98,382
<b>Total Income</b>		<b>67,222</b>	<b>98,382</b>
<b>EXPENSES</b>			
Finance costs	15	89	86
Other expenses	16	189,017	140,194
<b>Total Expenses</b>		<b>189,106</b>	<b>140,280</b>
<b>Profit/(Loss) before tax</b>		<b>(121,884)</b>	<b>(41,898)</b>
<b>Tax expense:</b>			
Current tax (pertaining to earlier years)		23,925	-
<b>Profit/(Loss) for the year</b>		<b>(145,809)</b>	<b>(41,898)</b>
Other comprehensive income		-	-
<b>Total other comprehensive income for the year, net of tax</b>		<b>-</b>	<b>-</b>
<b>Total comprehensive income/(loss) for the year, net of tax</b>		<b>(145,809)</b>	<b>(41,898)</b>
<b>Earnings per equity share:</b>	17		
(1) Basic		(14.58)	(4.19)
(2) Diluted		(14.58)	(4.19)
Summary of significant accounting policies	3		

The accompanying notes are an integral part of the financial statements.

As per our report of even date

For MNV & CO,  
Firm Reg. No.: 023682N  
Chartered Accountants

Vikrant Suri  
Partner  
Membership No.: 505887



For and on behalf of the Board of Directors of  
SNOW WHITE BUILDCON PRIVATE LIMITED

Ranjit Sarkar  
Director  
DIN-06785561

Kamal Malik  
Director  
DIN-08129137

Place : New Delhi  
Date : 9 May 2018

SONEX PROJECTS PRIVATE LIMITED  
BALANCE SHEET AS AT 31 MARCH 2018  
(Amount in Rupees, unless otherwise stated)

	Notes	As at 31 March 2018	As at 31 March 2017
<b>ASSETS</b>			
<b>Current assets</b>			
Inventories	4	119,411,788	119,411,788
Financial assets			
Cash and cash equivalents	5	12,455	8,778
Other bank balances	6	2,412,069	1,893,447
Other financial assets	7	59,978,008	66,351,479
Other current assets	8	1,043,448	2,483,459
<b>Total Assets</b>		<b>182,857,768</b>	<b>190,148,951</b>
<b>EQUITY AND LIABILITIES</b>			
<b>Equity</b>			
Equity share capital	9	100,000	100,000
Other equity	10	1,423,909	1,587,888
<b>Total equity</b>		<b>1,523,909</b>	<b>1,687,888</b>
<b>LIABILITIES</b>			
<b>Current liabilities</b>			
Financial liabilities			
Trade payables	11	36,115,845	36,019,085
Other current liabilities	12	145,218,014	152,441,978
<b>Total liabilities</b>		<b>181,333,859</b>	<b>188,461,063</b>
<b>Total Equity and Liabilities</b>		<b>182,857,768</b>	<b>190,148,951</b>
Summary of significant accounting policies	3		

The accompanying notes are an integral part of the financial statements.

As per our report of even date

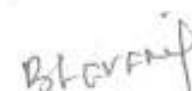
For MNV & CO.  
Firm Reg. No.: 023682N  
Chartered Accountants

  
**Vikrant Suri**  
Partner  
Membership No.: 505887

Place : New Delhi  
Date : 9 May 2018

For and on behalf of the Board of Directors of  
**SONEX PROJECTS PRIVATE LIMITED**

  
**Shishir Lal**  
Director  
DIN- 02210170

  
**Korada Bhavaniprasad**  
Director  
DIN- 08129240

SONEX PROJECTS PRIVATE LIMITED  
STATEMENT OF PROFIT AND LOSS FOR THE YEAR ENDED 31 MARCH 2018  
(Amount in Rupees, unless otherwise stated)

Particulars	Notes	31 March 2018	31 March 2017
Other income	13	333,564	171,859
<b>Total Income</b>		<b>333,564</b>	<b>171,859</b>
<b>EXPENSES</b>			
Finance costs	14	3,793	20,589
Other expenses	15	493,750	7,825
<b>Total Expenses</b>		<b>497,543</b>	<b>28,414</b>
<b>Profit/(Loss) before tax</b>		<b>(163,979)</b>	<b>143,445</b>
<b>Tax expense:</b>			
Current tax		-	44,300
<b>Profit/(Loss) for the year</b>		<b>(163,979)</b>	<b>99,145</b>
Other comprehensive income		-	-
<b>Total other comprehensive income for the year, net of tax</b>		<b>-</b>	<b>-</b>
<b>Total comprehensive income/(loss) for the year, net of tax</b>		<b>(163,979)</b>	<b>99,145</b>
<b>Earnings per equity share:</b>	16		
(1) Basic		(16.40)	9.91
(2) Diluted		(16.40)	9.91

Summary of significant accounting policies

3

The accompanying notes are an integral part of the financial statements.

As per our report of even date

For MNV & CO.  
Firm Reg. No.: 023682N  
Chartered Accountants

Vijayant Suri  
Partner  
Membership No.: 505887

Place : New Delhi  
Date : 9 May 2018

For and on behalf of the Board of Directors of  
SONEX PROJECTS PRIVATE LIMITED

Shishir Lal  
Director  
DIN- 02210170

Korada Bhavaniprasad  
Director  
DIN- 08129240

**SPARSH PROMOTERS PRIVATE LIMITED**  
**BALANCE SHEET AS AT 31 MARCH 2018**  
(Amount in Rupees, unless otherwise stated)

	Notes	As at 31 March 2018	As at 31 March 2017
<b>ASSETS</b>			
<b>Current assets</b>			
Inventories	4	414,642,183	414,642,183
Financial assets			
Cash and cash equivalents	5	12,680	12,460
Other financial assets	6	451,359,311	451,359,311
Other current assets	7	6,105,993	6,105,993
<b>Total Assets</b>		<b>872,120,167</b>	<b>872,119,947</b>
<b>EQUITY AND LIABILITIES</b>			
<b>Equity</b>			
Equity share capital	8	1,000,000	1,000,000
Other equity	9		
Retained Earnings		(570,632)	(551,843)
<b>Total equity</b>		<b>429,368</b>	<b>448,157</b>
<b>LIABILITIES</b>			
<b>Current liabilities</b>			
Financial liabilities			
Trade payables	10	5,311	5,750
Other current liabilities	11	871,685,488	871,666,040
<b>Total liabilities</b>		<b>871,690,799</b>	<b>871,671,790</b>
<b>Total Equity and Liabilities</b>		<b>872,120,167</b>	<b>872,119,947</b>

Summary of significant accounting policies

3

The accompanying notes are an integral part of the financial statements.

As per our report of even date

For MNV & CO.  
Firm Reg. No.: 023682N  
Chartered Accountants

Vijayant Suri  
Partner  
Membership No.: 505887



Place : New Delhi  
Date : 9-May-2018

For and on behalf of the Board of Directors of  
**SPARSH PROMOTERS PRIVATE LIMITED**

Rajnish Bhardwaj  
Director  
DIN-02220240

Amit Dhall  
Director  
DIN-07257270

**SPARSH PROMOTERS PRIVATE LIMITED**  
**STATEMENT OF PROFIT AND LOSS FOR THE YEAR ENDED 31 MARCH 2018**  
(Amount in Rupees, unless otherwise stated)

Particulars	Notes	31 March 2018	31 March 2017
Other income	12	-	300
<b>Total Income</b>		<b>-</b>	<b>300</b>
<b>EXPENSES</b>			
Other expenses	13	14,570	7,825
Finance costs	14	4,219	173
<b>Total Expenses</b>		<b>18,789</b>	<b>7,998</b>
<b>Profit/(Loss) before tax</b>		<b>(18,789)</b>	<b>(7,698)</b>
<b>Tax expense:</b>			
Current tax		-	-
<b>Profit/(Loss) for the year</b>		<b>(18,789)</b>	<b>(7,698)</b>
<b>Other Comprehensive Income</b>		<b>-</b>	<b>-</b>
<b>Total other comprehensive income for the year, net of tax</b>		<b>-</b>	<b>-</b>
<b>Total comprehensive income/(loss) for the year, net of tax</b>		<b>(18,789)</b>	<b>(7,698)</b>
<b>Earnings per equity share:</b>	15		
(1) Basic		(0.19)	(0.08)
(2) Diluted		(0.19)	(0.08)
Summary of significant accounting policies	3		

The accompanying notes are an integral part of the financial statements.

As per our report of even date

For MNV & CO.  
Firm Reg. No.: 023682N  
Chartered Accountants

  
**Vikrant Suri**  
Partner  
Membership No.: 505887



For and on behalf of the Board of Directors of  
**SPARSH PROMOTERS PRIVATE LIMITED**

  
**Rajnish Bhardwaj**  
Director  
DIN-02220240

  
**Amit Dhall**  
Director  
DIN-07257270

Place : New Delhi  
Date : 9-May-2018



**SPIRITUAL REALTORS PRIVATE LIMITED**  
**BALANCE SHEET AS AT 31 MARCH 2018**  
(Amount in Rupees, unless otherwise stated)

	Notes	31 March 2018	31 March 2017
<b>ASSETS</b>			
<b>Current assets</b>			
Financial assets			
Cash and cash equivalents	4	19,931	113,920
Other current assets	5	40,688,919	40,688,919
<b>Total assets</b>		<b>40,708,850</b>	<b>40,802,839</b>
<b>EQUITY AND LIABILITIES</b>			
<b>Equity</b>			
Equity share capital	6	100,000	100,000
Other equity	7	(7,515,213)	(7,511,001)
<b>Total equity</b>		<b>(7,415,213)</b>	<b>(7,411,001)</b>
<b>LIABILITIES</b>			
<b>Current liabilities</b>			
Financial liabilities			
Trade payables	8	51,930	55,233
Other current liabilities	9	48,072,133	48,158,607
<b>Total liabilities</b>		<b>48,124,063</b>	<b>48,213,840</b>
<b>Total equity and liabilities</b>		<b>40,708,850</b>	<b>40,802,839</b>

Summary of significant accounting policies

3

The accompanying notes are an integral part of the financial statements.

As per our report of even date

For Sanjay Rastogi & Associates  
Firm registration No : 014056N  
Chartered Accountants




CA Sanjay Rastogi  
Proprietor  
Membership No. : 075033



Place : New Delhi  
Date : 09.05.2018

For and on behalf of the Board of Directors of  
**SPIRITUAL REALTORS PRIVATE LIMITED**

  
Shishir Lal  
Director  
DIN-02210170

  
Rajnish Bhardwaj  
Director  
DIN-02220240



**SPIRITUAL REALTORS PRIVATE LIMITED**  
**STATEMENT OF PROFIT AND LOSS FOR THE YEAR ENDED 31 MARCH 2018**  
**(Amount in Rupees, unless otherwise stated)**


Particulars	Notes	31 March 2018	31 March 2017
Other Income	10	2,863	5,388
<b>Total Income</b>		<b>2,863</b>	<b>5,388</b>
<b>EXPENSES</b>			
Finance costs	11	89	806
Other expenses	12	6,986	11,107
<b>Total Expenses</b>		<b>7,075</b>	<b>11,913</b>
<b>Loss before tax</b>		<b>(4,212)</b>	<b>(6,525)</b>
<b>Tax expense:</b>			
Current tax		-	-
<b>Loss for the year</b>		<b>(4,212)</b>	<b>(6,525)</b>
Other comprehensive income		-	-
<b>Total other comprehensive income for the year, net of tax</b>		<b>-</b>	<b>-</b>
<b>Total comprehensive loss for the year, net of tax</b>		<b>(4,212)</b>	<b>(6,525)</b>
Earnings per equity share:	13		
Basic (Rs.)		(0.42)	(0.65)
Diluted (Rs.)		(0.42)	(0.65)

Summary of significant accounting policies 3

The accompanying notes are an integral part of the financial statements.

As per our report of even date

For Sanjay Rastogi & Associates  
Firm registration No : 014056N  
Chartered Accountants




CA Sanjay Rastogi  
Proprietor  
Membership No. : 075033



Place : New Delhi  
Date : 09.05.2018

For and on behalf of the Board of Directors of  
**SPIRITUAL REALTORS PRIVATE LIMITED**

  
**Shishir Lal**  
Director  
DIN-02210170

  
**Rajnish Bhardwaj**  
Director  
DIN-02220240

**SPROUTING PROPERTIES PRIVATE LIMITED**  
**BALANCE SHEET AS AT 31 MARCH 2018**  
(Amount in Rupees, unless otherwise stated)

	Notes	As at 31 March 2018	As at 31 March 2017
<b>ASSETS</b>			
<b>Current assets</b>			
Inventories	4	70,401,038	70,401,038
Financial assets			
Cash and cash equivalents	5	18,623	3,302
Other current assets	6	-	-
<b>Total Assets</b>		<b>70,419,661</b>	<b>70,404,340</b>
<b>EQUITY AND LIABILITIES</b>			
<b>Equity</b>			
Equity share capital	7	100,000	100,000
Other equity	8		
Retained Earnings		(373,419)	(365,655)
<b>Total equity</b>		<b>(273,419)</b>	<b>(265,655)</b>
<b>LIABILITIES</b>			
<b>Current liabilities</b>			
Financial liabilities			
Trade payables	9	5,310	5,750
Other current liabilities	10	70,687,770	70,664,245
<b>Total liabilities</b>		<b>70,693,080</b>	<b>70,669,995</b>
<b>Total Equity and Liabilities</b>		<b>70,419,661</b>	<b>70,404,340</b>

Summary of significant accounting policies

3

The accompanying notes are an integral part of the financial statements.

As per our report of even date

For MNV & CO.  
Firm Reg. No.: 023682N  
Chartered Accountants

Vikrant Suri  
Partner  
Membership No.: 505887



Place : New Delhi  
Date : 9-May-2018

For and on behalf of the Board of Directors of  
**SPROUTING PROPERTIES PRIVATE LIMITED**

  
Avinash Kumar Nagpal  
Director  
DIN- 06583602

  
Vinod Balhara  
Director  
DIN-08129149



**SPROUTING PROPERTIES PRIVATE LIMITED**  
**STATEMENT OF PROFIT AND LOSS FOR THE YEAR ENDED 31 MARCH 2018**  
(Amount in Rupees, unless otherwise stated)

Particulars	Notes	31 March 2018	31 March 2017
Revenue		-	-
Total Income		-	-
<b>EXPENSES</b>			
Other expenses	11	6,985	7,826
Finance costs	12	779	115
Total Expenses		7,764	7,941
Profit/(Loss) before tax		(7,764)	(7,941)
Tax expense:			
Current tax		-	-
Profit/(Loss) for the year		(7,764)	(7,941)
Other comprehensive income		-	-
Total other comprehensive income for the year, net of tax		-	-
Total comprehensive income/(loss) for the year, net of tax		(7,764)	(7,941)
Earnings per equity share:	13		
(1) Basic		(0.78)	(0.79)
(2) Diluted		(0.78)	(0.79)

Summary of significant accounting policies 3

The accompanying notes are an integral part of the financial statements.

As per our report of even date

For MNV & CO.  
Firm Reg. No.: 023682N  
Chartered Accountants

Vikrant Suri  
Partner  
Membership No.: 505887



For and on behalf of the Board of Directors of  
**SPROUTING PROPERTIES PRIVATE LIMITED**

  
Avinash Kumar Nagpal  
Director  
DIN- 06583602

  
Vinod Balhara  
Director  
DIN-08129149

Place : New Delhi  
Date : 9-May-2018

**SPURT PROJECTS PRIVATE LIMITED**  
**BALANCE SHEET AS AT 31 MARCH 2018**  
(Amount in Rupees, unless otherwise stated)

	Notes	As at 31 March 2018	As at 31 March 2017
<b>ASSETS</b>			
<b>Current assets</b>			
Inventories	4	413,320,639	413,320,639
Financial assets			
Cash and cash equivalents	5	34,772	12,916
Other financial assets	6	42,598,270	52,981,635
Other current assets	7	12,437,511	12,437,500
<b>Total Assets</b>		<b>468,391,192</b>	<b>478,752,690</b>
<b>EQUITY AND LIABILITIES</b>			
<b>Equity</b>			
Equity share capital	8	100,000	100,000
Other equity	9		
Retained Earnings		(2,042,875)	(1,984,562)
<b>Total equity</b>		<b>(1,942,875)</b>	<b>(1,884,562)</b>
<b>LIABILITIES</b>			
<b>Current liabilities</b>			
Financial liabilities			
Trade payables	10	606,917	607,357
Other current liabilities	11	469,727,150	479,688,295
Provisions	12	-	341,600
<b>Total liabilities</b>		<b>470,334,067</b>	<b>480,637,252</b>
<b>Total Equity and Liabilities</b>		<b>468,391,192</b>	<b>478,752,690</b>
Summary of significant accounting policies	3		

The accompanying notes are an integral part of the financial statements.

As per our report of even date

For MNV & CO.

Firm Reg. No.: 023682N

Chartered Accountants

Vikrant Suri

Partner

Membership No.: 505887



For and on behalf of the Board of Directors of  
**SPURT PROJECTS PRIVATE LIMITED**

Avinash Kumar Nagpal

Director

DIN- 06583602

Vinod Balhara

Director

DIN-08129149

Place : New Delhi

Date : 9-May-2018

**SPURT PROJECTS PRIVATE LIMITED**  
**STATEMENT OF PROFIT AND LOSS FOR THE YEAR ENDED 31 MARCH 2018**  
(Amount in Rupees, unless otherwise stated)

Particulars	Notes	31 March 2018	31 March 2017
Other Income	13	-	1,152,480
<b>Total Income</b>		<b>-</b>	<b>1,152,480</b>
<b>EXPENSES</b>			
Other expenses	14	17,063	8,645
Finance costs	15	41,250	12,810
<b>Total Expenses</b>		<b>58,313</b>	<b>21,455</b>
<b>Profit/(Loss) before tax</b>		<b>(58,313)</b>	<b>1,131,025</b>
<b>Tax expense:</b>			
Current tax		-	341,600
<b>Profit/(Loss) for the year</b>		<b>(58,313)</b>	<b>789,425</b>
Other comprehensive income		-	-
<b>Total other comprehensive income for the year, net of tax</b>		<b>-</b>	<b>-</b>
<b>Total comprehensive income/(loss) for the year, net of tax</b>		<b>(58,313)</b>	<b>789,425</b>
<b>Earnings per equity share:</b>	16		
(1) Basic		(5.83)	78.94
(2) Diluted		(5.83)	78.94

Summary of significant accounting policies 3

The accompanying notes are an integral part of the financial statements.

As per our report of even date

For MNV & CO.  
Firm Reg. No.: 023682N  
Chartered Accountants

Vikrant Suri  
Partner  
Membership No.: 505887



For and on behalf of the Board of Directors of  
**SPURT PROJECTS PRIVATE LIMITED**

Avinash Kumar Nagpal  
Director  
DIN- 06583602

Vinod Balhara  
Director  
DIN-08129149

Place : New Delhi  
Date : 9-May-2018

**SRIYAM ESTATES PRIVATE LIMITED**  
**BALANCE SHEET AS AT 31 MARCH 2018**  
(Amount in Rupees, unless otherwise stated)

	Notes	As at 31 March 2018	As at 31 March 2017
<b>ASSETS</b>			
<b>Current assets</b>			
Inventories	4	21,785,720	21,918,245
Financial assets			
Cash and cash equivalents	5	17,673	12,078
Other financial assets	6	6,590,122	5,063,326
Other current assets	7	-	-
<b>Total Assets</b>		<b>28,393,515</b>	<b>26,993,649</b>
<b>EQUITY AND LIABILITIES</b>			
<b>Equity</b>			
Equity share capital	8	100,000	100,000
Other equity	9		
Retained Earnings		(1,388,321)	(1,377,816)
<b>Total equity</b>		<b>(1,288,321)</b>	<b>(1,277,816)</b>
<b>LIABILITIES</b>			
<b>Current liabilities</b>			
Financial liabilities			
Trade payables	10	5,310	5,750
Other current liabilities	11	29,676,526	28,265,715
<b>Total liabilities</b>		<b>29,681,836</b>	<b>28,271,465</b>
<b>Total Equity and Liabilities</b>		<b>28,393,515</b>	<b>26,993,649</b>

Summary of significant accounting policies

3

The accompanying notes are an integral part of the financial statements.

As per our report of even date

For MNV & CO.  
Firm Reg. No.: 023682N  
Chartered Accountants

Vikrant Suri  
Partner  
Membership No: 505887



Place : New Delhi  
Date : 9-May-2018

For and on behalf of the Board of Directors of  
**SRIYAM ESTATES PRIVATE LIMITED.**

Bhupinder Rajaswant Singh  
Director  
DIN- 01583422

Ajmer Singh Goyat  
Director  
DIN-07897713

**SRIYAM ESTATES PRIVATE LIMITED**  
**STATEMENT OF PROFIT AND LOSS FOR THE YEAR ENDED 31 MARCH 2018**  
(Amount in Rupees, unless otherwise stated)

Particulars	Notes	31 March 2018	31 March 2017
Revenue		-	-
Total Income		-	-
<b>EXPENSES</b>			
Other expenses	12	10,416	7,415
Finance costs	13	89	115
Total Expenses		10,505	7,530
Profit/(Loss) before tax		(10,505)	(7,530)
Tax expense:			
Current tax		-	-
Profit/(Loss) for the year from operations		(10,505)	(7,530)
Other Comprehensive Income		-	-
Total other comprehensive income for the year, net of tax		-	-
Total comprehensive income/(loss) for the year, net of tax		(10,505)	(7,530)
Earnings per equity share	14		
(1) Basic		(1.05)	(0.75)
(2) Diluted		(1.05)	(0.75)
Summary of significant accounting policies	3		

The accompanying notes are an integral part of the financial statements.

As per our report of even date

For MNV & CO,  
Firm Reg. No.: 073682N  
Chartered Accountants

Vikrant Suri  
Partner  
Membership No.: 505887

Place : New Delhi  
Date : 9-May-2018

For and on behalf of the Board of Directors of  
**SRIYAM ESTATES PRIVATE LIMITED**

Bhupinder Rajaswant Singh  
Director  
DIN- 06583432

Ajmer Singh Goyal  
Director  
DIN-07897713



**STASH PROPBUILD PRIVATE LIMITED**  
**BALANCE SHEET AS AT 31 MARCH 2018**  
(Amount in Rupees, unless otherwise stated)

	Notes	As at 31 March 2018	As at 31 March 2017
<b>ASSETS</b>			
<b>Current assets</b>			
Inventories	4	7,407,539	7,407,539
Financial assets			
Cash and cash equivalents	5	18,574	11,563
Other financial assets	6	2,090,788	2,090,788
<b>Total Assets</b>		<b>9,516,901</b>	<b>9,509,890</b>
<b>EQUITY AND LIABILITIES</b>			
<b>Equity</b>			
Equity share capital	7	100,000	100,000
Other equity	8		
Retained earnings		(262,405)	(255,331)
<b>Total equity</b>		<b>(162,405)</b>	<b>(155,331)</b>
<b>LIABILITIES</b>			
<b>Current liabilities</b>			
Financial liabilities			
Trade payables	9	5,310	5,750
Other current liabilities	10	9,673,996	9,659,471
<b>Total liabilities</b>		<b>9,679,306</b>	<b>9,665,221</b>
<b>Total Equity and Liabilities</b>		<b>9,516,901</b>	<b>9,509,890</b>
<b>Summary of significant accounting policies</b>	3		

The accompanying notes are an integral part of the financial statements.

As per our report of even date

For Rajeev & Ajay  
Firm registration No : 009977  
Chartered Accountants

Ajay Sachdeva  
Partner  
Membership No. : 084302



For and on behalf of the Board of Directors of  
STASH PROPBUILD PRIVATE LIMITED

Vikas Garg  
Director  
DIN-05267799

Ravi Bansal  
Director  
DIN- 06719785

Place : New Delhi  
Date : 9 May 2018

**STASH PROPBUILD PRIVATE LIMITED**  
**STATEMENT OF PROFIT AND LOSS FOR THE YEAR ENDED 31 MARCH 2018**  
(Amount in Rupees, unless otherwise stated)

Particulars	Notes	31 March 2018	31 March 2017
Revenue		-	-
<b>Total Income (I)</b>		-	-
<b>EXPENSES</b>			
Finance costs	11	89	115
Other expenses	12	6,985	7,006
<b>Total Expenses (II)</b>		<b>7,074</b>	<b>7,121</b>
<b>Profit/(Loss) before tax from continuing operations (I-II)</b>		<b>(7,074)</b>	<b>(7,121)</b>
<b>Tax expense:</b>			
Current Tax		-	-
<b>Profit/(Loss) for the year from continuing operations</b>		<b>(7,074)</b>	<b>(7,121)</b>
<b>Other Comprehensive Income</b>		-	-
<b>Total other comprehensive income for the year, net of tax</b>		-	-
<b>Total comprehensive income/(loss) for the year, net of tax</b>		<b>(7,074)</b>	<b>(7,121)</b>
Earnings per equity share (computed on the basis of profit/(loss) for the year):	13		
(1) Basic		(0.71)	(0.71)
(2) Diluted		(0.71)	(0.71)

Summary of significant accounting policies 3

The accompanying notes are an integral part of the financial statements.

As per our report of even date

For Rajeev & Ajay  
Firm registration No : 009977N  
Chartered Accountants

Ajay Sachdeva  
Partner  
Membership No. : 084302



For and on behalf of the Board of Directors of  
**STASH PROPBUILD PRIVATE LIMITED**

Vikas Targ  
Director  
DIN-05267799

Ravi Bansal  
Director  
DIN- 06719785

Place : New Delhi  
Date : 9 May 2018

**STAVE PROPBUILD PRIVATE LIMITED**  
**BALANCE SHEET AS AT 31 MARCH 2018**  
(Amount in Rupees, unless otherwise stated)


	Notes	As at 31 March 2018	As at 31 March 2017
<b>ASSETS</b>			
Current assets			
Inventories	4	16,600,600	16,600,600
Financial assets			
Cash and cash equivalents	5	18,049	12,038
<b>Total Assets</b>		<b>16,618,649</b>	<b>16,612,638</b>
<b>EQUITY AND LIABILITIES</b>			
Equity			
Equity share capital	6	100,000	100,000
Other equity	7		
Retained Earnings		(261,156)	(254,082)
<b>Total equity</b>		<b>(161,156)</b>	<b>(154,082)</b>
<b>LIABILITIES</b>			
Current liabilities			
Financial liabilities			
Trade payables	8	5,310	5,750
Other current liabilities	9	16,774,495	16,760,970
<b>Total liabilities</b>		<b>16,779,805</b>	<b>16,766,720</b>
<b>Total Equity and Liabilities</b>		<b>16,618,649</b>	<b>16,612,638</b>

Summary of significant accounting policies 3

The accompanying notes are an integral part of the financial statements.

As per our report of even date

For Rajeev & Ajay  
Firm registration No. 009977N  
Chartered Accountants

  
Ajay Sachdeva  
Partner  
Membership No. : 084302



For and on behalf of the Board of Directors of  
**STAVE PROPBUILD PRIVATE LIMITED**

  
Vikas Garg  
Director  
DIN-05267799

  
Ravi Bansal  
Director  
DIN- 06719785

Place : New Delhi  
Date : 9 May 2018

STAVE PROPBUILD PRIVATE LIMITED  
STATEMENT OF PROFIT AND LOSS FOR THE YEAR ENDED 31 MARCH 2018  
(Amount in Rupees, unless otherwise stated)

Particulars	Notes	31 March 2018	31 March 2017
Revenue		-	-
Total Income (I)		-	-
EXPENSES			
Finance costs	10	89	115
Other expenses	11	6,985	7,416
Total Expenses (II)		7,074	7,531
Profit/(Loss) before tax from continuing operations (I-II)		(7,074)	(7,531)
Tax expense:			
Current Tax		-	-
Profit/(Loss) for the year from continuing operations		(7,074)	(7,531)
Other Comprehensive Income		-	-
Total other comprehensive income for the year, net of tax		-	-
Total comprehensive income/(loss) for the year, net of tax		(7,074)	(7,531)
Earnings per equity share (computed on the basis of profit/(loss) for the year):	12		
(1) Basic		(0.71)	(0.75)
(2) Diluted		(0.71)	(0.75)

Summary of significant accounting policies

3

The accompanying notes are an integral part of the financial statements.

As per our report of even date

For Rajeev & Ajay  
Firm registration No : 009977N  
Chartered Accountants

Ajay Sachdeva  
Partner  
Membership No. : 084302



For and on behalf of the Board of Directors of  
STAVE PROPBUILD PRIVATE LIMITED

Vikas Bhatnagar  
Director  
DIN-05267799

Ravi Bansal  
Director  
DIN- 06719785

Place : New Delhi  
Date : 9 May 2018

**STEIN PROPBUILD PRIVATE LIMITED**  
**BALANCE SHEET AS AT 31 MARCH 2018**  
(Amount in Rupees, unless otherwise stated)

	Notes	As at 31 March 2018	As at 31 March 2017
<b>ASSETS</b>			
<b>Current assets</b>			
Inventories	4	62,337,894	62,337,894
Financial assets			
Cash and cash equivalents	5	18,681	10,982
<b>Total Assets</b>		<b>62,356,575</b>	<b>62,348,876</b>
<b>EQUITY AND LIABILITIES</b>			
<b>Equity</b>			
Equity share capital	6	100,000	100,000
Other equity	7		
Retained Earnings		(270,411)	(262,401)
<b>Total equity</b>		<b>(170,411)</b>	<b>(162,401)</b>
<b>LIABILITIES</b>			
<b>Current liabilities</b>			
Financial liabilities			
Trade payables	8	5,310	5,750
Other current liabilities	9	62,521,676	62,505,527
<b>Total liabilities</b>		<b>62,526,986</b>	<b>62,511,277</b>
<b>Total Equity and Liabilities</b>		<b>62,356,575</b>	<b>62,348,876</b>
Summary of significant accounting policies	3		

The accompanying notes are an integral part of the financial statements.

As per our report of even date

For Rajeev & Ajay  
Firm registration No - 009977N  
Chartered Accountants  
NEW DELHI  
Ajay Sachdeva  
Partner  
Membership No. : 084302

For and on behalf of the Board of Directors of  
STEIN PROPBUILD PRIVATE LIMITED

Mahesh Pal Singh  
Director  
DIN- 07108963

Amitava Chattopadhyay  
Director  
DIN- 07150600

Place : New Delhi  
Date : 9 May 2018

STEIN PROPBUILD PRIVATE LIMITED  
STATEMENT OF PROFIT AND LOSS FOR THE YEAR ENDED 31 MARCH 2018  
(Amount in Rupees, unless otherwise stated)


Particulars	Notes	31 March 2018	31 March 2017
Revenue		-	-
<b>Total Income (I)</b>		-	-
<b>EXPENSES</b>			
Finance costs	10	89	115
Other expenses	11	7,921	7,621
<b>Total Expenses (II)</b>		<b>8,010</b>	<b>7,736</b>
<b>Profit/(Loss) before tax from continuing operations (I-II)</b>		<b>(8,010)</b>	<b>(7,736)</b>
<b>Tax expense:</b>			
Current tax		-	-
<b>Profit/(Loss) for the year from continuing operations</b>		<b>(8,010)</b>	<b>(7,736)</b>
<b>Other Comprehensive Income</b>		-	-
<b>Total other comprehensive income for the year, net of tax</b>		-	-
<b>Total comprehensive income/(loss) for the year, net of tax</b>		<b>(8,010)</b>	<b>(7,736)</b>
Earnings per equity share (computed on the basis of profit/(loss) for the year):	12		
(1) Basic		(0.80)	(0.77)
(2) Diluted		(0.80)	(0.77)

Summary of significant accounting policies 3

The accompanying notes are an integral part of the financial statements.

As per our report of even date

For Rajeev & Ajay  
Firm registration No : 009977N  
Chartered Accountants



Ajay Sachdeva  
Partner  
Membership No. : 084302

For and on behalf of the Board of Directors of  
STEIN PROPBUILD PRIVATE LIMITED

*Maheshpal*  
Mahesh Pal Singh  
Director  
DIN- 07108963

*Amitava Chattopadhyay*  
Amitava Chattopadhyay  
Director  
DIN- 07150600

Place : New Delhi  
Date : 9 May 2018

**STENT PROPBUILD PRIVATE LIMITED**  
**BALANCE SHEET AS AT 31 MARCH 2018**  
(Amount in Rupees, unless otherwise stated)

	Notes	As at 31 March 2018	As at 31 March 2017
<b>ASSETS</b>			
<b>Current assets</b>			
Inventories	4	6,181,655	6,181,655
Financial assets			
Cash and cash equivalents	5	18,613	11,602
<b>Total Assets</b>		<b>6,200,268</b>	<b>6,193,257</b>
<b>EQUITY AND LIABILITIES</b>			
<b>Equity</b>			
Equity share capital	6	100,000	100,000
Other equity	7		
Retained Earnings		(122,907)	(114,585)
<b>Total equity</b>		<b>(22,907)</b>	<b>(14,585)</b>
<b>LIABILITIES</b>			
<b>Current liabilities</b>			
Financial liabilities			
Trade payables	8	5,310	5,750
Other current liabilities	9	6,217,865	6,202,092
<b>Total liabilities</b>		<b>6,223,175</b>	<b>6,207,842</b>
<b>Total Equity and Liabilities</b>		<b>6,200,268</b>	<b>6,193,257</b>
<b>Summary of significant accounting policies</b>	3		

The accompanying notes are an integral part of the financial statements.

As per our report of even date

For Rajeev & Ajay  
Firm registration No : 009977N  
Chartered Accountants

Ajay Sachdeva  
Partner  
Membership No. : 084302



For and on behalf of the Board of Directors of  
**STENT PROPBUILD PRIVATE LIMITED**

*Avinash Kumar Nagpal*

Avinash Kumar Nagpal  
Director  
DIN- 06583602

*Ravi Bansal*

Ravi Bansal  
Director  
DIN- 06719785

Place : New Delhi  
Date : 9 May 2018


**STENT PROPBUILD PRIVATE LIMITED**  
**STATEMENT OF PROFIT AND LOSS FOR THE YEAR ENDED 31 MARCH 2018**  
(Amount in Rupees, unless otherwise stated)

Particulars	Notes	31 March 2018	31 March 2017
Revenue		-	-
<b>Total Income (I)</b>		<b>-</b>	<b>-</b>
<b>EXPENSES</b>			
Finance costs	10	89	115
Other expenses	11	8,233	8,748
<b>Total Expenses (II)</b>		<b>8,322</b>	<b>8,863</b>
<b>Profit/(Loss) before tax from continuing operations (I-II)</b>		<b>(8,322)</b>	<b>(8,863)</b>
<b>Tax expense:</b>			
Current Tax		-	-
<b>Profit/(Loss) for the year from continuing operations</b>		<b>(8,322)</b>	<b>(8,863)</b>
<b>Other Comprehensive Income</b>		<b>-</b>	<b>-</b>
<b>Total other comprehensive income for the year, net of tax</b>		<b>-</b>	<b>-</b>
<b>Total comprehensive income/(loss) for the year, net of tax</b>		<b>(8,322)</b>	<b>(8,863)</b>
Earnings per equity share (computed on the basis of profit/(loss) for the year):	12		
(1) Basic		(0.83)	(0.89)
(2) Diluted		(0.83)	(0.89)
<b>Summary of significant accounting policies</b>	<b>3</b>		

The accompanying notes are an integral part of the financial statements.


As per our report of even date

For Rajeev & Ajay  
Firm registration No : 009977N  
Chartered Accountants



Ajay Sachdeva  
Partner  
Membership No. : 084302

For and on behalf of the Board of Directors of  
STENT PROPBUILD PRIVATE LIMITED

  
Avinash Kumar Nagpal  
Director  
DIN- 06583602

  
Ravi Bansal  
Director  
DIN- 06719785

Place : New Delhi  
Date : 9 May 2018



**STRUT PROPBUILD PRIVATE LIMITED**  
**BALANCE SHEET AS AT 31 MARCH 2018**  
(Amount in Rupees, unless otherwise stated)

	Notes	As at 31 March 2018	As at 31 March 2017
<b>ASSETS</b>			
<b>Current assets</b>			
Financial assets			
Cash and cash equivalents	4	18,771	11,759
<b>Total Assets</b>		<b>18,771</b>	<b>11,759</b>
<b>EQUITY AND LIABILITIES</b>			
<b>Equity</b>			
Equity share capital	5	100,000	100,000
Other equity	6		
Retained Earnings		(261,934)	(254,860)
<b>Total equity</b>		<b>(161,934)</b>	<b>(154,860)</b>
<b>LIABILITIES</b>			
<b>Current liabilities</b>			
Financial liabilities			
Trade payables	7	5,310	5,750
Other current liabilities	8	175,395	160,869
<b>Total liabilities</b>		<b>180,705</b>	<b>166,619</b>
<b>Total Equity and Liabilities</b>		<b>18,771</b>	<b>11,759</b>

Summary of significant accounting policies 3

The accompanying notes are an integral part of the financial statements.

As per our report of even date

For Bhatia & Jain  
Firm Registration No. 009977N  
Chartered Accountants  
NEW DELHI  
Ajay Sachdeva  
Partner  
Membership No. : 084302

For and on behalf of the Board of Directors of  
STRUT PROPBUILD PRIVATE LIMITED

Avinash Kumar Nagpal Ravi Bansal  
Director Director  
DIN- 06583602 DIN- 06719785

Place : New Delhi  
Date : 9 May 2018

**STRUT PROPBUILD PRIVATE LIMITED**  
**STATEMENT OF PROFIT AND LOSS FOR THE YEAR ENDED 31 MARCH 2018**  
(Amount in Rupees, unless otherwise stated)

Particulars	Notes	31 March 2018	31 March 2017
Revenue		-	-
<b>Total Income (I)</b>		-	-
<b>EXPENSES</b>			
Finance costs	9	89	981
Other expenses	10	6,985	7,621
<b>Total Expenses (II)</b>		<b>7,074</b>	<b>8,602</b>
<b>Profit/(Loss) before tax from continuing operations (I-II)</b>		<b>(7,074)</b>	<b>(8,602)</b>
<b>Tax expense</b>			
Current Tax		-	-
<b>Profit/(Loss) for the year from continuing operations</b>		<b>(7,074)</b>	<b>(8,602)</b>
<b>Other Comprehensive Income</b>		-	-
<b>Total other comprehensive income for the year, net of tax</b>		-	-
<b>Total comprehensive income/(loss) for the year, net of tax</b>		<b>(7,074)</b>	<b>(8,602)</b>
Earnings per equity share (computed on the basis of profit/(loss) for the year):	11		
(1) Basic		(0.71)	(0.86)
(2) Diluted		(0.71)	(0.86)


Summary of significant accounting policies 3

The accompanying notes are an integral part of the financial statements.

As per our report of even date

For Rajeev & Ajay  
Firm registration No : 009977N  
Chartered Accountants

Ajay Sachdeva  
Partner  
Membership No. : 084302



For and on behalf of the Board of Directors of  
**STRUT PROPBUILD PRIVATE LIMITED**

*Avinash Kumar Nagpal*  
Avinash Kumar Nagpal  
Director  
DIN- 06583602

*Ravi Bansal*  
Ravi Bansal  
Director  
DIN- 06719785

Place : New Delhi  
Date : 9 May 2018

**SUKHDA PROMOTERS PRIVATE LIMITED**  
**BALANCE SHEET AS AT 31 MARCH 2018**  
(Amount in Rupees, unless otherwise stated)

	Notes	As at 31 March 2018	As at 31 March 2017
<b>ASSETS</b>			
<b>Current assets</b>			
Inventories	4	59,629,744	68,398,744
Financial assets			
Cash and cash equivalents	5	16,106	9,589
Other current assets	6	-	-
<b>Total Assets</b>		<b>59,645,850</b>	<b>68,408,333</b>
<b>EQUITY AND LIABILITIES</b>			
<b>Equity</b>			
Equity share capital	7	100,000	100,000
Other equity	8		
Retained Earnings		(640,951)	(637,320)
<b>Total equity</b>		<b>(540,951)</b>	<b>(537,320)</b>
<b>LIABILITIES</b>			
<b>Current liabilities</b>			
Financial liabilities			
Trade payables	9	5,312	5,751
Other current liabilities	10	60,181,489	68,939,902
<b>Total liabilities</b>		<b>60,186,801</b>	<b>68,945,653</b>
<b>Total Equity and Liabilities</b>		<b>59,645,850</b>	<b>68,408,333</b>

Summary of significant accounting policies

3

The accompanying notes are an integral part of the financial statements.

As per our report of even date

For MNV & CO.  
Firm Reg. No.: 023682N  
Chartered Accountants

  
**Vikrant Suri**  
Partner  
Membership No.: 505887

Place : New Delhi  
Date : 9-May-2018

For and on behalf of the Board of Directors of  
**SUKHDA PROMOTERS PRIVATE LIMITED**

  
**Avinash Kumar Nagpal**  
Director  
DIN- 06583602

  
**Vinod Balhara**  
Director  
DIN-08129149



**SUKHDA PROMOTERS PRIVATE LIMITED**  
**STATEMENT OF PROFIT AND LOSS FOR THE YEAR ENDED 31 MARCH 2018**  
(Amount in Rupees, unless otherwise stated)

Particulars	Notes	31 March 2018	31 March 2017
Revenue from operations	11	6,250	-
<b>Total Income</b>		<b>6,250</b>	<b>-</b>
<b>EXPENSES</b>			
Other expenses	12	9,792	12,335
Finance costs	13	89	115
<b>Total Expenses</b>		<b>9,881</b>	<b>12,450</b>
<b>Profit/(Loss) before tax</b>		<b>(3,631)</b>	<b>(12,450)</b>
<b>Tax expense:</b>			
Current tax		-	-
<b>Profit/(Loss) for the year from operations</b>		<b>(3,631)</b>	<b>(12,450)</b>
Other comprehensive income		-	-
<b>Total other comprehensive income for the year, net of tax</b>		<b>-</b>	<b>-</b>
<b>Total comprehensive income/(loss) for the year, net of tax</b>		<b>(3,631)</b>	<b>(12,450)</b>
Earnings per equity share:	14		
(1) Basic		(0.36)	(1.25)
(2) Diluted		(0.36)	(1.25)
Summary of significant accounting policies	3		

The accompanying notes are an integral part of the financial statements.

As per our report of even date

For MNV & CO.  
Firm Reg. No.: 023682N  
Chartered Accountants

Vikrant Suri  
Partner  
Membership No.: 505887



For and on behalf of the Board of Directors of  
**SUKHDA PROMOTERS PRIVATE LIMITED**

  
Avinash Kumar Nagpal  
Director  
DIN- 06583602

  
Vinod Balhara  
Director  
DIN-08129149

Place : New Delhi  
Date : 9-May-2018

**SUKHJIT PROJECTS PRIVATE LIMITED**  
**STANDALONE BALANCE SHEET AS AT 31 MARCH 2018**  
(Amount in Rupees, unless otherwise stated)

	Notes	As at 31 March 2018	As at 31 March 2017
<b>ASSETS</b>			
Non-current assets			
Financial Assets			
Investments	4	31,771,957	31,771,957
		<u>31,771,957</u>	<u>31,771,957</u>
Current assets			
Financial assets			
Cash and cash equivalents	5	11,707	12,761
		<u>11,707</u>	<u>12,761</u>
<b>Total Assets</b>		<u><b>31,783,664</b></u>	<u><b>31,784,718</b></u>
<b>EQUITY AND LIABILITIES</b>			
Equity			
Equity share capital	6	100,000	100,000
Other equity	7		
Retained earnings		(471,429)	(457,311)
<b>Total equity</b>		<u><b>(371,429)</b></u>	<u><b>(357,311)</b></u>
<b>LIABILITIES</b>			
Current liabilities			
Financial liabilities			
Trade payables	8	5,310	11,500
Other current liabilities	9	32,149,783	32,130,529
<b>Total liabilities</b>		<u><b>32,155,093</b></u>	<u><b>32,142,029</b></u>
<b>Total Equity and Liabilities</b>		<u><b>31,783,664</b></u>	<u><b>31,784,718</b></u>
Summary of significant accounting policies	3		

The accompanying notes are an integral part of the financial statements.

As per our report of even date

For Rajeev & Ajay  
Firm registration No : 009977N  
Chartered Accountants

Ajay Sachdeva  
Partner  
Membership No. : 084302



For and on behalf of the Board of Directors of  
**SUKHJIT PROJECTS PRIVATE LIMITED**

Amit Dhall  
Director  
DIN-07257270

Vinod Balhara  
Director  
DIN- 08129149

Place : New Delhi  
Date : 9 May 2018

**SUKHJIT PROJECTS PRIVATE LIMITED**  
**STANDALONE STATEMENT OF PROFIT AND LOSS FOR THE YEAR ENDED 31 MARCH 2018**  
(Amount in Rupees, unless otherwise stated)

Particulars	Notes	31 March 2018	31 March 2017
Revenue		-	-
Total Income (I)		-	-
<b>EXPENSES</b>			
Finance costs	10	89	115
Other expenses	11	14,029	7,030
Total Expenses (II)		14,118	7,145
Profit/(Loss) before tax from continuing operations (I-II)		(14,118)	(7,145)
Tax expense:			
Current Tax		-	-
Profit/(Loss) for the year from continuing operations		(14,118)	(7,145)
Other Comprehensive Income		-	-
Total other comprehensive income for the year, net of tax		-	-
Total comprehensive income/(loss) for the year, net of tax		(14,118)	(7,145)
Earnings per equity share (computed on the basis of profit/(loss) for the year):	12		
(1) Basic		(1.41)	(0.71)
(2) Diluted		(1.41)	(0.71)

Summary of significant accounting policies 3

The accompanying notes are an integral part of the financial statements.

As per our report of even date

For Rajeev & Ajay

Firm registration No : 009977N

Chartered Accountants

*Ajay Sachdeva*

Ajay Sachdeva  
Partner

Membership No. : 084302



For and on behalf of the Board of Directors of  
**SUKHJIT PROJECTS PRIVATE LIMITED**

*Amit Dhall*

Amit Dhall  
Director  
DIN-07257270

*Vinod Balhara*

Vinod Balhara  
Director  
DIN- 08129149

Place : New Delhi  
Date : 9 May 2018

# Sun Buildmart Private Limited

Balance sheet as at 31 March 2018

(Amount in Rupees, unless otherwise stated)

	Note:	As at 31 March 2018	As at 31 March 2017
<b>ASSETS</b>			
<b>Non-current assets</b>			
Financial assets	4	100,000	100,000
Investments		<u>100,000</u>	<u>100,000</u>
<b>Current assets</b>			
Inventories	5	128,411,682	140,681,255
Financial assets	6	1,010,795	4,118,679
Cash and cash equivalents	7	130,000	130,000
Other current assets		<u>129,552,477</u>	<u>144,929,934</u>
<b>Total assets</b>		<u>129,652,477</u>	<u>145,029,934</u>
<b>EQUITY AND LIABILITIES</b>			
<b>Equity</b>			
Equity share capital	8	100,000	100,000
Other equity	9	(121,392)	(109,773)
Retained Earnings		<u>(21,392)</u>	<u>(9,773)</u>
<b>Total equity</b>			
<b>LIABILITIES</b>			
<b>Current liabilities</b>			
Financial liabilities	10	127,840,499	143,208,674
Trade payables	11	1,833,370	1,831,033
Other current liabilities		<u>129,673,869</u>	<u>145,039,707</u>
<b>Total liabilities</b>			
<b>Total equity and liabilities</b>		<u>129,652,477</u>	<u>145,029,934</u>

Summary of significant accounting policies

3

The accompanying notes are an integral part of the financial statements.

As per our report of even date

For Jain Jindal & Co.

Firm registration No : 025817N

Chartered Accountants

*Vikash Lath*

Vikash Lath

Partner

Membership No. : 514103

Place : Gurugram.

Date : 09/09/2018



For and on behalf of the Board of Directors of  
Sun Buildmart Private Limited

*Firoz Ahmed Khan*

Firoz Ahmed Khan  
Director  
DIN-07158432

*Jibran Khalid Masood*

Jibran Khalid Masood  
Director  
DIN-08129167



**Sun Buildmart Private Limited****Statement of Profit and Loss for the Year ended 31 March 2018**

(Amount in Rupees, unless otherwise stated)

	Notes	31 March 2018	31 March 2017
<b>REVENUE</b>			
Revenue		-	-
<b>Total Income</b>		-	-
<b>EXPENSES</b>			
Finance costs	12	1,828	912
Other expenses	13	9,791	7,543
<b>Total Expenses</b>		11,619	8,455
<b>Profit/(Loss) before tax</b>		(11,619)	(8,455)
Current tax		-	-
<b>Profit/(Loss) for the year</b>		(11,619)	(8,455)
Other comprehensive income		-	-
<b>Total other comprehensive income for the year, net of tax</b>		-	-
<b>Total comprehensive income/(loss) for the year, net of tax</b>		(11,619)	(8,455)
<b>Earnings per equity share:</b>	14		
Basic (Rs.)		(1.16)	(0.85)
Diluted (Rs.)		(1.16)	(0.85)

**Summary of significant accounting policies**

3

The accompanying notes are an integral part of the financial statements.

**As per our report of even date****For Jain Jindal & Co.**

Firm registration No : 025817N

Chartered Accountants

*Vikash Lath***Vikash Lath**

Partner

Membership No. : 514103

For and on behalf of the Board of Directors of  
**Sun Buildmart Private Limited***Firoz Ahmed Khan***Firoz Ahmed Khan**

Director

DIN-07158432

*Jibran Khalid***Jibran Khalid Masood**

Director

DIN-08129167

Place : Gurugram

Date : 09/05/2018





**TACERY BUILDERS PRIVATE LIMITED**  
**BALANCE SHEET AS AT 31 MARCH 2018**  
(Amount in Rupees, unless otherwise stated)

	Notes	As at 31 March 2018	As at 31 March 2017
<b>ASSETS</b>			
<b>Current assets</b>			
Inventories	4	174,553,956	174,553,956
Financial assets			
Cash and cash equivalents	5	18,484	10,785
Other financial assets	6	4,258,163	4,258,163
Other current assets	7	-	-
<b>Total Assets</b>		<b>178,830,603</b>	<b>178,822,904</b>
<b>EQUITY AND LIABILITIES</b>			
<b>Equity</b>			
Equity share capital	8	100,000	100,000
Other equity	9		
Retained Earnings		(286,743)	(279,045)
<b>Total equity</b>		<b>(186,743)</b>	<b>(179,045)</b>
<b>LIABILITIES</b>			
<b>Current liabilities</b>			
Financial liabilities			
Trade payables	10	4,900	5,340
Other current liabilities	11	179,012,446	178,996,609
<b>Total liabilities</b>		<b>179,017,346</b>	<b>179,001,949</b>
<b>Total Equity and Liabilities</b>		<b>178,830,603</b>	<b>178,822,904</b>

Summary of significant accounting policies 3

The accompanying notes are an integral part of the financial statements.

As per our report of even date

For MNV & CO.  
Firm Reg. No.: 023682N  
Chartered Accountants

  
Vikrant Suri  
Partner  
Membership No.: 505887

Place : New Delhi  
Date : 9-May-2018

For and on behalf of the Board of Directors of  
**TACERY BUILDERS PRIVATE LIMITED**

  
V. Radha Krishna  
Director  
DIN- 05268278

  
Vinod Balhara  
Director  
DIN-08129149

**TACERY BUILDERS PRIVATE LIMITED**  
**STATEMENT OF PROFIT AND LOSS FOR THE YEAR ENDED 31 MARCH 2018**  
(Amount in Rupees, unless otherwise stated)

Particulars	Notes	31 March 2018	31 March 2017
Revenue		-	-
Total Income		-	-
<b>EXPENSES</b>			
Other expenses	12	7,609	7,108
Finance costs	13	89	115
Total Expenses		7,698	7,223
Profit/(Loss) before tax		(7,698)	(7,223)
Tax expense:			
Current tax		-	-
Profit/(Loss) for the year from operations		(7,698)	(7,223)
Other Comprehensive Income		-	-
Total other comprehensive income for the year, net of tax		-	-
Total comprehensive income/(loss) for the year, net of tax		(7,698)	(7,223)
Earnings per equity share:	14		
(1) Basic		(0.77)	(0.72)
(2) Diluted		(0.77)	(0.72)
Summary of significant accounting policies	3		

The accompanying notes are an integral part of the financial statements.

As per our report of even date


For MNV & CO.  
Firm Reg. No.: 023682N  
Chartered Accountants

  
Vikrant Suri  
Partner  
Membership No.: 505887

Place : New Delhi  
Date : 9-May-2018

For and on behalf of the Board of Directors of  
**TACERY BUILDERS PRIVATE LIMITED**

  
Vazhakkate Radha Krishna  
Director  
DIN- 05268278

  
Vinod Balhara  
Director  
DIN-08129149

**TANMAY DEVELOPERS PRIVATE LIMITED**  
**BALANCE SHEET AS AT 31 MARCH 2018**  
(Amount in Rupees, unless otherwise stated)

	Notes	As at 31 March 2018	As at 31 March 2017
<b>ASSETS</b>			
<b>Current assets</b>			
Inventories	4	620,004,191	644,573,201
Financial assets			
Cash and cash equivalents	5	52,689	12,752
Other financial assets	6	3,489,039	4,181,413
Other current assets	7	1,411,073	877,538
<b>Total Assets</b>		<b>624,956,992</b>	<b>649,644,904</b>
<b>EQUITY AND LIABILITIES</b>			
<b>Equity</b>			
Equity share capital	8	100,000	100,000
Other equity	9	(6,373,060)	(5,923,750)
<b>Total equity</b>		<b>(6,273,060)</b>	<b>(5,823,750)</b>
<b>LIABILITIES</b>			
<b>Current liabilities</b>			
Financial liabilities			
Trade payables	10	5,310	896,750
Other current liabilities	11	631,224,742	654,571,904
<b>Total liabilities</b>		<b>631,230,052</b>	<b>655,468,654</b>
<b>Total Equity and Liabilities</b>		<b>624,956,992</b>	<b>649,644,904</b>

Summary of significant accounting policies

3

The accompanying notes are an integral part of the financial statements.

As per our report of even date

For MNV & CO.  
Firm Reg. No.: 023682N  
Chartered Accountants  
  
Vikrant Suri  
Partner  
Membership No.: 505887

Place : New Delhi  
Date : 9 May 2018

For and on behalf of the Board of Directors of  
**TANMAY DEVELOPERS PRIVATE LIMITED**

  
Avinash Kumar Nagpal  
Director

DIN-06583602

  
Nikhil Srivastava  
Director

DIN-08077388

**TANMAY DEVELOPERS PRIVATE LIMITED**  
**STATEMENT OF PROFIT AND LOSS FOR THE YEAR ENDED 31 MARCH 2018**  
(Amount in Rupees, unless otherwise stated)

Particulars	Notes	31 March 2018	31 March 2017
Revenue	12	12,813	-
<b>Total Income</b>		<b>12,813</b>	<b>-</b>
<b>EXPENSES</b>			
Finance costs	13	82	92
Other expenses	14	462,041	413,042
<b>Total Expenses</b>		<b>462,123</b>	<b>413,134</b>
<b>Profit / (Loss) before tax</b>		<b>(449,310)</b>	<b>(413,134)</b>
<b>Tax expense:</b>			
Current tax		-	-
<b>Profit / (Loss) for the year</b>		<b>(449,310)</b>	<b>(413,134)</b>
Other comprehensive income		-	-
<b>Total other comprehensive income for the year, net of tax</b>		<b>-</b>	<b>-</b>
<b>Total comprehensive income for the year, net of tax</b>		<b>(449,310)</b>	<b>(413,134)</b>
<b>Earnings per equity share:</b>	15		
(1) Basic		(44.93)	(41.31)
(2) Diluted		(44.93)	(41.31)

Summary of significant accounting policies 3

The accompanying notes are an integral part of the financial statements.

As per our report of even date

For MNV & CO.

Firm Reg. No. 021682

Chartered Accountants

**Vikrant Singh**  
Partner  
Membership No.: 505887

For and on behalf of the Board of Directors of  
**TANMAY DEVELOPERS PRIVATE LIMITED**

*Avinash Kumar Nagpal*

**Avinash Kumar Nagpal**  
Director  
DIN-06583602

*Nikhil Srivastava*

**Nikhil Srivastava**  
Director  
DIN-08077388

Place : New Delhi

Date : 9 May 2018

**TINNITUS BUILDERS PRIVATE LIMITED**  
**BALANCE SHEET AS AT 31 MARCH 2018**  
(Amount in Rupees, unless otherwise stated)

	Notes	As at 31 March 2018	As at 31 March 2017
<b>ASSETS</b>			
<b>Current assets</b>			
Financial assets			
Cash and cash equivalents	4	18,750	6,739
Other current assets	5	-	-
<b>Total Assets</b>		<b>18,750</b>	<b>6,739</b>
<b>EQUITY AND LIABILITIES</b>			
<b>Equity</b>			
Equity share capital	6	100,000	100,000
Other equity	7		
Retained earnings		(16,854,093)	(16,847,019)
<b>Total equity</b>		<b>(16,754,093)</b>	<b>(16,747,019)</b>
<b>LIABILITIES</b>			
<b>Current liabilities</b>			
Financial liabilities			
Trade payables	8	5,310	5,750
Other current liabilities	9	16,767,533	16,748,008
<b>Total liabilities</b>		<b>16,772,843</b>	<b>16,753,758</b>
<b>Total Equity and Liabilities</b>		<b>18,750</b>	<b>6,739</b>
Summary of significant accounting policies	3		

The accompanying notes are an integral part of the financial statements.

As per our report of even date

For Rajeev & Ajay  
Firm registration No : 009977N  
Chartered Accountants

Ajay Sachdeva  
Partner  
Membership No. : 084302

For and on behalf of the Board of Directors of  
TINNITUS BUILDERS PRIVATE LIMITED

Rohit Rampal  
Director  
DIN- 08129550

Amitava Chattopadhyay  
Director  
DIN- 07150600

Place : New Delhi  
Date : 9 May 2018

**TINNITUS BUILDERS PRIVATE LIMITED**  
**STATEMENT OF PROFIT AND LOSS FOR THE YEAR ENDED 31 MARCH 2018**  
(Amount in Rupees, unless otherwise stated)

Particulars	Notes	31 March 2018	31 March 2017
Revenue		-	-
<b>Total Income (I)</b>		-	-
<b>EXPENSES</b>			
Finance costs	10	89	115
Other expenses	11	6,985	7,006
<b>Total Expenses (II)</b>		<b>7,074</b>	<b>7,121</b>
<b>Profit/(Loss) before tax from continuing operations (I-II)</b>		<b>(7,074)</b>	<b>(7,121)</b>
<b>Tax expense:</b>			
Current Tax		-	-
<b>Profit/(Loss) for the year from continuing operations</b>		<b>(7,074)</b>	<b>(7,121)</b>
<b>Other Comprehensive Income</b>		-	-
<b>Total other comprehensive income for the year, net of tax</b>		-	-
<b>Total comprehensive income/(loss) for the year, net of tax</b>		<b>(7,074)</b>	<b>(7,121)</b>
Earnings per equity share (computed on the basis of profit/(loss) for the year):	12		
(1) Basic		(0.71)	(0.71)
(2) Diluted		(0.71)	(0.71)

Summary of significant accounting policies 3

The accompanying notes are an integral part of the financial statements.

As per our report of even date

For Rajeev & Ajay  
Firm registration No : 009977N  
Chartered Accountants  
  
Ajay Sachdeva  
Partner  
Membership No. : 084302

For and on behalf of the Board of Directors of  
**TINNITUS BUILDERS PRIVATE LIMITED**

  
Rohit Rampal  
Director  
DIN- 08129550

  
Amitava Chattopadhyay  
Director  
DIN- 07150600

Place : New Delhi  
Date : 9 May 2018

**TOCSIN BUILDERS PRIVATE LIMITED**  
**BALANCE SHEET AS AT 31 MARCH 2018**  
(Amount in Rupees, unless otherwise stated)

	Notes	As at 31 March 2018	As at 31 March 2017
<b>ASSETS</b>			
<b>Current assets</b>			
Inventories	4	263,307,056	317,094,683
Financial assets			
Cash and cash equivalents	5	18,729	11,718
Other current assets	6	3,930,208	3,952,060
<b>Total Assets</b>		<b>267,255,993</b>	<b>321,058,461</b>
<b>EQUITY AND LIABILITIES</b>			
<b>Equity</b>			
Equity share capital	7	100,000	100,000
Other equity	8	(7,762,602)	(7,733,364)
<b>Total equity</b>		<b>(7,662,602)</b>	<b>(7,633,364)</b>
<b>LIABILITIES</b>			
<b>Current liabilities</b>			
Financial liabilities			
Trade payables	9	5,310	5,750
Other current liabilities	10	274,913,285	328,686,075
<b>Total liabilities</b>		<b>274,918,595</b>	<b>328,691,825</b>
<b>Total Equity and Liabilities</b>		<b>267,255,993</b>	<b>321,058,461</b>

Summary of significant accounting policies

3

The accompanying notes are an integral part of the financial statements.

As per our report of even date

For MNV & CO.  
Firm Reg. No.: 023682N  
Chartered Accountants

  
Vikrant Suri  
Partner  
Membership No. 3505887

For and on behalf of the Board of Directors of  
**TOCSIN BUILDERS PRIVATE LIMITED**

  
Vazhakkate Radha Krishna  
Director  
DIN-05268278

  
Krishna Kant Kumar  
Director  
DIN-07108942

Place : New Delhi  
Date : 9 May 2018

TOCSIN BUILDERS PRIVATE LIMITED  
STATEMENT OF PROFIT AND LOSS FOR THE YEAR ENDED 31 MARCH 2018  
(Amount in Rupees, unless otherwise stated)

Particulars	Notes	31 March 2018	31 March 2017
Revenue		-	-
Total Income		-	-
<b>EXPENSES</b>			
Finance costs	11	89	805
Other expenses	12	21,499	11,003
Total Expenses		21,588	11,808
Profit / (Loss) before tax		(21,588)	(11,808)
Tax expense:			
Current tax (pertaining to earlier years)		7,650	-
Profit / (Loss) for the year		(29,238)	(11,808)
Other comprehensive income/(loss)		-	-
Total other comprehensive income/(loss) for the year, net of tax		-	-
Total comprehensive income/(loss) for the year, net of tax		(29,238)	(11,808)
Earnings per equity share:	13		
(1) Basic		(2.92)	(1.18)
(2) Diluted		(2.92)	(1.18)

Summary of significant accounting policies

3

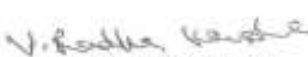
The accompanying notes are an integral part of the financial statements.

As per our report of even date

For MNV & CO.  
Firm Reg. No.: 023682N  
Chartered Accountants

  
Vikrant Suri  
Partner  
Membership No.: 505887

For and on behalf of the Board of Directors of  
TOCSIN BUILDERS PRIVATE LIMITED

  
V. Radha Krishna  
Director  
DIN-05268278

  
Krishna Kant Kumar  
Director  
DIN-07108942

Place : New Delhi  
Date : 9 May 2018



**TOFF BUILDERS PRIVATE LIMITED**  
**BALANCE SHEET AS AT 31 MARCH 2018**  
(Amount in Rupees, unless otherwise stated)

	Notes	As at 31 March 2018	As at 31 March 2017
<b>ASSETS</b>			
<b>Current assets</b>			
Inventories	4	48,974,517	48,974,517
Financial assets			
Cash and cash equivalents	5	18,888	6,877
Other current assets	6	45,791,837	82,108,542
<b>Total Assets</b>		<b>94,785,242</b>	<b>131,089,936</b>
<b>EQUITY AND LIABILITIES</b>			
<b>Equity</b>			
Equity share capital	7	100,000	100,000
Other equity	8	(36,659,999)	(335,388)
<b>Total equity</b>		<b>(36,559,999)</b>	<b>(235,388)</b>
<b>LIABILITIES</b>			
<b>Current liabilities</b>			
Financial liabilities			
Trade payables	9	5,310	5,750
Other current liabilities	10	131,339,931	131,319,574
<b>Total liabilities</b>		<b>131,345,241</b>	<b>131,325,324</b>
<b>Total Equity and Liabilities</b>		<b>94,785,242</b>	<b>131,089,936</b>

Summary of significant accounting policies 3

The accompanying notes are an integral part of the financial statements.

As per our report of even date

For MNV & CO.  
Firm Reg. No. 023682  
Chartered Accountants

Vikrant Singh  
Partner  
Membership No.: 505887

Place : New Delhi  
Date : 9 May 2018

For and on behalf of the Board of Directors of  
**TOFF BUILDERS PRIVATE LIMITED**

V. Radha Krishna  
Vazhakkate Radha Krishna  
Director  
DIN-05268278

Krishna Kant Kumar  
Director  
DIN-07108942

**TOFF BUILDERS PRIVATE LIMITED**

**STATEMENT OF PROFIT AND LOSS FOR THE YEAR ENDED 31 MARCH 2018**

(Amount in Rupees, unless otherwise stated)

Particulars	Notes	31 March 2018	31 March 2017
Revenue		-	-
<b>Total Income</b>		-	-
<b>EXPENSES</b>			
Finance costs	11	89	115
Other expenses	12	36,324,522	6,801
<b>Total Expenses</b>		36,324,611	6,916
<b>Profit / (Loss) before tax</b>		(36,324,611)	(6,916)
<b>Tax expense:</b>			
Current tax		-	-
<b>Profit / (Loss) for the year</b>		(36,324,611)	(6,916)
<b>Other comprehensive income</b>		-	-
<b>Total other comprehensive income/(loss) for the year, net of tax</b>		-	-
<b>Total comprehensive income/(loss) for the year, net of tax</b>		(36,324,611)	(6,916)
<b>Earnings per equity share:</b>	13		
(1) Basic		(3,632.46)	(0.69)
(2) Diluted		(3,632.46)	(0.69)

Summary of significant accounting policies

3

The accompanying notes are an integral part of the financial statements.

As per our report of even date

For MNV & CO.

Firm Reg. No. 0236828

Chartered Accountants

Vikrant Singh

Partner

Membership No.: 505887



For and on behalf of the Board of Directors of  
TOFF BUILDERS PRIVATE LIMITED

V. Radha Krishna

Vazhakkate Radha Krishna

Director

DIN-05268278

Krishna Kant

Krishna Kant Kumar

Director

DIN-07108942

Place : New Delhi

Date : 9 May 2018

**TOME BUILDERS PRIVATE LIMITED**  
**BALANCE SHEET AS AT 31 MARCH 2018**  
(Amount in Rupees, unless otherwise stated)

	Notes	As at 31 March 2018	As at 31 March 2017
<b>ASSETS</b>			
<b>Current assets</b>			
Financial assets			
Cash and cash equivalents	4	17,834	250
<b>Total Assets</b>		<b>17,834</b>	<b>250</b>
<b>EQUITY AND LIABILITIES</b>			
<b>Equity</b>			
Equity share capital	5	100,000	100,000
Other equity	6		
Retained Earnings		(25,131,175)	(25,122,049)
<b>Total equity</b>		<b>(25,031,175)</b>	<b>(25,022,049)</b>
<b>LIABILITIES</b>			
<b>Current liabilities</b>			
Financial liabilities			
Trade payables	7	5,310	5,750
Other current liabilities	8	25,043,699	25,016,549
<b>Total liabilities</b>		<b>25,049,009</b>	<b>25,022,299</b>
<b>Total Equity and Liabilities</b>		<b>17,834</b>	<b>250</b>
Summary of significant accounting policies	3		

The accompanying notes are an integral part of the financial statements.

As per our report of even date

For Rajeev & Ajay  
Firm registration No.: 009977N  
Chartered Accountants

Ajay Sachdeva  
Partner  
Membership No.: 084302

For and on behalf of the Board of Directors of  
**TOME BUILDERS PRIVATE LIMITED**

V. Radha Krishna  
Vazhakkate Radha Krishna  
Director  
DIN- 05268278

Rohit Rampal  
Director  
DIN- 08129550

Place : New Delhi  
Date : 9 May 2018

**TOME BUILDERS PRIVATE LIMITED**  
**STATEMENT OF PROFIT AND LOSS FOR THE YEAR ENDED 31 MARCH 2018**  
(Amount in Rupees, unless otherwise stated)

Particulars	Notes	31 March 2018	31 March 2017
Revenue		-	-
Total Income (I)		-	-
<b>EXPENSES</b>			
Finance costs	9	1,517	115
Other expenses	10	7,609	6,801
Total Expenses (II)		9,126	6,916
Profit/(Loss) before tax from continuing operations (I-II)		(9,126)	(6,916)
Tax expense:			
Current Tax		-	-
Profit/(Loss) for the year from continuing operations		(9,126)	(6,916)
Other Comprehensive Income		-	-
Total other comprehensive income for the year, net of tax		-	-
Total comprehensive income/(loss) for the year, net of tax		(9,126)	(6,916)
Earnings per equity share (computed on the basis of profit/(loss) for the year):	11		
(1) Basic		(0.91)	(0.69)
(2) Diluted		(0.91)	(0.69)
Summary of significant accounting policies	3		

The accompanying notes are an integral part of the financial statements.

As per our report of even date

For Rajeev & Ajay  
Firm registration No : 009977N  
Chartered Accountants  
  
Ajay Sachdeva  
Partner  
Membership No. : 084302

For and on behalf of the Board of Directors of  
TOME BUILDERS PRIVATE LIMITED

V. Radha Krishna  
Vazhakkate Radha Krishna  
Director  
DIN- 05268278

  
Rohit Rampal  
Director  
DIN- 08129550

Place : New Delhi  
Date : 9 May 2018

**TOMTOM BUILDERS PRIVATE LIMITED**  
**BALANCE SHEET AS AT 31 MARCH 2018**  
(Amount in Rupees, unless otherwise stated)

	Notes	As at 31 March 2018	As at 31 March 2017
<b>ASSETS</b>			
<b>Current assets</b>			
Inventories	4	332,336,820	367,035,351
Financial assets			
Cash and cash equivalents	5	18,198	15,157
Other current assets	6	19,787,384	125,162,384
<b>Total Assets</b>		<b>352,142,402</b>	<b>492,212,892</b>
<b>EQUITY AND LIABILITIES</b>			
<b>Equity</b>			
Equity share capital	7	100,000	100,000
Other equity	8		
Retained Earnings		(56,159,566)	(3,839,710)
<b>Total equity</b>		<b>(56,059,566)</b>	<b>(3,739,710)</b>
<b>LIABILITIES</b>			
<b>Current liabilities</b>			
Financial liabilities			
Trade payables	9	36,809	37,249
Other current liabilities	10	408,165,159	495,915,353
<b>Total liabilities</b>		<b>408,201,968</b>	<b>495,952,602</b>
<b>Total Equity and Liabilities</b>		<b>352,142,402</b>	<b>492,212,892</b>
<b>Summary of significant accounting policies</b>	3		

The accompanying notes are an integral part of the financial statements.

As per our report of even date

For Rajeev & Ajay  
Firm registration No.: 009977N  
Chartered Accountants  
NEW DELHI  
Ajay Sachdeva  
Partner  
Membership No.: 084302

For and on behalf of the Board of Directors of  
TOMTOM BUILDERS PRIVATE LIMITED

Rohit Rampal  
Director  
DIN- 08129550

Varun Gupta  
Director  
DIN- 08129163

Place : New Delhi  
Date : 9 May 2018

**TOMTOM BUILDERS PRIVATE LIMITED**  
**STATEMENT OF PROFIT AND LOSS FOR THE YEAR ENDED 31 MARCH 2018**  
(Amount in Rupees, unless otherwise stated)

Particulars	Notes	31 March 2018	31 March 2017
Revenue		-	-
<b>Total Income (I)</b>		-	-
<b>EXPENSES</b>			
Finance costs	11	59	176
Other expenses	12	52,319,797	50,208
<b>Total Expenses (II)</b>		<b>52,319,856</b>	<b>50,384</b>
<b>Profit/(Loss) before tax from continuing operations (I-II)</b>		<b>(52,319,856)</b>	<b>(50,384)</b>
Tax expense:			
Current Tax		-	-
<b>Profit/(Loss) for the year from continuing operations</b>		<b>(52,319,856)</b>	<b>(50,384)</b>
<b>Other Comprehensive Income</b>		-	-
<b>Total other comprehensive income for the year, net of tax</b>		-	-
<b>Total comprehensive income/(loss) for the year, net of tax</b>		<b>(52,319,856)</b>	<b>(50,384)</b>
Earnings per equity share (computed on the basis of profit/(loss) for the year):	13		
(1) Basic		(5,231.99)	(5.04)
(2) Diluted		(5,231.99)	(5.04)

Summary of significant accounting policies 3

The accompanying notes are an integral part of the financial statements.

As per our report of even date

For Rajeev & Ajay  
Firm registration No : 009977N  
Chartered Accountants  
  
Ajay Sachdeva  
Partner  
Membership No. : 084302

For and on behalf of the Board of Directors of  
**TOMTOM BUILDERS PRIVATE LIMITED**

  
Rohit Rampal  
Director  
DIN- 08129550

  
Varun Gupta  
Director  
DIN- 08129163

Place : New Delhi  
Date : 9 May 2018

**TRATTORIA PROPERTIES PRIVATE LIMITED**  
**BALANCE SHEET AS AT 31 MARCH 2018**  
(Amount in Rupees, unless otherwise stated)

	Notes	As at 31 March 2018	As at 31 March 2017
<b>ASSETS</b>			
<b>Current assets</b>			
Inventories	4	98,422,768	98,422,768
Financial assets			
Cash and cash equivalents	5	18,552	3,930
Other current assets	6	-	-
<b>Total Assets</b>		<b>98,441,320</b>	<b>98,426,698</b>
<b>EQUITY AND LIABILITIES</b>			
<b>Equity</b>			
Equity share capital	7	100,000	100,000
Other equity	8		
Retained earnings		505,716	514,104
<b>Total equity</b>		<b>605,716</b>	<b>614,104</b>
<b>LIABILITIES</b>			
<b>Current liabilities</b>			
Financial liabilities			
Trade payables	9	5,310	11,450
Other current liabilities	10	97,830,294	97,801,144
<b>Total liabilities</b>		<b>97,835,604</b>	<b>97,812,594</b>
<b>Total Equity and Liabilities</b>		<b>98,441,320</b>	<b>98,426,698</b>

Summary of significant accounting policies 3

The accompanying notes are an integral part of the financial statements.

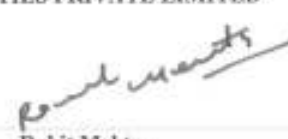
As per our report of even date

For MNV & CO.  
Firm Reg. No.: 023682N  
Chartered Accountants

  
**Vikrant Suri**  
Partner  
Membership No: 505887

For and on behalf of the Board of Directors of  
**TRATTORIA PROPERTIES PRIVATE LIMITED**

  
**Rohit Rampal**  
Director  
DIN-08129550

  
**Rohit Mehta**  
Director  
DIN-06961182

Place : New Delhi  
Date : 9 May 2018

TRATTORIA PROPERTIES PRIVATE LIMITED  
STATEMENT OF PROFIT AND LOSS FOR THE YEAR ENDED 31 MARCH 2018  
(Amount in Rupees, unless otherwise stated)

Particulars		31 March 2018	31 March 2017
Revenue		-	-
Total Income		-	-
<b>EXPENSES</b>			
Finance costs	11	779	115
Other expenses	12	7,609	7,211
Total Expenses		8,388	7,326
Profit / (Loss) before tax		(8,388)	(7,326)
<b>Tax expense:</b>			
Current tax		-	-
Profit / (Loss) for the year from operations		(8,388)	(7,326)
Other comprehensive income		-	-
Total other comprehensive income/(loss) for the year, net of tax		-	-
Total comprehensive income/(loss) for the year, net of tax		(8,388)	(7,326)
<b>Earnings per equity share:</b>	13		
(1) Basic		(0.84)	(0.73)
(2) Diluted		(0.84)	(0.73)

Summary of significant accounting policies 3

The accompanying notes are an integral part of the financial statements.

As per our report of even date

For MNV & CO.  
Firm Reg. No.: 023682N  
Chartered Accountants  
  
Vikrant Suri  
Partner  
Membership No.: 505887

For and on behalf of the Board of Directors of  
TRATTORIA PROPERTIES PRIVATE LIMITED

  
Rohit Rampal  
Director  
DIN-08129550

  
Rohit Mehta  
Director  
DIN-06961182

Place : New Delhi  
Date : 9 May 2018



**TRAWLER PROPERTIES PRIVATE LIMITED**  
**BALANCE SHEET AS AT 31 MARCH 2018**  
(Amount in Rupees, unless otherwise stated)

	Notes	As at 31 March 2018	As at 31 March 2017
<b>ASSETS</b>			
<b>Current assets</b>			
Inventories	4	243,121,924	243,121,924
Financial assets			
Cash and cash equivalents	5	17,680	5,024
Other current assets	6	-	-
<b>Total Assets</b>		<b>243,139,604</b>	<b>243,126,948</b>
<b>EQUITY AND LIABILITIES</b>			
<b>Equity</b>			
Equity share capital	7	100,000	100,000
Other equity	8	(260,741)	(251,619)
<b>Total equity</b>		<b>(160,741)</b>	<b>(151,619)</b>
<b>LIABILITIES</b>			
<b>Current liabilities</b>			
Financial liabilities			
Trade payables	9	5,307	9,197
Other current liabilities	10	243,295,038	243,269,370
Provisions	11	-	-
<b>Total liabilities</b>		<b>243,300,345</b>	<b>243,278,567</b>
<b>Total Equity and Liabilities</b>		<b>243,139,604</b>	<b>243,126,948</b>
Summary of significant accounting policies	3		

The accompanying notes are an integral part of the financial statements.

As per our report of even date


For MNV & CO.  
Firm Reg. No.: 023682N  
Chartered Accountants

Vikrant Suri  
Partner  
Membership No. 505887



For and on behalf of the Board of Directors of  
**TRAWLER PROPERTIES PRIVATE LIMITED**

  
**Rohit Rampal**  
Director  
DIN-08129550

  
**Ravi Sinha**  
Director  
DIN-00457329

Place : New Delhi  
Date : 9-May-2018



**TRAWLER PROPERTIES PRIVATE LIMITED**  
**STATEMENT OF PROFIT AND LOSS FOR THE YEAR ENDED 31 MARCH 2018**  
(Amount in Rupees, unless otherwise stated)

Particulars	Notes	31 March 2018	31 March 2017
Revenue		-	-
<b>Total Income</b>		-	-
<b>EXPENSES</b>			
Other expenses	12	9,063	11,071
Finance costs	13	59	115
<b>Total Expenses</b>		9,122	11,186
<b>Profit/(Loss) before tax</b>		(9,122)	(11,186)
<b>Tax expense:</b>			
Current tax		-	-
<b>Profit/(Loss) for the year</b>		(9,122)	(11,186)
Other comprehensive income		-	-
<b>Total other comprehensive income for the year, net of tax</b>		-	-
<b>Total comprehensive income/(loss) for the year, net of tax</b>		(9,122)	(11,186)
<b>Earnings per equity share:</b>	14		
(1) Basic		(0.91)	(1.12)
(2) Diluted		(0.91)	(1.12)

Summary of significant accounting policies

3

The accompanying notes are an integral part of the financial statements.

As per our report of even date

For MNV & CO.  
Firm Reg. No.: 023682N  
Chartered Accountants

Vijayant Suri  
Partner  
Membership No.: 505887



For and on behalf of the Board of Directors of  
**TRAWLER PROPERTIES PRIVATE LIMITED**

  
**Rohit Rampal**  
Director  
DIN-08129550

  
**Ravi Sinha**  
Director  
DIN-00457329

Place : New Delhi  
Date : 9-May-2018

**TRIAD PROPERTIES PRIVATE LIMITED**  
**BALANCE SHEET AS AT 31 MARCH 2018**  
(Amount in Rupees, unless otherwise stated)

	Notes	As at 31 March 2018	As at 31 March 2017
<b>ASSETS</b>			
<b>Current assets</b>			
Inventories	4	49,667,572	49,667,572
Financial assets			
Cash and cash equivalents	5	16,376	2,672
Other current assets	6	-	-
<b>Total Assets</b>		<b>49,683,948</b>	<b>49,670,244</b>
<b>EQUITY AND LIABILITIES</b>			
<b>Equity</b>			
Equity share capital	7	100,000	100,000
Other equity	8		
Retained Earnings		(610,483)	(597,465)
<b>Total equity</b>		<b>(510,483)</b>	<b>(497,465)</b>
<b>LIABILITIES</b>			
<b>Current liabilities</b>			
Financial liabilities			
Trade payables	9	5,310	5,750
Other current liabilities	10	50,189,121	50,161,959
<b>Total liabilities</b>		<b>50,194,431</b>	<b>50,167,709</b>
<b>Total Equity and Liabilities</b>		<b>49,683,948</b>	<b>49,670,244</b>
Summary of significant accounting policies	3		

The accompanying notes are an integral part of the financial statements.

As per our report of even date

For Rajesh & Ajay  
Firm registration No : 009977N  
Chartered Accountants

  
Ajay Sachdeva  
Partner  
Membership No: 084302

Place : New Delhi  
Date : 9 May 2018

For and on behalf of the Board of Directors of  
**TRIAD PROPERTIES PRIVATE LIMITED**

  
V. Radha Krishna  
Vazhakkate Radha Krishna  
Director  
DIN- 05268278

  
Rohit Rampal  
Director  
DIN- 08129550



**TRIAD PROPERTIES PRIVATE LIMITED**  
**STATEMENT OF PROFIT AND LOSS FOR THE YEAR ENDED 31 MARCH 2018**  
(Amount in Rupees, unless otherwise stated)

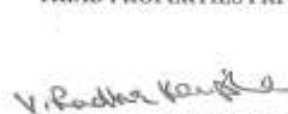
Particulars	Notes	31 March 2018	31 March 2017
Revenue		-	-
Total Income (I)		-	-
<b>EXPENSES</b>			
Finance costs	11	1,773	1,515
Other expenses	12	11,245	8,850
Total Expenses (II)		13,018	10,365
Profit/(Loss) before tax from continuing operations (I-II)		(13,018)	(10,365)
Tax expense:			
Current Tax		-	-
Profit/(Loss) for the year from continuing operations		(13,018)	(10,365)
Other Comprehensive Income		-	-
Total other comprehensive income for the year, net of tax		-	-
Total comprehensive income/(loss) for the year, net of tax		(13,018)	(10,365)
Earnings per equity share (computed on the basis of profit/(loss) for the year):	13		
(1) Basic		(1.30)	(1.04)
(2) Diluted		(1.30)	(1.04)
Summary of significant accounting policies	3		

The accompanying notes are an integral part of the financial statements.

As per our report of even date

For Rajeev & Ajay  
Firm registration No : 009977N  
Chartered Accountants  
  
Ajay Sachdeva  
Partner  
Membership No. 084302

For and on behalf of the Board of Directors of  
**TRIAD PROPERTIES PRIVATE LIMITED**

  
V. Radha Krishna  
Director  
DIN- 05268278

  
Rohit Rampal  
Director  
DIN- 08129550

Place : New Delhi  
Date : 9 May 2018

**TRUE VALUE BUILD-CON PRIVATE LIMITED**  
**STANDALONE BALANCE SHEET AS AT 31 MARCH 2018**  
(Amount in Rupees, unless otherwise stated)

	Notes	As at 31 March 2018	As at 31 March 2017
<b>ASSETS</b>			
<b>Non-current assets</b>			
Financial Assets			
Investments	4	200,000	200,000
		<u>200,000</u>	<u>200,000</u>
<b>Current assets</b>			
Financial assets			
Cash and cash equivalents	5	17,908	12,479
Other current assets	6	-	-
		<u>17,908</u>	<u>12,479</u>
<b>Total Assets</b>		<u><b>217,908</b></u>	<u><b>212,479</b></u>
<b>EQUITY AND LIABILITIES</b>			
<b>Equity</b>			
Equity share capital	7	102,000	102,000
Other equity	8		
Retained Earnings		(906,797)	(896,500)
<b>Total equity</b>		<u>(804,797)</u>	<u>(794,500)</u>
<b>LIABILITIES</b>			
<b>Current liabilities</b>			
Financial liabilities			
Trade payables	9	5,310	11,500
Other current liabilities	10	1,017,395	995,479
<b>Total liabilities</b>		<u>1,022,705</u>	<u>1,006,979</u>
<b>Total Equity and Liabilities</b>		<u><b>217,908</b></u>	<u><b>212,479</b></u>

Summary of significant accounting policies

3

The accompanying notes are an integral part of the financial statements.

As per our report of even date

For MNV & CO.  
Firm Reg. No.: 023682N  
Chartered Accountants

Vikrant Suri  
Partner  
Membership No.: 505887

Place : New Delhi  
Date : 9-May-2018

For and on behalf of the Board of Directors of  
**TRUE VALUE BUILD-CON PRIVATE LIMITED**

Rohit Rampal  
Director  
DIN-08129550

Nikhil Srivastava  
Director  
DIN-08077388

TRUE VALUE BUILD-CON PRIVATE LIMITED  
STANDALONE STATEMENT OF PROFIT AND LOSS FOR THE YEAR ENDED 31 MARCH 2018  
(Amount in Rupees, unless otherwise stated)

Particulars	Notes	31 March 2018	31 March 2017
Other Income	11	-	300
<b>Total Income</b>		<b>-</b>	<b>300</b>
<b>EXPENSES</b>			
Other expenses	12	10,208	7,850
Finance costs	13	89	115
<b>Total Expenses</b>		<b>10,297</b>	<b>7,965</b>
<b>Profit/(Loss) before tax</b>		<b>(10,297)</b>	<b>(7,665)</b>
<b>Tax expense:</b>			
Current tax		-	-
<b>Profit/(Loss) for the year</b>		<b>(10,297)</b>	<b>(7,665)</b>
Other comprehensive income		-	-
<b>Total other comprehensive income for the year, net of tax</b>		<b>-</b>	<b>-</b>
<b>Total comprehensive income/(loss) for the year, net of tax</b>		<b>(10,297)</b>	<b>(7,665)</b>
<b>Earnings per equity share:</b>	14		
(1) Basic		(1.01)	(0.75)
(2) Diluted		(1.01)	(0.75)

Summary of significant accounting policies 3

The accompanying notes are an integral part of the financial statements.

As per our report of even date

For MNV & CO.  
Firm Reg. No.: 023682N  
Chartered Accountants

  
**Vilrants Suri**  
Partner  
Membership No.: 505887

Place : New Delhi  
Date : 9-May-2018

For and on behalf of the Board of Directors of  
**TRUE VALUE BUILD-CON PRIVATE LIMITED**

  
**Rohit Rampal**  
Director  
DIN-08129550

  
**Nikhil Srivastava**  
Director  
DIN-08077388

**TUSHAR PROJECTS PRIVATE LIMITED**  
**BALANCE SHEET AS AT 31 MARCH 2018**  
(Amount in Rupees, unless otherwise stated)

	Notes	As at 31 March 2018	As at 31 March 2017
<b>ASSETS</b>			
<b>Current assets</b>			
Inventories	4	54,933,436	54,933,436
Financial assets			
Cash and cash equivalents	5	18,221	7,003
Other current assets	6	-	-
<b>Total Assets</b>		<b>54,951,657</b>	<b>54,940,439</b>
<b>EQUITY AND LIABILITIES</b>			
<b>Equity</b>			
Equity share capital	7	100,000	100,000
Other equity	8		
Retained Earnings		(979,821)	(971,225)
<b>Total equity</b>		<b>(879,821)</b>	<b>(871,225)</b>
<b>LIABILITIES</b>			
<b>Current liabilities</b>			
Financial liabilities			
Trade payables	9	5,311	5,751
Other current liabilities	10	55,826,167	55,805,913
<b>Total liabilities</b>		<b>55,831,478</b>	<b>55,811,664</b>
<b>Total Equity and Liabilities</b>		<b>54,951,657</b>	<b>54,940,439</b>

Summary of significant accounting policies 3

The accompanying notes are an integral part of the financial statements.

As per our report of even date

For MNV & CO.  
Firm Reg. No.: 023682N  
Chartered Accountants

  
**Vikrant Suri**  
Partner  
Membership No.: 505887

Place : New Delhi  
Date : 9-May-2018

For and on behalf of the Board of Directors of  
**TUSHAR PROJECTS PRIVATE LIMITED**

  
**Jai Vikas Verma**  
Director  
DIN-07560019

  
**Akshat Maheshwari**  
Director  
DIN-07504909

**TUSHAR PROJECTS PRIVATE LIMITED**  
**STATEMENT OF PROFIT AND LOSS FOR THE YEAR ENDED 31 MARCH 2018**  
(Amount in Rupees, unless otherwise stated)

Particulars	Notes	31 March 2018	31 March 2017
Revenue		-	-
<b>Total Income</b>		-	-
<b>EXPENSES</b>			
Other expenses	11	8,537	14,795
Finance costs	12	59	115
<b>Total Expenses</b>		8,596	14,910
<b>Profit/(Loss) before tax</b>		(8,596)	(14,910)
Tax expense:			
Current tax		-	-
<b>Profit/(Loss) for the year</b>		(8,596)	(14,910)
Other comprehensive income		-	-
<b>Total other comprehensive income for the year, net of tax</b>		-	-
<b>Total comprehensive income/(loss) for the year, net of tax</b>		(8,596)	(14,910)
<b>Earnings per equity share:</b>	13		
(1) Basic		(0.86)	(1.49)
(2) Diluted		(0.86)	(1.49)

Summary of significant accounting policies 3

The accompanying notes are an integral part of the financial statements.

As per our report of even date

For MNV & CO.  
Firm Reg. No: 023682N  
Chartered Accountants.

Vikrant Suri  
Partner  
Membership No.: 505887

Place : New Delhi  
Date : 9-May-2018

For and on behalf of the Board of Directors of  
**TUSHAR PROJECTS PRIVATE LIMITED**

J. Viraj  
Jairaj Vikas Verma  
Director  
DIN-07560019

Akshat  
Akshat Maheshwari  
Director  
DIN-07504909



UTKARSH BUILDCON PRIVATE LIMITED  
STANDALONE BALANCE SHEET AS AT 31 MARCH 2018  
(Amount in Rupees, unless otherwise stated)

**ASSETS**  
Non-current assets  
Financial Assets  
Investments

Current assets  
Inventories  
Financial assets  
Cash and cash equivalents  
Other bank balances  
Other financial assets  
Other current assets

**Total Assets**

**EQUITY AND LIABILITIES**

Equity  
Equity share capital  
Other equity  
Retained Earnings  
Total equity

**LIABILITIES**

Current liabilities  
Financial liabilities  
Trade payables  
Other current liabilities  
Total liabilities

**Total Equity and Liabilities**

**Summary of significant accounting policies**

The accompanying notes are an integral part of the financial statements.

As per our report of even date

For MNY & CO.

Firm Reg. No.: 023682N  
Chartered Accountants

Vijayant Suri  
Partner  
Membership No.: 305887

Place: New Delhi  
Date: 9-May-2018

Notes	As at 31 March 2018	As at 31 March 2017
4	200,000	200,000
	<b>200,000</b>	<b>200,000</b>
5	202,724,168	202,848,370
6	16,020	13,082
7	759,704	759,704
8	14,394,130	74,034,996
9	272,291	1,705,123
	<b>218,166,413</b>	<b>279,361,277</b>
	<b>218,366,413</b>	<b>279,561,277</b>
10	100,000	100,000
11	6,311,095	6,864,139
	<b>6,411,096</b>	<b>6,964,139</b>
12	4,302,660	5,108,849
13	206,652,667	267,288,289
	<b>211,955,327</b>	<b>272,497,138</b>
	<b>218,366,413</b>	<b>279,561,277</b>

3

For and on behalf of the Board of Directors of  
UTKARSH BUILDCON PRIVATE LIMITED

Vivek Singh  
Director  
DIN-03466774

Chandan Singh  
Director  
DIN-08129090

**UTKARSH BUILDCON PRIVATE LIMITED**  
**STANDALONE STATEMENT OF PROFIT AND LOSS FOR THE YEAR ENDED 31 MARCH 2018**  
(Amount in Rupees, unless otherwise stated)

Particulars	Notes	31 March 2018	31 March 2017
Other Income	14	180,699	79,483
<b>Total Income</b>		<b>180,699</b>	<b>79,483</b>
<b>EXPENSES</b>			
Other expenses	15	733,610	90,592
Finance costs	16	142	10,983
<b>Total Expenses</b>		<b>733,752</b>	<b>101,575</b>
<b>Profit/(Loss) before tax</b>		<b>(553,053)</b>	<b>(22,092)</b>
Tax expense:			
Current tax		(553,053)	(22,092)
<b>Profit/(Loss) for the year</b>		<b>-</b>	<b>-</b>
Other comprehensive income		-	-
<b>Total other comprehensive income for the year, net of tax</b>		<b>-</b>	<b>-</b>
<b>Total comprehensive income/(loss) for the year, net of tax</b>		<b>(553,053)</b>	<b>(22,092)</b>
<b>Earnings per equity share:</b>	17		
(1) Basic		(55.31)	(2.21)
(2) Diluted		(55.31)	(2.21)
<b>Summary of significant accounting policies</b>	3		

The accompanying notes are an integral part of the financial statements.

As per our report of even date

For MNY & CO.

Firm Reg. No. 021682N

Chartered Accountants

  
**Vivek Suri**  
Partner  
Membership No. - 203883

Place : New Delhi

Date : 9-May-2018

For and on behalf of the Board of Directors of  
**UTKARSH BUILDCON PRIVATE LIMITED**

  
**Chandan Singh**  
Director  
DIN-08129080

  
**Vivek Singh**  
Director  
DIN-0346677

**VERSATILE CONBUILD PRIVATE LIMITED**  
**BALANCE SHEET AS AT 31 MARCH 2018**  
(Amount in Rupees, unless otherwise stated)

	Notes	As at 31 March 2018	As at 31 March 2017
<b>ASSETS</b>			
<b>Non-current assets</b>			
Financial Assets			
Investments	4	10,200,000	10,200,000
		<u>10,200,000</u>	<u>10,200,000</u>
<b>Current assets</b>			
Financial assets			
Cash and cash equivalents	5	20,617	14,056
		<u>20,617</u>	<u>14,056</u>
<b>Total Assets</b>		<u><b>10,220,617</b></u>	<u><b>10,214,056</b></u>
<b>EQUITY AND LIABILITIES</b>			
<b>Equity</b>			
Equity share capital	6	100,000	100,000
Other equity	7		
Retained earnings		(119,210)	(92,253)
<b>Total equity</b>		<u>(19,210)</u>	<u>7,747</u>
<b>LIABILITIES</b>			
<b>Current liabilities</b>			
Financial liabilities			
Trade payables	8	5,310	11,500
Other current liabilities	9	10,234,517	10,194,809
<b>Total liabilities</b>		<u>10,239,827</u>	<u>10,206,309</u>
<b>Total Equity and Liabilities</b>		<u><b>10,220,617</b></u>	<u><b>10,214,056</b></u>

Summary of significant accounting policies 3

The accompanying notes are an integral part of the financial statements.

As per our report of even date

For Rajeev & Ajay  
Firm registration No : 009977N  
Chartered Accountants  
  
Ajay Sachdeva  
Partner  
Membership No. : 084302

For and on behalf of the Board of Directors of  
VERSATILE CONBUILD PRIVATE LIMITED

  
Vikas Garg  
Director  
DIN-05267799

  
Tarun Sejwal  
Director  
DIN-08116146

Place : New Delhi  
Date : 9 May 2018

**VERSATILE CONBUILD PRIVATE LIMITED**  
**STATEMENT OF PROFIT AND LOSS FOR THE YEAR ENDED 31 MARCH 2018**  
(Amount in Rupees, unless otherwise stated)

Particulars	Notes	31 March 2018	31 March 2017
Revenue		-	-
<b>Total Income (I)</b>		-	-
<b>EXPENSES</b>			
Finance costs	10	89	186
Other expenses	11	26,868	6,723
<b>Total Expenses (II)</b>		<b>26,957</b>	<b>6,909</b>
<b>Profit/(Loss) before tax from continuing operations (I-II)</b>		<b>(26,957)</b>	<b>(6,909)</b>
<b>Tax expense:</b>			
Current Tax		-	-
<b>Profit/(Loss) before tax from continuing operations (I-II)</b>		<b>(26,957)</b>	<b>(6,909)</b>
<b>Other Comprehensive Income</b>		-	-
<b>Total other comprehensive income for the year, net of tax</b>		-	-
<b>Total comprehensive income/(loss) for the year, net of tax</b>		<b>(26,957)</b>	<b>(6,909)</b>
Earnings per equity share (computed on the basis of profit/(loss) for the year):	12		
(1) Basic		(2.70)	(0.69)
(2) Diluted		(2.70)	(0.69)

**Summary of significant accounting policies**

**3**

The accompanying notes are an integral part of the financial statements.

As per our report of even date

For Rajeev & Ajay  
Firm registration No : 009977N  
Chartered Accountants

Ajay Sachdeva  
Partner  
Membership No : 084302

For and on behalf of the Board of Directors of  
**VERSATILE CONBUILD PRIVATE LIMITED**

Vikas Garg  
Director  
DIN-05267799

Farun Sejwal  
Director  
DIN-08116146

Place : New Delhi  
Date : 9 May 2018


**VIRASAT BUILDCON PRIVATE LIMITED**  
**BALANCE SHEET AS AT 31 MARCH 2018**  
(Amount in Rupees, unless otherwise stated)

	Notes	As at 31 March 2018	As at 31 March 2017
<b>ASSETS</b>			
<b>Current assets</b>			
Financial assets			
Cash and cash equivalents	4	18,954	387,359
Other financial assets	5	358,466	-
Other current assets	6	-	67,215
<b>Total Assets</b>		<b>377,420</b>	<b>454,574</b>
<b>EQUITY AND LIABILITIES</b>			
<b>Equity</b>			
Equity share capital	7	1,000,000	1,000,000
Other equity	8	(628,480)	(551,176)
<b>Total equity</b>		<b>371,520</b>	<b>448,824</b>
<b>LIABILITIES</b>			
<b>Current liabilities</b>			
Financial liabilities			
Trade payables	9	5,310	5,750
Other current liabilities	10	590	-
<b>Total liabilities</b>		<b>5,900</b>	<b>5,750</b>
<b>Total Equity and Liabilities</b>		<b>377,420</b>	<b>454,574</b>
Summary of significant accounting policies	3		

The accompanying notes are an integral part of the financial statements.

As per our report of even date


For MNV & CO.  
Firm Reg. No.: 023682N  
Chartered Accountants

  
**Vikramt Suri**  
Partner  
Membership No.: 505887

Place : New Delhi  
Date : 9-May-2018

For and on behalf of the Board of Directors of  
**VIRASAT BUILDCON PRIVATE LIMITED**

  
**Krishna Kant Kumar**  
Director  
DIN- 07108942

  
**Firoz Ahmed Khan**  
Director  
DIN-07158432

**VIRASAT BUILDCON PRIVATE LIMITED**  
**STATEMENT OF PROFIT AND LOSS FOR THE YEAR ENDED 31 MARCH 2018**  
(Amount in Rupees, unless otherwise stated)

Particulars	Notes	31 March 2018	31 March 2017
Revenue		-	-
<b>Total Income</b>		-	-
<b>EXPENSES</b>			
Other expenses	11	77,215	7,825
Finance costs	12	89	-
<b>Total Expenses</b>		77,304	7,825
<b>Profit/(Loss) before tax</b>		(77,304)	(7,825)
<b>Tax expense:</b>			
Current tax		-	-
<b>Profit/(Loss) for the year</b>		(77,304)	(7,825)
Other comprehensive income		-	-
<b>Total other comprehensive income for the year, net of tax</b>		-	-
<b>Total comprehensive income/(loss) for the year, net of tax</b>		(77,304)	(7,825)
<b>Earnings per equity share:</b>	13		
(1) Basic		(0.77)	(0.08)
(2) Diluted		(0.77)	(0.08)

Summary of significant accounting policies

3

The accompanying notes are an integral part of the financial statements.

As per our report of even date

For MNV & CO.  
Firm Reg. No.: 023682N  
Chartered Accountants

Vikrant Suri  
Partner  
Membership No.: 505887



For and on behalf of the Board of Directors of  
**VIRASAT BUILDCON PRIVATE LIMITED**

Krishna Kant Kumar  
Director  
DIN- 07108942

Firoz Ahmed Khan  
Director  
DIN-07158432


Place : New Delhi  
Date : 9-May-2018

**VITALITY CONBUILD PRIVATE LIMITED**  
**BALANCE SHEET AS AT 31 MARCH 2018**  
(Amount in Rupees, unless otherwise stated)

	Notes	As at 31 March 2018	As at 31 March 2017
<b>ASSETS</b>			
<b>Current assets</b>			
Financial assets			
Cash and cash equivalents	4	10	7,319
<b>Total Assets</b>		<b>10</b>	<b>7,319</b>
<b>EQUITY AND LIABILITIES</b>			
<b>Equity</b>			
Equity share capital	5	100,000	100,000
Other equity	6		
Retained earnings		(433,576)	(406,309)
<b>Total equity</b>		<b>(333,576)</b>	<b>(306,309)</b>
<b>LIABILITIES</b>			
<b>Current liabilities</b>			
Financial liabilities			
Trade payables	7	5,004	5,444
Other current liabilities	8	328,582	308,184
<b>Total liabilities</b>		<b>333,586</b>	<b>313,628</b>
<b>Total Equity and Liabilities</b>		<b>10</b>	<b>7,319</b>
<b>Summary of significant accounting policies</b>	3		


The accompanying notes are an integral part of the financial statements.

As per our report of even date

For Rajeev & Ajay  
Firm registration No : 009977N  
Chartered Accountants  
  
Ajay Sachdeva  
Partner  
Membership No. : 084302

For and on behalf of the Board of Directors of  
**VITALITY CONBUILD PRIVATE LIMITED**

  
Pendyala Srinukumar  
Director  
DIN- 08129146

  
Aseem Kalra  
Director  
DIN- 03048820

Place : New Delhi  
Date : 9 May 2018

**VITALITY CONBUILD PRIVATE LIMITED**  
**STATEMENT OF PROFIT AND LOSS FOR THE YEAR ENDED 31 MARCH 2018**  
(Amount in Rupees, unless otherwise stated)

Particulars	Notes	31 March 2018	31 March 2017
Revenue		-	-
<b>Total Income (I)</b>		-	-
<b>EXPENSES</b>			
Finance costs	9	89	115
Other expenses	10	27,178	7,005
<b>Total Expenses (II)</b>		<b>27,267</b>	<b>7,120</b>
<b>Profit/(Loss) before tax from continuing operations (I-II)</b>		<b>(27,267)</b>	<b>(7,120)</b>
Tax expense			
Current tax		-	-
<b>Profit/(Loss) for the year from continuing operations</b>		<b>(27,267)</b>	<b>(7,120)</b>
<b>Other Comprehensive Income</b>		-	-
<b>Total other comprehensive income for the year, net of tax</b>		-	-
<b>Total comprehensive income/(loss) for the year, net of tax</b>		<b>(27,267)</b>	<b>(7,120)</b>
Earnings per equity share (computed on the basis of profit/(loss) for the year):	11		
(1) Basic		(2.73)	(0.71)
(2) Diluted		(2.73)	(0.71)
<b>Summary of significant accounting policies</b>	3		

The accompanying notes are an integral part of the financial statements.

As per our report of even date

For Rajeev & Ajay  
Firm registration No : 009977N  
Chartered Accountants

  
Ajay Sachdeva  
Partner  
Membership No. : 084302

For and on behalf of the Board of Directors of  
**VITALITY CONBUILD PRIVATE LIMITED**

  
Pendyala Srinukumar  
Director  
DIN- 08129146

  
Aseem Kalia  
Director  
DIN- 03048820

Place : New Delhi  
Date : 9 May 2018



**VPG Developers Private limited**  
**BALANCE SHEET AS AT 31 MARCH 2018**  
(Amount in Rupees, unless otherwise stated)

	Notes	As at 31 March 2018	As at 31 March 2017
<b>ASSETS</b>			
<b>Current assets</b>			
Inventories	4	470,654	470,654
Financial assets			
Cash and cash equivalents	5	70,301	68,135
Other current assets	6	30,650	75,939
<b>Total Assets</b>		<b>571,605</b>	<b>614,728</b>
<b>EQUITY AND LIABILITIES</b>			
<b>Equity</b>			
Equity share capital	7	100,000	100,000
Other equity	8	(6,003,847)	(4,883,840)
<b>Total equity</b>		<b>(5,903,847)</b>	<b>(4,783,840)</b>
<b>LIABILITIES</b>			
<b>Current liabilities</b>			
Financial liabilities			
Trade payables	9	743,972	166,909
Other current liabilities	10	5,731,480	5,231,659
<b>Total liabilities</b>		<b>6,475,452</b>	<b>5,398,568</b>
<b>Total Equity and Liabilities</b>		<b>571,605</b>	<b>614,728</b>

Summary of significant accounting policies

The accompanying notes are an integral part of the financial statements.

As per our report of even date

**For MNV & CO.**  
Firm Reg. No.: 023682N  
Chartered Accountants

  
**Vikrant Suri**  
Partner  
  
Membership No.: 505887

Place : New Delhi  
Date : 9-May-2018

For and on behalf of the Board of Directors of  
**VPG Developers Private limited**

  
**Tarun Sejwal**  
Director  
DIN-08116146

  
**Chandan Singh**  
Director  
DIN-08129090

VPG Developers Private limited  
**STATEMENT OF PROFIT AND LOSS FOR THE YEAR ENDED 31 MARCH 2018**  
(Amount in Rupees, unless otherwise stated)

Particulars	Notes	31 March 2018	31 March 2017
Revenue		-	-
<b>Total Income</b>		-	-
<b>EXPENSES</b>			
Other expenses	11	1,119,606	955,641
Finance costs	12	401	166
<b>Total Expenses</b>		<b>1,120,007</b>	<b>955,807</b>
<b>Profit/(Loss) before tax</b>		<b>(1,120,007)</b>	<b>(955,807)</b>
<b>Tax expense:</b>			
Current tax		-	-
<b>Profit/(Loss) for the year</b>		<b>(1,120,007)</b>	<b>(955,807)</b>
Other comprehensive income		-	-
<b>Total other comprehensive income/(loss) for the year, net of tax</b>		<b>-</b>	<b>-</b>
<b>Total comprehensive income/(loss) for the year, net of tax</b>		<b>(1,120,007)</b>	<b>(955,807)</b>
<b>Earnings per equity share:</b>	13		
(1) Basic		(112.00)	(95.58)
(2) Diluted		(112.00)	(95.58)

Summary of significant accounting policies

The accompanying notes are an integral part of the financial statements.

As per our report of even date

For MNV & CO.  
Firm Reg. No.: 023682N  
Chartered Accountants

  
**Vikrant Suri**  
Partner  
Membership No.: 505887

For and on behalf of the Board of Directors of  
**VPG Developers Private limited**

  
**Tarun Sejwal**  
Director  
DIN-08116146

  
**Chandan Singh**  
Director  
DIN-08129090

Place : New Delhi  
Date : 9-May-2018

**WAIF PROPBUILD PRIVATE LIMITED**  
**BALANCE SHEET AS AT 31 MARCH 2018**  
(Amount in Rupees, unless otherwise stated)

	Notes	As at 31 March 2018	As at 31 March 2017
<b>ASSETS</b>			
<b>Current assets</b>			
Financial assets			
Cash and cash equivalents	4	18,833	7,445
<b>Total Assets</b>		<b>18,833</b>	<b>7,445</b>
<b>EQUITY AND LIABILITIES</b>			
<b>Equity</b>			
Equity share capital	5	100,000	100,000
Other equity	6	(271,071)	(261,606)
<b>Total equity</b>		<b>(171,071)</b>	<b>(161,606)</b>
<b>LIABILITIES</b>			
<b>Current liabilities</b>			
Financial liabilities			
Trade payables	7	5,311	5,751
Other current liabilities	8	184,593	163,300
<b>Total liabilities</b>		<b>189,904</b>	<b>169,051</b>
<b>Total Equity and Liabilities</b>		<b>18,833</b>	<b>7,445</b>

Summary of significant accounting policies

3

The accompanying notes are an integral part of the financial statements.

As per our report of even date

For MNV & CO.

Firm Reg. No.: 023682N

Chartered Accountants

Vikrant Suri

Partner

Membership No.: 505887

Place : New Delhi

Date : 9-May-2018

For and on behalf of the Board of Directors of  
**WAIF PROPBUILD PRIVATE LIMITED**

Akshat Maheshwari

Director

DIN- 07504909

Satish Kumar Goyal

Director

DIN-06520570

**WAIF PROPBUILD PRIVATE LIMITED**  
**STATEMENT OF PROFIT AND LOSS FOR THE YEAR ENDED 31 MARCH 2018**  
(Amount in Rupees, unless otherwise stated)

Particulars	Notes	31 March 2018	31 March 2017
Revenue		-	-
<b>Total Income</b>		-	-
<b>EXPENSES</b>			
Other expenses	9	9,376	7,169
Finance costs	10	89	115
<b>Total Expenses</b>		9,465	7,284
<b>Profit/(Loss) before tax</b>		(9,465)	(7,284)
Tax expense:			
Current tax		-	-
<b>Profit/(Loss) for the year</b>		(9,465)	(7,284)
Other comprehensive income		-	-
<b>Total other comprehensive income for the year, net of tax</b>		-	-
<b>Total comprehensive income/(loss) for the year, net of tax</b>		(9,465)	(7,284)
<b>Earnings per equity share:</b>	11		
(1) Basic		(0.95)	(0.73)
(2) Diluted		(0.95)	(0.73)

Summary of significant accounting policies 3

The accompanying notes are an integral part of the financial statements.

As per our report of even date

For MNV & CO.  
Firm Reg. No.: 023682N  
Chartered Accountants

  
Vikramt Suri  
Partner  
Membership No.: 505887

Place : New Delhi  
Date : 9-May-2018

For and on behalf of the Board of Directors of  
**WAIF PROPBUILD PRIVATE LIMITED**

  
Alishat Maheshwari  
Director  
DIN- 07504909

  
Satish Kumar Goyal  
Director  
DIN-06520570

# Wedge Properties Private Limited

Balance Sheet as At 31 March 2018

(Amount in Rupees, unless otherwise stated)

	Notes	As at 31 March 2018	As at 31 March 2017
<b>ASSETS</b>			
<b>Current assets</b>			
Inventories	4	48,803,517	91,266,368
Financial assets			
Cash and cash equivalents	5	43,456	5,657,476
Other financial assets	6	120,000	120,000
<b>Total Assets</b>		<b>48,966,973</b>	<b>97,043,844</b>
<b>EQUITY AND LIABILITIES</b>			
<b>Equity</b>			
Equity share capital	7	100,000	100,000
Other equity	8	(182,674)	(156,556)
<b>Total equity</b>		<b>(82,674)</b>	<b>(56,556)</b>
<b>LIABILITIES</b>			
<b>Current liabilities</b>			
Financial liabilities			
Trade payables	9	48,267,646	95,822,401
Other current liabilities	10	782,001	1,277,999
<b>Total liabilities</b>		<b>49,049,647</b>	<b>97,100,400</b>
<b>Total Equity and Liabilities</b>		<b>48,966,973</b>	<b>97,043,844</b>

Summary of significant accounting policies

3

The accompanying notes are an integral part of the financial statements.

As per our report of even date

For Jain Jindal & Co.

Firm registration No : 025817N

Chartered Accountants

*Vikash Lath*

Vikash Lath

Partner

Membership No. : 514103

Place : Gurugram

Date : 9/5/2018



For and on behalf of the Board of Directors of  
Wedge Properties Private Limited

*Tarun Chadha*  
Tarun Chadha  
Director  
DIN-07109007

*Lalan Prasad Singh*  
Lalan Prasad Singh  
Director  
DIN-08129091



**Wedge Properties Private Limited**

Statement of Profit and Loss for the Year ended 31 March 2018

(Amount in Rupees, unless otherwise stated)

	Notes	31 March 2018	31 March 2017
<b>REVENUE</b>			
Revenue		-	-
Total Income		-	-
<b>EXPENSES</b>			
Finance costs	11	16,740	1,865
Other expenses	12	9,378	7,210
Total Expenses		26,118	9,075
Profit/(Loss) before tax		(26,118)	(9,075)
Tax expense:			
Current tax		-	-
Profit/(Loss) for the year from continuing operations		(26,118)	(9,075)
Other comprehensive income		-	-
Total other comprehensive income for the year, net of tax		-	-
Total comprehensive income/(loss) for the year, net of tax		(26,118)	(9,075)
Earnings per equity share:	13		
(1) Basic		(2.61)	(0.91)
(2) Diluted		(2.61)	(0.91)

Summary of significant accounting policies 3

The accompanying notes are an integral part of the financial statements.

As per our report of even date

For Jain Jindal & Co.  
Firm registration No : 025817N  
Chartered Accountants

*Vikash Lath*  
Vikash Lath  
Partner  
Membership No. : 514103

Place : Gurugram  
Date : 21/5/2018



For and on behalf of the Board of Directors of  
Wedge Properties Private Limited

*Tarun Chaudha*  
Tarun Chaudha  
Director  
DIN-07109007

*Lalan Prasad Singh*  
Lalan Prasad Singh  
Director  
DIN-08129091



**WEMBLEY ESTATES PRIVATE LIMITED**  
**BALANCE SHEET AS AT 31 MARCH 2018**  
(Amount in Rupees, unless otherwise stated)


	Notes	As at 31 March 2018	As at 31 March 2017
<b>ASSETS</b>			
Current assets			
Financial assets			
Cash and cash equivalents	4	21,442	45,540
<b>Total Assets</b>		<b>21,442</b>	<b>45,540</b>
<b>EQUITY AND LIABILITIES</b>			
Equity			
Equity share capital	5	1,000,000	1,000,000
Other equity	6		
Retained earnings		(1,007,058)	(980,210)
<b>Total equity</b>		<b>(7,058)</b>	<b>19,790</b>
<b>LIABILITIES</b>			
Current liabilities			
Financial liabilities			
Trade payables	7	5,310	5,750
Other current liabilities	8	23,190	20,000
<b>Total liabilities</b>		<b>28,500</b>	<b>25,750</b>
<b>Total Equity and Liabilities</b>		<b>21,442</b>	<b>45,540</b>
Summary of significant accounting policies	3		

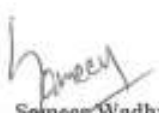
The accompanying notes are an integral part of the financial statements.

As per our report of even date

For Rajeev & Ajay  
Firm registration No : 009977N  
Chartered Accountants  
  
Ajay Sachdeva  
Partner  
Membership No. : 084302

For and on behalf of the Board of Directors of  
**WEMBLEY ESTATES PRIVATE LIMITED**

  
Pendyala Srinukumar  
Director  
DIN-08129146

  
Sameer Wadhwa  
Director  
DIN-08129144

Place : New Delhi  
Date : 9 May 2018

WEMBLEY ESTATES PRIVATE LIMITED  
STATEMENT OF PROFIT AND LOSS FOR THE YEAR ENDED 31 MARCH 2018  
(Amount in Rupees, unless otherwise stated)

Particulars	Notes	31 March 2018	31 March 2017
Revenue		-	-
Total Income (I)		-	-
<b>EXPENSES</b>			
Finance costs	9	89	58
Other expenses	10	26,759	11,618
Total Expenses (II)		26,848	11,676
Profit/(Loss) before tax from continuing operations (I-II)		(26,848)	(11,676)
Tax expense:			
Current Tax		-	-
Profit/(Loss) for the year from continuing operations		(26,848)	(11,676)
Other Comprehensive Income		-	-
Total other comprehensive income for the year, net of tax		-	-
Total comprehensive income/(loss) for the year, net of tax		(26,848)	(11,676)
Earnings per equity share (computed on the basis of profit/(loss) for the year):	11		
(1) Basic		(0.27)	(0.12)
(2) Diluted		(0.27)	(0.12)

Summary of significant accounting policies 3

The accompanying notes are an integral part of the financial statements.

As per our report of even date

For Rajeev & Ajay  
Firm registration No : 009977N  
Chartered Accountants

Ajay Sachdeva  
Partner  
Membership No : 084302

For and on behalf of the Board of Directors of  
WEMBLEY ESTATES PRIVATE LIMITED

Pendyala Srinukumar  
Director  
DIN-08129146

Suresh Wadhwa  
Director  
DIN-08129144

Place : New Delhi  
Date : 9 May 2018



**WHELISH PROPERTIES PRIVATE LIMITED**  
**STANDALONE BALANCE SHEET AS AT 31 MARCH 2018**  
(Amount in Rupees, unless otherwise stated)

	Notes	As at 31 March 2018	As at 31 March 2017
<b>ASSETS</b>			
<b>Non-current assets</b>			
Financial Assets			
Investments	4	1,032,695,825	1,032,695,825
		<u>1,032,695,825</u>	<u>1,032,695,825</u>
<b>Current assets</b>			
Financial assets			
Cash and cash equivalents	5	32,208	4,846
		<u>32,208</u>	<u>4,846</u>
<b>Total Assets</b>		<u><b>1,032,728,033</b></u>	<u><b>1,032,700,671</b></u>
<b>EQUITY AND LIABILITIES</b>			
<b>Equity</b>			
Equity share capital	6	100,000	100,000
Other equity	7		
Retained earnings		(541,713,658)	(541,698,502)
<b>Total equity</b>		<u><b>(541,613,658)</b></u>	<u><b>(541,598,502)</b></u>
<b>LIABILITIES</b>			
<b>Current liabilities</b>			
Financial liabilities			
Trade payables	8	5,311	11,500
Other current liabilities	9	1,574,336,380	1,574,287,673
<b>Total liabilities</b>		<u><b>1,574,341,691</b></u>	<u><b>1,574,299,173</b></u>
<b>Total Equity and Liabilities</b>		<u><b>1,032,728,033</b></u>	<u><b>1,032,700,671</b></u>

Summary of significant accounting policies 3

The accompanying notes are an integral part of the financial statements.

As per our report of even date

For Rajeev & Ajay  
Firm registration No. : 009977N  
Chartered Accountants

Ajay Sachdeva  
Partner  
Membership No. : 084302

For and on behalf of the Board of Directors of  
**WHELISH PROPERTIES PRIVATE LIMITED**

Amitava Chattopadhyay  
Director  
DIN-07150600

Rohit Rampal  
Director  
DIN- 08129550

Place : New Delhi  
Date : 9 May 2018

**WHELISH PROPERTIES PRIVATE LIMITED**  
**STANDALONE STATEMENT OF PROFIT AND LOSS FOR THE YEAR ENDED 31 MARCH 2018**  
(Amount in Rupees, unless otherwise stated)

Particulars	Notes	31 March 2018	31 March 2017
Revenue		-	-
Total Income (I)		-	-
<b>EXPENSES</b>			
Finance costs	10	89	215
Other expenses	11	15,067	6,724
Total Expenses (II)		15,156	6,939
Profit/(Loss) before tax from continuing operations (I-II)		(15,156)	(6,939)
Tax expense:			
Current Tax		-	-
Profit/(Loss) for the year from continuing operations		(15,156)	(6,939)
Other Comprehensive Income		-	-
Total other comprehensive income for the year, net of tax		-	-
Total comprehensive income/(loss) for the year, net of tax		(15,156)	(6,939)
Earnings per equity share (computed on the basis of profit/(loss) for the year):	12		
(1) Basic		(1.52)	(0.69)
(2) Diluted		(1.52)	(0.69)

Summary of significant accounting policies 3


The accompanying notes are an integral part of the financial statements.

As per our report of even date

For Rajeev & Ajay  
Firm registration No : 009977N  
Chartered Accountants

  
Ajay Sachdeva  
Partner  
Membership No. : 084302

For and on behalf of the Board of Directors of  
**WHELISH PROPERTIES PRIVATE LIMITED**

  
Amitava Chattopadhyay  
Director  
DIN-07150600

  
Rohit Rampal  
Director  
DIN- 08129550

Place : New Delhi  
Date : 9 May 2018


**WINKLE PROPERTIES PRIVATE LIMITED**  
**BALANCE SHEET AS AT 31 MARCH 2018**  
(Amount in Rupees, unless otherwise stated)

	Notes	As at 31 March 2018	As at 31 March 2017
<b>ASSETS</b>			
<b>Current assets</b>			
Financial assets			
Cash and cash equivalents	4	17,704	12,627
Other current assets	5	2,849	2,849
<b>Total Assets</b>		<b>20,553</b>	<b>15,476</b>
<b>EQUITY AND LIABILITIES</b>			
<b>Equity</b>			
Equity share capital	6	100,000	100,000
Other equity	7		
Retained earnings		(103,809,519)	(103,800,263)
<b>Total equity</b>		<b>(103,709,519)</b>	<b>(103,700,263)</b>
<b>LIABILITIES</b>			
<b>Current liabilities</b>			
Financial liabilities			
Trade payables	8	5,310	5,750
Other current liabilities	9	103,724,762	103,709,989
<b>Total liabilities</b>		<b>103,730,072</b>	<b>103,715,739</b>
<b>Total Equity and Liabilities</b>		<b>20,553</b>	<b>15,476</b>
Summary of significant accounting policies	3		

The accompanying notes are an integral part of the financial statements.

As per our report of even date

For Rajeev & Ajay  
Firm registration No : 009977N  
Chartered Accountants

  
Ajay Sachdeva  
Partner  
Membership No. : 084302

Place : New Delhi  
Date : 9 May 2018

For and on behalf of the Board of Directors of  
**WINKLE PROPERTIES PRIVATE LIMITED**

  
Vinod Balhara  
Director  
DIN-08129149

  
Rohit Rampal  
Director  
DIN-08129550

**WINKLE PROPERTIES PRIVATE LIMITED**  
**STATEMENT OF PROFIT AND LOSS FOR THE YEAR ENDED 31 MARCH 2018**  
(Amount in Rupees, unless otherwise stated)

Particulars	Notes	31 March 2018	31 March 2017
Total Income (I)		-	-
<b>EXPENSES</b>			
Finance costs	10	89	115
Other expenses	11	9,167	7,006
Total Expenses (II)		9,256	7,121
Profit/(Loss) before tax from continuing operations (I-II)		(9,256)	(7,121)
Tax expense:			
Current Tax		-	-
Profit/(Loss) for the year from continuing operations		(9,256)	(7,121)
Other Comprehensive Income		-	-
Total other comprehensive income for the year, net of tax		-	-
Total comprehensive income/(loss) for the year, net of tax		(9,256)	(7,121)
Earnings per equity share (computed on the basis of profit/(loss) for the year):	12		
(1) Basic		(0.93)	(0.71)
(2) Diluted		(0.93)	(0.71)

Summary of significant accounting policies 3

The accompanying notes are an integral part of the financial statements.

As per our report of even date

For Rajeev & Ajay  
Firm registration No : 009977N  
Chartered Accountants

Ajay Sachdeva  
Partner  
Membership No. : 084302

For and on behalf of the Board of Directors of  
**WINKLE PROPERTIES PRIVATE LIMITED**

Vinod Balhara  
Director  
DIN-08129149

Rohit Rampal  
Director  
DIN-08129550

Place : New Delhi  
Date : 9 May 2018

**YETI PROPERTIES PRIVATE LIMITED**  
**BALANCE SHEET AS AT 31 MARCH 2018**  
(Amount in Rupees, unless otherwise stated)

	Notes	As at 31 March 2018	As at 31 March 2017
<b>ASSETS</b>			
<b>Current assets</b>			
Inventories	4	118,262,393	118,262,393
Financial assets			
Cash and cash equivalents	5	17,549	936
<b>Total Assets</b>		<b>118,279,942</b>	<b>118,263,329</b>
<b>EQUITY AND LIABILITIES</b>			
<b>Equity</b>			
Equity share capital	6	100,000	100,000
Other equity	7	(270,604)	(262,132)
<b>Total equity</b>		<b>(170,604)</b>	<b>(162,132)</b>
<b>LIABILITIES</b>			
<b>Current liabilities</b>			
Financial liabilities			
Trade payables	8	5,310	5,750
Other current liabilities	9	118,445,236	118,419,711
<b>Total liabilities</b>		<b>118,450,546</b>	<b>118,425,461</b>
<b>Total Equity and Liabilities</b>		<b>118,279,942</b>	<b>118,263,329</b>

Summary of significant accounting policies

3

The accompanying notes are an integral part of the financial statements.

As per our report of even date

For MNV & CO.

Firm Reg. No.: 023682N


Chartered Accountants


  
**Vikrant Suri**  
Partner  
Membership No.: 505887

Place : New Delhi

Date : 9-May-2018

For and on behalf of the Board of Directors of  
**YETI PROPERTIES PRIVATE LIMITED**

  
**Jasveer Singh Panwar**  
Director  
DIN-06849825

  
**Ajit Pavithran**  
Director  
DIN-07176243

**YETI PROPERTIES PRIVATE LIMITED**  
**STATEMENT OF PROFIT AND LOSS FOR THE YEAR ENDED 31 MARCH 2018**  
(Amount in Rupees, unless otherwise stated)

Particulars	Notes	31 March 2018	31 March 2017
Revenue		-	-
<b>Total Income</b>		-	-
<b>EXPENSES</b>			
Other expenses	10	6,985	10,901
Finance costs	11	1,487	115
<b>Total Expenses</b>		8,472	11,016
<b>Profit/(Loss) before tax</b>		(8,472)	(11,016)
<b>Tax expense:</b>			
Current tax		-	-
<b>Profit/(Loss) for the year</b>		(8,472)	(11,016)
Other comprehensive income		-	-
<b>Total other comprehensive income for the year, net of tax</b>		-	-
<b>Total comprehensive income/(loss) for the year, net of tax</b>		(8,472)	(11,016)
<b>Earnings per equity share:</b>	12		
(1) Basic		(0.85)	(1.10)
(2) Diluted		(0.85)	(1.10)

Summary of significant accounting policies 3

The accompanying notes are an integral part of the financial statements.

As per our report of even date

For MNV & CO.  
Firm Reg. No.: 023682N  
Chartered Accountants

  
**Vikrant Suri**  
Partner  
Membership No.: 505887



For and on behalf of the Board of Directors of  
**YETI PROPERTIES PRIVATE LIMITED**

  
**Jasveer Singh Panwar**  
Director  
DIN-06849825

  
**Ajit Pavithran**  
Director  
DIN-07176243

Place : New Delhi  
Date : 9-May-2018

YOGIRAJ PROMOTERS PRIVATE LIMITED  
BALANCE SHEET AS AT 31 MARCH 2018  
(Amount in Rupees, unless otherwise stated)

	Notes	As at 31 March 2018	As at 31 March 2017
<b>ASSETS</b>			
<b>Non-current assets</b>			
Property, plant and equipment	4	-	-
Capital work-in-progress	5	3,400,755,680	3,400,755,680
		<u>3,400,755,680</u>	<u>3,400,755,680</u>
<b>Current assets</b>			
<b>Financial assets</b>			
Cash and cash equivalents	6	20,300	22,517
		<u>20,300</u>	<u>22,517</u>
<b>Total Assets</b>		<u>3,400,775,980</u>	<u>3,400,778,197</u>
<b>EQUITY AND LIABILITIES</b>			
<b>Equity</b>			
Equity share capital	7	100,000	100,000
Other equity	8	-	-
Retained Earnings		(200,939,191)	(199,266,443)
<b>Total equity</b>		<u>(200,839,191)</u>	<u>(199,166,443)</u>
<b>LIABILITIES</b>			
<b>Current liabilities</b>			
<b>Financial liabilities</b>			
Trade payables	9	2,395,735	1,211,908
Other financial liabilities	10	500,000	500,000
Other current liabilities	11	3,598,719,436	3,598,232,732
<b>Total liabilities</b>		<u>3,601,615,171</u>	<u>3,599,944,640</u>
<b>Total Equity and Liabilities</b>		<u>3,400,775,980</u>	<u>3,400,778,197</u>
<b>Summary of significant accounting policies</b>	3		

The accompanying notes are an integral part of the financial statements.

As per our report of even date

For Rajeev & Ajay  
Firm registration No : 009977N  
Chartered Accountants

  
Ajay Sachdeva  
Partner  
Membership No. : 084302

For and on behalf of the Board of Directors of  
YOGIRAJ PROMOTERS PRIVATE LIMITED

  
Korada Bhavaniprasad  
Director  
DIN-08129240

  
Ranjit Sarkar  
Director  
DIN-06785561

Place : New Delhi  
Date : 9 May 2018




YOGIRAJ PROMOTERS PRIVATE LIMITED  
STATEMENT OF PROFIT AND LOSS FOR THE YEAR ENDED 31 MARCH 2018  
(Amount in Rupees, unless otherwise stated)

Particulars	Notes	31 March 2018	31 March 2017
Revenue		-	-
Total Income (I)		-	-
<b>EXPENSES</b>			
Depreciation and amortization expense		-	-
Finance costs	12	89	115
Other expenses	13	1,672,659	1,420,370
Total Expenses (II)		1,672,748	1,420,485
Profit/(Loss) before tax from continuing operations (I-II)		(1,672,748)	(1,420,485)
Tax expense:			
Current Tax		-	-
Profit/(Loss) for the year from continuing operations		(1,672,748)	(1,420,485)
Other Comprehensive Income		-	-
Total other comprehensive income for the year, net of tax		-	-
Total comprehensive income/(loss) for the year, net of tax		(1,672,748)	(1,420,485)
Earnings per equity share (computed on the basis of profit/(loss) for the year):	14		
(1) Basic		(167.27)	(142.05)
(2) Diluted		(167.27)	(142.05)
Summary of significant accounting policies	3		

The accompanying notes are an integral part of the financial statements.

As per our report of even date

For Rajeev & Ajay  
Firm registration No.: 009977N  
Chartered Accountants

  
Ajay Sachdeva  
Partner  
Membership No.: 084302

For and on behalf of the Board of Directors of  
YOGIRAJ PROMOTERS PRIVATE LIMITED

  
Korada Bhavaniprasad  
Director  
DIN-08129240

  
Ranjit Sarkar  
Director  
DIN-06785561

Place : New Delhi  
Date : 9 May 2018



**YUKTI PROJECTS PRIVATE LIMITED**  
**BALANCE SHEET AS AT 31 MARCH 2018**  
(Amount in Rupees, unless otherwise stated)

	Notes	As at 31 March 2018	As at 31 March 2017
<b>ASSETS</b>			
<b>Current assets</b>			
Inventories	4	242,700,797	242,700,797
Financial assets			
Cash and cash equivalents	5	18,506	12,495
Other financial assets	6	3,233,546	3,233,546
Other current assets	7	-	281,374
<b>Total Assets</b>		<b>245,952,849</b>	<b>246,228,212</b>
<b>EQUITY AND LIABILITIES</b>			
<b>Equity</b>			
Equity share capital	8	100,000	100,000
Other equity	9	(55,897,714)	(55,608,538)
<b>Total equity</b>		<b>(55,797,714)</b>	<b>(55,508,538)</b>
<b>LIABILITIES</b>			
<b>Current liabilities</b>			
Financial liabilities			
Trade payables	10	5,310	5,750
Other current liabilities	11	301,745,253	301,731,000
<b>Total liabilities</b>		<b>301,750,563</b>	<b>301,736,750</b>
<b>Total Equity and Liabilities</b>		<b>245,952,849</b>	<b>246,228,212</b>
Summary of significant accounting policies	3		

The accompanying notes are an integral part of the financial statements.

As per our report of even date

For MNV & CO.

Firm Reg. No.: 0235832N

Chartered Accountants

  
Vikrant Suri  
Partner  
Membership No.: 505887

Place : New Delhi

Date : 9 May 2018

For and on behalf of the Board of Directors of  
YUKTI PROJECTS PRIVATE LIMITED

  
Krishna Kant Kumar  
Director  
DIN- 07108942

  
Shishir Lal  
Director  
DIN-02210170

**YUKTI PROJECTS PRIVATE LIMITED**  
**STATEMENT OF PROFIT AND LOSS FOR THE YEAR ENDED 31 MARCH 2018**  
(Amount in Rupees, unless otherwise stated)

Particulars	Notes	31 March 2018	31 March 2017
Other income	12	-	300
Total Income		-	300
<b>EXPENSES</b>			
Finance costs	13	89	115
Other expenses	14	289,087	8,235
Total Expenses		289,176	8,350
Profit/(Loss) before tax		(289,176)	(8,050)
Tax expense:			
Current tax		-	-
Profit/(Loss) for the year		(289,176)	(8,050)
Other comprehensive income		-	-
Total other comprehensive income for the year, net of tax		-	-
Total comprehensive income/(loss) for the year, net of tax		(289,176)	(8,050)
Earnings per equity share:	15		
(1) Basic		(28.92)	(0.81)
(2) Diluted		(28.92)	(0.81)

Summary of significant accounting policies

3

The accompanying notes are an integral part of the financial statements.

As per our report of even date

For MNV & CO.  
Firm Reg. No.: 023682N  
Chartered Accountants



Place : New Delhi  
Date : 9 May 2018

For and on behalf of the Board of Directors of  
**YUKTI PROJECTS PRIVATE LIMITED**

Krishna Kant Kumar  
Director  
DIN- 07108942

Shishor Lal  
Director  
DIN-02210170

**ZING PROPERTIES PRIVATE LIMITED**  
**BALANCE SHEET AS AT 31 MARCH 2018**  
(Amount in Rupees, unless otherwise stated)

	Notes	As at 31 March 2018	As at 31 March 2017
<b>ASSETS</b>			
Current assets			
Inventories	4	52,352,098	52,352,098
Financial assets			
Cash and cash equivalents	5	18,443	102,432
<b>Total Assets</b>		<b>52,370,541</b>	<b>52,454,530</b>
<b>EQUITY AND LIABILITIES</b>			
Equity			
Equity share capital	6	100,000	100,000
Other equity	7		
Retained earnings		(271,620)	(263,611)
<b>Total equity</b>		<b>(171,620)</b>	<b>(163,611)</b>
<b>LIABILITIES</b>			
Current liabilities			
Financial liabilities			
Trade payables	8	5,310	5,750
Other financial liabilities	9	-	100,000
Other current liabilities	10	52,536,851	52,512,391
<b>Total liabilities</b>		<b>52,542,161</b>	<b>52,618,141</b>
<b>Total Equity and Liabilities</b>		<b>52,370,541</b>	<b>52,454,530</b>
Summary of significant accounting policies	3		

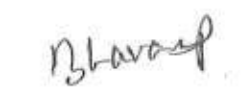
The accompanying notes are an integral part of the financial statements.

As per our report of even date

For Rajeev & Ajay  
Firm registration No : 009977N  
Chartered Accountants

  
Ajay Sachdeva  
Partner  
Membership No. : 084302

For and on behalf of the Board of Directors of  
ZING PROPERTIES PRIVATE LIMITED

  
Korada Bhavaniprasad  
Director  
DIN-08129240

  
Jairaj Vilas Verma  
Director  
DIN-07560019

Place : New Delhi  
Date : 9 May 2018



**ZING PROPERTIES PRIVATE LIMITED**  
**STATEMENT OF PROFIT AND LOSS FOR THE YEAR ENDED 31 MARCH 2018**  
(Amount in Rupees, unless otherwise stated)

Particulars	Notes	31 March 2018	31 March 2017
Revenue		-	-
Total Income (I)		-	-
<b>EXPENSES</b>			
Finance costs	11	89	115
Other expenses	12	7,920	9,466
Total Expenses (II)		8,009	9,581
Profit/(Loss) before tax from continuing operations (I-II)		(8,009)	(9,581)
Tax expense:			
Current Tax		-	-
Profit/(Loss) for the year from continuing operations		(8,009)	(9,581)
Other Comprehensive Income		-	-
Total other comprehensive income for the year, net of tax		-	-
Total comprehensive income/(loss) for the year, net of tax		(8,009)	(9,581)
Earnings per equity share (computed on the basis of profit/(loss) for the year):	13		
(1) Basic		(0.80)	(0.96)
(2) Diluted		(0.80)	(0.96)
Summary of significant accounting policies	3		

The accompanying notes are an integral part of the financial statements.

As per our report of even date

For Rajeev & Ajay  
Firm registration No : 009977N  
Chartered Accountants

Ajay Sachdeva  
Partner  
Membership No. : 084302

For and on behalf of the Board of Directors of  
**ZING PROPERTIES PRIVATE LIMITED**

Bhavaniprasad  
Korada Bhavaniprasad  
Director  
DIN-08129240

Jairaj Vikas Verma  
Jairaj Vikas Verma  
Director  
DIN-07560019

Place : New Delhi  
Date : 9 May 2018

**ZITHER BUILDWELL PRIVATE LIMITED**  
**BALANCE SHEET AS AT 31 MARCH 2018**  
(Amount in Rupees, unless otherwise stated)

	Notes	As at 31 March 2018	As at 31 March 2017
<b>ASSETS</b>			
<b>Current assets</b>			
Inventories	4	79,097,064	79,097,064
Financial assets			
Cash and cash equivalents	5	17,440	1,827
Other financial assets	6	89,516,794	112,195,916
<b>Total Assets</b>		<b>168,631,298</b>	<b>191,294,807</b>
<b>EQUITY AND LIABILITIES</b>			
<b>Equity</b>			
Equity share capital	7	200,000	200,000
Other equity	8	97,810,311	97,819,094
<b>Total equity</b>		<b>98,010,311</b>	<b>98,019,094</b>
<b>LIABILITIES</b>			
<b>Current liabilities</b>			
Financial liabilities			
Trade payables	9	5,310	5,750
Other current liabilities	10	70,615,677	93,269,963
<b>Total liabilities</b>		<b>70,620,987</b>	<b>93,275,713</b>
<b>Total Equity and Liabilities</b>		<b>168,631,298</b>	<b>191,294,807</b>
Summary of significant accounting policies	3		

The accompanying notes are an integral part of the financial statements.

As per our report of even date

For Rajeev & Ajay  
Firm registration No : 009977N  
Chartered Accountants

  
Ajay Sachdeva  
Partner  
Membership No. : 084302

For and on behalf of the Board of Directors of  
**ZITHER BUILDWELL PRIVATE LIMITED**

  
Korada Bhavaniprasad  
Director  
DIN-08129240

  
Jairaj Vikas Verma  
Director  
DIN-07560019

Place : New Delhi  
Date : 9 May 2018

**ZITHER BUILDWELL PRIVATE LIMITED**  
**STATEMENT OF PROFIT AND LOSS FOR THE YEAR ENDED 31 MARCH 2018**  
(Amount in Rupees, unless otherwise stated)

Particulars	Notes	31 March 2018	31 March 2017
Revenue		-	-
<b>Total Income (I)</b>		-	-
<b>EXPENSES</b>			
Finance costs	11	1,487	115
Other expenses	12	7,296	9,159
<b>Total Expenses (II)</b>		<b>8,783</b>	<b>9,274</b>
<b>Profit/(Loss) before tax from continuing operations (I-II)</b>		<b>(8,783)</b>	<b>(9,274)</b>
<b>Tax expense:</b>			
Current Tax		-	-
<b>Profit/(Loss) for the year from continuing operations</b>		<b>(8,783)</b>	<b>(9,274)</b>
<b>Other Comprehensive Income</b>		-	-
<b>Total other comprehensive income for the year, net of tax</b>		-	-
<b>Total comprehensive income/(loss) for the year, net of tax</b>		<b>(8,783)</b>	<b>(9,274)</b>
Earnings per equity share (computed on the basis of profit/(loss) for the year):	13		
(1) Basic		(0.44)	(0.46)
(2) Diluted		(0.44)	(0.46)
<b>Summary of significant accounting policies</b>	3		

The accompanying notes are an integral part of the financial statements.

As per our report of even date

For Rajeev & Ajay  
Firm registration No : 009977N  
Chartered Accountants  
  
Ajay Sachdeva  
Partner  
Membership No. : 084302

For and on behalf of the Board of Directors of  
**ZITHER BUILDWELL PRIVATE LIMITED**

  
Korada Bhavaniprasad  
Director  
DIN-08129240

  
Jairaj Vikas Verma,  
Director  
DIN-07560019

Place : New Delhi  
Date : 9 May 2018

ZONEX DEVELOPERS PRIVATE LIMITED  
BALANCE SHEET AS AT 31 MARCH 2018  
(Amount in Rupees, unless otherwise stated)

	Notes	As at 31 March 2018	As at 31 March 2017
<b>ASSETS</b>			
<b>Current assets</b>			
Inventories	4	115,383,700	120,029,799
Financial assets			
Cash and cash equivalents	5	18,500	6,569
Other financial assets	6	87,058,885	7,390,050
Other current assets	7	-	-
<b>Total Assets</b>		<b>202,461,165</b>	<b>127,426,418</b>
<b>EQUITY AND LIABILITIES</b>			
<b>Equity</b>			
Equity share capital	8	100,000	100,000
Other equity	9	(454,676)	(446,665)
<b>Total equity</b>		<b>(354,676)</b>	<b>(346,665)</b>
<b>LIABILITIES</b>			
<b>Current liabilities</b>			
Financial liabilities			
Trade payables	10	5,310	5,750
Other current liabilities	11	202,810,531	127,767,333
<b>Total liabilities</b>		<b>202,815,841</b>	<b>127,773,083</b>
<b>Total Equity and Liabilities</b>		<b>202,461,165</b>	<b>127,426,418</b>

Summary of significant accounting policies

3

The accompanying notes are an integral part of the financial statements.

As per our report of even date

For MNV & CO.  
Firm Reg. No.: 023682N  
Chartered Accountants

Vijayant Suri  
Partner  
Membership No.: 505847

Place : New Delhi  
Date : 9 May 2018

For and on behalf of the Board of Directors of  
ZONEX DEVELOPERS PRIVATE LIMITED

Bhupinder Rajwanshi Singh  
Director  
DIN-06383432

Vinod Bathara  
Director  
DIN-08129149

ZONEX DEVELOPERS PRIVATE LIMITED  
STATEMENT OF PROFIT AND LOSS FOR THE YEAR ENDED 31 MARCH 2018  
(Amount in Rupees, unless otherwise stated)

Particulars	Notes	31 March 2018	31 March 2017
Other Income	11	-	300
Total Income		-	300
<b>EXPENSES</b>			
Finance costs	13	89	115
Other expenses	14	7,922	7,005
Total Expense		8,011	7,120
Profit/(Loss) before tax		(8,011)	(6,820)
Tax expense:			
Current tax		-	-
Profit/(Loss) for the year		(8,011)	(6,820)
Other comprehensive income		-	-
Total other comprehensive income for the year, net of tax		-	-
Total comprehensive income/(loss) for the year, net of tax		(8,011)	(6,820)
Earnings per equity share:	15		
(1) Basic		(0.80)	(0.68)
(2) Diluted		(0.80)	(0.68)

Summary of significant accounting policies

3

The accompanying notes are an integral part of the financial statements.

As per our report of even date

For MNV & CO.  
Firm Reg. No.: 023482N  
Chartered Accountants

Vikram Suri  
Partner  
Membership No.: 505887

For and on behalf of the Board of Directors of  
ZONEX DEVELOPERS PRIVATE LIMITED

Bhupinder Ballaswami Singh  
Director  
DIN-06583462

Vinod Balthan  
Director  
DIN-08129149

Place : New Delhi  
Date : 9 May 2018





**ZONEX ESTATES PRIVATE LIMITED**  
**STANDALONE BALANCE SHEET AS AT 31 MARCH 2018**  
(Amount in Rupees, unless otherwise stated)

	Notes	As at 31 March 2018	As at 31 March 2017
<b>ASSETS</b>			
<b>Non-current assets</b>			
Financial Assets			
Investments	4	100,000	100,000
		<u>100,000</u>	<u>100,000</u>
<b>Current assets</b>			
Inventories	5	224,125,110	224,125,110
Financial assets			
Cash and cash equivalents	6	17,344	28,195
Other financial assets	7	9,217,572	9,217,572
Other current assets	8	8,180	-
		<u>233,368,206</u>	<u>233,370,877</u>
<b>Total Assets</b>		<u>233,468,206</u>	<u>233,470,877</u>
<b>EQUITY AND LIABILITIES</b>			
<b>Equity</b>			
Equity share capital	9	1,000,000	1,000,000
Other equity	10		
Retained Earnings		(3,792,936)	(3,782,016)
<b>Total equity</b>		<u>(2,792,936)</u>	<u>(2,782,016)</u>
<b>LIABILITIES</b>			
<b>Current liabilities</b>			
Financial liabilities			
Trade payables	11	25,116,408	25,126,047
Other current liabilities	12	211,135,156	211,109,445
Provisions	13	9,578	17,401
<b>Total liabilities</b>		<u>236,261,142</u>	<u>236,252,893</u>
<b>Total Equity and Liabilities</b>		<u>233,468,206</u>	<u>233,470,877</u>

Summary of significant accounting policies

3

The accompanying notes are an integral part of the financial statements.

As per our report of even date

For MNV & CO.  
Firm Reg. No.: 023682N  
Chartered Accountants

Vikrant Suri  
Partner  
Membership No.: 505887



For and on behalf of the Board of Directors of  
**ZONEX ESTATES PRIVATE LIMITED**

Sandeep Wadhwa  
Director  
DIN- 8129144

Sunil Kumar Trar  
Director  
DIN-03450022

Place : New Delhi  
Date : 9 May 2018

ZONEX ESTATES PRIVATE LIMITED  
STANDALONE STATEMENT OF PROFIT AND LOSS FOR THE YEAR ENDED 31 MARCH 2018  
(Amount in Rupees, unless otherwise stated)

Particulars	Notes	31 March 2018	31 March 2017
Other Income	14	-	68,143
Total Income		-	68,143
<b>EXPENSES</b>			
Finance costs	15	89	15,378
Other expenses	16	10,831	11,710
Total Expenses		10,920	27,088
Profit/(Loss) before tax		(10,920)	41,055
Tax expense:			
Current tax		-	17,400
Profit/(Loss) for the year		(10,920)	23,655
Other comprehensive income		-	-
Total other comprehensive income for the year, net of tax		-	-
Total comprehensive income/(loss) for the year, net of tax		(10,920)	23,655
Earnings per equity share:	17		
(1) Basic		(0.11)	0.24
(2) Diluted		(0.11)	0.24
Summary of significant accounting policies	3		

The accompanying notes are an integral part of the financial statements.

As per our report of even date

For MNV & CO.  
Firm Reg. No.: 023682N  
Chartered Accountants

Vikrant Suri  
Partner  
Membership No.: 505887

For and on behalf of the Board of Directors of  
ZONEX ESTATES PRIVATE LIMITED

Sameer Wadhwa  
Director  
DIN- 8129144

Sunil Kumar Trar  
Director  
DIN-03450022

Place : New Delhi  
Date : 9 May 2018

**ZULU PROPERTIES PRIVATE LIMITED**  
**BALANCE SHEET AS AT 31 MARCH 2018**  
(Amount in Rupees, unless otherwise stated)

	Notes	As at 31 March 2018	As at 31 March 2017
<b>ASSETS</b>			
Current assets			
Inventories	4	5,919,000	5,919,000
Financial assets			
Cash and cash equivalents	5	18,425	6,035
<b>Total Assets</b>		<b>5,937,425</b>	<b>5,925,035</b>
<b>EQUITY AND LIABILITIES</b>			
Equity			
Equity share capital	6	100,000	100,000
Other equity	7		
Retained earnings		(1,380,013)	(1,371,694)
<b>Total equity</b>		<b>(1,280,013)</b>	<b>(1,271,694)</b>
<b>LIABILITIES</b>			
Current liabilities			
Financial liabilities			
Trade payables	8	5,310	5,750
Other current liabilities	9	7,212,128	7,190,979
<b>Total liabilities</b>		<b>7,217,438</b>	<b>7,196,729</b>
<b>Total Equity and Liabilities</b>		<b>5,937,425</b>	<b>5,925,035</b>
Summary of significant accounting policies	3		


The accompanying notes are an integral part of the financial statements.

As per our report of even date

For Rajeev & Ajay  
Firm registration No: 009977N  
Chartered Accountants

  
Ajay Sachdeva  
Partner  
Membership No: 684362

For and on behalf of the Board of Directors of  
**ZULU PROPERTIES PRIVATE LIMITED**

  
Narendra Vashisht  
Director  
DIN-06713906

  
Rohit Rampal  
Director  
DIN-08129550

Place : New Delhi  
Date : 9 May 2018



**ZULU PROPERTIES PRIVATE LIMITED**  
**STATEMENT OF PROFIT AND LOSS FOR THE YEAR ENDED 31 MARCH 2018**  
(Amount in Rupees, unless otherwise stated)

Particulars	Notes	31 March 2018	31 March 2017
Revenue		-	-
<b>Total Income (I)</b>		-	-
<b>EXPENSES</b>			
Finance costs	10	89	125
Other expenses	11	8,230	6,698
<b>Total Expenses (II)</b>		<b>8,319</b>	<b>6,823</b>
<b>Profit/(Loss) before tax from continuing operations (I-II)</b>		<b>(8,319)</b>	<b>(6,823)</b>
<b>Tax expense:</b>			
Current Tax		-	-
<b>Profit/(Loss) for the year from continuing operations</b>		<b>(8,319)</b>	<b>(6,823)</b>
<b>Other Comprehensive Income</b>		-	-
<b>Total other comprehensive income for the year, net of tax</b>		-	-
<b>Total comprehensive income/(loss) for the year, net of tax</b>		<b>(8,319)</b>	<b>(6,823)</b>
Earnings per equity share (computed on the basis of profit/(loss) for the year):	12		
(1) Basic		(0.83)	(0.68)
(2) Diluted		(0.83)	(0.68)

Summary of significant accounting policies 3


The accompanying notes are an integral part of the financial statements.

As per our report of even date

For Rajeev & Ajay  
Firm registration No : 009977N  
Chartered Accountants  
  
Ajay Sachdeva  
Partner  
Membership No : 084382

For and on behalf of the Board of Directors of  
ZULU PROPERTIES PRIVATE LIMITED

  
Narendra Vashisht  
Director  
DIN-06713906

  
Rohit Rampal  
Director  
DIN-08129550

Place : New Delhi  
Date : 9 May 2018