

AASHIRWAD CONBUILD PRIVATE LIMITED
BALANCE SHEET AS AT 31 MARCH 2019
(Amount in Rupees, unless otherwise stated)

| | Notes | As at 31 March 2019 | As at 31 March 2018 |
|--|-------|------------------------|------------------------|
| ASSETS | | | |
| Current assets | | | |
| Financial assets | | | |
| Cash and cash equivalents | 4 | 14,826 | 17,656 |
| Total Assets | | 14,826 | 17,656 |
| EQUITY AND LIABILITIES | | | |
| Equity | | | |
| Equity share capital | 5 | 1,00,000 | 1,00,000 |
| Other equity | 6 | (1,51,887) | (1,42,663) |
| Total equity | | (51,887) | (42,663) |
| LIABILITIES | | | |
| Current liabilities | | | |
| Financial liabilities | | | |
| Trade payables | 7 | - | - |
| -total outstanding dues of micro and small enterprises | | 5,900 | 5,310 |
| -total outstanding dues other than micro and small enterprises | | 60,813 | 55,009 |
| Other current liabilities | 8 | 66,713 | 60,319 |
| Total liabilities | | 14,826 | 17,656 |
| Total Equity and Liabilities | | 14,826 | 17,656 |
| Summary of significant accounting policies | 3 | | |


The accompanying notes are an integral part of the financial statements.

As per our report of even date

For Rajeev & Ajay

Firm registration No. : 009977N
Chartered Accountants

Rajeev Sabharwal
Partner
Membership No. : 084833



Place : New Delhi
Date : 13 May 2019

For and on behalf of the Board of Directors of
AASHIRWAD CONBUILD PRIVATE LIMITED

Abhishek Prasad
Director
DIN-08291550

Kumar Chand
Director
DIN-08380333

AASHIRWAD CONBUILD PRIVATE LIMITED
STATEMENT OF PROFIT AND LOSS FOR THE YEAR ENDED 31 MARCH 2019
(Amount in Rupees, unless otherwise stated)

| Particulars | Notes | 31 March 2019 | 31 March 2018 |
|--|-------|----------------|-----------------|
| Revenue | | - | - |
| Total Income | | - | - |
| EXPENSES | | | |
| Finance costs | 9 | 118 | 89 |
| Other expenses | 10 | 9,106 | 14,365 |
| Total Expenses | | 9,224 | 14,454 |
| Loss before tax from continuing operations | | (9,224) | (14,454) |
| Tax expense: | | | |
| Current tax | | - | - |
| Loss for the year from continuing operations | | (9,224) | (14,454) |
| Other comprehensive income | | - | - |
| Total other comprehensive income for the year, net of tax | | - | - |
| Total comprehensive loss for the year, net of tax | | (9,224) | (14,454) |
| Earnings per equity share: | 11 | | |
| (1) Basic | | (0.92) | (1.45) |
| (2) Diluted | | (0.92) | (1.45) |

Summary of significant accounting policies 3

The accompanying notes are an integral part of the financial statements.

As per our report of even date

For Rajeev & Ajay

Firm registration No : 009977N
Chartered Accountants

Rajeev Sabharwal

Firm registration No : 009977N
Membership No. : 084833

Place : New Delhi

Date : 13 May 2019

For and on behalf of the Board of Directors of
AASHIRWAD CONBUILD PRIVATE LIMITED

Abhishek Prasad
Director
DIN-08291550

Kumar Chand
Director
DIN-08380333

ABBEY PROPERTIES PRIVATE LIMITED
BALANCE SHEET AS AT 31 MARCH 2019
(Amount in Rupees, unless otherwise stated)

| | Notes | As at 31 March 2019 | As at 31 March 2018 |
|--|-------|------------------------|------------------------|
| ASSETS | | | |
| Current assets | | | |
| Inventories | 4 | 94,591,724 | 96,110,595 |
| Financial assets | | | |
| Cash and cash equivalents | 5 | 14,618 | 17,448 |
| Other financial assets | 6 | 5,010,867 | 5,010,867 |
| Other current assets | 7 | - | - |
| Total Assets | | 99,617,209 | 101,138,910 |
| EQUITY AND LIABILITIES | | | |
| Equity | | | |
| Equity share capital | 8 | 100,000 | 100,000 |
| Other equity | 9 | (400,408) | (391,808) |
| Total equity | | (300,408) | (291,808) |
| LIABILITIES | | | |
| Current liabilities | | | |
| Financial liabilities | | | |
| Trade payables | 10 | - | - |
| -total outstanding dues of micro and small enterprises | | - | - |
| -total outstanding dues other than micro and small enterprises | | 5,900 | 5,310 |
| Other current liabilities | 11 | 99,911,717 | 101,425,408 |
| Total liabilities | | 99,917,617 | 101,430,718 |
| Total Equity and Liabilities | | 99,617,209 | 101,138,910 |

Summary of significant accounting policies

3

The accompanying notes are an integral part of the financial statements.

psp

For MNV & CO.
Firm Reg. No.: 023682N
Chartered Accountants

Vikram Suri
Partner
Membership No.: 505887

Place : New Delhi
Date : 13 May 2019

For and on behalf of the Board of Directors of
ABBEY PROPERTIES PRIVATE LIMITED

Abhishek Prasad
Director
DIN-08291550

Kumar Chand
Director
DIN-08380333

Abbey Properties Private Limited
STATEMENT OF PROFIT AND LOSS FOR THE YEAR ENDED 31 MARCH 2019
(Amount in Rupees, unless otherwise stated)

| Particulars | Notes | 31 March 2019 | 31 March 2018 |
|--|-------|---------------|---------------|
| Revenue | | - | - |
| Total Income (I) | | - | - |
| EXPENSES | | | |
| Finance costs | 12 | 118 | 89 |
| Other expenses | 13 | 8,482 | 14,398 |
| Total Expenses (II) | | 8,600 | 14,487 |
| Profit/(Loss) before tax from operations (I-II) | | (8,600) | (14,487) |
| Tax expense: | | | |
| Current Tax | | - | - |
| Profit/(Loss) for the year from operations | | (8,600) | (14,487) |
| Other Comprehensive Income | | - | - |
| Total other comprehensive income for the year, net of tax | | - | - |
| Total comprehensive income/(loss) for the year, net of tax | | (8,600) | (14,487) |
| Earnings per equity share (computed on the basis of profit/(loss) for the year): | 14 | | |
| (1) Basic | | (0.86) | (1.45) |
| (2) Diluted | | (0.86) | (1.45) |
| Summary of significant accounting policies | 3 | | |

The accompanying notes are an integral part of the financial statements.

psp

For MNV & CO.
Firm Reg. No: 023682N
Chartered Accountants

Vijayant Suri
Partner
Membership No. 7505887



For and on behalf of the Board of Directors of
ABBEY PROPERTIES PRIVATE LIMITED

Abhishek Prasad
Director
DIN-08291550

Kumar Chand
Director
DIN-08380333

Place : New Delhi
Date : 13 May 2019

ABBOT BUILDERS PRIVATE LIMITED
BALANCE SHEET AS AT 31 MARCH 2019
(Amount in Rupees, unless otherwise stated)

| | Notes | As at 31 March 2019 | As at 31 March 2018 |
|--|-------|------------------------|------------------------|
| ASSETS | | | |
| Current assets | | | |
| Financial assets | | | |
| Cash and cash equivalents | 4 | 15,152 | 18,670 |
| Other current assets | 5 | - | - |
| Total Assets | | 15,152 | 18,670 |
| EQUITY AND LIABILITIES | | | |
| Equity | | | |
| Equity share capital | 6 | 100,000 | 100,000 |
| Other equity | 7 | (54,108,888) | (54,100,290) |
| Total equity | | (54,008,888) | (54,000,290) |
| LIABILITIES | | | |
| Current liabilities | | | |
| Financial liabilities | | | |
| Trade payables | 8 | - | - |
| -total outstanding dues of micro and small enterprises | | - | - |
| -total outstanding dues other than micro and small enterprises | | 5,900 | 5,311 |
| Other current liabilities | 9 | 54,018,140 | 54,013,649 |
| Tot Total liabilities | | 54,024,040 | 54,018,960 |
| Total Equity and Liabilities | | 15,152 | 18,670 |

Summary of significant accounting policies 3

The accompanying notes are an integral part of the financial statements.

As per our report of even date

For Rajeev & Ajay
Firm registration No : 009977N
Chartered Accountants

Rajeev Sabharwal
Partner
Membership No.: 084833



For and on behalf of the Board of Directors of
ABBOT BUILDERS PRIVATE LIMITED

Amitesh Mishra
Director
DIN-06549028

Kumar Chand
Director
DIN-08380333

Place : New Delhi
Date : 13 May 2019

ABBOT BUILDERS PRIVATE LIMITED
STATEMENT OF PROFIT AND LOSS FOR THE YEAR ENDED 31 MARCH 2019
(Amount in Rupees, unless otherwise stated)

| Particulars | Notes | 31 March 2019 | 31 March 2018 |
|--|-------|----------------|-----------------|
| Revenue | | - | - |
| Total Income | | - | - |
| EXPENSES | | | |
| Finance costs | 10 | 118 | 89 |
| Other expenses | 11 | 8,480 | 80,579 |
| Total Expenses | | 8,598 | 80,668 |
| Loss before tax from continuing operations | | (8,598) | (80,668) |
| Tax expense: | | | |
| Current tax | | - | - |
| Loss for the year from continuing operations | | (8,598) | (80,668) |
| Other comprehensive income | | - | - |
| Total other comprehensive income for the year, net of tax | | - | - |
| Total comprehensive loss for the year, net of tax | | (8,598) | (80,668) |
| Earnings per equity share: | 12 | | |
| (1) Basic | | (0.86) | (8.07) |
| (2) Diluted | | (0.86) | (8.07) |


Summary of significant accounting policies 3

The accompanying notes are an integral part of the financial statements.

As per our report of even date

For Rajeev & Ajay
Firm registration No : 009977N
Chartered Accountants

Rajeev Sabharwal
Partner
Membership No.: 084833



For and on behalf of the Board of Directors of
ABBOT BUILDERS PRIVATE LIMITED

Amitesh
Amitesh Mishra
Director
DIN-06549028

Kumar Chand
Kumar Chand
Director
DIN-08380333

Place : New Delhi
Date : 13 May 2019

ABHINAV PROJECTS PRIVATE LIMITED
BALANCE SHEET AS AT 31 MARCH 2019
(Amount in rupees, unless otherwise stated)

| | Notes | As at 31 March 2019 | As at 31 March 2018 |
|--|-------|------------------------|------------------------|
| ASSETS | | | |
| Current assets | | | |
| Inventories | 4 | 82,583,104 | 114,450,459 |
| Financial assets | | | |
| Cash and cash equivalents | 5 | 13,065 | 19,414 |
| Other financial assets | 6 | 7,537,994 | 7,537,994 |
| Total Assets | | 90,134,163 | 122,007,867 |
| EQUITY AND LIABILITIES | | | |
| Equity | | | |
| Equity share capital | 7 | 100,000 | 100,000 |
| Other equity | 8 | (566,563) | (557,651) |
| Total equity | | (466,563) | (457,651) |
| LIABILITIES | | | |
| Current liabilities | | | |
| Financial liabilities | | | |
| Trade payables | 9 | - | - |
| -total outstanding dues of micro and small enterprises | | - | - |
| -total outstanding dues other than micro and small enterprises | | 5,900 | 5,310 |
| Other current liabilities | 10 | 90,594,826 | 122,460,208 |
| Total liabilities | | 90,600,726 | 122,465,518 |
| Total Equity and Liabilities | | 90,134,163 | 122,007,867 |

Summary of significant accounting policies

3

The accompanying notes are an integral part of the financial statements.

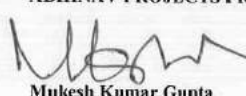
As per our report of even date

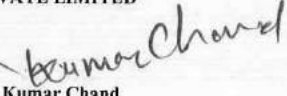
For MNV & CO.
Firm Reg. No. 1023682N
Chartered Accountants

Vikrant Suri
Partner
Membership No.: 505887

Place : New Delhi
Date : 13 May 2019

For and on behalf of the Board of Directors of
ABHINAV PROJECTS PRIVATE LIMITED


Mukesh Kumar Gupta
Director
DIN-02354428


Kumar Chand
Director
DIN-08380333

ABHINAV PROJECTS PRIVATE LIMITED
STATEMENT OF PROFIT AND LOSS FOR THE YEAR ENDED 31 MARCH 2019
(Amount in rupees, unless otherwise stated)

| Particulars | Notes | 31 March 2019 | 31 March 2018 |
|--|-------|----------------|-----------------|
| Revenue | | - | - |
| Total Revenue | | - | - |
| EXPENSES | | | |
| Finance costs | 11 | 118 | 198 |
| Other expenses | 12 | 8,794 | 16,026 |
| Total Expenses | | 8,912 | 16,224 |
| (Loss) before tax from continuing operations | | (8,912) | (16,224) |
| Tax expense: | | | |
| Current tax | | - | - |
| (Loss) for the year from continuing operations | | (8,912) | (16,224) |
| Other comprehensive income | | - | - |
| Total other comprehensive income for the year, net of tax | | - | - |
| Total comprehensive (loss) for the year, net of tax | | (8,912) | (16,224) |
| Earnings per equity share: | 13 | | |
| (1) Basic | | (0.89) | (1.62) |
| (2) Diluted | | (0.89) | (1.62) |

Summary of significant accounting policies

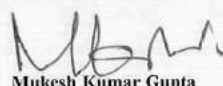
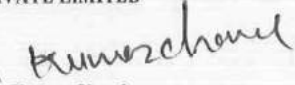
3

The accompanying notes are an integral part of the financial statements.

As per our report of even date

For MNV & CO.
Firm Reg. No. 023682N
Chartered Accountants

Vikrant Suri
Partner
Membership No.: 505887

For and on behalf of the Board of Directors of
ABHINAV PROJECTS PRIVATE LIMITED

Mukesh Kumar Gupta
Director
DIN-02354428

Kumar Chand
Director
DIN-08380333

Place : New Delhi
Date : 13 May 2019

ABYSS PROPERTIES PRIVATE LIMITED
BALANCE SHEET AS AT 31 MARCH 2019
(Amount in Rupees, unless otherwise stated)

| | Notes | 31 March 2019 | 31 March 2018 |
|--|-------|--------------------|--------------------|
| ASSETS | | | |
| Current assets | | | |
| Inventories | 4 | 133,706,367 | 133,706,367 |
| Financial assets | | | |
| Cash and cash equivalents | 5 | 15,150 | 16,669 |
| Total assets | | 133,721,517 | 133,723,036 |
| EQUITY AND LIABILITIES | | | |
| Equity | | | |
| Equity share capital | 6 | 100,000 | 100,000 |
| Other equity | 7 | (175,557) | (167,270) |
| Total equity | | (75,557) | (67,270) |
| LIABILITIES | | | |
| Current liabilities | | | |
| Financial liabilities | | | |
| Trade payables | 8 | - | - |
| -total outstanding dues of micro and small enterprises | | - | - |
| -total outstanding dues other than micro and small enterprises | | 5,900 | 5,310 |
| Other current liabilities | 9 | 133,791,174 | 133,784,996 |
| Total liabilities | | 133,797,074 | 133,790,306 |
| Total equity and liabilities | | 133,721,517 | 133,723,036 |

Summary of significant accounting policies

3

The accompanying notes are an integral part of the financial statements.

As per our report of even date

For Sanjay Rastogi & Associates
Firm registration No : 014056N
Chartered Accountants

CA Sanjay Rastogi
Proprietor
Membership No. : 075033



For and on behalf of the Board of Directors of
ABYSS PROPERTIES PRIVATE LIMITED

Amitava Chattopadhyay
Director
DIN-07150600

Kumar Chand
Director
DIN-08380333

Place : New Delhi
Date : 13 May, 2019

②

ABYSS PROPERTIES PRIVATE LIMITED
STATEMENT OF PROFIT AND LOSS FOR THE YEAR ENDED 31 MARCH 2019
(Amount in Rupees, unless otherwise stated)


| Particulars | Notes | 31 March 2019 | 31 March 2018 |
|--|-------|----------------|-----------------|
| Revenue | | - | - |
| Total Income | | - | - |
| EXPENSES | | | |
| Finance costs | 10 | 118 | 89 |
| Other expenses | 11 | 8,169 | 15,091 |
| Total Expenses | | 8,287 | 15,180 |
| Loss before tax from continuing operations | | (8,287) | (15,180) |
| Current tax | | - | - |
| Loss for the year from continuing operations | | (8,287) | (15,180) |
| Other comprehensive income | | - | - |
| Total other comprehensive income for the year, net of tax | | - | - |
| Total comprehensive income for the year, net of tax | | (8,287) | (15,180) |
| Earnings per equity share: | 12 | | |
| Basic (Rs.) | | (0.83) | (1.52) |
| Diluted (Rs.) | | (0.83) | (1.52) |

Summary of significant accounting policies 3

The accompanying notes are an integral part of the financial statements.

As per our report of even date

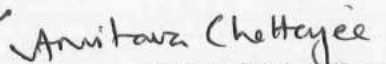
For Sanjay Rastogi & Associates
Firm registration No : 014056N
Chartered Accountants,



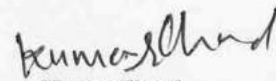
CA Sanjay Rastogi
Proprietor
Membership No. : 075033



For and on behalf of the Board of Directors of
ABYSS PROPERTIES PRIVATE LIMITED



Amitava Chattopadhyay
Director
DIN-07150600



Kumar Chand
Director
DIN-08380333

Place : New Delhi
Date : 13 May, 2019

ACCESSION BUILDWELL PRIVATE LIMITED
STANDALONE BALANCE SHEET AS AT 31 MARCH 2019
(Amount in Rupees, unless otherwise stated)

ASSETS

Non-current assets

Financial Assets
Investments

Current assets

Financial assets
Cash and cash equivalents
Other financial assets
Other current assets

Total Assets

EQUITY AND LIABILITIES

Equity

Equity share capital
Other equity
Total equity

LIABILITIES

Current liabilities


Financial liabilities
Borrowings
Trade payables
-total outstanding dues of micro and small enterprises
-total outstanding dues other than micro and small enterprises
Other financial liabilities
Other current liabilities
Total liabilities

Total Equity and Liabilities

Summary of significant accounting policies

The accompanying notes are an integral part of the financial statements.


As per our report of even date

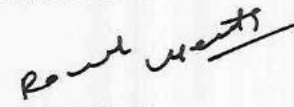
For Rajeev & Ajay
Firm registration No.: 009977N
Chartered Accountants

Rajeev Sabharwal
Partner
Membership No.: 084833

Place : New Delhi
Date : 13 May 2019

| Notes | As at 31 March 2019 | As at 31 March 2018 |
|-------|------------------------|------------------------|
| 4 | 146,073,966 | 146,073,966 |
| | 146,073,966 | 146,073,966 |
| 5 | 37,136 | 134,727 |
| 6 | 1,053,807 | - |
| 7 | 381,420 | 386,730 |
| | 1,472,363 | 521,457 |
| | 147,546,329 | 146,595,423 |
| 8 | 112,000 | 112,000 |
| 9 | (575,272,869) | (530,402,726) |
| | (575,160,869) | (530,290,726) |
| 10 | 543,215,313 | 542,052,776 |
| 11 | - | - |
| | 32,719 | 17,109 |
| 12 | 43,987,680 | - |
| 13 | 135,471,486 | 134,816,264 |
| | 722,707,198 | 676,886,149 |
| | 147,546,329 | 146,595,423 |
| 3 | | |

For and on behalf of the Board of Directors of
ACCESSION BUILDWELL PRIVATE LIMITED


Kumar Chand
Director
DIN-08380333


Rohit Mehta
Director
DIN-06961182

8


ACCESSION BUILDWELL PRIVATE LIMITED
STANDALONE STATEMENT OF PROFIT AND LOSS FOR THE YEAR ENDED 31 MARCH 2019
(Amount in Rupees, unless otherwise stated)

| Particulars | Notes | 31 March 2019 | 31 March 2018 |
|---|-------|---------------------|---------------------|
| Other income | 14 | - | 5,725 |
| Total Income | | - | 5,725 |
| EXPENSES | | | |
| Finance costs | 15 | 44,432,122 | 81,683,306 |
| Other expenses | 16 | 438,021 | 27,848 |
| Total Expenses | | 44,870,143 | 81,711,154 |
| Profit/(Loss) before tax from operations | | (44,870,143) | (81,705,429) |
| Tax expense: | | | |
| Current tax | | - | - |
| Profit/(Loss) for the year from operations | | (44,870,143) | (81,705,429) |
| Other comprehensive income | | | |
| Total other comprehensive income for the year, net of tax | | - | - |
| Total comprehensive income/(loss) for the year, net of tax | | (44,870,143) | (81,705,429) |
| Earnings per equity share: | 17 | | |
| Basic | | (4,006) | (7,295) |
| Diluted | | (4,006) | (7,295) |

Summary of significant accounting policies

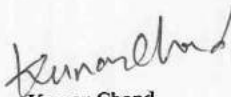
The accompanying notes are an integral part of the financial statements.

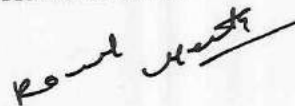
As per our report of even date

For Rajeev & Ajay
Firm registration No. 009977N
Chartered Accountants

Rajeev Sabharwal
Partner
Membership No. 084833

Place : New Delhi
Date : 13 May 2019

For and on behalf of the Board of Directors of
ACCESSION BUILDWELL PRIVATE LIMITED


Kumar Chand
Director
DIN-08380333


Rohit Mehta
Director
DIN-06961182

ACCORDION BUILDWELL PRIVATE LIMITED
BALANCE SHEET AS AT 31 MARCH 2019
(Amount in Rupees, unless otherwise stated)

| | Notes | As at 31 March 2019 | As at 31 March 2018 |
|--|-------|------------------------|------------------------|
| ASSETS | | | |
| Current assets | | | |
| Inventories | 4 | 107,190,048 | 107,190,048 |
| Financial assets | | | |
| Cash and cash equivalents | 5 | 25,032 | 58,227 |
| Other financial assets | 6 | 695,000 | 695,000 |
| Other current assets | 7 | - | - |
| Total Assets | | 107,910,080 | 107,943,275 |
| EQUITY AND LIABILITIES | | | |
| Equity | | | |
| Equity share capital | 8 | 100,000 | 100,000 |
| Other equity | 9 | (25,121,811) | (25,113,952) |
| Total equity | | (25,021,811) | (25,013,952) |
| LIABILITIES | | | |
| Current liabilities | | | |
| Financial liabilities | | | |
| Trade payables | 10 | - | - |
| -total outstanding dues of micro and small enterprises | | - | - |
| -total outstanding dues other than micro and small enterprises | | 5,899 | 5,309 |
| Other current liabilities | 11 | 132,925,992 | 132,951,918 |
| Total liabilities | | 132,931,891 | 132,957,227 |
| Total Equity and Liabilities | | 107,910,080 | 107,943,275 |

Summary of significant accounting policies


3

The accompanying notes are an integral part of the financial statements.

As per our report of even date

For Rajeev & Ajay
Firm registration No : 009977N
Chartered Accountants

Ajay Sachdeva
Partner
Membership No. :084302



Place : New Delhi
Date : 13 May 2019

For and on behalf of the Board of Directors of
ACCORDION BUILDWELL PRIVATE LIMITED

Manish Kumar
Director
DIN-08376570

P.K. Saini
Pravesh Kumar
Director
DIN-08376738

SP

ACCORDION BUILDWELL PRIVATE LIMITED
STATEMENT OF PROFIT AND LOSS FOR THE YEAR ENDED 31 MARCH 2019
(Amount in Rupees, unless otherwise stated)

| Particulars | Notes | 31 March 2019 | 31 March 2018 |
|--|-------|---------------|---------------|
| Revenue | | - | - |
| Total Income | | - | - |
| EXPENSES | | | |
| Finance costs | 12 | - | 59 |
| Other expenses | 13 | 7,859 | 10,519 |
| Total Expenses | | 7,859 | 10,578 |
| (Loss) before tax from continuing operations | | (7,859) | (10,578) |
| Tax expense: | | | |
| Current tax | | - | - |
| (Loss) for the year from continuing operations | | (7,859) | (10,578) |
| Other comprehensive income | | - | - |
| Total other comprehensive income for the year, net of tax | | - | - |
| Total comprehensive income/(loss) for the year, net of tax | | (7,859) | (10,578) |
| Earnings per equity share: | 14 | | |
| (1) Basic | | (0.79) | (1.06) |
| (2) Diluted | | (0.79) | (1.06) |

Summary of significant accounting policies

3

The accompanying notes are an integral part of the financial statements.

As per our report of even date

For Rajeev & Ajay
Firm registration No : 009977N
Chartered Accountants

Ajay Sachdeva
Partner
Membership No. 1084302



Place : New Delhi
Date : 13 May 2019

For and on behalf of the Board of Directors of
ACCORDION BUILDWELL PRIVATE LIMITED

Manish Kumar
Director
DIN-08376570

Pravesh Kumar
Director
DIN-08376738

ACHATES BUILDCONS PRIVATE LIMITED
BALANCE SHEET AS AT 31 MARCH 2019
(Amount in Rupees, unless otherwise stated)

| | Notes | 31 March 2019 | 31 March 2018 |
|--|-------|-------------------|-------------------|
| ASSETS | | | |
| Current assets | | | |
| Financial assets | | | |
| Cash and cash equivalents | 4 | 49,300 | 17,105 |
| Other financial assets | 5 | 36,658,030 | 36,716,704 |
| Other current assets | 6 | - | - |
| Total assets | | 36,707,330 | 36,733,809 |
| EQUITY AND LIABILITIES | | | |
| Equity | | | |
| Equity share capital | 7 | 200,000 | 200,000 |
| Other equity | 8 | 36,501,430 | 36,527,909 |
| Total equity | | 36,701,430 | 36,727,909 |
| LIABILITIES | | | |
| Current liabilities | | | |
| Financial liabilities | | | |
| Trade payables | 9 | - | - |
| -total outstanding dues of micro and small enterprises | | - | - |
| -total outstanding dues other than micro and small enterprises | | 5,900 | 5,310 |
| Other current liabilities | 10 | - | 590 |
| Total liabilities | | 5,900 | 5,900 |
| Total equity and liabilities | | 36,707,330 | 36,733,809 |

Summary of significant accounting policies

3

The accompanying notes are an integral part of the financial statements.

As per our report of even date

For MNV & CO.

Firm Reg. No.: 023682N

Chartered Accountants

Vikrant Suri
Partner

Membership No.: 505887

Place : New Delhi

Date : 13 May 2019

For and on behalf of the Board of Directors of
ACHATES BUILDCONS PRIVATE LIMITED

Kumar Chand
Director

DIN-08380333

Korada Bhavaniprasad
Director

DIN-08129240

ACHATES BUILDCONS PRIVATE LIMITED
STATEMENT OF PROFIT AND LOSS FOR THE YEAR ENDED 31 MARCH 2019
(Amount in Rupees, unless otherwise stated)

| Particulars | Notes | 31 March 2019 | 31 March 2018 |
|---|-------|-----------------|-----------------|
| Revenue | | - | - |
| Total Income | | - | - |
| EXPENSES | | | |
| Finance costs | 11 | 445 | 89 |
| Other expenses | 12 | 26,034 | 21,010 |
| Total Expenses | | 26,479 | 21,099 |
| Profit/(Loss) before tax from continuing operations | | (26,479) | (21,099) |
| Tax expense: | | | |
| Current tax | | - | - |
| Profit/(Loss) for the year from continuing operations | | (26,479) | (21,099) |
| Other comprehensive income | | - | - |
| Total other comprehensive income for the year, net of tax | | - | - |
| Total comprehensive income/(loss) for the year, net of tax | | (26,479) | (21,099) |
| Earnings per equity share: | | | |
| Basic (Rs.) | 13 | (1.32) | (1.05) |
| Diluted (Rs.) | | (1.32) | (1.05) |

Summary of significant accounting policies

3

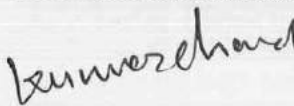
The accompanying notes are an integral part of the financial statements.


As per our report of even date

For MNV & CO.
Firm Reg. No.: 023682N
Chartered Accountants

Vibhant Suri
Partner
Membership No.: 505887

For and on behalf of the Board of Directors of
ACHATES BUILDCONS PRIVATE LIMITED


Kumar Chand
Director
DIN-08380333


Korada Bhavaniprasad
Director
DIN-08129240

Place : New Delhi
Date : 13 May 2019

ACORN BUILD MART PRIVATE LIMITED
BALANCE SHEET AS AT 31 MARCH 2019
(Amount in Rupees, unless otherwise stated)

| | Notes | As at 31 March 2019 | As at 31 March 2018 |
|--|-------|--------------------------|--------------------------|
| ASSETS | | | |
| Current assets | | | |
| Financial assets | | | |
| Cash and cash equivalents | 4 | 11,013 | 16,531 |
| Other financial assets | 5 | 37,212,145 | 37,223,749 |
| | | <u>37,223,158</u> | <u>37,240,280</u> |
| Total Assets | | <u>37,223,158</u> | <u>37,240,280</u> |
| EQUITY AND LIABILITIES | | | |
| Equity | | | |
| Equity share capital | 6 | 200,000 | 200,000 |
| Other equity | 7 | 37,017,258 | 37,030,846 |
| Total equity | | <u>37,217,258</u> | <u>37,230,846</u> |
| LIABILITIES | | | |
| Current liabilities | | | |
| Financial liabilities | | | |
| Trade payables | 8 | - | - |
| -total outstanding dues of micro and small enterprises | | - | - |
| -total outstanding dues other than micro and small enterprises | | 5,900 | 8,844 |
| Other current liabilities | 9 | - | 590 |
| Total liabilities | | <u>5,900</u> | <u>9,434</u> |
| Total Equity and Liabilities | | <u>37,223,158</u> | <u>37,240,280</u> |

Summary of significant accounting policies 3

The accompanying notes are an integral part of the financial statements.

As per our report of even date

For MNV & CO.
Firm Reg. No.: 023682N
Chartered Accountants

Vikram Suri
Partner
Membership No.: 505887



For and on behalf of the Board of Directors of
ACORN BUILD MART PRIVATE LIMITED

Kumar Chand
Director
DIN- 08380333

Korada Bhavaniprasad
Director
DIN-08129240

Place : New Delhi
Date : 13 May 2019

ACORN BUILDMART PRIVATE LIMITED
STATEMENT OF PROFIT AND LOSS FOR THE YEAR ENDED 31 MARCH 2019
(Amount in Rupees, unless otherwise stated)

| Particulars | Notes | 31 March 2019 | 31 March 2018 |
|---|-------|-----------------|-----------------|
| Revenue | | - | - |
| Total Income (I) | | - | - |
| EXPENSES | | | |
| Finance costs | 10 | 118 | 89 |
| Other expenses | 11 | 13,470 | 12,490 |
| Total Expenses (II) | | 13,588 | 12,579 |
| (Loss) before tax from continuing operations (I-II) | | (13,588) | (12,579) |
| Tax expense: | | | |
| Current Tax | | - | - |
| (Loss) for the year from continuing operations | | (13,588) | (12,579) |
| Other comprehensive income | | - | - |
| Total other comprehensive income for the year, net of tax | | - | - |
| Total comprehensive income/(loss) for the year, net of tax | | (13,588) | (12,579) |
| Earnings per equity share (computed on the basis of profit/(loss) for the year): | 12 | | |
| (1) Basic | | (0.68) | (0.63) |
| (2) Diluted | | (0.68) | (0.63) |

Summary of significant accounting policies 3

The accompanying notes are an integral part of the financial statements.

As per our report of even date

For MNV & CO.
Firm Reg. No.: 023682N
Chartered Accountants

Vikrant Suri
Partner
Membership No.: 505887



For and on behalf of the Board of Directors of
ACORN BUILDMART PRIVATE LIMITED

Kumar Chand
Director
DIN- 08380333

Korada Bhavaniprasad
Director
DIN-08129240

Place : New Delhi
Date : 13 May 2019

ACORN DEVELOPERS PRIVATE LIMITED
BALANCE SHEET AS AT 31 MARCH 2019
(Amount in rupees, unless otherwise stated)

| | Notes | As at 31 March 2019 | As at 31 March 2018 |
|--|-------|------------------------|------------------------|
| ASSETS | | | |
| Current assets | | | |
| Financial assets | | | |
| Cash and cash equivalents | 4 | 29,041 | 19,294 |
| Other financial assets | 5 | 26,663,095 | 26,721,984 |
| Other current assets | 6 | - | - |
| Total Assets | | 26,692,136 | 26,741,278 |
| EQUITY AND LIABILITIES | | | |
| Equity | | | |
| Equity share capital | 7 | 200,000 | 200,000 |
| Other equity | 8 | 26,486,235 | 26,531,844 |
| Total equity | | 26,686,235 | 26,731,844 |
| LIABILITIES | | | |
| Current liabilities | | | |
| Financial liabilities | | | |
| Trade payables | 9 | - | - |
| -total outstanding dues of micro and small enterprises | | - | - |
| -total outstanding dues other than micro and small enterprises | | 5,901 | 8,844 |
| Other current liabilities | 10 | - | 590 |
| Total liabilities | | 5,901 | 9,434 |
| Total Equity and Liabilities | | 26,692,136 | 26,741,278 |
| Summary of significant accounting policies | 3 | | |

The accompanying notes are an integral part of the financial statements.

As per our report of even date


For MNV & CO.
Firm Reg. No.: 023682N
Chartered Accountants

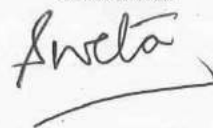
Vikram Suri
Partner
Membership No.: 505887

Place : New Delhi
Date : 13 May 2019

For and on behalf of the Board of Directors of
ACORN DEVELOPERS PRIVATE LIMITED


Sweta Maharaj
Director
DIN-08380326


Korada Bhavaniprasad
Director
DIN-08129240



ACORN DEVELOPERS PRIVATE LIMITED
STATEMENT OF PROFIT AND LOSS FOR THE YEAR ENDED 31 MARCH 2019
(Amount in rupees, unless otherwise stated)

| Particulars | Notes | 31 March 2019 | 31 March 2018 |
|--|-------|---------------|---------------|
| Revenue | | - | - |
| Total Income (I) | | - | - |
| EXPENSES | | | |
| Finance costs | 11 | 11,140 | 89 |
| Other expenses | 12 | 34,469 | 9,994 |
| Total Expenses (II) | | 45,609 | 10,083 |
| (Loss) before tax from continuing operations (I-II) | | (45,609) | (10,083) |
| Tax expense: | | | |
| Current tax | | - | - |
| (Loss) for the year from continuing operations | | (45,609) | (10,083) |
| Other comprehensive income | | - | - |
| Total other comprehensive income for the year, net of tax | | - | - |
| Total comprehensive (loss) for the year, net of tax | | (45,609) | (10,083) |
| Earnings per equity share: | 13 | | |
| (1) Basic | | (2.28) | (0.50) |
| (2) Diluted | | (2.28) | (0.50) |

Summary of significant accounting policies

3

The accompanying notes are an integral part of the financial statements.

As per our report of even date

For MNV & CO.

Firm Reg. No.: 023682N

Chartered Accountants

Vikrant Suri

Partner

Membership No.: 505887

Place : New Delhi

Date : 13 May 2019

For and on behalf of the Board of Directors of
ACORN DEVELOPERS PRIVATE LIMITED

Sweta Maharaj

Director

DIN-08380326

Korada Bhavaniprasad

Director

DIN-08129240

ACTIVE PROMOTERS PRIVATE LIMITED
STANDALONE BALANCE SHEET AS AT 31 MARCH 2019
(Amount in rupees, unless otherwise stated)

| | Notes | As at 31 March 2019 | As at 31 March 2018 |
|--|-------|----------------------------|----------------------------|
| ASSETS | | | |
| Non-current assets | | | |
| Financial assets | | | |
| Investments | 4 | 6,571,155 | 6,571,155 |
| | | <u>6,571,155</u> | <u>6,571,155</u> |
| Current assets | | | |
| Inventories | 5 | 367,444,716 | 701,811,652 |
| Financial assets | | | |
| Cash and cash equivalents | 6 | 11,523,747 | 37,126 |
| Other bank balances | 7 | 717,716 | 666,601 |
| Other financial assets | 8 | 14,429,634 | 29,077,363 |
| Other current assets | 9 | 3,074,945 | 3,466,220 |
| Total Assets | | <u>403,761,913</u> | <u>741,630,117</u> |
| EQUITY AND LIABILITIES | | | |
| Equity | | | |
| Equity share capital | 10 | 200,000 | 200,000 |
| Other equity | 11 | (13,409,926) | (10,993,186) |
| Total equity | | <u>(13,209,926)</u> | <u>(10,793,186)</u> |
| LIABILITIES | | | |
| Current liabilities | | | |
| Financial liabilities | | | |
| Trade payables | 12 | - | - |
| -total outstanding dues of micro and small enterprises | | 4,583,302 | 12,816,374 |
| -total outstanding dues other than micro and small enterprises | 13 | 412,388,537 | 739,606,929 |
| Other current liabilities | | <u>416,971,839</u> | <u>752,423,303</u> |
| Total liabilities | | <u>403,761,913</u> | <u>741,630,117</u> |

Total Equity and Liabilities

Summary of significant accounting policies

3

The accompanying notes are an integral part of the financial statements.

As per our report of even date

For Rajeev & Ajay
Firm registration No : 009977N
Chartered Accountants

Rajeev Sabharwal
Partner
Membership No. : 084833



For and on behalf of the Board of Directors of
ACTIVE PROMOTERS PRIVATE LIMITED

Rohit Mehta *Sweta*

Rohit Mehta
Director
DIN-06961182

Sweta Maharaj
Director
DIN- 08380326

Place : New Delhi
Date : 13 May 2019

ACTIVE PROMOTERS PRIVATE LIMITED
STANDALONE STATEMENT OF PROFIT AND LOSS FOR THE YEAR ENDED 31 MARCH 2019
(Amount in rupees, unless otherwise stated)

| Particulars | Notes | 31 March 2019 | 31 March 2018 |
|--|-------|--------------------|---------------------|
| Revenue from operations | 14 | 2,273 | - |
| Other income | 15 | 4,557,004 | 441,605 |
| Total Income (I) | | 4,559,277 | 441,605 |
| EXPENSES | | | |
| Finance costs | 16 | 643 | 290,981 |
| Other expenses | 17 | 6,975,374 | 18,441,041 |
| Total Expenses (II) | | 6,976,017 | 18,732,022 |
| (Loss) before tax from continuing operations (I-II) | | (2,416,740) | (18,290,417) |
| Tax expense: | | | |
| Current tax | | - | - |
| (Loss) for the year from continuing operations | | (2,416,740) | (18,290,417) |
| Other comprehensive income | | - | - |
| Total other comprehensive income for the year, net of tax | | - | - |
| Total comprehensive (loss) for the year, net of tax | | (2,416,740) | (18,290,417) |
| Earnings per equity share: | 18 | | |
| (1) Basic | | (120.84) | (914.52) |
| (2) Diluted | | (120.84) | (914.52) |

Summary of significant accounting policies

3

The accompanying notes are an integral part of the financial statements.

As per our report of even date

For Rajeev & Ajay
Firm registration No : 009977N
Chartered Accountants

Rajeev Sabharwal
Partner
Membership No. : 084833



For and on behalf of the Board of Directors of
ACTIVE PROMOTERS PRIVATE LIMITED

Rohit Mehta *Sweta Maharaj*

Rohit Mehta
Director
DIN-06961182

Sweta Maharaj
Director
DIN- 08380326

Place : New Delhi
Date : 13 May 2019

ACTIVE SECURITIES LIMITED
BALANCE SHEET AS AT 31 MARCH 2019
(Amount in Rupees, unless otherwise stated)

ASSETS

Non-current assets

Property, plant and equipment
Investment property
Deferred tax assets
Non-current tax assets
Other non-current assets

| Note | 31 March 2019 | 31 March 2018 (Restated) | 01 April 2017 (Restated) |
|------|--------------------|-----------------------------|-----------------------------|
| 4 | - | - | - |
| 5 | 476,720,787 | 486,812,064 | 502,863,976 |
| | 20,019,788 | 19,356,703 | 18,521,707 |
| 6 | 33,523,901 | 31,977,572 | 28,182,386 |
| 7 | 1,768,200 | 1,768,200 | 1,748,000 |
| | <u>532,032,676</u> | <u>539,914,539</u> | <u>551,316,069</u> |

Current assets

Financial assets

Trade receivable
Cash and cash equivalents
Other bank balances
Other financial assets
Other current assets

| | | | |
|----|--------------------|--------------------|--------------------|
| 8 | 21,168,188 | 1,705,584 | - |
| 9 | - | 8,441,400 | 13,855 |
| 10 | 2,576,810 | 2,257,156 | 2,158,054 |
| 11 | 96,244 | 255,495 | 195,405 |
| 12 | 1,455,187 | 1,663,004 | 1,734,921 |
| | <u>25,296,429</u> | <u>14,322,639</u> | <u>4,102,235</u> |
| | <u>557,329,105</u> | <u>554,237,178</u> | <u>555,418,304</u> |

EQUITY AND LIABILITIES

Equity

Equity share capital
Other equity
Total equity

| | | | |
|----|--------------------|--------------------|--------------------|
| 13 | 751,000 | 751,000 | 751,000 |
| | <u>170,881,291</u> | <u>139,531,328</u> | <u>110,001,271</u> |
| | <u>171,632,291</u> | <u>140,282,328</u> | <u>110,752,271</u> |

LIABILITIES

Non-current liabilities

Deferred tax liabilities

| | | | |
|----|-------------------|-------------------|-------------------|
| 28 | 31,747,653 | 27,647,776 | 29,624,183 |
| | <u>31,747,653</u> | <u>27,647,776</u> | <u>29,624,183</u> |

Current liabilities

Financial liabilities

Borrowings
Trade payables
-total outstanding dues of micro and small enterprises
-total outstanding dues other than micro and small enterprises
Other financial liabilities
Other current liabilities

| | | | |
|----|--------------------|--------------------|--------------------|
| 14 | 340,219,142 | 374,870,775 | 409,622,711 |
| 15 | - | - | - |
| | 6,130,717 | 6,779,229 | 5,056,743 |
| 16 | 5,412,286 | 2,383,795 | 326,156 |
| 17 | 2,187,016 | 2,273,275 | 36,240 |
| | <u>385,696,814</u> | <u>413,954,850</u> | <u>415,041,850</u> |
| | <u>557,329,105</u> | <u>554,237,178</u> | <u>555,418,304</u> |


Summary of significant accounting policies

3

The accompanying notes are an integral part of the financial statements.

This is the Balance Sheet referred to in our report of ever date.


For **Walker Chandio & Co LLP**
Chartered Accountants
Firm's Registration No.: 001076N/N500013



Neeraj Sharma
Partner
Membership No. 502013



Place : Gurugram
Date : 13 May 2019

For and on behalf of the Board of Directors of
ACTIVE SECURITIES LIMITED


Shashir Lal
Director
DIN-02210170


Kul Bhushan
Director
DIN- 08129099

ACTIVE SECURITIES LIMITED
STATEMENT OF PROFIT AND LOSS FOR THE YEAR ENDED 31 MARCH 2019
(Amount in Rupees, unless otherwise stated)

| Particulars | Note | 31 March 2019 | 31 March 2018 |
|--|------|-------------------|-------------------|
| Income | | | |
| Revenue from operations | 18 | 80,349,099 | 69,298,402 |
| Other income | 19 | 696,137 | 170,203 |
| | | <u>81,045,236</u> | <u>69,468,605</u> |
| Expenses | | | |
| Depreciation expense | 20 | 10,091,277 | 16,051,912 |
| Finance costs | 21 | 216,043 | 309,222 |
| Other expenses | 22 | 26,933,755 | 23,412,678 |
| | | <u>37,241,075</u> | <u>39,773,812</u> |
| Profit before tax | | <u>43,804,161</u> | <u>29,694,793</u> |
| Tax expense: | | | |
| Current tax | | 9,017,407 | 2,141,143 |
| Minimum alternate tax credit entitlement | | (663,085) | (1,976,407) |
| Deferred tax | | 4,099,877 | - |
| Profit for the year | | <u>31,349,962</u> | <u>29,530,057</u> |
| Other comprehensive income | | - | - |
| Total other comprehensive income for the year, net of tax | | - | - |
| Total comprehensive income for the year, net of tax | | <u>31,349,962</u> | <u>29,530,057</u> |
| Earnings per equity share: | 23 | | |
| Basic (Rs.) | | 417.44 | 393.21 |
| Diluted (Rs.) | | 417.44 | 393.21 |

Summary of significant accounting policies

3


The accompanying notes are an integral part of the financial statements.

This is the statement of profit and loss referred to in our report of even date.

For Walker Chandiok & Co LLP

Chartered Accountants

Firm's Registration No.: 001076N/N500013



Neeraj Sharma

Partner

Membership No. 502013



For and on behalf of the Board of Directors of
ACTIVE SECURITIES LIMITED


Shishir Lal

Director

DIN-02210170


Kul Bhushan

Director

DIN- 08129099

Place : Gurugram

Date : 13 May 2019

ACUTECH ESTATES PRIVATE LIMITED
BALANCE SHEET AS AT 31 MARCH 2019
(Amount in Rupees, unless otherwise stated)

ASSETS

Current assets

| | | | |
|---------------------------|---|-------------|-------------|
| Inventories | 4 | 314,393,114 | 314,393,114 |
| Financial assets | | | |
| Cash and cash equivalents | 5 | 14,553 | 18,487 |
| Other current assets | 6 | - | - |

Total Assets

314,407,667 314,411,601

EQUITY AND LIABILITIES

Equity

| | | | |
|----------------------|---|----------------|----------------|
| Equity share capital | 7 | 1,000,000 | 1,000,000 |
| Other equity | 8 | (360,104) | (347,140) |
| Total equity | | 639,896 | 652,860 |

LIABILITIES

Current liabilities

| | | | |
|--|----|--------------------|--------------------|
| Financial liabilities | | | |
| Trade payables | 9 | - | - |
| -total outstanding dues of micro and small enterprises | | 5,900 | 5,309 |
| -total outstanding dues other than micro and small enterprises | | | |
| Other current liabilities | 10 | 313,761,871 | 313,753,432 |
| Total liabilities | | 313,767,771 | 313,758,741 |

Total Equity and Liabilities

314,407,667 314,411,601

Summary of significant accounting policies


3

The accompanying notes are an integral part of the financial statements.

As per our report of even date

For Rajeev & Ajay
Firm registration No : 009977N
Chartered Accountants

Rajeev Sabharwal
Partner
Membership No. :084833



Place : New Delhi
Date : 13 May 2019

For and on behalf of the Board of Directors of
ACUTECH ESTATES PRIVATE LIMITED

Kalyan Biswas
Director
DIN-08411388

Sujit Kumar Sahu
Sujit Kumar Sahu
Director
DIN-05141894

(Signature)

ACUTECH ESTATES PRIVATE LIMITED
STATEMENT OF PROFIT AND LOSS FOR THE YEAR ENDED 31 MARCH 2019
(Amount in Rupees, unless otherwise stated)

| Particulars | Notes | 31 March 2019 | 31 March 2018 |
|---|-------|---------------|---------------|
| Revenue | | - | - |
| Total Income | | - | - |
| EXPENSES | | | |
| Finance costs | 11 | 118 | 89 |
| Other expenses | 12 | 12,846 | 12,488 |
| Total Expenses | | 12,964 | 12,577 |
| (Loss) before tax from continuing operations | | (12,964) | (12,577) |
| Tax expense: | | | |
| Current tax | | - | - |
| (Loss) for the year from continuing operations | | (12,964) | (12,577) |
| Other comprehensive income | | - | - |
| Total other comprehensive income for the year, net of tax | | - | - |
| Total comprehensive income for the year, net of tax | | (12,964) | (12,577) |
| Earnings per equity share: | | | |
| (1) Basic | 13 | (0.13) | (0.13) |
| (2) Diluted | | (0.13) | (0.13) |

Summary of significant accounting policies


3

The accompanying notes are an integral part of the financial statements.

As per our report of even date

For Rajeev & Ajay
Firm registration No : 009977N
Chartered Accountants

Rajeev Sabharwal
Partner
Membership No. :084833



For and on behalf of the Board of Directors of
ACUTECH ESTATES PRIVATE LIMITED

Kalyan Biswas
Director
DIN-08411388

Sujit Kumar Sahu
Director
DIN-05141894

Place : New Delhi
Date : 13 May 2019

ADZE PROPERTIES PRIVATE LIMITED
BALANCE SHEET AS AT 31 MARCH 2019
(Amount in Rupees, unless otherwise stated)


| | Notes | As at 31 March 2019 | As at 31 March 2018 |
|--|-------|------------------------|------------------------|
| ASSETS | | | |
| Current assets | | | |
| Inventories | 4 | 84,408,287 | 84,408,287 |
| Financial assets | | | |
| Cash and cash equivalents | 5 | 12,315 | 18,421 |
| Other current assets | 6 | - | - |
| Total Assets | | 84,420,602 | 84,426,708 |
| EQUITY AND LIABILITIES | | | |
| Equity | | | |
| Equity share capital | 7 | 100,000 | 100,000 |
| Other equity | 8 | | |
| Retained Earnings | | (1,119,436) | (1,031,907) |
| Total equity | | (1,019,436) | (931,907) |
| LIABILITIES | | | |
| Current liabilities | | | |
| Financial liabilities | | | |
| Trade payables | 9 | | |
| -total outstanding dues of micro and small enterprises | | - | - |
| -total outstanding dues other than micro and small enterprises | | 6,695 | 6,106 |
| Other current liabilities | 10 | 85,433,343 | 85,352,509 |
| Total liabilities | | 85,440,038 | 85,358,615 |
| Total Equity and Liabilities | | 84,420,602 | 84,426,708 |
| Summary of significant accounting policies | 3 | | |

The accompanying notes are an integral part of the financial statements.

As per our report of even date

For Rajeev & Ajay
Firm registration No : 009927N
Chartered Accountants

Rajeev Subbairwal
Partner
Membership No. :084833



Place : New Delhi
Date : 13 May 2019

For and on behalf of the Board of Directors of
ADZE PROPERTIES PRIVATE LIMITED

Kamal Malik
Director
DIN-08129137

Chandan Singh
Director
DIN-08129090

ADZE PROPERTIES PRIVATE LIMITED
STATEMENT OF PROFIT AND LOSS FOR THE YEAR ENDED 31 MARCH 2019
(Amount in Rupees, unless otherwise stated)

| | Notes | 31 March 2019 | 31 March 2018 |
|--|-------|-----------------|----------------|
| Revenue | | - | - |
| Total Income | | - | - |
| EXPENSES | | | |
| Finance costs | 11 | 136 | 89 |
| Other expenses | 12 | 87,393 | 8,753 |
| Total Expenses | | 87,529 | 8,842 |
| (Loss) before tax from continuing operations | | (87,529) | (8,842) |
| Tax expense: | | | |
| Current tax | | - | - |
| (Loss) for the year from continuing operations | | (87,529) | (8,842) |
| Other comprehensive income | | - | - |
| Total other comprehensive income for the year, net of tax | | - | - |
| Total comprehensive income for the year, net of tax | | (87,529) | (8,842) |
| Earnings per equity share: | 13 | | |
| (1) Basic | | (8.75) | (0.88) |
| (2) Diluted | | (8.75) | (0.88) |

Summary of significant accounting policies

3

The accompanying notes are an integral part of the financial statements.

As per our report of even date

For Rajeev & Ajay
Firm registration No : 009977N
Chartered Accountants

Rajeev Sabharwal
Partner
Membership No. : 084833



Place : New Delhi
Date : 13 May 2019

For and on behalf of the Board of Directors of
ADZE PROPERTIES PRIVATE LIMITED

Kamal Malik
Director
DIN-08129137

Chandan Singh
Director
DIN-08129090

ALLIED REALTY PRIVATE LIMITED
BALANCE SHEET AS AT 31 MARCH 2019
(Amount in Rupees, unless otherwise stated)

| | Notes | 31 March 2019 | 31 March 2018 |
|--|-------|--------------------|----------------------|
| ASSETS | | | |
| Current assets | | | |
| Inventories | 4 | 801,369,142 | 1,337,399,832 |
| Financial assets | | | |
| Cash and cash equivalents | 5 | - | 24,271 |
| Total assets | | 801,369,142 | 1,337,424,103 |
| EQUITY AND LIABILITIES | | | |
| Equity | | | |
| Equity share capital | 6 | 100,000 | 100,000 |
| Other equity | 7 | (6,728,085) | (5,112,393) |
| Total equity | | (6,628,085) | (5,012,393) |
| LIABILITIES | | | |
| Current liabilities | | | |
| Financial liabilities | | | |
| Trade payables | 8 | - | - |
| -total outstanding dues of micro and small enterprises | | 600,901 | 265,911 |
| -total outstanding dues other than micro and small enterprises | | | |
| Other financial liabilities | 9 | 202,662 | - |
| Other current liabilities | 10 | 807,193,664 | 1,342,170,585 |
| Total liabilities | | 807,997,227 | 1,342,436,496 |
| Total equity and liabilities | | 801,369,142 | 1,337,424,103 |

Summary of significant accounting policies

3

The accompanying notes are an integral part of the financial statements.


As per our report of even date

For MNV & CO.
Firm Reg. No.: 023682N
Chartered Accountants

Vikramt Suri
Partner
Membership No. 505887

For and on behalf of the Board of Directors of
ALLIED REALTY PRIVATE LIMITED


Vineet
Director
DIN-08129156


Chandan Singh
Director
DIN-08129090

Place : New Delhi
Date : 13 May 2019

ALLIED REALTY PRIVATE LIMITED
STATEMENT OF PROFIT AND LOSS FOR THE YEAR ENDED 31 MARCH 2019
(Amount in Rupees, unless otherwise stated)

| Particulars | Notes | 31 March 2019 | 31 March 2018 |
|--|-------|--------------------|--------------------|
| Revenue | | - | - |
| Total Income | | - | - |
| EXPENSES | | | |
| Finance costs | 11 | 881 | 4 |
| Other expenses | 12 | 1,614,811 | 1,657,442 |
| Total Expenses | | 1,615,692 | 1,657,446 |
| Profit/(Loss) before tax from continuing operations | | (1,615,692) | (1,657,446) |
| Tax expense: | | | |
| Current tax | | - | - |
| Profit/(Loss) for the year from continuing operations | | (1,615,692) | (1,657,446) |
| Other comprehensive income | | - | - |
| Total other comprehensive income for the year, net of tax | | - | - |
| Total comprehensive income for the year, net of tax | | (1,615,692) | (1,657,446) |
| Earnings per equity share: | 13 | | |
| Basic (Rs.) | | (161.57) | (165.74) |
| Diluted (Rs.) | | (161.57) | (165.74) |

Summary of significant accounting policies 3

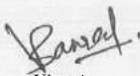
The accompanying notes are an integral part of the financial statements.

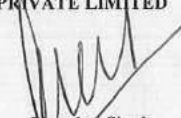
As per our report of even date

For MNV & CO.
Firm Reg. No.: 023682N
Chartered Accountants

Vinodant Singh
Partner
Membership No.: 505887

For and on behalf of the Board of Directors of
ALLIED REALTY PRIVATE LIMITED


Vineet
Director
DIN- 08129156


Chandan Singh
Director
DIN-08129090

Place : New Delhi
Date : 13 May 2019

ALPINE BUILDCON PRIVATE LIMITED
BALANCE SHEET AS AT 31 MARCH 2019
(Amount in Rupees, unless otherwise stated)

| | Notes | As at 31 March 2019 | As at 31 March 2018 |
|--|-------|------------------------|------------------------|
| ASSETS | | | |
| Current assets | | | |
| Inventories | 4 | 131,206,046 | 131,206,046 |
| Financial assets | | | |
| Cash and cash equivalents | 5 | 16,983 | 16,887 |
| Total Assets | | 131,223,029 | 131,222,933 |
| EQUITY AND LIABILITIES | | | |
| Equity | | | |
| Equity share capital | 6 | 1,000,000 | 1,000,000 |
| Other equity | 7 | (1,050,732) | (1,020,704) |
| Total equity | | (50,732) | (20,704) |
| LIABILITIES | | | |
| Current liabilities | | | |
| Financial liabilities | | | |
| Trade payables | 8 | - | - |
| -total outstanding dues of micro and small enterprises | | 5,901 | 5,310 |
| -total outstanding dues other than micro and small enterprises | 9 | 131,267,860 | 131,238,327 |
| Other current liabilities | | 131,273,761 | 131,243,637 |
| Total liabilities | | 131,273,761 | 131,243,637 |
| Total Equity and Liabilities | | 131,223,029 | 131,222,933 |

Summary of significant accounting policies

3

The accompanying notes are an integral part of the financial statements.

As per our report of even date

For Rajeev & Ajay
Firm registration No. 009977N
Chartered Accountants

Rajeev Sabharwal
Partner
Membership No. :084833



Place : New Delhi
Date : 13 May 2019

For and on behalf of the Board of Directors of
ALPINE BUILDCON PRIVATE LIMITED

Kamal Bajaj
Kamal Bajaj
Director
DIN-06713913

Vineet
Vineet
Director
DIN-08129156

5

ALPINE BUILDCON PRIVATE LIMITED
STATEMENT OF PROFIT AND LOSS FOR THE YEAR ENDED 31 MARCH 2019
(Amount in Rupees, unless otherwise stated)

| | Notes | 31 March 2019 | 31 March 2018 |
|---|-------|-----------------|-----------------|
| Revenue | | - | - |
| Total Income | | - | - |
| EXPENSES | | | |
| Finance costs | 10 | 89 | 89 |
| Other expenses | 11 | 29,939 | 16,233 |
| Total Expenses | | 30,028 | 16,322 |
| (Loss) before tax from continuing operations | | (30,028) | (16,322) |
| Tax expense | | | |
| Current tax | | - | - |
| (Loss) for the year from continuing operations | | (30,028) | (16,322) |
| Other comprehensive income | | | |
| Total other comprehensive income for the year, net of tax | | - | - |
| Total comprehensive income/(loss) for the year, net of tax | | (30,028) | (16,322) |
| Earnings per equity share: | 12 | | |
| (1) Basic | | (0.30) | (0.16) |
| (2) Diluted | | (0.30) | (0.16) |
| Summary of significant accounting policies | 3 | | |

The accompanying notes are an integral part of the financial statements.

As per our report of even date

For Rajeev & Ajay
Firm registration No : 009977N
Chartered Accountants

Rajeev Sabharwal
Partner
Membership No. : 084833



Place : New Delhi
Date : 13 May 2019

For and on behalf of the Board of Directors of
ALPINE BUILDCON PRIVATE LIMITED

Kamal Bajaj
Kamal Bajaj
Director
DIN-06713913

Vineet
Vineet
Director
DIN-08129156

AMAR GYAN DEVELOPMENTS PRIVATE LIMITED
BALANCE SHEET AS AT 31 MARCH 2019
(Amount in rupees, unless otherwise stated)

| | Notes | As at 31 March 2019 | As at 31 March 2018 |
|--|-------|------------------------|------------------------|
| ASSETS | | | |
| Current assets | | | |
| Inventories | 4 | 164,395,267 | 359,040,062 |
| Financial assets | | | |
| Cash and cash equivalents | 5 | 24,306 | 20,732 |
| Other financial assets | 6 | 842,297 | 842,297 |
| Other current assets | 7 | 533,810 | 533,810 |
| Total assets | | 165,795,680 | 360,436,901 |
| EQUITY AND LIABILITIES | | | |
| Equity | | | |
| Equity share capital | 8 | 100,000 | 100,000 |
| Other equity | 9 | 1,063,313 | 1,302,302 |
| Total equity | | 1,163,313 | 1,402,302 |
| LIABILITIES | | | |
| Current liabilities | | | |
| Financial liabilities | | | |
| Trade payables | 10 | - | - |
| -total outstanding dues of micro and small enterprises | | 5,901 | 2,183,730 |
| -total outstanding dues other than micro and small enterprises | | | |
| Other current liabilities | 11 | 164,626,466 | 356,850,869 |
| Total liabilities | | 164,632,367 | 359,034,599 |
| Total equity and liabilities | | 165,795,680 | 360,436,901 |
| Summary of significant accounting policies | | | |
| | 3 | | |


The accompanying notes are an integral part of the financial statements.

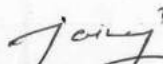
As per our report of even date

For MNV & CO.
Firm Reg. No.: 023682N
Chartered Accountants


Vikrant Suri
Partner
Membership No.: 505887

For and on behalf of the Board of Directors of
AMAR GYAN DEVELOPMENTS PRIVATE LIMITED


Suman Jain
Director
DIN- 08385675


Jaipaj Vikas Verma
Director
DIN-07560019

Place : New Delhi
Date : 13 May 2019

AMAR GYAN DEVELOPMENTS PRIVATE LIMITED
STATEMENT OF PROFIT AND LOSS FOR THE YEAR ENDED 31 MARCH 2019
(Amount in rupees, unless otherwise stated)

| Particulars | Notes | 31 March 2019 | 31 March 2018 |
|--|-------|---------------|---------------|
| Revenue | | - | - |
| Total Income | | - | - |
| EXPENSES | | | |
| Finance costs | 12 | 610 | 117 |
| Other expenses | 13 | 238,379 | 3,169,219 |
| Total Expenses | | 238,989 | 3,169,336 |
| (Loss) before tax from continuing operations | | (238,989) | (3,169,336) |
| Tax expense: | | | |
| Current tax | | (238,989) | (3,169,336) |
| (Loss) for the year from continuing operations | | - | - |
| Other comprehensive income | | - | - |
| Total other comprehensive income for the year, net of tax | | (238,989) | (3,169,336) |
| Total comprehensive (loss) for the year, net of tax | | (238,989) | (3,169,336) |
| Earnings per equity share: | 14 | | |
| (1) Basic | | (2.39) | (31.69) |
| (2) Diluted | | (2.39) | (31.69) |

Summary of significant accounting policies

The accompanying notes are an integral part of the financial statements.

As per our report of even date

For MNV & CO.
Firm Reg. No.: 023682N
Chartered Accountants
Vikrant Suri
Partner
Membership No.: 505887

For and on behalf of the Board of Directors of
AMAR GYAN DEVELOPMENTS PRIVATE LIMITED

Suman
Suman Jain
Director
DIN- 08385675

Jairaj
Jairaj Vikas Verma
Director
DIN-07560019

Place : New Delhi
Date : 13 May 2019

AMARDEEP BUILDCON PRIVATE LIMITED
BALANCE SHEET AS AT 31 MARCH 2019
(Amount in rupees, unless otherwise stated)

| | Notes | As at 31 March 2019 | As at 31 March 2018 |
|---|-------|------------------------|------------------------|
| ASSETS | | | |
| Current assets | | | |
| Inventories | 4 | 389,555,846 | 525,234,652 |
| Financial assets | | | |
| Cash and cash equivalents | 5 | - | 21,343 |
| Other financial assets | 6 | 19,003,382 | 6,458,534 |
| Other current assets | 7 | 308,301 | 1,309,749 |
| Total Assets | | 408,867,529 | 533,024,278 |
| EQUITY AND LIABILITIES | | | |
| Equity | | | |
| Equity share capital | 8 | 100,000 | 100,000 |
| Other equity | 9 | (7,107,114) | (7,190,061) |
| Total equity | | (7,007,114) | (7,090,061) |
| LIABILITIES | | | |
| Current liabilities | | | |
| Financial liabilities | | | |
| Trade payables | 10 | 5,900 | 6,590,578 |
| Other financial liabilities | 11 | 6,118 | - |
| Other current liabilities | 12 | 415,862,625 | 533,523,761 |
| Total liabilities | | 415,874,643 | 540,114,339 |
| Total Equity and Liabilities | | 408,867,529 | 533,024,278 |
| Summary of significant accounting policies | 3 | | |

The accompanying notes are an integral part of the financial statements.

As per our report of even date

For MNV & CO.
Firm Registration No.: 023682N
Chartered Accountants

Vikram Suri
Partner
Membership No.: 505887

Place : New Delhi
Date : 13 May 2019

For and on behalf of the Board of Directors of
AMARDEEP BUILDCON PRIVATE LIMITED

Sweta
Sweta Maharaj
Director
DIN- 08380326


Mukesh Kumar Gupta
Director
DIN-02354428

AMARDEEP BUILDCON PRIVATE LIMITED
STATEMENT OF PROFIT AND LOSS FOR THE YEAR ENDED 31 MARCH 2019
(Amount in rupees, unless otherwise stated)

| Particulars | Notes | 31 March 2019 | 31 March 2018 |
|---|-------|----------------|------------------|
| Other income | 13 | 120,276 | - |
| Total Income | | 120,276 | - |
| EXPENSES | | | |
| Finance costs | 14 | 223 | 89 |
| Other expenses | 15 | 7,962 | 436,254 |
| Total Expenses | | 8,185 | 436,343 |
| Profit/(loss) before tax from continuing operations | | 112,091 | (436,343) |
| Tax expense: | | | |
| Current tax | | 29,144 | - |
| (Loss) for the year from continuing operations | | 82,947 | (436,343) |
| Other comprehensive income | | - | - |
| Total other comprehensive income for the year, net of tax | | - | - |
| Total comprehensive income/(loss) for the year, net of tax | | 82,947 | (436,343) |
| Earnings per equity share: | 15 | | |
| (1) Basic | | 0.83 | (4.36) |
| (2) Diluted | | 0.83 | (4.36) |
| Summary of significant accounting policies | 3 | | |


The accompanying notes are an integral part of the financial statements.

As per our report of even date

For MNV & CO.
Firm Registration No.: 023682N
Chartered Accountants

Vikram Suri
Partner
Membership No.: 505887

For and on behalf of the Board of Directors of
AMARDEEP BUILDCON PRIVATE LIMITED


Sweta Maharaj
Director
DIN- 08380326


Mukesh Kumar Gupta
Director
DIN-02354428

Place : New Delhi
Date : 13 May 2019

APARAJIT PROMOTERS PRIVATE LIMITED
BALANCE SHEET AS AT 31 MARCH 2019
(Amount in Rupees, unless otherwise stated)

| | Notes | As at 31 March 2019 | As at 31 March 2018 |
|--|-------|------------------------|------------------------|
| ASSETS | | | |
| Current assets | | | |
| Financial assets | | | |
| Cash and cash equivalents | | | |
| Other financial assets | | | |
| Total Assets | | | |
| EQUITY AND LIABILITIES | | | |
| Equity | | | |
| Equity share capital | 6 | 1,090,000 | 1,090,000 |
| Other equity | 7 | 77,388,804 | 77,398,465 |
| Total equity | | 78,478,804 | 78,488,465 |
| LIABILITIES | | | |
| Current liabilities | | | |
| Financial liabilities | | | |
| Trade payables | 8 | - | - |
| -total outstanding dues of micro and small enterprises | | | |
| -total outstanding dues other than micro and small enterprises | | 5,901 | 5,311 |
| Other current liabilities | 9 | - | 590 |
| Total liabilities | | 5,901 | 5,901 |
| Total Equity and Liabilities | | 78,484,705 | 78,494,366 |
| Summary of significant accounting policies | 3 | | |

The accompanying notes are an integral part of the financial statements.

As per our report of even date

For Rajeev & Ajay
Firm registration No : 009977N
Chartered Accountants

Rajeev Sabharwal
Partner
Membership No. :084833

Place : New Delhi
Date : 13 May 2019

For and on behalf of the Board of Directors of
APARAJIT PROMOTERS PRIVATE LIMITED

Navneet Kaur
Director
DIN-08324165

Vineet
Director
DIN-08129156

APARAJIT PROMOTERS PRIVATE LIMITED
STATEMENT OF PROFIT AND LOSS FOR THE YEAR ENDED 31 MARCH 2019
(Amount in Rupees, unless otherwise stated)

| | Notes | 31 March 2019 | 31 March 2018 |
|---|-------|----------------|----------------|
| Revenue | | - | - |
| Other income | 10 | 1,730 | - |
| Total Income | | 1,730 | - |
| EXPENSES | | | |
| Finance costs | 11 | - | 89 |
| Other expenses | 12 | 11,391 | 8,129 |
| Total Expenses | | 11,391 | 8,218 |
| (Loss) before tax from continuing operations | | (9,661) | (8,218) |
| Tax expense: | | | |
| Current tax | | - | - |
| (Loss) for the year from continuing operations | | (9,661) | (8,218) |
| Other comprehensive income | | - | - |
| Total other comprehensive income for the year, net of tax | | - | - |
| Total comprehensive income/(loss) for the year, net of tax | | (9,661) | (8,218) |
| Earnings per equity share: | 13 | | |
| (1) Basic | | (0.09) | (0.08) |
| (2) Diluted | | (0.09) | (0.08) |

Summary of significant accounting policies 3

The accompanying notes are an integral part of the financial statements.

As per our report of even date

For Rajeev & Ajay
Firm registration No. 0099771
Chartered Accountants

Rajeev Sabharwal
Partner
Membership No. 084833

For and on behalf of the Board of Directors of
APARAJIT PROMOTERS PRIVATE LIMITED

Navneet Kaur
Director
DIN-08324165

Vineet
Director
DIN-08129156

Place : New Delhi
Date : 13 May 2019

ARCHIT PROMOTERS PRIVATE LIMITED
BALANCE SHEET AS AT 31 MARCH 2019
(Amount in Rupees, unless otherwise stated)

ASSETS

Current assets

Inventories

Financial assets

Cash and cash equivalents

Total Assets

EQUITY AND LIABILITIES

Equity

Equity share capital

Other equity

Total equity

LIABILITIES

Current liabilities

Financial liabilities

Trade payables

-total outstanding dues of micro and small enterprises

-total outstanding dues other than micro and small enterprises

Other current liabilities

Total liabilities

Total Equity and Liabilities

Summary of significant accounting policies

The accompanying notes are an integral part of the financial statements.

As per our report of even date

For Rajeev & Ajay


Firm registration No : 009977N

Chartered Accountants

Rajeev Sabharwal

Partner

Membership No. :084833



Place : New Delhi

Date : 13 May 2019

| Notes | As at 31 March 2019 | As at 31 March 2018 |
|-------|------------------------|------------------------|
| 4 | 215,001,909 | 215,001,909 |
| 5 | 16,644 | 18,578 |
| | 215,018,553 | 215,020,487 |
| 6 | 1,000,000 | 1,000,000 |
| 7 | (713,326) | (683,686) |
| | 286,674 | 316,314 |
| 8 | - | - |
| 9 | 5,900 | 5,310 |
| | 214,725,979 | 214,698,863 |
| | 214,731,879 | 214,704,173 |
| | 215,018,553 | 215,020,487 |

3

For and on behalf of the Board of Directors of
ARCHIT PROMOTERS PRIVATE LIMITED

Ramesh Khulbe
Director
DIN-07109071

Vineet
Director
DIN-08129156

ARCHIT PROMOTERS PRIVATE LIMITED
STATEMENT OF PROFIT AND LOSS FOR THE YEAR ENDED 31 MARCH 2019
(Amount in Rupees, unless otherwise stated)


| | Notes | 31 March 2019 | 31 March 2018 |
|--|-------|---------------|---------------|
| Revenue | | - | - |
| Total Income | | - | - |
| EXPENSES | | | |
| Finance costs | 10 | 118 | 89 |
| Other expenses | 11 | 29,522 | 10,203 |
| Total Expenses | | 29,640 | 10,292 |
| (Loss) before tax from continuing operations | | (29,640) | (10,292) |
| Tax expense: | | | |
| Current tax | | - | - |
| (Loss) for the year from continuing operations | | (29,640) | (10,292) |
| Other comprehensive income | | - | - |
| Total other comprehensive income for the year, net of tax | | - | - |
| Total comprehensive income/(loss) for the year, net of tax | | (29,640) | (10,292) |
| Earnings per equity share: | | | |
| (1) Basic | 12 | (0.30) | (0.10) |
| (2) Diluted | | (0.30) | (0.10) |
| Summary of significant accounting policies | 3 | | |

The accompanying notes are an integral part of the financial statements.

As per our report of even date

For Rajeev & Ajay
Firm registration No - 009977N
Chartered Accountants

Rajeev Sabharwal
Partner
Membership No. :084833



Place : New Delhi
Date : 13 May 2019

For and on behalf of the Board of Directors of
ARCHIT PROMOTERS PRIVATE LIMITED

Ramesh Khulbe
Director
DIN-07109071

Vineet
Director
DIN-08129156

ARDOR CONBUILD PRIVATE LIMITED
BALANCE SHEET AS AT 31 MARCH 2019
(Amount in Rupees, unless otherwise stated)

| | Notes | As at 31 March 2019 | As at 31 March 2018 |
|--|-------|------------------------|------------------------|
| ASSETS | | | |
| Current assets | | | |
| Inventories | 4 | 4,687,461 | 4,687,461 |
| Financial assets | | | |
| Cash and cash equivalents | 5 | 14,430 | 18,260 |
| Total Assets | | 4,701,891 | 4,705,721 |
| EQUITY AND LIABILITIES | | | |
| Equity | | | |
| Equity share capital | 6 | 100,000 | 100,000 |
| Other equity | 7 | (257,798) | (249,508) |
| Total equity | | (157,798) | (149,508) |
| LIABILITIES | | | |
| Current liabilities | | | |
| Financial liabilities | | | |
| Trade payables | 8 | - | - |
| -total outstanding dues of micro and small enterprises | | 5,900 | 5,310 |
| -total outstanding dues other than micro and small enterprises | | 4,853,789 | 4,849,919 |
| Other current liabilities | 9 | 4,859,689 | 4,855,229 |
| Total liabilities | | 4,701,891 | 4,705,721 |
| Total Equity and Liabilities | | 4,701,891 | 4,705,721 |

Summary of significant accounting policies

3

The accompanying notes are an integral part of the financial statements.

As per our report of even date

For Rajeev & Ajay
Firm registration No. 009977M
Chartered Accountants

Rajeev Sabharwal
Partner
Membership No. :084833



For and on behalf of the Board of Directors of
ARDOR CONBUILD PRIVATE LIMITED

Ramesh Khulbe
Director
DIN-07109071

Balmukund Singh
Director
DIN-08293706

Place : New Delhi
Date : 13 May 2019

(P)

ARDOR CONBUILD PRIVATE LIMITED
STATEMENT OF PROFIT AND LOSS FOR THE YEAR ENDED 31 MARCH 2019
(Amount in Rupees, unless otherwise stated)

| | Notes | 31 March 2019 | 31 March 2018 |
|---|-------|----------------|-----------------|
| Revenue | | - | - |
| Total Income | | - | - |
| EXPENSES | | | |
| Finance costs | 10 | 118 | 89 |
| Other expenses | 11 | 8,172 | 10,000 |
| Total Expenses | | 8,290 | 10,089 |
| (Loss) before tax from continuing operations | | (8,290) | (10,089) |
| Tax expense: | | | |
| Current tax | | - | - |
| (Loss) for the year from continuing operations | | (8,290) | (10,089) |
| Other comprehensive income | | - | - |
| Total other comprehensive income for the year, net of tax | | - | - |
| Total comprehensive income/(loss) for the year, net of tax | | (8,290) | (10,089) |
| Earnings per equity share: | 12 | | |
| (1) Basic | | (0.83) | (1.01) |
| (2) Diluted | | (0.83) | (1.01) |

Summary of significant accounting policies 3

The accompanying notes are an integral part of the financial statements.

As per our report of even date

For Rajeev & Ajay
Firm registration No. 009977N
Chartered Accountants

Rajeev Sabharwal
Partner
Membership No. :084833



Place : New Delhi
Date : 13 May 2019

For and on behalf of the Board of Directors of
ARDOR CONBUILD PRIVATE LIMITED

Ramesh Khulbe
Director
DIN-07109071

Balmukund Singh
Director
DIN-08293706

ARMA BUILDMORE PRIVATE LIMITED
BALANCE SHEET AS AT 31 MARCH 2019
(Amount in Rupees, unless otherwise stated)

| | Notes | As at 31 March 2019 | As at 31 March 2018 |
|--|-------|------------------------|------------------------|
| ASSETS | | | |
| Current assets | | | |
| Inventories | 4 | 71,883,945 | 71,883,945 |
| Financial assets | | | |
| Cash and cash equivalents | 5 | 14,167 | 1,225 |
| Total Assets | | 71,898,112 | 71,885,170 |
| EQUITY AND LIABILITIES | | | |
| Equity | | | |
| Equity share capital | 6 | 100,000 | 100,000 |
| Other equity | 7 | (1,132,307) | (1,122,997) |
| Total equity | | (1,032,307) | (1,022,997) |
| LIABILITIES | | | |
| Current liabilities | | | |
| Financial liabilities | | | |
| Trade payables | 8 | - | - |
| -total outstanding dues of micro and small enterprises | | | |
| -total outstanding dues other than micro and small enterprises | | 5,901 | 5,310 |
| Other current liabilities | 9 | 72,924,518 | 72,902,857 |
| Total liabilities | | 72,930,419 | 72,908,167 |
| Total Equity and Liabilities | | 71,898,112 | 71,885,170 |

Summary of significant accounting policies

3

The accompanying notes are an integral part of the financial statements.

As per our report of even date

For Rajeev & Ajay
Firm registration No : 009977N
Chartered Accountants

Rajeev Sabharwal
Partner
Membership No. : 084833

Place : New Delhi
Date : 13 May 2019

For and on behalf of the Board of Directors of
ARMA BUILDMORE PRIVATE LIMITED

Navneet Kaur
Director
DIN-08324165

Manish Kumar
Manish Kumar
Director
DIN-08376582

(R)

ARMA BUILDMORE PRIVATE LIMITED
STATEMENT OF PROFIT AND LOSS FOR THE YEAR ENDED 31 MARCH 2019
(Amount in Rupees, unless otherwise stated)

| | Notes | 31 March 2019 | 31 March 2018 |
|---|-------|----------------|-----------------|
| Other Income | | - | - |
| Total Income | | - | - |
| EXPENSES | | | |
| Finance costs | 10 | 826 | 89 |
| Other expenses | 11 | 8,484 | 26,448 |
| Total Expenses | | 9,310 | 26,537 |
| (Loss) before tax from continuing operations | | (9,310) | (26,537) |
| Tax expense: | | | |
| Current tax | | - | - |
| (Loss) for the year from continuing operations | | (9,310) | (26,537) |
| Other comprehensive income | | - | - |
| Total other comprehensive income for the year, net of tax | | - | - |
| Total comprehensive income/(loss) for the year, net of tax | | (9,310) | (26,537) |
| Earnings per equity share: | 12 | | |
| (1) Basic | | (0.93) | (2.65) |
| (2) Diluted | | (0.93) | (2.65) |
| Summary of significant accounting policies | 3 | | |

The accompanying notes are an integral part of the financial statements.

As per our report of even date

For Rajeev & Ajay
Firm registration No : 009977N
Chartered Accountants

Rajeev Sabharwal
Partner
Membership No. : 084833

Place : New Delhi
Date : 13 May 2019



For and on behalf of the Board of Directors of
ARMA BUILDMORE PRIVATE LIMITED

Navneet Kaur
Navneet Kaur
Director
DIN-08324165

Manish Kumar
Manish Kumar
Director
DIN-08376582

ARMAN PROMOTERS PRIVATE LIMITED
BALANCE SHEET AS AT 31 MARCH 2019
(Amount in rupees, unless otherwise stated)

| | Notes | As at 31 March 2019 | As at 31 March 2018 |
|--|-------|------------------------|------------------------|
| ASSETS | | | |
| Current assets | | | |
| Inventories | 4 | 69,260,166 | 201,669,877 |
| Financial assets | | | |
| Cash and cash equivalents | 5 | 810,000 | 5,591 |
| Other bank balances | 6 | 552,531 | 1,027,032 |
| Other financial assets | 7 | 504,790 | 31,451,946 |
| Other current assets | 8 | 778,818 | 1,140,616 |
| Total Assets | | 71,906,305 | 235,295,062 |
| EQUITY AND LIABILITIES | | | |
| Equity | | | |
| Equity share capital | 9 | 100,000 | 100,000 |
| Other equity | 10 | 6,105,200 | 6,773,069 |
| Total equity | | 6,205,200 | 6,873,069 |
| LIABILITIES | | | |
| Current liabilities | | | |
| Financial liabilities | | | |
| Trade payables | 11 | - | - |
| -total outstanding dues of micro and small enterprises | | 5,902 | 16,776,896 |
| -total outstanding dues other than micro and small enterprises | 12 | 65,695,203.00 | 211,645,097 |
| Other current liabilities | | | |
| Total liabilities | | 65,701,105 | 228,421,993 |
| Total Equity and Liabilities | | 71,906,305 | 235,295,062 |
| Summary of significant accounting policies | 3 | | |

The accompanying notes are an integral part of the financial statements.

As per our report of even date


For MNV & Co.
Firm registration No.: 026682N
Chartered Accountants

Vikrant Suri
Partner
Membership No.: 503887



For and on behalf of the Board of Directors of
ARMAN PROMOTERS PRIVATE LIMITED


Gaurav Seth
Director
DIN- 08129148
A


Mukesh Kumar Gupta
Director
DIN-02354428

Place : New Delhi
Date : 13 May 2019

ARMAN PROMOTERS PRIVATE LIMITED
STATEMENT OF PROFIT AND LOSS FOR THE YEAR ENDED 31 MARCH 2019
(Amount in rupees, unless otherwise stated)

| Particulars | Notes | 31 March 2019 | 31 March 2018 |
|--|-------|------------------|------------------|
| Other income | 13 | 212,482 | 87,295 |
| Total Income | | 212,482 | 87,295 |
| EXPENSES | | | |
| Finance costs | 14 | 131 | 1,593 |
| Other expenses | 15 | 880,220 | 187,145 |
| Total Expenses | | 880,351 | 188,738 |
| (Loss) before tax from continuing operations | | (667,869) | (101,443) |
| Tax expense: | | | |
| Current tax | | - | - |
| (Loss) for the year from continuing operations | | (667,869) | (101,443) |
| Other comprehensive income | | - | - |
| Total other comprehensive income for the year, net of tax | | - | - |
| Total comprehensive (loss) for the year, net of tax | | (667,869) | (101,443) |
| Earnings per equity share: | 16 | | |
| (1) Basic | | (66.79) | (10.14) |
| (2) Diluted | | (66.79) | (10.14) |

Summary of significant accounting policies

3


The accompanying notes are an integral part of the financial statements.


As per our report of even date

For MNV & CO.
Firm registration No. 2023682N
Chartered Accountants

Vikrant Suri
Partner
Membership No. 505887

For and on behalf of the Board of Directors of
ARMAN PROMOTERS PRIVATE LIMITED


Gaurav Seth
Director
DIN- 08129148


Mukesh Kumar Gupta
Director
DIN-02354428

Place : New Delhi
Date : 13 May 2019

ARMOUR PROPERTIES PRIVATE LIMITED
BALANCE SHEET AS AT 31 MARCH 2019
(Amount in rupees, unless otherwise stated)

| | Notes | As at 31 March 2019 | As at 31 March 2018 |
|--|-------|------------------------|------------------------|
| ASSETS | | | |
| Current assets | | | |
| Inventories | 4 | 29,892,043 | 33,895,674 |
| Financial assets | | | |
| Cash and cash equivalents | 5 | 14,488 | 16,629 |
| Other current assets | 6 | - | - |
| Total Assets | | 29,906,531 | 33,912,303 |
| EQUITY AND LIABILITIES | | | |
| Equity | | | |
| Equity share capital | 7 | 100,000 | 100,000 |
| Other equity | 8 | 786,841 | 796,685 |
| Total equity | | 886,841 | 896,685 |
| LIABILITIES | | | |
| Current liabilities | | | |
| Financial liabilities | | | |
| Trade payables | 9 | - | - |
| -total outstanding dues of micro and small enterprises | | - | - |
| -total outstanding dues other than micro and small enterprises | | 5,901 | 5,310 |
| Other current liabilities | 10 | 29,013,789 | 33,010,308 |
| Total liabilities | | 29,019,690 | 33,015,618 |
| Total Equity and Liabilities | | 29,906,531 | 33,912,303 |
| Summary of significant accounting policies | 3 | | |

The accompanying notes are an integral part of the financial statements.

As per our report of even date

For Rajeev & Ajay


Firm registration No : 009977N

Chartered Accountants

Rajeev Sabharwal

Partner

Membership No. : 084833



Place : New Delhi

Date : 13 May 2019

For and on behalf of the Board of Directors of

ARMOUR PROPERTIES PRIVATE LIMITED

Purushottam Grover

Director

DIN-08315022

Vineet

Director

DIN-08129156

8

ARMOUR PROPERTIES PRIVATE LIMITED
STATEMENT OF PROFIT AND LOSS FOR THE YEAR ENDED 31 MARCH 2019
(Amount in rupees, unless otherwise stated)

| Particulars | Notes | 31 March 2019 | 31 March 2018 |
|--|-------|----------------|-----------------|
| Other income | | - | - |
| Total Income (I) | | - | - |
| EXPENSES | | | |
| Finance costs | 11 | 118 | 1,487 |
| Other expenses | 12 | 9,726 | 14,144 |
| Total Expenses (II) | | 9,844 | 15,631 |
| (Loss) before tax from continuing operations (I-II) | | (9,844) | (15,631) |
| Tax expense: | | | |
| Current tax | | - | - |
| (Loss) for the year from continuing operations | | (9,844) | (15,631) |
| Other comprehensive income | | - | - |
| Total other comprehensive income for the year, net of tax | | - | - |
| Total comprehensive (loss) for the year, net of tax | | (9,844) | (15,631) |
| Earnings per equity share: | 13 | | |
| (1) Basic | | (0.98) | (1.56) |
| (2) Diluted | | (0.98) | (1.56) |

Summary of significant accounting policies


3

The accompanying notes are an integral part of the financial statements.

As per our report of even date

For Rajeev & Ajay
Firm registration No : 009976
Chartered Accountants

Rajeev Sabharwal
Partner
Membership No. : 084833



For and on behalf of the Board of Directors of
ARMOUR PROPERTIES PRIVATE LIMITED

Purushottam Grover
Director
DIN-08315022

Vineet
Director
DIN-08129156

Place : New Delhi
Date : 13 May 2019

AUSPICIOUS REALTORS PRIVATE LIMITED
BALANCE SHEET AS AT 31 MARCH 2019
(Amount in rupees, unless otherwise stated)

| | Notes | As at 31 March 2019 | As at 31 March 2018 |
|--|-------|------------------------|------------------------|
| ASSETS | | | |
| Current assets | | | |
| Inventories | 4 | 33,748,132 | 37,316,980 |
| Financial assets | | | |
| Cash and cash equivalents | 5 | 17,386 | 23,216 |
| Total Assets | | 33,765,518 | 37,340,196 |
| EQUITY AND LIABILITIES | | | |
| Equity | | | |
| Equity share capital | 6 | 100,000 | 100,000 |
| Other equity | 7 | 3,664,874 | 3,673,474 |
| Total equity | | 3,764,874 | 3,773,474 |
| LIABILITIES | | | |
| Current liabilities | | | |
| Financial liabilities | | | |
| Trade payables | 8 | - | - |
| -total outstanding dues of micro and small enterprises | | 5,900 | 5,310 |
| -total outstanding dues other than micro and small enterprises | | | |
| Other current liabilities | 9 | 29,994,744 | 33,561,412 |
| Total liabilities | | 30,000,644 | 33,566,722 |
| Total Equity and Liabilities | | 33,765,518 | 37,340,196 |

Summary of significant accounting policies

3

The accompanying notes are an integral part of the financial statements.

As per our report of even date

For MNV & CO.
Firm registration No. 023682N
Chartered Accountants

Vikrant Suri
Partner
Membership No.: 505887

Place : New Delhi
Date : 13 May 2019

For and on behalf of the Board of Directors of
AUSPICIOUS REALTORS PRIVATE LIMITED


Vineet
Director
DIN- 08129156


Ketan Luthra
Director
DIN- 08384025

AUSPICIOUS REALTORS PRIVATE LIMITED
STATEMENT OF PROFIT AND LOSS FOR THE YEAR ENDED 31 MARCH 2019
(Amount in rupees, unless otherwise stated)

| Particulars | Notes | 31 March 2019 | 31 March 2018 |
|--|-------|----------------|----------------|
| Revenue | | - | - |
| Total Income | | - | - |
| EXPENSES | | | |
| Finance costs | 10 | 118 | 118 |
| Other expenses | 11 | 8,482 | 8,855 |
| Total Expenses | | 8,600 | 8,973 |
| (Loss) before tax from continuing operations | | (8,600) | (8,973) |
| Tax expense: | | | |
| Current tax | | - | - |
| (Loss) for the year from continuing operations | | (8,600) | (8,973) |
| Other comprehensive income | | - | - |
| Total other comprehensive income for the year, net of tax | | - | - |
| Total comprehensive (loss) for the year, net of tax | | (8,600) | (8,973) |
| Earnings per equity share: | 12 | | |
| (1) Basic | | (0.86) | (0.90) |
| (2) Diluted | | (0.86) | (0.90) |

Summary of significant accounting policies

3

The accompanying notes are an integral part of the financial statements.

As per our report of even date

For MNV & CO.
Firm registration No.: 023682N
Chartered Accountants

Vijay Suri
Partner
Membership No.: 505887



For and on behalf of the Board of Directors of
AUSPICIOUS REALTORS PRIVATE LIMITED

Vineet
Director
DIN- 08129156

Ketan Luthra
Director
DIN- 08384025

Place : New Delhi
Date : 13 May 2019

AUTHENTIC PROPERTIES PRIVATE LIMITED
BALANCE SHEET AS AT 31 MARCH 2019
(Amount in rupees, unless otherwise stated)

| | Notes | As at 31 March 2019 | As at 31 March 2018 |
|--|-------|------------------------|------------------------|
| ASSETS | | | |
| Current assets | | | |
| Inventories | 4 | 96,103,946 | 96,103,946 |
| Financial assets | | | |
| Cash and cash equivalents | 5 | 24,718 | 14,807 |
| Other current assets | 6 | - | - |
| Total Assets | | 96,128,664 | 96,118,753 |
| EQUITY AND LIABILITIES | | | |
| Equity | | | |
| Equity share capital | 7 | 100,000 | 100,000 |
| Other equity | 8 | (102,857,627) | (102,851,895) |
| Total equity | | (102,757,627) | (102,751,895) |
| LIABILITIES | | | |
| Current liabilities | | | |
| Financial liabilities | | | |
| Trade payables | 9 | - | - |
| -total outstanding dues of micro and small enterprises | | 10,215 | 5,309 |
| -total outstanding dues other than micro and small enterprises | | - | - |
| Other current liabilities | 10 | 198,876,076 | 198,856,182 |
| Provisions | 11 | - | 9,157 |
| Total liabilities | | 198,886,291 | 198,870,648 |
| Total Equity and Liabilities | | 96,128,664 | 96,118,753 |

Summary of significant accounting policies

3

The accompanying notes are an integral part of the financial statements.

As per our report of even date

For MNV & CO.
Firm Reg. No.: 023682N
Chartered Accountants



Vikrant Suri
Partner
Membership No. 505882

Place : New Delhi
Date : 13 May 2019

For and on behalf of the Board of Directors of
AUTHENTIC PROPERTIES PRIVATE LIMITED

Vineet
Director
DIN- 08129156

Rajesh Khulbe
Director
DIN-07109071

5


AUTHENTIC PROPERTIES PRIVATE LIMITED
STATEMENT OF PROFIT AND LOSS FOR THE YEAR ENDED 31 MARCH 2019
(Amount in rupees, unless otherwise stated)

| Particulars | Notes | 31 March 2019 | 31 March 2018 |
|---|-------|----------------|-------------------|
| Revenue | | | |
| Revenue from operations | 12 | 8,048 | 60,156 |
| Other income | 13 | - | 10,500,000 |
| Total Income | | 8,048 | 10,560,156 |
| EXPENSES | | | |
| Finance costs | 14 | 58 | 123 |
| Other expenses | 15 | 13,722 | 11,975 |
| Total Expenses | | 13,780 | 12,098 |
| (Loss)/profit before tax from continuing operations | | (5,732) | 10,548,058 |
| Tax expense: | | | |
| Current tax | | - | 9,157 |
| (Loss)/profit for the year from continuing operations | | (5,732) | 10,538,901 |
| Other comprehensive income | | - | - |
| Total other comprehensive income for the year, net of tax | | - | - |
| Total comprehensive (loss)/income for the year, net of tax | | (5,732) | 10,538,901 |
| Earnings per equity share: | 16 | | |
| (1) Basic | | (0.57) | 1,053.89 |
| (2) Diluted | | (0.57) | 1,053.89 |
| Summary of significant accounting policies | 3 | | |

The accompanying notes are an integral part of the financial statements.

As per our report of even date

For MNV & CO.
Firm Reg. No.: 023682N
Chartered Accountants



Place : New Delhi
Date : 13 May 2019

For and on behalf of the Board of Directors of
AUTHENTIC PROPERTIES PRIVATE LIMITED

Vineet
Vineet
Director
DIN- 08129156

Ramesh Khulbe
Ramesh Khulbe
Director
DIN-07109071

BAILIWICK BUILDERS PRIVATE LIMITED
BALANCE SHEET AS AT 31 MARCH 2019
(Amount in rupees, unless otherwise stated)

| | Notes | As at 31 March 2019 | As at 31 March 2018 |
|--|-------|------------------------|------------------------|
| ASSETS | | | |
| Current assets | | | |
| Inventories | 4 | 244,424,019 | 263,110,656 |
| Financial assets | | | |
| Cash and cash equivalents | 5 | 25,365 | 11,465 |
| Other current assets | 6 | - | - |
| Total Assets | | 244,449,384 | 263,122,121 |
| EQUITY AND LIABILITIES | | | |
| Equity | | | |
| Equity share capital | 7 | 100,000 | 100,000 |
| Other equity | 8 | (590,119) | (564,251) |
| Total equity | | (490,119) | (464,251) |
| LIABILITIES | | | |
| Current liabilities | | | |
| Financial liabilities | | | |
| Trade payables | 9 | - | - |
| -total outstanding dues of micro and small enterprises | | - | - |
| -total outstanding dues other than micro and small enterprises | | 5,900 | 5,310 |
| Other current liabilities | 10 | 244,933,603 | 263,581,062 |
| Total liabilities | | 244,939,503 | 263,586,372 |
| Total Equity and Liabilities | | 244,449,384 | 263,122,121 |
| Summary of significant accounting policies | 3 | | |

The accompanying notes are an integral part of the financial statements.

As per our report of even date

For MNV & Co. & Co.
Firm registration No. 0236824
Chartered Accountants
Vikrant Singh
Partner
Membership No. 305883



For and on behalf of the Board of Directors of
BAILIWICK BUILDERS PRIVATE LIMITED

Ketan Luthra
Director
DIN- 08384025

Rohit Mehta
Director
DIN-06961182

Place : New Delhi
Date : 13 May 2019

BAILIWICK BUILDERS PRIVATE LIMITED
STATEMENT OF PROFIT AND LOSS FOR THE YEAR ENDED 31 MARCH 2019
(Amount in rupees, unless otherwise stated)

| Particulars | Notes | 31 March 2019 | 31 March 2018 |
|--|-------|-----------------|-----------------|
| Other income | | - | - |
| Total Income (I) | | - | - |
| EXPENSES | | | |
| Finance costs | 11 | 17,700 | 89 |
| Other expenses | 12 | 8,168 | 14,778 |
| Total Expenses (II) | | 25,868 | 14,867 |
| (Loss) before tax from continuing operations (I-II) | | (25,868) | (14,867) |
| Tax expense: | | | |
| Current tax | | - | - |
| (Loss) for the year from continuing operations | | (25,868) | (14,867) |
| Other comprehensive income | | - | - |
| Total other comprehensive income for the year, net of tax | | - | - |
| Total comprehensive (loss) for the year, net of tax | | (25,868) | (14,867) |
| Earnings per equity share: | 13 | | |
| (1) Basic | | (0.26) | (0.15) |
| (2) Diluted | | (0.26) | (0.15) |

Summary of significant accounting policies 3

The accompanying notes are an integral part of the financial statements.

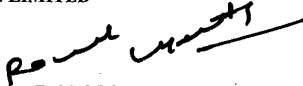
As per our report of even date

For MNV & CO.
Firm registration No. 08384025
Chartered Accountants

Vikram Singh
Partner
Membership No. 650583

For and on behalf of the Board of Directors of
BAILIWICK BUILDERS PRIVATE LIMITED


Ketan Luthra
Director
DIN- 08384025


Rohit Mehta
Director
DIN-06961182


Place : New Delhi
Date : 13 May 2019

BALALAIKA BUILDERS PRIVATE LIMITED
BALANCE SHEET AS AT 31 MARCH 2019
(Amount in rupees, unless otherwise stated)


| | Notes | As at 31 March 2019 | As at 31 March 2018 |
|--|-------|------------------------|------------------------|
| ASSETS | | | |
| Current assets | | | |
| Inventories | | | |
| Financial assets | 4 | 17,917,478 | 37,399,828 |
| Cash and cash equivalents | 5 | 26,273,607 | 23,584 |
| Other financial assets | 6 | 1,919,487 | 32,663,122 |
| Other current assets | 7 | 410,855 | - |
| Total Assets | | 46,521,427 | 70,086,534 |
| EQUITY AND LIABILITIES | | | |
| Equity | | | |
| Equity share capital | 8 | 100,000 | 100,000 |
| Other equity | 9 | (346,858) | (338,572) |
| Total equity | | (246,858) | (238,572) |
| LIABILITIES | | | |
| Current liabilities | | | |
| Financial liabilities | | | |
| Trade payables | 10 | - | - |
| -total outstanding dues of micro and small enterprises | | 5,903 | 5,312 |
| -total outstanding dues other than micro and small enterprises | | 46,762,382 | 70,319,794 |
| Other current liabilities | 11 | 46,768,285 | 70,325,106 |
| Total liabilities | | 46,521,427 | 70,086,534 |
| Total Equity and Liabilities | | 46,521,427 | 70,086,534 |
| Summary of significant accounting policies | 3 | | |


The accompanying notes are an integral part of the financial statements.

As per our report of even date

For MNV & CO
Firm registration No. 023682N
Chartered Accountants

Vikram Suri
Partner
Membership No.: 503887

For and on behalf of the Board of Directors of
BALALAIKA BUILDERS PRIVATE LIMITED


Kalyan Biswas
Director
DIN- 08411388


Chandan Singh
Director
DIN-08129090

Place : New Delhi
Date : 13 May 2019

BALALAIKA BUILDERS PRIVATE LIMITED
STATEMENT OF PROFIT AND LOSS FOR THE YEAR ENDED 31 MARCH 2019
(Amount in rupees, unless otherwise stated)

| Particulars | Notes | 31 March 2019 | 31 March 2018 |
|--|-----------|------------------|-----------------|
| Other income | | | |
| Total Income | 12 | 4,108,556 | - |
| | | 4,108,556 | - |
| EXPENSES | | | |
| Finance costs | 13 | 118 | 89 |
| Other expenses | 14 | 4,116,724 | 13,428 |
| Total Expenses | | 4,116,842 | 13,517 |
| (Loss) before tax from continuing operations | | (8,286) | (13,517) |
| Tax expense: | | | |
| Current tax | | - | - |
| (Loss) for the year from continuing operations | | (8,286) | (13,517) |
| Other comprehensive income | | - | - |
| Total other comprehensive income for the year, net of tax | | - | - |
| Total comprehensive (loss) for the year, net of tax | | (8,286) | (13,517) |
| Earnings per equity share: | 15 | | |
| (1) Basic | | (0.83) | (1.35) |
| (2) Diluted | | (0.83) | (1.35) |
| Summary of significant accounting policies | 3 | | |


The accompanying notes are an integral part of the financial statements.

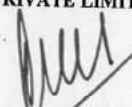
As per our report of even date

For MNV & CO.
Firm registration No.: 023682M
Chartered Accountants

Vikram Suri
Partner
Membership No.: 505887

For and on behalf of the Board of Directors of
BALALAIKA BUILDERS PRIVATE LIMITED


Kalyan Biswas
Director
DIN- 08411388


Chandan Singh
Director
DIN-08129090

Place : New Delhi
Date : 13 May 2019

BALLAD CONBUILD PRIVATE LIMITED
BALANCE SHEET AS AT 31 MARCH 2019
(Amount in Rupees, unless otherwise stated)

| | Notes | As at 31 March 2019 | As at 31 March 2018 |
|--|-------|------------------------|------------------------|
| ASSETS | | | |
| Current assets | | | |
| Inventories | 4 | 96,323,924 | 96,323,924 |
| Financial assets | | | |
| Cash and cash equivalents | 5 | 25,568 | 27,668 |
| Other current assets | 6 | - | - |
| Total Assets | | 96,349,492 | 96,351,592 |
| EQUITY AND LIABILITIES | | | |
| Equity | | | |
| Equity share capital | 7 | 100,000 | 100,000 |
| Other equity | 8 | (533,765) | (523,416) |
| Total equity | | (433,765) | (423,416) |
| LIABILITIES | | | |
| Current liabilities | | | |
| Financial liabilities | | | |
| Trade payables | 9 | - | - |
| -total outstanding dues of micro and small enterprises | | 16,900 | 28,009 |
| -total outstanding dues other than micro and small enterprises | 10 | 96,766,357 | 96,746,999 |
| Other current liabilities | | 96,783,257 | 96,775,008 |
| Total liabilities | | 96,349,492 | 96,351,592 |
| Total Equity and Liabilities | | 96,349,492 | 96,351,592 |

Summary of significant accounting policies

3

The accompanying notes are an integral part of the financial statements.

As per our report of even date

For Rajeev & Ajay
Firm registration No : 009977N
Chartered Accountants

Rajeev Sabharwal
Partner
Membership No. : 084833



Place : New Delhi
Date : 13 May 2019

For and on behalf of the Board of Directors of
BALLAD CONBUILD PRIVATE LIMITED

Chandrar Singh
Director
DIN-08129090

Kalyan Biswas
Director
DIN-08411388

BALLAD CONBUILD PRIVATE LIMITED
STATEMENT OF PROFIT AND LOSS FOR THE YEAR ENDED 31 MARCH 2019
(Amount in Rupees, unless otherwise stated)

| Particulars | Notes | 31 March 2019 | 31 March 2018 |
|--|-------|---------------|---------------|
| Revenue | | - | - |
| Total Income | | - | - |
| EXPENSES | | | |
| Finance costs | 11 | - | 172 |
| Other expenses | 12 | 10,349 | 85,511 |
| Total Expenses | | 10,349 | 85,683 |
| (Loss) before tax from continuing operations | | (10,349) | (85,683) |
| Tax expense: | | | |
| Current tax | | - | - |
| (Loss) for the year from continuing operations | | (10,349) | (85,683) |
| Other comprehensive income | | - | - |
| Total other comprehensive income for the year, net of tax | | - | - |
| Total comprehensive income/(loss) for the year, net of tax | | (10,349) | (85,683) |
| Earnings per equity share: | 13 | | |
| (1) Basic | | (1.03) | (8.57) |
| (2) Diluted | | (1.03) | (8.57) |
| Summary of significant accounting policies | 3 | | |

The accompanying notes are an integral part of the financial statements.

As per our report of even date

For Rajeev & Ajay
Firm registration No : 00997728
Chartered Accountants

Rajeev Sahrawat
Partner
Membership No. : 084833



For and on behalf of the Board of Directors of
BALLAD CONBUILD PRIVATE LIMITED

Chandran Singh
Director
DIN-08129090

Kalyan Biswas
Director
DIN-08411388

Place : New Delhi
Date : 13 May 2019

BHAVISHYA BUILDCON PRIVATE LIMITED
BALANCE SHEET AS AT 31 MARCH 2019
(Amount in rupees, unless otherwise stated)

| | Notes | As at 31 March 2019 | As at 31 March 2018 |
|--|-------|------------------------|------------------------|
| ASSETS | | | |
| Current assets | | | |
| Inventories | 4 | 58,341,192 | 139,908,372 |
| Financial assets | | | |
| Cash and cash equivalents | 5 | 16,586 | 21,425 |
| Other current assets | 6 | - | - |
| Total Assets | | 58,357,778 | 139,929,797 |
| EQUITY AND LIABILITIES | | | |
| Equity | | | |
| Equity share capital | 7 | 1,000,000 | 1,000,000 |
| Other equity | 8 | (411,222) | (399,083) |
| Total equity | | 588,778 | 600,917 |
| LIABILITIES | | | |
| Current liabilities | | | |
| Financial liabilities | | | |
| Trade payables | 9 | - | - |
| -total outstanding dues of micro and small enterprises | | - | - |
| -total outstanding dues other than micro and small enterprises | | 21,827 | 40,137 |
| Other current liabilities | 10 | 57,747,173 | 139,288,743 |
| Total liabilities | | 57,769,000 | 139,328,880 |
| Total Equity and Liabilities | | 58,357,778 | 139,929,797 |

Summary of significant accounting policies

3

The accompanying notes are an integral part of the financial statements.

As per our report of even date

For MNV & CO.

Firm registration No.: 0836820

Chartered Accountants

Vikrant Suri

Partner

Membership No.: 505887

Place : New Delhi

Date : 13 May 2019

For and on behalf of the Board of Directors of
BHAVISHYA BUILDCON PRIVATE LIMITED

G. Nakhale

Jayant Vasant Nakhale
Director
DIN- 08367820

K. Luthra

Ketan Luthra
Director
DIN- 08384025

BHAVISHYA BUILDCON PRIVATE LIMITED
STATEMENT OF PROFIT AND LOSS FOR THE YEAR ENDED 31 MARCH 2019
(Amount in rupees, unless otherwise stated)

| Particulars | Notes | 31 March 2019 | 31 March 2018 |
|--|-------|-----------------|------------------|
| Revenue | | - | - |
| Total Income | | - | - |
| EXPENSES | | | |
| Finance costs | 11 | 123 | 289 |
| Other expenses | 12 | 12,016 | 140,152 |
| Total Expenses | | 12,139 | 140,441 |
| (Loss) before tax from continuing operations | | (12,139) | (140,441) |
| Tax expense: | | | |
| Current tax | | - | - |
| (Loss) for the year from continuing operations | | (12,139) | (140,441) |
| Other comprehensive income | | - | - |
| Total other comprehensive income for the year, net of tax | | - | - |
| Total comprehensive (loss) for the year, net of tax | | (12,139) | (140,441) |
| Earnings per equity share: | 13 | | |
| (1) Basic | | (0.12) | (1.40) |
| (2) Diluted | | (0.12) | (1.40) |
| Summary of significant accounting policies | 3 | | |

The accompanying notes are an integral part of the financial statements.

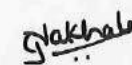
As per our report of even date

For MNV & CO.
Firm registration No.: 023082N
Chartered Accountants

Vikrant Suri
Partner
Membership No.: 505887



For and on behalf of the Board of Directors of
BHAVISHYA BUILDCON PRIVATE LIMITED


Jayant Vasant Nakhale
Director
DIN- 08367820


Ketan Luthra
Director
DIN- 08384025

Place : New Delhi
Date : 13 May 2019

Bhavya Conbuild Private Limited
Balance Sheet as at 31 March 2019
(Amount in Rupees, unless otherwise stated)

| | Notes | As at 31 March 2019 | As at 31 March 2018 |
|--|-------|------------------------|------------------------|
| ASSETS | | | |
| Financial assets | | | |
| Cash and cash equivalents | 4 | 14,834 | 18,768 |
| Total assets | | <u>14,834</u> | <u>18,768</u> |
| EQUITY AND LIABILITIES | | | |
| Equity | | | |
| Equity share capital | 5 | 100,000 | 100,000 |
| Other equity | 6 | (125,251) | (112,912) |
| Total equity | | <u>(25,251)</u> | <u>(12,912)</u> |
| LIABILITIES | | | |
| Current liabilities | | | |
| Financial liabilities | | | |
| Trade payables | 7 | - | - |
| -total outstanding dues of micro and small enterprises | | | |
| -total outstanding dues other than micro and small enterprises | | 5,901 | 5,310 |
| Other current liabilities | 8 | 34,184 | 26,370 |
| Total liabilities | | <u>40,085</u> | <u>31,680</u> |
| Total equity and liabilities | | <u>14,834</u> | <u>18,768</u> |
| Summary of significant accounting policies | 3 | | |

The accompanying notes are an integral part of the financial statements.

As per our report of even date

For Jain Jindal & Co.

Firm registration No : 025817N

Chartered Accountants

Vikash Lath

Vikash Lath

Partner

Membership No. : 514103



For and on behalf of the Board of Directors of
Bhavya Conbuild Private Limited

Ketan Luthra

Ketan Luthra
Director
DIN-08384025

Manoj Soni

Manoj Soni
Director
DIN-08129479

Place : Gurugram

Date : 13 May 2019

Bhavya Conbuild Private Limited
Statement of Profit and Loss for the Year ended 31 March 2019
(Amount in Rupees, unless otherwise stated)

| | Notes | 31 March 2019 | 31 March 2018 |
|--|-------|-----------------|-----------------|
| REVENUE | | | |
| Revenue from operations | | - | - |
| Total Income | | - | - |
| EXPENSES | | | |
| Finance costs | 9 | 118 | 89 |
| Other expenses | 10 | 12,221 | 11,038 |
| Total Expenses | | 12,339 | 11,127 |
| Profit/(Loss) before tax from continuing operations | | (12,339) | (11,127) |
| Current tax | | - | - |
| Profit/(Loss) for the year from continuing operations | | (12,339) | (11,127) |
| Other comprehensive income | | - | - |
| Total other comprehensive income for the year, net of tax | | - | - |
| Total comprehensive income for the year, net of tax | | (12,339) | (11,127) |
| Earnings per equity share: | | | |
| Basic (Rs.) | 11 | (1.23) | (1.11) |
| Diluted (Rs.) | | (1.23) | (1.11) |

Summary of significant accounting policies

3

The accompanying notes are an integral part of the financial statements.

As per our report of even date

For Jain Jindal & Co.

Firm registration No : 025817N

Chartered Accountants

Vikash Lath

Vikash Lath

Partner

Membership No. : 514103



For and on behalf of the Board of Directors of
Bhavya Conbuild Private Limited

Ketan Luthra

Ketan Luthra

Director

DIN-08384025

Manoj Soni

Manoj Soni

Director

DIN-08129479

Place : Gurugram


Date : 13 May 2019

BHUMIKA PROMOTERS PRIVATE LIMITED
BALANCE SHEET AS AT 31 MARCH 2019
(Amount in rupees, unless otherwise stated)


| | Notes | As at 31 March 2019 | As at 31 March 2018 |
|--|-------|------------------------|------------------------|
| ASSETS | | | |
| Current assets | | | |
| Inventories | 4 | 119,863,349 | 119,863,349 |
| Financial assets | | | |
| Cash and cash equivalents | 5 | 25,180 | 18,270 |
| Other current assets | 6 | - | - |
| Total Assets | | 119,888,529 | 119,881,619 |
| EQUITY AND LIABILITIES | | | |
| Equity | | | |
| Equity share capital | 7 | 1,000,000 | 1,000,000 |
| Other equity | 8 | (642,228) | (631,174) |
| Total equity | | 357,772 | 368,826 |
| LIABILITIES | | | |
| Current liabilities | | | |
| Financial liabilities | | | |
| Trade payables | 9 | - | - |
| -total outstanding dues of micro and small enterprises | | - | - |
| -total outstanding dues other than micro and small enterprises | | 5,900 | 203,310 |
| Other current liabilities | 10 | 119,524,857 | 119,309,483 |
| Total liabilities | | 119,530,757 | 119,512,793 |
| Total Equity and Liabilities | | 119,888,529 | 119,881,619 |
| Summary of significant accounting policies | 3 | | |

The accompanying notes are an integral part of the financial statements.

As per our report of even date

For MNV & CO.
Firm Reg. No. 12622N
Chartered Accountants

Vibhant Sood
Partner
Membership No.: 503887

For and on behalf of the Board of Directors of
BHUMIKA PROMOTERS PRIVATE LIMITED


Vibhu Goyal
Director
DIN- 07807106


Ketan Luthra
Director
DIN- 08384025

Place : New Delhi
Date : 13 May 2019

BHUMIKA PROMOTERS PRIVATE LIMITED
STATEMENT OF PROFIT AND LOSS FOR THE YEAR ENDED 31 MARCH 2019
(Amount in rupees, unless otherwise stated)


| Particulars | Notes | 31 March 2019 | 31 March 2018 |
|--|-------|-----------------|------------------|
| Revenue | | - | - |
| Total Income | | - | - |
| EXPENSES | | | |
| Finance costs | 11 | 75 | 118 |
| Other expenses | 12 | 10,979 | 272,503 |
| Total Expenses | | 11,054 | 272,621 |
| (Loss) before tax from continuing operations | | (11,054) | (272,621) |
| Tax expense: | | | |
| Current tax | | - | - |
| (Loss) for the year from continuing operations | | (11,054) | (272,621) |
| Other comprehensive income | | - | - |
| Total other comprehensive income for the year, net of tax | | - | - |
| Total comprehensive (loss) for the year, net of tax | | (11,054) | (272,621) |
| Earnings per equity share: | 13 | | |
| (1) Basic | | (0.11) | (2.73) |
| (2) Diluted | | (0.11) | (2.73) |

Summary of significant accounting policies


3

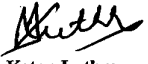
The accompanying notes are an integral part of the financial statements.

As per our report of even date

For MNV & CO.
Firm Reg. No. 12/6827
Chartered Accountants

Vikrant Singh
Partner
Membership No.: 505887

For and on behalf of the Board of Directors of
BHUMIKA PROMOTERS PRIVATE LIMITED


Vibhu Goyal
Director
DIN- 07807106


Ketan Luthra
Director
DIN- 08384025

Place : New Delhi
Date : 13 May 2019

BRIJBASI PROJECTS PRIVATE LIMITED
STANDALONE BALANCE SHEET AS AT 31 MARCH 2019
(Amount in rupees, unless otherwise stated)

ASSETS

Non-current assets
Financial assets
Investments

Current assets

Inventories
Financial assets
Cash and cash equivalents
Other financial assets
Other current assets

Total Assets

EQUITY AND LIABILITIES

Equity

Equity share capital
Other equity
Total equity

LIABILITIES

Current liabilities

Financial liabilities
Trade payables
-total outstanding dues of micro and small enterprises
-total outstanding dues other than micro and small enterprises
Other current liabilities
Total liabilities

Total Equity and Liabilities

Summary of significant accounting policies

The accompanying notes are an integral part of the financial statements.

As per our report of even date

For MNV & CO.
Firm registration No.: 023682N
Chartered Accountants

Vikrant Suri
Partner
Membership No.: 505887

Place : New Delhi
Date : 13 May 2019

| Notes | As at 31 March 2019 | As at 31 March 2018 |
|-------|------------------------|------------------------|
| 4 | 400,000 | 400,000 |
| | 400,000 | 400,000 |
| 5 | 200,347,696 | 233,667,590 |
| 6 | 25,077 | 30,476 |
| 7 | 24,547,249 | 24,547,249 |
| 8 | 1,230 | 1,230 |
| | 225,321,252 | 258,646,545 |
| 9 | 100,000 | 100,000 |
| 10 | (73,929,464) | (73,900,435) |
| | (73,829,464) | (73,800,435) |
| 11 | - | - |
| | 14,000 | 5,309 |
| 12 | 299,136,716 | 332,441,671 |
| | 299,150,716 | 332,446,980 |
| | 225,321,252 | 258,646,545 |

3

For and on behalf of the Board of Directors of
BRIJBASI PROJECTS PRIVATE LIMITED

Alok Singh Kushwah
Director
DIN- 08129143

Ketan Luthra
Director
DIN- 08384025

BRIJBASI PROJECTS PRIVATE LIMITED
STANDALONE STATEMENT OF PROFIT AND LOSS FOR THE YEAR ENDED 31 MARCH 2019
(Amount in rupees, unless otherwise stated)

| Particulars | Notes | 31 March 2019 | 31 March 2018 |
|---|-----------|---------------|---------------|
| Other income | | | |
| Total Income | 13 | - | 591 |
| EXPENSES | | | |
| Finance costs | 14 | 354 | 89 |
| Other expenses | 15 | 28,675 | 13,742 |
| Total Expenses | | 29,029 | 13,831 |
| (Loss) before tax from continuing operations | | (29,029) | (13,240) |
| Tax expense: | | | |
| Current tax | | - | - |
| (Loss) for the year from continuing operations | | (29,029) | (13,240) |
| Other comprehensive income | | - | - |
| Total other comprehensive income for the year, net of tax | | - | - |
| Total comprehensive income/(loss) for the year, net of tax | | (29,029) | (13,240) |
| Earnings per equity share: | 16 | | |
| (1) Basic | | (2.90) | (1.32) |
| (2) Diluted | | (2.90) | (1.32) |
| Summary of significant accounting policies | 3 | | |

The accompanying notes are an integral part of the financial statements.

As per our report of even date

For MNV & CO.
Firm registration No.: 023682N
Chartered Accountants

Vikrant Suri
Partner
Membership No.: 505887

For and on behalf of the Board of Directors of
BRIJBASI PROJECTS PRIVATE LIMITED


Alok Singh Kushwah
Director
DIN- 08129143


Ketan Luthra
Director
DIN- 08384025

Place : New Delhi
Date : 13 May 2019

BRILLIANT BUILD TECH PRIVATE LIMITED
BALANCE SHEET AS AT 31 MARCH 2019
(Amount in rupees, unless otherwise stated)

ASSETS

Non-current assets

Property, plant and equipment
Investment property

Current assets

Inventories
Financial assets
Cash and cash equivalents
Other financial assets
Other current assets

Total Assets

EQUITY AND LIABILITIES

Equity

Equity share capital
Other equity
Total equity

Current liabilities

Financial liabilities

Borrowings
Trade payables
-total outstanding dues of micro and small enterprises
-total outstanding dues other than micro and small enterprises

Other financial liabilities

Other current liabilities

Total liabilities

Total Equity and Liabilities


Summary of significant accounting policies

The accompanying notes are an integral part of the financial statements

As per our report of even date

For Rajeev & Ajay
Firm registration No : 009977N
Chartered Accountants

Rajeev Sabharwal
Partner
Membership No.:08485



Place : New Delhi
Date : 13 May 2019

| Notes | As at 31 March 2019 | As at 31 March 2018 |
|-------|------------------------|------------------------|
| 4 | - | 7,448 |
| 5 | 73,028,121 | 74,309,541 |
| | <u>73,028,121</u> | <u>74,316,989</u> |
| 6 | 103,132,832 | 103,132,832 |
| 7 | 4,982,293 | 2,087,831 |
| 8 | 47,810,011 | 40,378,049 |
| 9 | 5,582,728 | 1,565,895 |
| | <u>161,507,864</u> | <u>147,164,607</u> |
| | <u>234,535,985</u> | <u>221,481,596</u> |
| 10 | 100,000 | 100,000 |
| 11 | (141,906,497) | (146,484,288) |
| | <u>(141,806,497)</u> | <u>(146,384,288)</u> |
| 12 | 359,834,264 | 350,319,894 |
| 13 | - | - |
| | <u>7,492,746</u> | <u>7,606,957</u> |
| 14 | 4,331,698 | 5,320,693 |
| 15 | 4,683,774 | 4,618,340 |
| | <u>376,342,482</u> | <u>367,865,884</u> |
| | <u>234,535,985</u> | <u>221,481,596</u> |

3

For and on behalf of the Board of Directors of
BRILLIANT BUILD TECH PRIVATE LIMITED

Jai Vikas Verma
Director
DIN-07560019

Suman Jain
Director
DIN-08385675

BRILLIANT BUILD TECH PRIVATE LIMITED
STATEMENT OF PROFIT AND LOSS FOR THE YEAR ENDED 31 MARCH 2019
(Amount in rupees, unless otherwise stated)

| Particulars | Notes | 31 March 2019 | 31 March 2018 |
|--|-------|-------------------|-------------------|
| Revenue from operations | | | |
| Other income | 16 | 42,643,657 | 44,766,650 |
| Total Income | 17 | - | 1,822,492 |
| | | 42,643,657 | 46,589,142 |
| EXPENSES | | | |
| Depreciation and amortization expense | 18 | 1,288,868 | 1,297,680 |
| Finance costs | 19 | 1,292,462 | 336,158 |
| Other expenses | 20 | 36,994,562 | 34,006,695 |
| Total Expenses | | 39,575,892 | 35,640,533 |
| Profit before tax from continuing operations | | 3,067,765 | 10,948,609 |
| Tax expense: | | | |
| Current tax (including MAT tax of Rs. 590,238 for the financial year 2018-19 and Rs. 3,735,074 for the financial year 2017-18) | | (1,510,026) | (297,465) |
| Profit for the year from continuing operations | | 4,577,791 | 11,246,074 |
| Other comprehensive income | | - | - |
| Total other comprehensive income for the year, net of tax | | - | - |
| Total comprehensive income for the year, net of tax | | 4,577,791 | 11,246,074 |
| Earnings per equity share : | 21 | | |
| (1) Basic | | 458 | 1,125 |
| (2) Diluted | | 458 | 1,125 |
| Summary of significant accounting policies | 3 | | |

The accompanying notes are an integral part of the financial statements.

As per our report of even date

For Rajeev & Ajay

Firm registration No : 00092704

Chartered Accountants


Rajeev Sabharwal

Partner

Membership No. 814243

Place : New Delhi

Date : 13 May 2019



For and on behalf of the Board of Directors of
BRILLIANT BUILD TECH PRIVATE LIMITED

Jairaj Vikas Verma

Director

DIN-07560019

Suman Jain

Director

DIN-08385675

BUDGET HOTELS INDIA PRIVATE LIMITED
STANDALONE BALANCE SHEET AS AT 31ST MARCH 2019
(Amount in Rupees, unless otherwise stated)

| | Notes | As at 31 March 2019 | As at 31 March 2018 |
|---|-------|------------------------|------------------------|
| ASSETS | | | |
| Non-current assets | | | |
| Property, plant and equipment | 4 | 63,131,119 | 63,131,119 |
| Capital work-in-progress | 5 | 38,017,204 | 38,017,204 |
| | | 101,148,323 | 101,148,323 |
| Current assets | | | |
| Financial assets | | | |
| Cash and cash equivalents | 6 | 994,515 | 48,191 |
| Other Bank Balances | 7 | 1,000,000 | 2,000,000 |
| Other financial assets | 8 | 94,035 | 117,512 |
| Other current assets | 9 | 20,076,436 | 20,081,281 |
| | | 22,164,986 | 22,246,984 |
| Total Assets | | 123,313,309 | 123,395,307 |
| EQUITY AND LIABILITIES | | | |
| Equity | | | |
| Equity share capital | 10 | 193,670,990 | 193,670,990 |
| Other equity | 11 | (71,358,779) | (70,353,983) |
| Retained Earnings | | | |
| Total equity | | 122,312,211 | 123,317,007 |
| Current liabilities | | | |
| Financial liabilities | | | |
| Trade payables | 12 | - | - |
| - total outstanding dues of micro and small enterprises | | - | - |
| - total outstanding dues other than micro and small enterprises | | 1,098 | 78,300 |
| Other Financial liabilities | 13 | 1,000,000 | - |
| Total liabilities | | 1,001,098 | 78,300 |
| Total Equity and Liabilities | | 123,313,309 | 123,395,307 |
| Summary of significant accounting policies | 3 | | |

The accompanying notes are an integral part of the financial statements.

As per our report of even date

For Rajeev & Ajay
Firm registration No : 009977N
Chartered Accountants

Rajeev Sabharwal
Partner
Membership No. : 084833

Place : New Delhi
Date : 13 May 2019

For and on behalf of the Board of Directors of
BUDGET HOTELS INDIA PRIVATE LIMITED

Sudhanshu Varma
Director
DIN-08291481

Balvinder Sahrawat
Director
DIN- 07096881

Vandana Bansal
Chief Financial Officer

Shweta Jain
Chief Executive Officer

Meenakshi Tanwar
Company Secretary
M.No - A44083

BUDGET HOTELS INDIA PRIVATE LIMITED
STANDALONE STATEMENT OF PROFIT AND LOSS FOR THE YEAR ENDED 31ST MARCH 2019
(Amount in Rupees, unless otherwise stated)

| Particulars | Notes | 31 March 2019 | 31 March 2018 |
|--|-------|--------------------|--------------------|
| Other Income | 14 | 88,035 | 126,989 |
| Total Income (I) | | 88,035 | 126,989 |
| EXPENSES | | | |
| Employee benefits expense | 15 | 546,000 | 571,000 |
| Other expenses | 16 | 514,092 | 650,937 |
| Total Expenses (II) | | 1,060,092 | 1,221,937 |
| Profit/(Loss) before tax from continuing operations (I-II) | | (972,057) | (1,094,948) |
| Tax expense: | | | |
| Current Tax (pertaining to earlier year) | | 32,740 | - |
| Profit/(Loss) for the year from continuing operations | | (1,004,797) | (1,094,948) |
| Other Comprehensive Income | | - | - |
| Total other comprehensive income for the year, net of tax | | - | - |
| Total comprehensive income/(loss) for the year, net of tax | | (1,004,797) | (1,094,948) |
| Earnings per equity share (computed on the basis of profit/(loss) for the year): | 17 | | |
| (1) Basic | | (0.05) | (0.06) |
| (2) Diluted | | (0.05) | (0.06) |
| Summary of significant accounting policies | 3 | | |

The accompanying notes are an integral part of the financial statements.

As per our report of even date

For Rajeev & Ajay
Firm registration No : 009977N
Chartered Accountants

Rajeev Sabharwal
Partner
Membership No. : 084833

Place : New Delhi
Date : 13 May 2019

For and on behalf of the Board of Directors of
BUDGET HOTELS INDIA PRIVATE LIMITED

Sudhanshu Varma
Director
DIN-08291481

Vandana Bansal
Chief Financial Officer

Balvinder Sahrawat
Director
DIN- 07096881

Shweta Jain
Chief Executive Officer


Meenakshi Tanwar
Company Secretary
M.No - A44083

CAMAREDERIE PROPERTIES PRIVATE LIMITED
STANDALONE BALANCE SHEET AS AT 31 MARCH 2019
(Amount in rupees, unless otherwise stated)


| | Notes | As at 31 March 2019 | As at 31 March 2018 |
|--|-------|--------------------------|--------------------------|
| ASSETS | | | |
| Non-current assets | | | |
| Financial Assets | | | |
| Investments | 4 | 3,502,750 | 3,502,750 |
| | | <u>3,502,750</u> | <u>3,502,750</u> |
| Current assets | | | |
| Inventories | 5 | 46,496,875 | 63,848,895 |
| Financial assets | | | |
| Cash and cash equivalents | 6 | 6,954,656 | 14,982 |
| Other financial assets | 7 | 5,826,358 | 16,310,641 |
| Other current assets | 8 | 323,934 | 23,522 |
| | | <u>59,601,823</u> | <u>80,198,040</u> |
| Total Assets | | <u>63,104,573</u> | <u>83,700,790</u> |
| EQUITY AND LIABILITIES | | | |
| Equity | | | |
| Equity share capital | 9 | 100,000 | 100,000 |
| Other equity | 10 | 4,122,203 | 4,149,333 |
| Total equity | | <u>4,222,203</u> | <u>4,249,333</u> |
| LIABILITIES | | | |
| Current liabilities | | | |
| Financial liabilities | | | |
| Trade payables | 11 | - | - |
| -total outstanding dues of micro and small enterprises | | 14,000 | 5,310 |
| -total outstanding dues other than micro and small enterprises | | | |
| Other financial liabilities | 12 | 100,000 | 100,000 |
| Other current liabilities | 13 | 58,768,370 | 79,346,147 |
| Total liabilities | | <u>58,882,370</u> | <u>79,451,457</u> |
| Total Equity and Liabilities | | <u>63,104,573</u> | <u>83,700,790</u> |
| Summary of significant accounting policies | 3 | | |

The accompanying notes are an integral part of the financial statements.

As per our report of even date

For MNV & CO.
Firm Reg. No. 0286524
Chartered Accountants

Vikram Singh
Partner
Membership No.: 505887

Place : New Delhi
Date : 13 May 2019

For and on behalf of the Board of Directors of
CAMAREDERIE PROPERTIES PRIVATE LIMITED

Kamal Malik
Director
DIN- 08129137

Chandan Singh
Director
DIN- 08129090

CAMAREDERIE PROPERTIES PRIVATE LIMITED
STANDALONE STATEMENT OF PROFIT AND LOSS FOR THE YEAR ENDED 31 MARCH 2019
(Amount in rupees, unless otherwise stated)

| Particulars | Notes | 31 March 2019 | 31 March 2018 |
|--|-------|------------------|------------------|
| Other income | 14 | 3,004,130 | - |
| Total Income | | 3,004,130 | - |
| EXPENSES | | | |
| Other expenses | 15 | 3,030,933 | 7,818 |
| Finance costs | 16 | 327 | 172,332 |
| Total Expenses | | 3,031,260 | 180,150 |
| (Loss) before tax from continuing operations | | (27,130) | (180,150) |
| Tax expense: | | | |
| Current tax | | - | - |
| (Loss) for the year from continuing operations | | (27,130) | (180,150) |
| Other comprehensive income | | - | - |
| Total other comprehensive income for the year, net of tax | | - | - |
| Total comprehensive (loss) for the year, net of tax | | (27,130) | (180,150) |
| Earnings per equity share: | 17 | | |
| (1) Basic | | (2.71) | (18.02) |
| (2) Diluted | | (2.71) | (18.02) |

Summary of significant accounting policies

3

The accompanying notes are an integral part of the financial statements.

As per our report of even date

For MNV & CO.

Firm Reg. No. 1023682N

Chartered Accountants


Vikrant Suri
Partner
Membership No. 505887

For and on behalf of the Board of Directors of

CAMAREDERIE PROPERTIES PRIVATE LIMITED


Kamal Malik
Director
DIN- 08129137


Chandan Singh
Director
DIN- 08129090

Place : New Delhi

Date : 13 May 2019

CAMELLIA PROPERTIES PRIVATE LIMITED
BALANCE SHEET AS AT 31 MARCH 2019
(Amount in Rupees, unless otherwise stated)

| | Notes | 31 March 2019 | 31 March 2018 |
|--|-------|--------------------|--------------------|
| ASSETS | | | |
| Current assets | | | |
| Financial assets | | | |
| Cash and cash equivalents | 4 | 23,311 | 28,711 |
| Other current assets | 5 | - | - |
| Total Assets | | 23,311 | 28,711 |
| EQUITY AND LIABILITIES | | | |
| Equity | | | |
| Equity share capital | 6 | 100,000 | 100,000 |
| Other equity | 7 | (2,234,173) | (2,226,005) |
| Total equity | | (2,134,173) | (2,126,005) |
| LIABILITIES | | | |
| Current liabilities | | | |
| Financial liabilities | | | |
| Trade payables | 8 | - | - |
| -total outstanding dues of micro and small enterprises | | - | - |
| -total outstanding dues other than micro and small enterprises | | 5,900 | 5,310 |
| Other current liabilities | 9 | 2,151,584 | 2,149,406 |
| Total liabilities | | 2,157,484 | 2,154,716 |
| Total equity and liabilities | | 23,311 | 28,711 |

Summary of significant accounting policies

3

The accompanying notes are an integral part of the financial statements.

As per our report of even date

For Sanjay Rastogi & Associates
Firm registration No : 014056N
Chartered Accountants



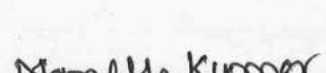
CA Sanjay Rastogi
Proprietor
Membership No. : 075033



Place : New Delhi
Date : 13 May 2019

For and on behalf of the Board of Directors of
CAMELLIA PROPERTIES PRIVATE LIMITED


Dhiraj Kumar Singh
Director
DIN-08375395


Manish Kumar
Director
DIN-08376582



CAMELLIA PROPERTIES PRIVATE LIMITED
STATEMENT OF PROFIT AND LOSS FOR THE YEAR ENDED 31 MARCH 2019
(Amount in Rupces, unless otherwise stated)

| Particulars | Notes | 31 March 2019 | 31 March 2018 |
|--|-------|---------------|---------------|
| Revenue | | - | - |
| Total income | | - | - |
| Expenses | | | |
| Finance costs | 10 | - | 91 |
| Other expenses | 11 | 8,168 | 12,234 |
| Total Expenses | | 8,168 | 12,325 |
| Loss before tax from continuing operations | | (8,168) | (12,325) |
| Tax expense: | | | |
| Current tax | | - | - |
| Loss for the year from continuing operations | | (8,168) | (12,325) |
| Other comprehensive income | | - | - |
| Total other comprehensive loss for the year, net of tax | | - | - |
| Total comprehensive income for the year, net of tax | | (8,168) | (12,325) |
| Earnings per equity share: | 12 | | |
| Basic (Rs.) | | (0.82) | (1.23) |
| Diluted (Rs.) | | (0.82) | (1.23) |


Summary of significant accounting policies

3

The accompanying notes are an integral part of the financial statements.

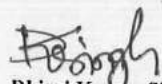
As per our report of even date


For Sanjay Rastogi & Associates
Firm registration No : 014056N
Chartered Accountants


CA Sanjay Rastogi
Proprietor
Membership No. : 075033



For and on behalf of the Board of Directors of
CAMELLIA PROPERTIES PRIVATE LIMITED


Dhiraj Kumar Singh
Director
DIN-08375395


Manish Kumar
Director
DIN-08376582

Place : New Delhi
Date : 13 May 2019

CAPEX PROJECTS PRIVATE LIMITED
BALANCE SHEET AS AT 31 MARCH 2019
(Amount in rupees, unless otherwise stated)

| | Notes | As at 31 March 2019 | As at 31 March 2018 |
|--|-------|------------------------|------------------------|
| ASSETS | | | |
| Current assets | | | |
| Inventories | 4 | 93,564,709 | 93,564,709 |
| Financial assets | | | |
| Cash and cash equivalents | 5 | 24,670 | 54,391 |
| Other financial assets | 6 | 675,986 | 2,882,213 |
| Other current assets | 7 | 721,390 | 447,002 |
| Total Assets | | 94,986,755 | 96,948,315 |
| EQUITY AND LIABILITIES | | | |
| Equity | | | |
| Equity share capital | 8 | 100,000 | 100,000 |
| Other equity | 9 | (9,880,510) | (9,864,400) |
| Total equity | | (9,780,510) | (9,764,400) |
| LIABILITIES | | | |
| Current liabilities | | | |
| Financial liabilities | | | |
| Trade payables | 10 | - | - |
| -total outstanding dues of micro and small enterprises | | 5,900 | 5,310 |
| -total outstanding dues other than micro and small enterprises | 11 | 104,761,365 | 106,707,405 |
| Other current liabilities | | 104,767,265 | 106,712,715 |
| Total liabilities | | 94,986,755 | 96,948,315 |
| Total Equity and Liabilities | | 94,986,755 | 96,948,315 |

Summary of significant accounting policies


3

The accompanying notes are an integral part of the financial statements.


As per our report of even date


For MNV & CO.

Firm Reg. No.: 043682
Chartered Accountants


Vijay Singh
Partner
Membership No.: 505887

For and on behalf of the Board of Directors of
CAPEX PROJECTS PRIVATE LIMITED


Chaudan Singh
Director
DIN- 08129090


Anil Kumar Beniwal
Director
DIN- 08129129

Place : New Delhi
Date : 13 May 2019

CAPEX PROJECTS PRIVATE LIMITED
STATEMENT OF PROFIT AND LOSS FOR THE YEAR ENDED 31 MARCH 2019
(Amount in rupees, unless otherwise stated)

| Particulars | Notes | 31 March 2019 | 31 March 2018 |
|--|-------|------------------|-----------------|
| Other income | 12 | 2,743,881 | 1,553 |
| Total Income | | 2,743,881 | 1,553 |
| Expenses | | | |
| Finance costs | 13 | 41 | 12,701 |
| Other expenses | 14 | 2,759,950 | 106 |
| Total Expenses | | 2,759,991 | 12,807 |
| (Loss) before tax from continuing operations | | (16,110) | (11,254) |
| Tax expense: | | | |
| Current tax | | - | - |
| (Loss) for the year from continuing operations | | (16,110) | (11,254) |
| Other comprehensive income | | - | - |
| Total other comprehensive income for the year, net of tax | | - | - |
| Total comprehensive (loss) for the year, net of tax | | (16,110) | (11,254) |
| Earnings per equity share: | 15 | | |
| (1) Basic (Rs.) | | (1.61) | (1.13) |
| (2) Diluted (Rs.) | | (1.61) | (1.13) |

Summary of significant accounting policies

3

The accompanying notes are an integral part of the financial statements.

As per our report of even date

For MNV & CO.

Firm Reg. No. 020682N

Chartered Accountants

Vikram Suri

Partner

Membership No.: 505887

For and on behalf of the Board of Directors of
CAPEX PROJECTS PRIVATE LIMITED

Chandan Singh

Director

DIN- 08129090

Anil Kumar Beniwal

Director

DIN- 08129129

Place : New Delhi

Date : 13 May 2019

CASING PROPERTIES PRIVATE LIMITED
BALANCE SHEET AS AT 31 MARCH 2019
(Amount in rupees, unless otherwise stated)

| | Notes | As at 31 March 2019 | As at 31 March 2018 |
|--|-------|------------------------|------------------------|
| ASSETS | | | |
| Current assets | | | |
| Inventories | 4 | 30,086,210 | 30,213,215 |
| Financial assets | | | |
| Cash and cash equivalents | 5 | 24,836 | 106,454 |
| Other financial assets | 6 | 4,288,882 | 4,465,723 |
| Total Assets | | 34,399,928 | 34,785,392 |
| EQUITY AND LIABILITIES | | | |
| Equity | | | |
| Equity share capital | 7 | 100,000 | 100,000 |
| Other equity | 8 | (1,912,519) | (1,898,217) |
| Total equity | | (1,812,519) | (1,798,217) |
| LIABILITIES | | | |
| Current liabilities | | | |
| Financial liabilities | | | |
| Trade payables | 9 | - | - |
| -total outstanding dues of micro and small enterprises | | 5,897 | 5,311 |
| -total outstanding dues other than micro and small enterprises | | | |
| Other current liabilities | 10 | 36,206,550 | 36,578,298 |
| Total liabilities | | 36,212,447 | 36,583,609 |
| Total Equity and Liabilities | | 34,399,928 | 34,785,392 |

Summary of significant accounting policies


3

The accompanying notes are an integral part of the financial statements.

As per our report of even date

For Rajeev & Ajay
Firm registration No : 009977N
Chartered Accountants

Rajeev Sabharwal
Partner
Membership No. : 084833



Place : New Delhi
Date : 13 May 2019

For and on behalf of the Board of Directors of
CASING PROPERTIES PRIVATE LIMITED

Akshat
Akshat Maheshwari
Director
DIN-07504909

Navneet
Navneet Kaur
Director
DIN-8324165

CASING PROPERTIES PRIVATE LIMITED
STATEMENT OF PROFIT AND LOSS FOR THE YEAR ENDED 31 MARCH 2019
(Amount in Rupees, unless otherwise stated)

| Particulars | Notes | 31 March 2019 | 31 March 2018 |
|---|-------|-----------------|----------------|
| Other income | 11 | - | 4,628 |
| Total Income | | - | 4,628 |
| EXPENSES | | | |
| Finance costs | 12 | - | 89 |
| Other expenses | 13 | 14,302 | 11,974 |
| Total Expenses | | 14,302 | 12,063 |
| (Loss) before tax from continuing operations | | (14,302) | (7,435) |
| Tax expense: | | | |
| Current tax | | - | - |
| (Loss) for the year from continuing operations | | (14,302) | (7,435) |
| Other comprehensive income | | - | - |
| Total other comprehensive income for the year, net of tax | | - | - |
| Total comprehensive income/(loss) for the year, net of tax | | (14,302) | (7,435) |
| Earnings per equity share: | 14 | | |
| (1) Basic (Rs.) | | (1.43) | (0.74) |
| (2) Diluted (Rs.) | | (1.43) | (0.74) |
| Summary of significant accounting policies | 3 | | |

The accompanying notes are an integral part of the financial statements.

As per our report of even date

For Rajeev & Ajay
Firm registration No : 009977N
Chartered Accountants

Rajeev Sabharwal
Partner
Membership No. : 0848335



For and on behalf of the Board of Directors of
CASING PROPERTIES PRIVATE LIMITED

Akshat
Akshat Maheshwari
Director
DIN-07504909

Navneet
Navneet Kaur
Director
DIN-8324165

Place : New Delhi
Date : 13 May 2019


CATS EYE PROPERTIES PRIVATE LIMITED
BALANCE SHEET AS AT 31 MARCH 2019
(Amount in rupees, unless otherwise stated)

| | Notes | As at 31 March 2019 | As at 31 March 2018 |
|--|-------|------------------------|------------------------|
| ASSETS | | | |
| Current assets | | | |
| Inventories | 4 | 58,734,895 | 98,932,686 |
| Financial assets | | | |
| Cash and cash equivalents | 5 | 17,257 | 18,875 |
| Total Assets | | 58,752,152 | 98,951,561 |
| EQUITY AND LIABILITIES | | | |
| Equity | | | |
| Equity share capital | 6 | 100,000 | 100,000 |
| Other equity | 7 | 3,809,689 | 3,825,562 |
| Total equity | | 3,909,689 | 3,925,562 |
| LIABILITIES | | | |
| Current liabilities | | | |
| Financial liabilities | | | |
| Trade payables | 8 | - | - |
| -total outstanding dues of micro and small enterprises | | 5,901 | 13,411 |
| -total outstanding dues other than micro and small enterprises | | | |
| Other current liabilities | 9 | 54,836,562 | 95,012,588 |
| Total liabilities | | 54,842,463 | 95,025,999 |
| Total Equity and Liabilities | | 58,752,152 | 98,951,561 |


Summary of significant accounting policies 3

The accompanying notes are an integral part of the financial statements.

As per our report of even date

For MNV & CO.
Firm registration No.: 022682N
Chartered Accountants

Vikram Singh
Partner
Membership No.: 505887

For and on behalf of the Board of Directors of
CATS EYE PROPERTIES PRIVATE LIMITED


Neeru Sareen
Director
DIN- 08383149


Rohit Mehta
Director
DIN- 06961182

Place : New Delhi
Date : 13 May 2019

CATS EYE PROPERTIES PRIVATE LIMITED
STATEMENT OF PROFIT AND LOSS FOR THE YEAR ENDED 31 MARCH 2019
(Amount in rupees, unless otherwise stated)

| Particulars | Notes | 31 March 2019 | 31 March 2018 |
|---|-------|---------------|---------------|
| Revenue | | - | - |
| Total income | | - | - |
| EXPENSES | | | |
| Finance costs | 10 | 118 | 779 |
| Other expenses | 11 | 15,755 | 18,018 |
| Total Expenses | | 15,873 | 18,797 |
| (Loss) before tax from continuing operations | | (15,873) | (18,797) |
| Tax expense: | | | |
| Current tax | | - | - |
| (Loss) for the year from continuing operations | | (15,873) | (18,797) |
| Other comprehensive income | | - | - |
| Total other comprehensive income for the year, net of tax | | - | - |
| Total comprehensive income for the year, net of tax | | (15,873) | (18,797) |
| Earnings per equity share: | 12 | | |
| (1) Basic | | (1.59) | (1.88) |
| (2) Diluted | | (1.59) | (1.88) |

Summary of significant accounting policies


3

The accompanying notes are an integral part of the financial statements.

As per our report of even date

For MNV & CO.

Firm registration no. 0236824
Chartered Accountants



Vikram Suri
Partner
Membership No.: 505887

For and on behalf of the Board of Directors of
CATS EYE PROPERTIES PRIVATE LIMITED

Neeru Sareen
Director
DIN- 08383149

Rohit Mehta
Director
DIN- 06961182

Place : New Delhi
Date : 13 May 2019

CHARBHUJA PROPERTIES PRIVATE LIMITED
BALANCE SHEET AS AT 31 MARCH 2019
(Amount in rupees, unless otherwise stated)

| | Notes | As at 31 March 2019 | As at 31 March 2018 |
|-------------------------------------|-------|---------------------------|---------------------------|
| ASSETS | | | |
| Current assets | | | |
| Inventories | 4 | 796,947,704 | 813,743,382 |
| Financial assets | | | |
| Cash and cash equivalents | 5 | 16,402 | 22,544 |
| | | <u>796,964,106</u> | <u>813,765,926</u> |
| Total Assets | | <u>796,964,106</u> | <u>813,765,926</u> |
| EQUITY AND LIABILITIES | | | |
| Equity | | | |
| Equity share capital | 6 | 100,000 | 100,000 |
| Other equity | 7 | 969,776 | 983,095 |
| Total equity | | <u>1,069,776</u> | <u>1,083,095</u> |
| LIABILITIES | | | |
| Current liabilities | | | |
| Financial liabilities | | | |
| Trade payables | 8 | 10,221 | 5,311 |
| Other current liabilities | 9 | 795,884,109 | 812,676,250 |
| Provisions | 10 | - | 1,270 |
| Total liabilities | | <u>795,894,330</u> | <u>812,682,831</u> |
| Total Equity and Liabilities | | <u>796,964,106</u> | <u>813,765,926</u> |


Summary of significant accounting policies

3

The accompanying notes are an integral part of the financial statements.


As per our report of even date

For MNV & CO.
Firm registration No.: 023682N
Chartered Accountants


Vikrant Suri
Partner
Membership No.: 505887

For and on behalf of the Board of Directors of
CHARBHUJA PROPERTIES PRIVATE LIMITED


Navneet Kaur
Director
DIN-08324165


Neeru Sareen
Director
DIN-08383149

Place : New Delhi
Date : 13 May 2019

CHARBHUJA PROPERTIES PRIVATE LIMITED
STATEMENT OF PROFIT AND LOSS FOR THE YEAR ENDED 31 MARCH 2019
(Amount in rupees, unless otherwise stated)

| Particulars | Notes | 31 March 2019 | 31 March 2018 |
|---|-------|-----------------|---------------|
| Revenue from operations | 11 | - | 22,500 |
| Total Income | | - | 22,500 |
| Expenses | | | |
| Finance costs | 12 | 118 | 1,472 |
| Other expenses | 13 | 13,201 | 14,365 |
| Total Expenses | | 13,319 | 15,837 |
| (Loss) before tax from continuing operations | | (13,319) | 6,663 |
| Tax expense: | | | |
| Current tax | | - | 1,270 |
| (Loss)/profit for the year from continuing operations | | (13,319) | 5,393 |
| Other comprehensive income | | - | - |
| Total other comprehensive income/(loss) for the year, net of tax | | - | - |
| Total comprehensive (loss)/income for the year, net of tax | | (13,319) | 5,393 |
| Earnings per equity share: | 14 | | |
| (1) Basic | | (1.33) | 0.54 |
| (2) Diluted | | (1.33) | 0.54 |

Summary of significant accounting policies

3


The accompanying notes are an integral part of the financial statements.

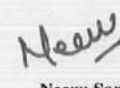
As per our report of even date

For MNV & CO.
Firm registration No.: 023682N
Chartered Accountants


Vikram Suri
Partner
Membership No.: 505887

For and on behalf of the Board of Directors of
CHARBHUJA PROPERTIES PRIVATE LIMITED


Navneet Kaur
Director
DIN-08324165


Neeru Sareen
Director
DIN-08383149

Place : New Delhi
Date : 13 May 2019

CHARISMATIC REALTORS PRIVATE LIMITED
BALANCE SHEET AS AT 31 MARCH 2019
(Amount in rupees, unless otherwise stated)

| | Notes | As at 31 March 2019 | As at 31 March 2018 |
|--|-------|------------------------|------------------------|
| ASSETS | | | |
| Current assets | | | |
| Inventories | 4 | 18,814,000 | 18,814,000 |
| Financial assets | | | |
| Cash and cash equivalents | 5 | 14,704 | 17,534 |
| Other current assets | 6 | 714 | 714 |
| Total Assets | | 18,829,418 | 18,832,248 |
| EQUITY AND LIABILITIES | | | |
| Equity | | | |
| Equity share capital | 7 | 100,000 | 100,000 |
| Other equity | 8 | 1,193,191 | 1,203,659 |
| Total equity | | 1,293,191 | 1,303,659 |
| LIABILITIES | | | |
| Current liabilities | | | |
| Financial liabilities | | | |
| Trade payables | 9 | - | - |
| -total outstanding dues of micro and small enterprises | | - | - |
| -total outstanding dues other than micro and small enterprises | | 5,901 | 5,311 |
| Other current liabilities | 10 | 17,530,326 | 17,523,278 |
| Total liabilities | | 17,536,227 | 17,528,589 |
| Total Equity and Liabilities | | 18,829,418 | 18,832,248 |
| Summary of significant accounting policies | 3 | | |

The accompanying notes are an integral part of the financial statements.

As per our report of even date

For MNV & CO.
Firm Reg. No.: 083682N
Chartered Accountants

Vikrant Suri
Partner
Membership No.: 505887

Place : New Delhi
Date : 13 May 2019

For and on behalf of the Board of Directors of
CHARISMATIC REALTORS PRIVATE LIMITED

Neeru Sareen
Director
DIN- 08383149

Pankaj Kishore Chaturvedi
Director
DIN- 07119298

CHARISMATIC REALTORS PRIVATE LIMITED
STATEMENT OF PROFIT AND LOSS FOR THE YEAR ENDED 31 MARCH 2019
(Amount in rupees, unless otherwise stated)

| Particulars | Notes | 31 March 2019 | 31 March 2018 |
|--|-------|-----------------|-----------------|
| Revenue | | - | - |
| Total Income | | - | - |
| Expenses | | | |
| Finance costs | 11 | 118 | 779 |
| Other expenses | 12 | 10,350 | 14,157 |
| Total Expenses | | 10,468 | 14,936 |
| (Loss) before tax from continuing operations | | (10,468) | (14,936) |
| Tax expense: | | | |
| Current tax | | - | - |
| (Loss) for the year from continuing operations | | (10,468) | (14,936) |
| Other comprehensive income | | - | - |
| Total other comprehensive income for the year, net of tax | | - | - |
| Total comprehensive (loss) for the year, net of tax | | (10,468) | (14,936) |
| Earnings per equity share: | 13 | | |
| (1) Basic (Rs.) | | (1.05) | (1.49) |
| (2) Diluted (Rs.) | | (1.05) | (1.49) |

Summary of significant accounting policies 3

The accompanying notes are an integral part of the financial statements.

As per our report of even date

For MINV & CO.
Firm Reg. No.: 023682N
Chartered Accountants

Vikram Suri
Partner
Membership No.: 505887

For and on behalf of the Board of Directors of
CHARISMATIC REALTORS PRIVATE LIMITED

Neeru Sareen
Director
DIN- 08383149

Pankaj Kishore Chaturvedi
Director
DIN- 07119298

Place : New Delhi
Date : 13 May 2019

CHINTZ CONBUILD PRIVATE LIMITED
BALANCE SHEET AS AT 31 MARCH 2019
(Amount in rupees, unless otherwise stated)

| | Notes | As at 31 March 2019 | As at 31 March 2018 |
|--|-------|------------------------|------------------------|
| ASSETS | | | |
| Current assets | | | |
| Inventories | 4 | 125,738,783 | 260,686,920 |
| Financial assets | | | |
| Cash and cash equivalents | 5 | 16,087 | 21,917 |
| Other financial assets | 6 | 7,398,972 | 7,398,972 |
| Other current assets | 7 | - | - |
| Total Assets | | 133,153,842 | 268,107,809 |
| EQUITY AND LIABILITIES | | | |
| Equity | | | |
| Equity share capital | 8 | 100,000 | 100,000 |
| Other equity | 9 | (396,713) | (388,115) |
| Total equity | | (296,713) | (288,115) |
| LIABILITIES | | | |
| Current liabilities | | | |
| Financial liabilities | | | |
| Trade payables | 10 | - | - |
| -total outstanding dues of micro and small enterprises | | 5,900 | 5,310 |
| -total outstanding dues other than micro and small enterprises | 11 | 133,444,655 | 268,390,614 |
| Other current liabilities | | 133,450,555 | 268,395,924 |
| Total liabilities | | 133,153,842 | 268,107,809 |
| Total Equity and Liabilities | | 133,153,842 | 268,107,809 |

Summary of significant accounting policies

3

The accompanying notes are an integral part of the financial statements.

As per our report of even date

For Rajeev & Ajay
Firm registration No : 009977N
Chartered Accountants

Rajeev Sabharwal
Partner
Membership No. : 84833



Place : New Delhi
Date : 13 May 2019

For and on behalf of the Board of Directors of
CHINTZ CONBUILD PRIVATE LIMITED

Pankaj Kishore Chaturvedi
Director
DIN-07119298

Jayant Vasant Nakhale
Director
DIN-08367820

(Signature)

(Signature)

(Signature)

CHINTZ CONBUILD PRIVATE LIMITED
STATEMENT OF PROFIT AND LOSS FOR THE YEAR ENDED 31 MARCH 2019
(Amount in rupees, unless otherwise stated)

| Particulars | Notes | 31 March 2019 | 31 March 2018 |
|--|-------|----------------|-----------------|
| Revenue from operations | 12 | - | 9,063 |
| Total Income | | - | 9,063 |
| EXPENSES | | | |
| Finance costs | 13 | 118 | 123 |
| Other expenses | 14 | 8,480 | 65,179 |
| Total Expenses | | 8,598 | 65,302 |
| (Loss) before tax from continuing operations | | (8,598) | (56,239) |
| Tax expense: | | | |
| Current tax | | - | - |
| (Loss) for the year from continuing operations | | (8,598) | (56,239) |
| Other comprehensive income | | - | - |
| Total other comprehensive income for the year, net of tax | | - | - |
| Total comprehensive (loss) for the year, net of tax | | (8,598) | (56,239) |
| Earnings per equity share: | 15 | | |
| (1) Basic | | (0.86) | (5.62) |
| (2) Diluted | | (0.86) | (5.62) |

Summary of significant accounting policies

3

The accompanying notes are an integral part of the financial statements.

As per our report of even date

For Rajeev & Ajay
Firm registration No : 009977N
Chartered Accountants

Rajeev Sabharwal
Partner
Membership No. : 84833



Place : New Delhi
Date : 13 May 2019

For and on behalf of the Board of Directors of
CHINTZ CONBUILD PRIVATE LIMITED

Pankaj

Pankaj Kishore Chaturvedi
Director
DIN-07119298

Gratehale

Jayant Vasant Nakhale
Director
DIN-08367820

CHIRAYU BUILDTECH PRIVATE LIMITED
BALANCE SHEET AS AT 31 MARCH 2019
(Amount in rupees, unless otherwise stated)

| | Notes | As at 31 March 2019 | As at 31 March 2018 |
|--|-------|------------------------|------------------------|
| ASSETS | | | |
| Current assets | | | |
| Inventories | 4 | - | 273,859,514 |
| Financial assets | | | |
| Cash and cash equivalents | 5 | 31,357 | 37,173 |
| Other financial assets | 6 | 120,151,007 | 100,225,268 |
| Other current assets | 7 | 811,907 | 811,907 |
| Total Assets | | 120,994,271 | 374,933,862 |
| EQUITY AND LIABILITIES | | | |
| Equity | | | |
| Equity share capital | 8 | 100,000 | 100,000 |
| Other equity | 9 | (5,450,172) | (5,440,858) |
| Total equity | | (5,350,172) | (5,340,858) |
| LIABILITIES | | | |
| Current liabilities | | | |
| Financial liabilities | | | |
| Trade payables | 10 | - | - |
| -total outstanding dues of micro and small enterprises | | - | - |
| -total outstanding dues other than micro and small enterprises | | 5,902 | 5,310 |
| Other current liabilities | 11 | 126,338,541 | 380,269,410 |
| Total liabilities | | 126,344,443 | 380,274,720 |
| Total Equity and Liabilities | | 120,994,271 | 374,933,862 |
| Summary of significant accounting policies | 3 | | |


The accompanying notes are an integral part of the financial statements.

As per our report of even date

For Rajeev & Ajay
Firm registration No. 009977N
Chartered Accountants

Rajeev Sabharwal
Partner
Membership No. : 084833

Place : New Delhi
Date : 13 May 2019



For and on behalf of the Board of Directors of
CHIRAYU BUILDTECH PRIVATE LIMITED

Kamal Bajaj
Director
DIN-06713913

Neeru Sareen
Director
DIN-08383149

CHIRAYU BUILDTECH PRIVATE LIMITED
STATEMENT OF PROFIT AND LOSS FOR THE YEAR ENDED 31 MARCH 2019
(Amount in rupees, unless otherwise stated)

| Particulars | Notes | 31 March 2019 | 31 March 2018 |
|--|-------|----------------|------------------|
| Other income | | - | - |
| Total Income | | - | - |
| EXPENSES | | | |
| Finance costs | 12 | - | 139 |
| Other expenses | 13 | 9,314 | 101,766 |
| Total Expenses | | 9,314 | 101,905 |
| (Loss) before tax from continuing operations | | (9,314) | (101,905) |
| Tax expense: | | | |
| Current tax | | - | - |
| (Loss) for the year from continuing operations | | (9,314) | (101,905) |
| Other comprehensive income | | - | - |
| Total other comprehensive income for the year, net of tax | | - | - |
| Total comprehensive (loss) for the year, net of tax | | (9,314) | (101,905) |
| Earnings per equity share: | 14 | | |
| (1) Basic | | (0.93) | (10.19) |
| (2) Diluted | | (0.93) | (10.19) |

Summary of significant accounting policies

3

The accompanying notes are an integral part of the financial statements.

As per our report of even date

For Rajeev & Ajay
Firm registration No : 009977N
Chartered Accountants


Rajeev Sabharwal
Partner
Membership No. : 084833

Place : New Delhi
Date : 13 May 2019

For and on behalf of the Board of Directors of
CHIRAYU BUILDTECH PRIVATE LIMITED

Kamal Bajaj
Kamal Bajaj
Director
DIN-06713913

Neeru
Neeru Sareen
Director
DIN-08383149



CHOIR DEVELOPERS PRIVATE LIMITED
BALANCE SHEET AS AT 31 MARCH 2019
(Amount in Rupees, unless otherwise stated)

| | Notes | As at 31 March 2019 | As at 31 March 2018 |
|--|-------|------------------------|------------------------|
| ASSETS | | | |
| Current assets | | | |
| Inventories | 4 | 280,810,015 | 280,810,015 |
| Financial assets | | | |
| Cash and cash equivalents | 5 | 15,044 | 17,874 |
| Other current assets | 6 | - | - |
| Total Assets | | 280,825,059 | 280,827,889 |
| EQUITY AND LIABILITIES | | | |
| Equity | | | |
| Equity share capital | 7 | 100,000 | 100,000 |
| Other equity | 8 | (526,784) | (515,381) |
| Total equity | | (426,784) | (415,381) |
| LIABILITIES | | | |
| Current liabilities | | | |
| Financial liabilities | | | |
| Trade payables | 9 | - | - |
| -total outstanding dues of micro and small enterprises | | - | - |
| -total outstanding dues other than micro and small enterprises | | 5,900 | 5,311 |
| Other current liabilities | 10 | 281,245,943 | 281,237,959 |
| Total liabilities | | 281,251,843 | 281,243,270 |
| Total Equity and Liabilities | | 280,825,059 | 280,827,889 |
| Summary of significant accounting policies | 3 | | |

The accompanying notes are an integral part of the financial statements.

As per our report of even date

For Rajeev & Ajay
Firm registration No : 009977M
Chartered Accountants

Rajeev Sabharwal
Partner
Membership No. : 084833



For and on behalf of the Board of Directors of
CHOIR DEVELOPERS PRIVATE LIMITED

Rohit Mehta
Director
DIN-06961182

Neeru Sareen
Director
DIN-08383149

Place : New Delhi
Date : 13 May 2019

⑧

7

CHOIR DEVELOPERS PRIVATE LIMITED
STATEMENT OF PROFIT AND LOSS FOR THE YEAR ENDED 31 MARCH 2019
(Amount in Rupees, unless otherwise stated)

| Particulars | Notes | 31 March 2019 | 31 March 2018 |
|---|-------|-----------------|-----------------|
| Revenue | | - | - |
| Total Income | | - | - |
| EXPENSES | | | |
| Finance costs | 11 | 118 | 89 |
| Other expenses | 12 | 11,285 | 32,223 |
| Total Expenses | | 11,403 | 32,312 |
| Profit/(Loss) before tax from continuing operations | | (11,403) | (32,312) |
| Tax expense: | | | |
| Current tax | | - | - |
| Profit/(Loss) for the year from continuing operations | | (11,403) | (32,312) |
| Other comprehensive income | | - | - |
| Total other comprehensive income for the year, net of tax | | - | - |
| Total comprehensive income/(loss) for the year, net of tax | | (11,403) | (32,312) |
| Earnings per equity share: | 13 | | |
| (1) Basic | | (1.14) | (3.23) |
| (2) Diluted | | (1.14) | (3.23) |

Summary of significant accounting policies 3

The accompanying notes are an integral part of the financial statements.

As per our report of even date

For Rajeev & Ajay
Firm registration No : 009977N
Chartered Accountants

Rajeev Sabharwal
Partner
Membership No. : 084833



For and on behalf of the Board of Directors of
CHOIR DEVELOPERS PRIVATE LIMITED

Rohit Mehta
Director
DIN-06961182

Neeru Sareen
Director
DIN-08383149

Place : New Delhi
Date : 13 May 2019

CHUM PROPERTIES PRIVATE LIMITED
BALANCE SHEET AS AT 31 MARCH 2019
(Amount in rupees, unless otherwise stated)

| | Notes | As at 31 March 2019 | As at 31 March 2018 |
|--|-------|------------------------|------------------------|
| ASSETS | | | |
| Current assets | | | |
| Inventories | 4 | 280,749,446 | 280,749,446 |
| Financial assets | | | |
| Cash and cash equivalents | 5 | 15,020 | 16,850 |
| Other current assets | 6 | - | - |
| Total Assets | | 280,764,466 | 280,766,296 |
| EQUITY AND LIABILITIES | | | |
| Equity | | | |
| Equity share capital | 7 | 100,000 | 100,000 |
| Other equity | 8 | (305,557) | (294,466) |
| Total equity | | (205,557) | (194,466) |
| LIABILITIES | | | |
| Current liabilities | | | |
| Financial liabilities | | | |
| Trade payables | 9 | - | - |
| -total outstanding dues of micro and small enterprises | | - | - |
| -total outstanding dues other than micro and small enterprises | | 5,901 | 5,901 |
| Other current liabilities | 10 | 280,964,122 | 280,954,861 |
| Total liabilities | | 280,970,023 | 280,960,762 |
| Total Equity and Liabilities | | 280,764,466 | 280,766,296 |
| Summary of significant accounting policies | | | |
| | 3 | | |

The accompanying notes are an integral part of the financial statements.

As per our report of even date

For Rajeev & Ajay

Firm registration No: 00997721

Chartered Accountants

Rajeev Sabharwal

Partner

Membership No. : 084833

Place : New Delhi

Date : 13 May 2019

For and on behalf of the Board of Directors of
CHUM PROPERTIES PRIVATE LIMITED

Kalyan Biswas

Director

DIN-08411388

Neeru Sareen

Director

DIN-08383149

CHUM PROPERTIES PRIVATE LIMITED
STATEMENT OF PROFIT AND LOSS FOR THE YEAR ENDED 31 MARCH 2019
(Amount in rupees, unless otherwise stated)

| Particulars | | 31 March 2019 | 31 March 2018 |
|--|----|-----------------|-----------------|
| Revenue | | - | - |
| Total Income | | - | - |
| EXPENSES | | | |
| Finance costs | 11 | 118 | 89 |
| Other expenses | 12 | 10,973 | 15,713 |
| Total Expenses | | 11,091 | 15,802 |
| (Loss) before tax from continuing operations | | (11,091) | (15,802) |
| Tax expense: | | | |
| Current tax | | - | - |
| (Loss) for the year from continuing operations | | (11,091) | (15,802) |
| Other comprehensive income | | - | - |
| Total other comprehensive income for the year, net of tax | | - | - |
| Total comprehensive (loss) for the year, net of tax | | (11,091) | (15,802) |
| Earnings per equity share: | 13 | | |
| (1) Basic | | (1.11) | (1.58) |
| (2) Diluted | | (1.11) | (1.58) |

Summary of significant accounting policies

3

The accompanying notes are an integral part of the financial statements.

As per our report of even date

For Rajeev & Ajay

Firm registration No : 009977N

Chartered Accountants

Rajeev Sabharwal

Partner

Membership No. : 084831



For and on behalf of the Board of Directors of
CHUM PROPERTIES PRIVATE LIMITED

Kalyan Biswas

Director

DIN-08411388

Neeru Sareen

Director

DIN-08383149

Place : New Delhi

Date : 13 May 2019

COMPACT PROJECTS PRIVATE LIMITED
BALANCE SHEET AS AT 31 MARCH 2019
(Amount in rupees, unless otherwise stated)

| | Notes | As at 31 March 2019 | As at 31 March 2018 |
|--|-------|------------------------|------------------------|
| ASSETS | | | |
| Current assets | | | |
| Inventories | 4 | 49,833,104 | 200,694,598 |
| Financial assets | | | |
| Cash and cash equivalents | 5 | 14,243 | 19,761 |
| Total Assets | | 49,847,347 | 200,714,359 |
| EQUITY AND LIABILITIES | | | |
| Equity | | | |
| Equity share capital | 6 | 100,000 | 100,000 |
| Other equity | 7 | (535,749) | (524,762) |
| Total equity | | (435,749) | (424,762) |
| LIABILITIES | | | |
| Current liabilities | | | |
| Financial liabilities | | | |
| Trade payables | 8 | - | - |
| -total outstanding dues of micro and small enterprises | | 5,900 | 5,310 |
| -total outstanding dues other than micro and small enterprises | | | |
| Other current liabilities | 9 | 50,277,196 | 201,133,811 |
| Total liabilities | | 50,283,096 | 201,139,121 |
| Total Equity and Liabilities | | 49,847,347 | 200,714,359 |

Summary of significant accounting policies


3

The accompanying notes are an integral part of the financial statements.


As per our report of even date

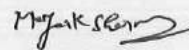
For Rajeev & Ajay
Firm registration No : 009977
Chartered Accountants

Rajeev Sabharwal
Partner
Membership No. : 084833



For and on behalf of the Board of Directors of
COMPACT PROJECTS PRIVATE LIMITED


Shaji Kumar Sasidharan
Director
DIN-07119343


Mayank Sharma
Director
DIN-08129100

Place : New Delhi
Date : 13 May 2019

COMPACT PROJECTS PRIVATE LIMITED
STATEMENT OF PROFIT AND LOSS FOR THE YEAR ENDED 31 MARCH 2019
(Amount in rupees, unless otherwise stated)

| Particulars | Notes | 31 March 2019 | 31 March 2018 |
|---|-------|---------------|---------------|
| Revenue | | - | - |
| Total Income | | - | - |
| EXPENSES | | | |
| Finance costs | 10 | 118 | 89 |
| Other expenses | 11 | 10,869 | 34,349 |
| Total Expenses | | 10,987 | 34,438 |
| (Loss) before tax from continuing operations | | (10,987) | (34,438) |
| Tax expense: | | | |
| Current tax | | - | - |
| (Loss) for the year from continuing operations | | (10,987) | (34,438) |
| Other comprehensive income | | - | - |
| Total other comprehensive income for the year, net of tax | | - | - |
| Total comprehensive (loss) for the year, net of tax | | (10,987) | (34,438) |
| Earnings per equity share: | 12 | | |
| (1) Basic | | (1.10) | (3.44) |
| (2) Diluted | | (1.10) | (3.44) |

Summary of significant accounting policies

3

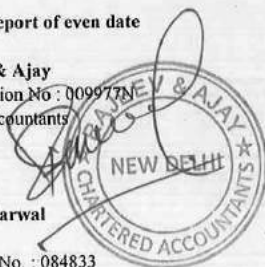
The accompanying notes are an integral part of the financial statements.

As per our report of even date

For Rajeev & Ajay

Firm registration No : 009977M
Chartered Accountants

Rajeev Sabharwal
Partner
Membership No. : 084833



For and on behalf of the Board of Directors of
COMPACT PROJECTS PRIVATE LIMITED

Shaji Kumar Sasidharan
Director
DIN-07119343

Mayank Sharma
Director
DIN-08129100

Place : New Delhi
Date : 13 May 2019

CONSUMMATE PROPERTIES PRIVATE LIMITED
BALANCE SHEET AS AT 31 MARCH 2019
(Amount in rupees, unless otherwise stated)

| | Notes | As at 31 March 2019 | As at 31 March 2018 |
|--|-------|------------------------|------------------------|
| ASSETS | | | |
| Current assets | | | |
| Inventories | 4 | 316,081,876 | 316,081,876 |
| Financial assets | | | |
| Cash and cash equivalents | 5 | 37,308 | 43,138 |
| Other current assets | 6 | - | - |
| Total Assets | | 316,119,184 | 316,125,014 |
| EQUITY AND LIABILITIES | | | |
| Equity | | | |
| Equity share capital | 7 | 100,000 | 100,000 |
| Other equity | 8 | (540,737) | (530,891) |
| Total equity | | (440,737) | (430,891) |
| LIABILITIES | | | |
| Current liabilities | | | |
| Financial liabilities | | | |
| Trade payables | 9 | - | - |
| -total outstanding dues of micro and small enterprises | | - | - |
| -total outstanding dues other than micro and small enterprises | | 5,902 | 5,311 |
| Other current liabilities | 10 | 316,554,019 | 316,550,594 |
| Total liabilities | | 316,559,921 | 316,555,905 |
| Total Equity and Liabilities | | 316,119,184 | 316,125,014 |

Summary of significant accounting policies

3

The accompanying notes are an integral part of the financial statements.

As per our report of even date

For MNV & CO.

Firm Reg. No.: 02368234

Chartered Accountants

Vikrant Suri

Partner

Membership No.: 505887

Place : New Delhi

Date : 13 May 2019

For and on behalf of the Board of Directors of
CONSUMMATE PROPERTIES PRIVATE LIMITED

Neeru Sareen
Director
DIN- 08383149

Purushottam Grover
Director
DIN- 08315022

CONSUMMATE PROPERTIES PRIVATE LIMITED
STATEMENT OF PROFIT AND LOSS FOR THE YEAR ENDED 31 MARCH 2019
(Amount in rupees, unless otherwise stated)

| Particulars | Notes | 31 March 2019 | 31 March 2018 |
|--|-------|----------------|----------------|
| Other income | | - | - |
| Total Income | | - | - |
| EXPENSES | | | |
| Finance costs | 11 | 118 | 89 |
| Other expenses | 12 | 9,728 | 8,545 |
| Total Expenses | | 9,846 | 8,634 |
| (Loss) before tax from continuing operations | | (9,846) | (8,634) |
| Tax expense: | | | |
| Current tax | | - | - |
| (Loss) for the year from continuing operations | | (9,846) | (8,634) |
| Other comprehensive income | | - | - |
| Total other comprehensive income for the year, net of tax | | - | - |
| Total comprehensive (loss) for the year, net of tax | | (9,846) | (8,634) |
| Earnings per equity share: | 13 | | |
| (1) Basic | | (0.98) | (0.86) |
| (2) Diluted | | (0.98) | (0.86) |
| Summary of significant accounting policies | 3 | | |

The accompanying notes are an integral part of the financial statements.

As per our report of even date

For MNV & CO.

Firm Reg. No.: 010682M
Chartered Accountants

Vikrant Surt
Partner
Membership No.: 505887

For and on behalf of the Board of Directors of
CONSUMMATE PROPERTIES PRIVATE LIMITED

Neeru
Neeru Sareen
Director
DIN- 08383149

Purushottam Grover
Purushottam Grover
Director
DIN- 08315022

Place : New Delhi
Date : 13 May 2019

CROCK BUILDWELL PRIVATE LIMITED
BALANCE SHEET AS AT 31 MARCH 2019
(Amount in rupees, unless otherwise stated)

| | Notes | As at 31 March 2019 | As at 31 March 2018 |
|--|-------|------------------------|------------------------|
| ASSETS | | | |
| Current assets | | | |
| Inventories | 4 | 8,177,963 | 16,772,031 |
| Financial assets | | | |
| Cash and cash equivalents | 5 | - | 17,379 |
| Other financial assets | 6 | 10,369,582 | 10,369,582 |
| Other current assets | 7 | 1,311 | 300,000 |
| Total Assets | | 18,548,856 | 27,458,992 |
| EQUITY AND LIABILITIES | | | |
| Equity | | | |
| Equity share capital | 8 | 100,000 | 100,000 |
| Other equity | 9 | (686,845) | (782,726) |
| Total equity | | (586,845) | (682,726) |
| LIABILITIES | | | |
| Current liabilities | | | |
| Financial liabilities | | | |
| Trade payables | 10 | - | - |
| -total outstanding dues of micro and small enterprises | | 5,901 | 5,311 |
| -total outstanding dues other than micro and small enterprises | | - | - |
| Other financial liabilities | 11 | 18,227 | - |
| Other current liabilities | 12 | 19,111,573 | 28,136,407 |
| Total liabilities | | 19,135,701 | 28,141,718 |
| Total Equity and Liabilities | | 18,548,856 | 27,458,992 |

Summary of significant accounting policies

3

The accompanying notes are an integral part of the financial statements.

As per our report of even date

For MNV & CO.
Firm registration No.: 023682N
Chartered Accountants

Vibrant Suri
Partner
Membership No.: 505887

Place : New Delhi
Date : 13 May 2019

For and on behalf of the Board of Directors of
CROCK BUILDWELL PRIVATE LIMITED

Anil Kumar Beniwal
Director
DIN- 08129129

Manish Aggarwal
Director
DIN- 08383049

CROCK BUILDWELL PRIVATE LIMITED
STATEMENT OF PROFIT AND LOSS FOR THE YEAR ENDED 31 MARCH 2019
(Amount in rupees, unless otherwise stated)

| Particulars | Notes | 31 March 2019 | 31 March 2018 |
|---|-------|----------------|-----------------|
| Other income | 13 | 139,500 | - |
| Total income | | 139,500 | - |
| EXPENSES | | | |
| Finance costs | 14 | 203 | 89 |
| Other expenses | 15 | 9,727 | 41,279 |
| Total Expenses | | 9,930 | 41,368 |
| Profit/(loss) before tax from continuing operations | | 129,570 | (41,368) |
| Tax expense: | | | |
| Current tax | | 33,689 | - |
| Profit/(loss) for the year from continuing operations | | 95,881 | (41,368) |
| Other comprehensive income | | - | - |
| Total other comprehensive income for the year, net of tax | | - | - |
| Total comprehensive income/(loss) for the year, net of tax | | 95,881 | (41,368) |
| Earnings per equity share: | 16 | | |
| (1) Basic | | 9.59 | (4.14) |
| (2) Diluted | | 9.59 | (4.14) |
| Summary of significant accounting policies | 3 | | |


The accompanying notes are an integral part of the financial statements.


As per our report of even date

For MNV & CO.
Firm registration No.: 023682N
Chartered Accountants

Vikrant Suri
Partner
Membership No.: 505887

For and on behalf of the Board of Directors of
CROCK BUILDWELL PRIVATE LIMITED


Anil Kumar Beniwal
Director
DIN- 08129129


Manish Aggarwal
Director
DIN- 08383049

Place : New Delhi
Date : 13 May 2019

CROCUS BUILDERS PRIVATE LIMITED
BALANCE SHEET AS AT 31 MARCH 2019
(Amount in rupees, unless otherwise stated)

| | Notes | As at 31 March 2019 | As at 31 March 2018 |
|--|-------|------------------------|------------------------|
| ASSETS | | | |
| Current assets | | | |
| Inventories | 4 | 345,282,330 | 345,282,330 |
| Financial assets | | | |
| Cash and cash equivalents | 5 | 14,869 | 17,699 |
| Total Assets | | 345,297,199 | 345,300,029 |
| EQUITY AND LIABILITIES | | | |
| Equity | | | |
| Equity share capital | 6 | 100,000 | 100,000 |
| Other equity | 7 | (805,351) | (797,686) |
| Total equity | | (705,351) | (697,686) |
| LIABILITIES | | | |
| Current liabilities | | | |
| Financial liabilities | | | |
| Trade payables | 8 | - | - |
| -total outstanding dues of micro and small enterprises | | 5,900 | 5,310 |
| -total outstanding dues other than micro and small enterprises | | | |
| Other current liabilities | 9 | 345,996,650 | 345,992,405 |
| Total liabilities | | 346,002,550 | 345,997,715 |
| Total Equity and Liabilities | | 345,297,199 | 345,300,029 |

Summary of significant accounting policies

3

The accompanying notes are an integral part of the financial statements.

As per our report of even date

For Rajeev & Ajay
Firm registration No : 009977N
Chartered Accountants

Rajeev Sabharwal
Partner
Membership No. : 84833



For and on behalf of the Board of Directors of
CROCUS BUILDERS PRIVATE LIMITED

Abhishek Prasad
Director
DIN-08291550

Manish Aggarwal
Director
DIN-08383049

Place : New Delhi
Date : 13 May 2019

CROCUS BUILDERS PRIVATE LIMITED
STATEMENT OF PROFIT AND LOSS FOR THE YEAR ENDED 31 MARCH 2019
(Amount in rupees, unless otherwise stated)

| Particulars | Notes | 31 March 2019 | 31 March 2018 |
|--|-------|----------------|-----------------|
| Other income | | - | - |
| Total Income | | - | - |
| EXPENSES | | | |
| Finance costs | 10 | 118 | 89 |
| Other expenses | 11 | 7,547 | 12,597 |
| Total Expenses | | 7,665 | 12,686 |
| (Loss) before tax from continuing operations | | (7,665) | (12,686) |
| Tax expense: | | | |
| Current tax | | - | - |
| (Loss) for the year from continuing operations | | (7,665) | (12,686) |
| Other comprehensive income | | - | - |
| Total other comprehensive income for the year, net of tax | | - | - |
| Total comprehensive (loss) for the year, net of tax | | (7,665) | (12,686) |
| Earnings per equity share: | 12 | | |
| (1) Basic | | (0.77) | (1.27) |
| (2) Diluted | | (0.77) | (1.27) |

Summary of significant accounting policies

3

The accompanying notes are an integral part of the financial statements.

As per our report of even date

For Rajeev & Ajay
Firm registration No : 009977N
Chartered Accountants

Rajeev Sabharwal
Partner
Membership No. : 84833



For and on behalf of the Board of Directors of
CROCUS BUILDERS PRIVATE LIMITED

Abhishek Prasad
Director
DIN-08291550

Manish Aggarwal
Director
DIN-08383049

Place : New Delhi
Date : 13 May 2019

CRONY BUILDERS PRIVATE LIMITED
BALANCE SHEET AS AT 31 MARCH 2019
(Amount in rupees, unless otherwise stated)

| | Notes | As at 31 March 2019 | As at 31 March 2018 |
|--|-------|------------------------|------------------------|
| ASSETS | | | |
| Current assets | | | |
| Inventories | 4 | 325,314,742 | 325,314,742 |
| Financial assets | | | |
| Cash and cash equivalents | 5 | 25,200 | 74,541 |
| Other current assets | 6 | 814,100 | - |
| Total Assets | | 326,154,042 | 325,389,283 |
| EQUITY AND LIABILITIES | | | |
| Equity | | | |
| Equity share capital | 7 | 100,000 | 100,000 |
| Other equity | 8 | (291,243) | (266,134) |
| Total equity | | (191,243) | (166,134) |
| LIABILITIES | | | |
| Current liabilities | | | |
| Financial liabilities | | | |
| Trade payables | 9 | - | - |
| -total outstanding dues of micro and small enterprises | | 5,901 | 19,036 |
| -total outstanding dues other than micro and small enterprises | | | |
| Other current liabilities | 10 | 326,339,384 | 325,536,381 |
| Total liabilities | | 326,345,285 | 325,555,417 |
| Total Equity and Liabilities | | 326,154,042 | 325,389,283 |

Summary of significant accounting policies

3

The accompanying notes are an integral part of the financial statements.

As per our report of even date

For Rajeev & Ajay
Firm registration No. 009977N
Chartered Accountants

Rajeev Sabharwal
Partner
Membership No. : 084833



For and on behalf of the Board of Directors of
CRONY BUILDERS PRIVATE LIMITED

Kalyan Biswas
Director
DIN-08411388

Chandan Singh
Director
DIN-08129090

Place : New Delhi
Date : 13 May 2019

CRONY BUILDERS PRIVATE LIMITED
STATEMENT OF PROFIT AND LOSS FOR THE YEAR ENDED 31 MARCH 2019
(Amount in rupees, unless otherwise stated)

| Particulars | Notes | 31 March 2019 | 31 March 2018 |
|--|-------|-----------------|-----------------|
| Revenue | 11 | - | 6,425 |
| Total Income (I) | | - | 6,425 |
| EXPENSES | | | |
| Finance costs | 12 | 41 | 48,308 |
| Other expenses | 13 | 25,068 | 53,394 |
| Total Expenses (II) | | 25,109 | 101,702 |
| (Loss) before tax from continuing operations (I-II) | | (25,109) | (95,277) |
| Tax expense: | | | |
| Current tax | | - | - |
| (Loss) for the year from continuing operations | | (25,109) | (95,277) |
| Other comprehensive income | | - | - |
| Total other comprehensive income for the year, net of tax | | - | - |
| Total comprehensive (loss) for the year, net of tax | | (25,109) | (95,277) |
| Earnings per equity share: | 14 | | |
| (1) Basic | | (2.51) | (9.53) |
| (2) Diluted | | (2.51) | (9.53) |

Summary of significant accounting policies

3

The accompanying notes are an integral part of the financial statements.

As per our report of even date

For Rajeev & Ajay
Firm registration No : 009977N
Chartered Accountants

Rajeev Sabharwal
Partner
Membership No. : 084833



For and on behalf of the Board of Directors of
CRONY BUILDERS PRIVATE LIMITED

Kalyan Biswas
Director
DIN-08411388

Chandan Singh
Director
DIN-08129090

Place : New Delhi
Date : 13 May 2019

DEEP JYOTI PROJECTS PRIVATE LIMITED
BALANCE SHEET AS AT 31 MARCH 2019
(Amount in rupees, unless otherwise stated)

| | Notes | As at 31 March 2019 | As at 31 March 2018 |
|--|-------|------------------------|------------------------|
| ASSETS | | | |
| Current assets | | | |
| Inventories | | | |
| Financial assets | 4 | 209,019,291 | 209,019,291 |
| Cash and cash equivalents | 5 | 14,595 | 18,523 |
| Other financial assets | 6 | - | 18,178,249 |
| Other current assets | 7 | 117,406 | 117,406 |
| Total Assets | | 209,151,292 | 227,333,469 |
| EQUITY AND LIABILITIES | | | |
| Equity | | | |
| Equity share capital | 8 | 100,000 | 100,000 |
| Other equity | 9 | 400,009 | 409,917 |
| Total equity | | 500,009 | 509,917 |
| LIABILITIES | | | |
| Current liabilities | | | |
| Financial liabilities | | | |
| Trade payables | 10 | - | - |
| -total outstanding dues of micro and small enterprises | | 55,400 | 54,810 |
| -total outstanding dues other than micro and small enterprises | 11 | 208,595,883 | 226,768,742 |
| Other current liabilities | | 208,651,283 | 226,823,552 |
| Total liabilities | | 209,151,292 | 227,333,469 |

Total Equity and Liabilities

Summary of significant accounting policies

The accompanying notes are an integral part of the financial statements.

As per our report of even date

For MNV & CO.

Firm Reg. No.: 023682N

Chartered Accountants

Vijayant Suri
Partner

Membership No.: 505887

Place : New Delhi
Date : 13 May 2019

For and on behalf of the Board of Directors of
DEEP JYOTI PROJECTS PRIVATE LIMITED

Jayant Vasant Nakhale
Director
DIN-08367820

Mukesh Kumar Gupta
Director
DIN-02354428

DEEP JYOTI PROJECTS PRIVATE LIMITED
STATEMENT OF PROFIT AND LOSS FOR THE YEAR ENDED 31 MARCH 2019
(Amount in rupees, unless otherwise stated)

| Particulars | Notes | 31 March 2019 | 31 March 2018 |
|--|-------|----------------|-----------------|
| Other income | 12 | - | 54,369 |
| Total Income | | - | 54,369 |
| EXPENSES | | | |
| Finance costs | 13 | 179 | 232 |
| Other expenses | 14 | 9,729 | 72,211 |
| Total Expenses | | 9,908 | 72,443 |
| (Loss) before tax from continuing operations | | (9,908) | (18,074) |
| Tax expense: | | | |
| Current tax | | - | - |
| (Loss) for the year from continuing operations | | (9,908) | (18,074) |
| Other comprehensive income | | - | - |
| Total other comprehensive income for the year, net of tax | | - | - |
| Total comprehensive (loss) for the year, net of tax | | (9,908) | (18,074) |
| Earnings per equity share: | 15 | | |
| (1) Basic | | (0.99) | (1.81) |
| (2) Diluted | | (0.99) | (1.81) |
| Summary of significant accounting policies | 3 | | |

The accompanying notes are an integral part of the financial statements.

As per our report of even date

For MINV & CO.

Firm Reg. No.: 0236824
Chartered Accountants

Vikrant Suri
Partner

Membership No.: 505887

For and on behalf of the Board of Directors of
DEEP JYOTI PROJECTS PRIVATE LIMITED

Jayant Vasant Nakhale
Director
DIN-08367820

Mukesh Kumar Gupta
Director
DIN-02354428

Place : New Delhi
Date : 13 May 2019

DIVIT ESTATES PRIVATE LIMITED
BALANCE SHEET AS AT 31 MARCH 2019
(Amount in rupees, unless otherwise stated)

| | Notes | As at 31 March 2019 | As at 31 March 2018 |
|--|-------|------------------------|------------------------|
| ASSETS | | | |
| Current assets | | | |
| Inventories | 4 | 15,938,862 | 40,055,423 |
| Financial assets | | | |
| Cash and cash equivalents | 5 | 15,261 | 17,779 |
| Other current assets | 6 | 12,500,000 | 12,500,000 |
| Total Assets | | 28,454,123 | 52,573,202 |
| EQUITY AND LIABILITIES | | | |
| Equity | | | |
| Equity share capital | 7 | 100,000 | 100,000 |
| Other equity | 8 | (19,094,275) | (19,082,971) |
| Total equity | | (18,994,275) | (18,982,971) |
| LIABILITIES | | | |
| Current liabilities | | | |
| Financial liabilities | | | |
| Trade payables | 9 | - | - |
| -total outstanding dues of micro and small enterprises | | 12,505,900 | 12,505,900 |
| -total outstanding dues other than micro and small enterprises | 10 | 34,942,498 | 59,050,273 |
| Other current liabilities | 11 | - | - |
| Provisions | | | |
| Total liabilities | | 47,448,398 | 71,556,173 |
| Total Equity and Liabilities | | 28,454,123 | 52,573,202 |

Summary of significant accounting policies

3

The accompanying notes are an integral part of the financial statements.

As per our report of even date

For MNV & CO.
Firm registration No.: 023682N
Chartered Accountants


Vikrant Suri
Partner
Membership No.: 505887

Place : New Delhi
Date : 13 May 2019

For and on behalf of the Board of Directors of
DIVIT ESTATES PRIVATE LIMITED


Nikhil Srivastava
Director
DIN-08077388


Manish Aggarwal
Director
DIN-08383049

DIVIT ESTATES PRIVATE LIMITED
STATEMENT OF PROFIT AND LOSS FOR THE YEAR ENDED 31 MARCH 2019
(Amount in rupees, unless otherwise stated)

| Particulars | Notes | 31 March 2019 | 31 March 2018 |
|--|-------|---------------|---------------|
| Revenue | | - | - |
| Total Income | | - | - |
| EXPENSES | | | |
| Finance costs | 12 | 118 | 89 |
| Other expenses | 13 | 11,186 | 12,494 |
| Total Expenses | | 11,304 | 12,583 |
| (Loss) before tax from continuing operations | | (11,304) | (12,583) |
| Tax expense: | | | |
| Current tax | | - | - |
| (Loss) for the year from continuing operations | | (11,304) | (12,583) |
| Other comprehensive income | | - | - |
| Total other comprehensive income for the year, net of tax | | - | - |
| Total comprehensive (loss) for the year, net of tax | | (11,304) | (12,583) |
| Earnings per equity share: | 14 | | |
| (1) Basic | | (1.13) | (1.26) |
| (2) Diluted | | (1.13) | (1.26) |

Summary of significant accounting policies

3

The accompanying notes are an integral part of the financial statements.


As per our report of even date

For MNV & CO.
Firm registration No.: 023682N
Chartered Accountants

Vikram Suri
Partner
Membership No.: 505887

For and on behalf of the Board of Directors of
DIVIT ESTATES PRIVATE LIMITED


Nikhil Srivastava
Director
DIN-08077388


Manish Aggarwal
Director
DIN-08383049

Place : New Delhi
Date : 13 May 2019

DOVE PROMOTERS PRIVATE LIMITED
BALANCE SHEET AS AT 31 MARCH 2019
(Amount in rupees, unless otherwise stated)

| | Notes | As at 31 March 2019 | As at 31 March 2018 |
|--|-------|---------------------------|-----------------------------|
| ASSETS | | | |
| Non-current assets | | | |
| Investments | 4 | 300,000 | 300,000 |
| | | <u>300,000</u> | <u>300,000</u> |
| Current assets | | | |
| Inventories | 5 | 582,225,202 | 1,317,832,376 |
| Financial assets | | | |
| Cash and cash equivalents | 6 | 12,764 | 50,370 |
| Other bank balances | 7 | 732,730 | 732,730 |
| Other financial assets | 8 | 85,952 | 36,856 |
| Other current assets | 9 | 283,784 | 283,784 |
| Total Assets | | <u>583,640,432</u> | <u>1,319,236,116</u> |
| EQUITY AND LIABILITIES | | | |
| Equity | | | |
| Equity share capital | 10 | 200,000 | 200,000 |
| Other equity | 11 | (8,619,643) | (8,613,425) |
| Total equity | | <u>(8,419,643)</u> | <u>(8,413,425)</u> |
| LIABILITIES | | | |
| Current liabilities | | | |
| Financial liabilities | | | |
| Trade payables | 12 | - | - |
| -total outstanding dues of micro and small enterprises | | 101,301 | 7,711,060 |
| -total outstanding dues other than micro and small enterprises | | 591,867,286 | 1,319,824,196 |
| Other current liabilities | 13 | 91,488 | 114,285 |
| Provisions | 14 | 592,060,075 | 1,327,649,541 |
| Total liabilities | | <u>583,640,432</u> | <u>1,319,236,116</u> |
| Total Equity and Liabilities | | <u>583,640,432</u> | <u>1,319,236,116</u> |

Summary of significant accounting policies

3

The accompanying notes are an integral part of the financial statements.

As per our report of even date

For Rajeev & Ajay

Firm registration No : 009977N

Chartered Accountants

Rajeev Sabharwal

Partner

Membership No. : 084833

Place : New Delhi

Date : 13 May 2019



For and on behalf of the Board of Directors of
DOVE PROMOTERS PRIVATE LIMITED

Mukesh Kumar Gupta
Director
DIN-02354428

Manish Aggarwal
Director
DIN-08383049

8

DOVE PROMOTERS PRIVATE LIMITED
STATEMENT OF PROFIT AND LOSS FOR THE YEAR ENDED 31 MARCH 2019
(Amount in rupees, unless otherwise stated)

| Particulars | Notes | 31 March 2019 | 31 March 2018 |
|---|-------|----------------|----------------|
| Revenue from operations | 15 | 17,501 | - |
| Other income | 16 | 49,096 | 146,002 |
| Total Income (I) | | 66,597 | 146,002 |
| EXPENSES | | | |
| Finance costs | 17 | 96 | 259 |
| Other expenses | 18 | 72,719 | 79,108 |
| Total Expenses (II) | | 72,815 | 79,367 |
| (Loss)/profit before tax from continuing operations (I-II) | | (6,218) | 66,635 |
| Tax expense: | | | |
| Current tax | | - | 17,159 |
| (Loss)/profit for the year from continuing operations | | (6,218) | 49,476 |
| Other comprehensive income | | - | - |
| Total other comprehensive income for the year, net of tax | | - | - |
| Total comprehensive (loss)/income for the year, net of tax | | (6,218) | 49,476 |
| Earnings per equity share: | 19 | | |
| (1) Basic | | (0.31) | 2.47 |
| (2) Diluted | | (0.31) | 2.47 |

Summary of significant accounting policies

3

The accompanying notes are an integral part of the financial statements.

As per our report of even date

For Rajeev & Ajay
Firm registration No. : 009977N
Chartered Accountants

Rajeev Sabharwal
Partner
Membership No. : 084833

Place : New Delhi
Date : 13 May 2019

For and on behalf of the Board of Directors of
DOVE PROMOTERS PRIVATE LIMITED

Mukesh Kumar Gupta
Director
DIN-02354428

Manish Aggarwal
Director
DIN-08383049

DUCAT BUILDERS PRIVATE LIMITED
BALANCE SHEET AS AT 31 MARCH 2019
(Amount in Rupees, unless otherwise stated)

ASSETS

Current assets

Financial assets

Cash and cash equivalents

Other financial assets

Total assets

EQUITY AND LIABILITIES

Equity

Equity share capital

Other equity

Total equity

LIABILITIES

Current liabilities

Financial liabilities

Trade payables

-total outstanding dues of micro and small enterprises

-total outstanding dues other than micro and small enterprises

Other current liabilities

Total liabilities

Total equity and liabilities

Summary of significant accounting policies

The accompanying notes are an integral part of the financial statements.

As per our report of even date

For Sanjay Rastogi & Associates
Firm registration No : 014056N
Chartered Accountants

CA Sanjay Rastogi
Proprietor
Membership No. : 075033



Place : New Delhi
Date : 13 May 2019

| Notes | 31 March 2019 | 31 March 2018 |
|-------|-------------------|-------------------|
| 4 | 22,782 | 28,806 |
| 5 | 19,033,808 | 19,040,005 |
| | 19,056,590 | 19,068,811 |
| 6 | 27,200,000 | 27,200,000 |
| 7 | (8,149,309) | (8,137,089) |
| | 19,050,691 | 19,062,911 |
| 8 | - | - |
| 9 | 5,899 | 5,310 |
| | 5,899 | 5,900 |
| | 19,056,590 | 19,068,811 |

3

For and on behalf of the Board of Directors of
DUCAT BUILDERS PRIVATE LIMITED

Purushottam Grover
Director
DIN-08315022

Manish Aggarwal
Director
DIN-08383049

DUCAT BUILDERS PRIVATE LIMITED
STATEMENT OF PROFIT AND LOSS FOR THE YEAR ENDED 31 MARCH 2019
(Amount in Rupees, unless otherwise stated)

| Particulars | Notes | 31 March 2019 | 31 March 2018 |
|--|-------|---------------|---------------|
| Revenue | | - | - |
| Total Income | | - | - |
| EXPENSES | | | |
| Finance costs | 10 | - | 91 |
| Other expenses | 11 | 12,220 | 11,454 |
| Total Expenses | | 12,220 | 11,545 |
| Loss before tax from continuing operations | | (12,220) | (11,545) |
| Tax expense: | | | |
| Current tax | | - | - |
| Loss for the year from continuing operations | | (12,220) | (11,545) |
| Other comprehensive income | | - | - |
| Total other comprehensive income for the year, net of tax | | - | - |
| Total comprehensive income for the year, net of tax | | (12,220) | (11,545) |
| Earnings per equity share: | 12 | | |
| Basic (Rs.) | | (0.00) | (0.00) |
| Diluted (Rs.) | | (0.00) | (0.00) |
| Summary of significant accounting policies | 3 | | |

The accompanying notes are an integral part of the financial statements.

As per our report of even date

For Sanjay Rastogi & Associates
Firm registration No : 014056N
Chartered Accountants

CA Sanjay Rastogi
Proprietor
Membership No. : 075033



For and on behalf of the Board of Directors of
DUCAT BUILDERS PRIVATE LIMITED

Purushottam Grover
Director
DIN-08315022

Manish Aggarwal
Director
DIN-08383049

Place : New Delhi
Date : 13 May 2019

DUMDUM BUILDERS PRIVATE LIMITED
BALANCE SHEET AS AT 31 MARCH 2019
(Amount in Rupees, unless otherwise stated)

| | Notes | As at 31 March 2019 | As at 31 March 2018 |
|--|-------|------------------------|------------------------|
| ASSETS | | | |
| Current assets | | | |
| Inventories | 4 | 94,876,783 | 94,876,783 |
| Financial assets | | | |
| Cash and cash equivalents | 5 | 15,044 | 18,562 |
| Total Assets | | 94,891,827 | 94,895,345 |
| EQUITY AND LIABILITIES | | | |
| Equity | | | |
| Equity share capital | 6 | 100,000 | 100,000 |
| Other equity | 7 | (301,116) | (292,517) |
| Total equity | | (201,116) | (192,517) |
| LIABILITIES | | | |
| Current liabilities | | | |
| Financial liabilities | | | |
| Trade payables | 8 | - | - |
| -total outstanding dues of micro and small enterprises | | 5,901 | 5,311 |
| -total outstanding dues other than micro and small enterprises | 9 | 95,087,042 | 95,082,551 |
| Total liabilities | | 95,092,943 | 95,087,862 |
| Total Equity and Liabilities | | 94,891,827 | 94,895,345 |

Summary of significant accounting policies

3

The accompanying notes are an integral part of the financial statements.

As per our report of even date

For Rajeev & Ajay
Firm registration No : 0099778
Chartered Accountants

Rajeev Sabharwal
Partner
Membership No. : 084833



For and on behalf of the Board of Directors of
DUMDUM BUILDERS PRIVATE LIMITED

Amitesh Mishra
Director
DIN-06549028

Manish Aggarwal
Director
DIN-08383049

Place : New Delhi
Date : 13 May 2019



DUMDUM BUILDERS PRIVATE LIMITED
STATEMENT OF PROFIT AND LOSS FOR THE YEAR ENDED 31 MARCH 2019
(Amount in Rupees, unless otherwise stated)

| Particulars | | 31 March 2019 | 31 March 2018 |
|--|----|---------------|---------------|
| Revenue | | - | - |
| Total Income (I) | | - | - |
| EXPENSES | | | |
| Finance costs | 10 | 118 | 89 |
| Other expenses | 11 | 8,481 | 10,308 |
| Total Expenses (II) | | 8,599 | 10,397 |
| (Loss) before tax from continuing operations (I-II) | | (8,599) | (10,397) |
| Tax expense: | | | |
| Current Tax | | - | - |
| (Loss) for the year from continuing operations | | (8,599) | (10,397) |
| Other comprehensive income | | - | - |
| Total other comprehensive income for the year, net of tax | | - | - |
| Total comprehensive income/(loss) for the year, net of tax | | (8,599) | (10,397) |
| Earnings per equity share (computed on the basis of profit/(loss) for the year): | 12 | | |
| (1) Basic | | (0.86) | (1.04) |
| (2) Diluted | | (0.86) | (1.04) |

Summary of significant accounting policies

3

The accompanying notes are an integral part of the financial statements.

As per our report of even date

For Rajeev & Ajay
Firm registration No. 009977 IN
Chartered Accountants

Rajeev Sabharwal
Partner
Membership No. : 084833



For and on behalf of the Board of Directors of
DUMDUM BUILDERS PRIVATE LIMITED

Amitesh Mishra
Director
DIN-06549028

Manish Aggarwal
Director
DIN-08383049

Place : New Delhi
Date : 13 May 2019

ECRU BUILDERS PRIVATE LIMITED
BALANCE SHEET AS AT 31 MARCH 2019
(Amount in Rupees, unless otherwise stated)

ASSETS

Current assets

Inventories
Financial assets
Cash and cash equivalents
Other current assets

Total assets

EQUITY AND LIABILITIES

Equity

Equity share capital
Other equity

Total equity

LIABILITIES

Current liabilities

Financial liabilities

Trade payables

-total outstanding dues of micro and small enterprises
-total outstanding dues other than micro and small enterprises

Other current liabilities

Total liabilities

Total equity and liabilities

Summary of significant accounting policies

The accompanying notes are an integral part of the financial statements.

As per our report of even date

For Sanjay Rastogi & Associates

Firm registration No : 014056N

Chartered Accountants


CA Sanjay Rastogi

Partner

Membership No. : 075033

Place : New Delhi

Date : 13 May 2019



| Notes | 31 March 2019 | 31 March 2018 |
|-------|-------------------|-------------------|
| | | |
| 4 | 28,027,485 | 28,027,485 |
| 5 | 14,259 | 17,089 |
| 6 | 505 | 26,275,505 |
| | 28,042,249 | 54,320,079 |
| | | |
| 7 | 100,000 | 100,000 |
| 8 | (155,875) | (144,573) |
| | (55,875) | (44,573) |
| | | |
| 9 | - | - |
| | 5,900 | 5,310 |
| 10 | 28,092,224 | 54,359,342 |
| | 28,098,124 | 54,364,652 |
| | | |
| | 28,042,249 | 54,320,079 |

3

For and on behalf of the Board of Directors of
ECRU BUILDERS PRIVATE LIMITED

Galekhale
Jayant Vasant Nakhale
Director
DIN-08367820

Manish
Manish Aggarwal
Director
DIN-08383049

[Signature]

ECRU BUILDERS PRIVATE LIMITED
STATEMENT OF PROFIT AND LOSS FOR THE YEAR ENDED 31 MARCH 2019
(Amount in Rupees, unless otherwise stated)

| Particulars | Notes | 31 March 2019 | 31 March 2018 |
|--|-------|-----------------|----------------|
| Revenue | | - | - |
| Total Income | | - | - |
| Expenses | | | |
| Finance costs | 11 | 118 | 118 |
| Other expenses | 12 | 11,184 | 9,687 |
| Total Expenses | | 11,302 | 9,805 |
| Loss before tax from continuing operations | | (11,302) | (9,805) |
| Current tax | | - | - |
| Loss for the year from continuing operations | | (11,302) | (9,805) |
| Other comprehensive income | | - | - |
| Total other comprehensive income for the year, net of tax | | - | - |
| Total comprehensive loss for the year, net of tax | | (11,302) | (9,805) |
| Earnings per equity share: | 13 | | |
| Basic (Rs.) | | (1.13) | (0.98) |
| Diluted (Rs.) | | (1.13) | (0.98) |

Summary of significant accounting policies


3

The accompanying notes are an integral part of the financial statements.

As per our report of even date

For Sanjay Rastogi & Associates
Firm registration No : 014056N
Chartered Accountants

CA Sanjay Rastogi
Partner
Membership No. : 075033



For and on behalf of the Board of Directors of
ECRU BUILDERS PRIVATE LIMITED

Jayant Vasant Nakhale
Director
DIN-08367820

Manish Aggarwal
Director
DIN-08383049

Place : New Delhi
Date : 13 May 2019

EDENIC PROPBUILD PRIVATE LIMITED
BALANCE SHEET AS AT 31 MARCH 2019
(Amount in rupees, unless otherwise stated)

| | Notes | As at 31 March 2019 | As at 31 March 2018 |
|--|-------|------------------------|------------------------|
| ASSETS | | | |
| Non-current assets | | | |
| Intangible assets under development | 4 | - | 437,461,146 |
| Financial assets | | | |
| Other financial assets | 5 | - | 35,662,604 |
| Other non-current assets | 6 | - | 471,280,686 |
| | | - | 944,404,436 |
| Current assets | | | |
| Financial assets | | | |
| Cash and cash equivalents | 7 | 21,431 | 39,034 |
| Other financial assets | 8 | 726,505,405 | - |
| Other current assets | 9 | 15,339 | 121,281,202 |
| Total Assets | | 726,542,175 | 1,065,724,672 |
| EQUITY AND LIABILITIES | | | |
| Equity | | | |
| Equity share capital | 10 | 100,000 | 100,000 |
| Other equity | 11 | (1,739,574,681) | (1,520,782,890) |
| Total equity | | (1,739,474,681) | (1,520,682,890) |
| LIABILITIES | | | |
| Current liabilities | | | |
| Financial liabilities | | | |
| Trade payables | 12 | - | - |
| -total outstanding dues of micro and small enterprises | | - | - |
| -total outstanding dues other than micro and small enterprises | | 1,240,602 | 124,705,307 |
| Other current liabilities | 13 | 2,464,776,254 | 2,461,702,255 |
| Total liabilities | | 2,466,016,856 | 2,586,407,562 |
| Total Equity and Liabilities | | 726,542,175 | 1,065,724,672 |

Summary of significant accounting policies

3

The accompanying notes are an integral part of the financial statements.

As per our report of even date

For Rajeev & Ajay
Firm registration No.: 009977N/
Chartered Accountants

Rajeev Sabharwal
Partner
Membership No.: 084833



For and on behalf of the Board of Directors of
EDENIC PROPBUILD PRIVATE LIMITED

Nikhil Srivastava
Director
DIN-08077388

Manish Kumar
Director
DIN-08376582

Place : New Delhi
Date : 13 May 2019

1

EDENIC PROPBUILD PRIVATE LIMITED
STATEMENT OF PROFIT AND LOSS FOR THE YEAR ENDED 31 MARCH 2019
(Amount in rupees, unless otherwise stated)

| Particulars | Notes | 31 March 2019 | 31 March 2018 |
|--|-------|----------------------|----------------------|
| Other income | 14 | 322,246,452 | 10,370,011 |
| Total income (I) | | 322,246,452 | 10,370,011 |
| EXPENSES | | | |
| Finance costs | 15 | 654 | 14,468 |
| Other expenses | 16 | 541,037,589 | 276,944,144 |
| Total Expenses (II) | | 541,038,243 | 276,958,612 |
| (Loss) before tax from continuing operations (I-II) | | (218,791,791) | (266,588,601) |
| Tax expense: | | | |
| Current tax | | - | - |
| (Loss) for the year from continuing operations | | (218,791,791) | (266,588,601) |
| Other comprehensive income | | - | - |
| Total other comprehensive income for the year, net of tax | | - | - |
| Total comprehensive (loss) for the year, net of tax | | (218,791,791) | (266,588,601) |
| Earnings per equity share: | 17 | | |
| (1) Basic | | (21,879.18) | (26,658.86) |
| (2) Diluted | | (21,879.18) | (26,658.86) |

Summary of significant accounting policies

3

The accompanying notes are an integral part of the financial statements.

As per our report of even date

For Rajeev & Ajay
Firm registration No.: 009977N
Chartered Accountants

Rajeev Sabharwal
Partner
Membership No. : 084833



For and on behalf of the Board of Directors of
EDENIC PROPBUILD PRIVATE LIMITED

Nikhil Srivastava
Director
DIN-08077388

Manish Kumar
Director
DIN-08376582

Place : New Delhi
Date : 13 May 2019

EDIT ESTATES PRIVATE LIMITED
BALANCE SHEET AS AT 31 MARCH 2019
(Amount in Rupees, unless otherwise stated)

| | Notes | As at 31 March 2019 | As at 31 March 2018 |
|--|-------|------------------------|------------------------|
| ASSETS | | | |
| Current assets | | | |
| Inventories | 4 | 29,108,720 | 29,108,720 |
| Financial assets | | | |
| Cash and cash equivalents | 5 | 15,062 | 18,580 |
| Total Assets | | 29,123,782 | 29,127,300 |
| EQUITY AND LIABILITIES | | | |
| Equity | | | |
| Equity share capital | 6 | 100,000 | 100,000 |
| Other equity | 7 | (545,981) | (528,032) |
| Total equity | | (445,981) | (428,032) |
| LIABILITIES | | | |
| Current liabilities | | | |
| Financial liabilities | | | |
| Trade payables | 8 | - | - |
| -total outstanding dues of micro and small enterprises | | | |
| -total outstanding dues other than micro and small enterprises | | 5,901 | 5,311 |
| Other current liabilities | 9 | 29,563,862 | 29,550,021 |
| Total liabilities | | 29,569,763 | 29,555,332 |
| Total Equity and Liabilities | | 29,123,782 | 29,127,300 |
| Summary of significant accounting policies | | | |
| | 3 | | |

The accompanying notes are an integral part of the financial statements.

As per our report of even date

For Rajeev & Ajay
Firm registration No : 009977N
Chartered Accountants

Rajeev Sabharwal
Partner
Membership No. : 084833



For and on behalf of the Board of Directors of
EDIT ESTATES PRIVATE LIMITED

Roli Aggarwal
Roli Aggarwal
Director
DIN-08388011

Vijay Garg
Vijay Garg
Director
DIN-08129147

Place : New Delhi
Date : 13 May 2019

(P)

EDIT ESTATES PRIVATE LIMITED
STATEMENT OF PROFIT AND LOSS FOR THE YEAR ENDED 31 MARCH 2019
(Amount in Rupees, unless otherwise stated)

| Particulars | Notes | 43,555 | 43,190 |
|---|-------|----------|---------|
| Revenue | | - | - |
| Total Income (I) | | - | - |
| EXPENSES | | | |
| Finance costs | 10 | 118 | 89 |
| Other expenses | 11 | 17,831 | 9,376 |
| Total Expenses (II) | | 17,949 | 9,465 |
| (Loss) before tax from continuing operations (I-II) | | (17,949) | (9,465) |
| Tax expense | | | |
| Current Tax | | - | - |
| (Loss) for the year from continuing operations | | (17,949) | (9,465) |
| Other comprehensive income | | - | - |
| Total other comprehensive income for the year, net of tax | | - | - |
| Total comprehensive income/(loss) for the year, net of tax | | (17,949) | (9,465) |
| Earnings per equity share (computed on the basis of profit/(loss) for the year): | 12 | | |
| (1) Basic | | (1.79) | (0.95) |
| (2) Diluted | | (1.79) | (0.95) |

Summary of significant accounting policies 3

The accompanying notes are an integral part of the financial statements.

As per our report of even date

For Rajeev & Ajay
Firm registration No : 0099778
Chartered Accountants

Rajeev Sabharwal
Partner
Membership No. : 084833



For and on behalf of the Board of Directors of
EDIT ESTATES PRIVATE LIMITED

Roli Aggarwal
Director
DIN-08388011

Vijay Garg
Director
DIN-08129147

Place : New Delhi
Date : 13 May 2019

EDUCT PROPBUILD PRIVATE LIMITED
BALANCE SHEET AS AT 31 MARCH 2019
(Amount in Rupees, unless otherwise stated)


| | Notes | As at 31 March 2019 | As at 31 March 2018 |
|--|-------|------------------------|------------------------|
| ASSETS | | | |
| Current assets | | | |
| Financial assets | | | |
| Cash and cash equivalents | 4 | 14,420 | 19,938 |
| Total Assets | | 14,420 | 19,938 |
| EQUITY AND LIABILITIES | | | |
| Equity | | | |
| Equity share capital | 5 | 100,000 | 100,000 |
| Other equity | 6 | (7,144,759) | (7,130,024) |
| Total equity | | (7,044,759) | (7,030,024) |
| LIABILITIES | | | |
| Current liabilities | | | |
| Financial liabilities | | | |
| Trade payables | 7 | - | - |
| -total outstanding dues of micro and small enterprises | | 7,131 | 6,541 |
| -total outstanding dues other than micro and small enterprises | 8 | 7,052,048 | 7,043,421 |
| Other Current liabilities | | 7,059,179 | 7,049,962 |
| Total liabilities | | 14,420 | 19,938 |
| Total Equity and Liabilities | | 14,420 | 19,938 |
| Summary of significant accounting policies | 3 | | |

The accompanying notes are an integral part of the financial statements.

As per our report of even date

For Rajeev & Ajay
Firm registration No : 00997713
Chartered Accountants

Rajeev Sabharwal
Partner
Membership No. : 084834



Place : New Delhi
Date : 13 May 2019

For and on behalf of the Board of Directors of
EDUCT PROPBUILD PRIVATE LIMITED


Niranjan Kumar Jha
Director
DIN-08376638


Tarun Chadha
Director
DIN-07109007



EDUCT PROPBUILD PRIVATE LIMITED
STATEMENT OF PROFIT AND LOSS FOR THE YEAR ENDED 31 MARCH 2019
(Amount in Rupees, unless otherwise stated)

| Particulars | Notes | 31 March 2019 | 31 March 2018 |
|--|-------|-----------------|-----------------|
| Revenue | | - | - |
| Total Income (I) | | - | - |
| EXPENSES | | | |
| Finance costs | 9 | 118 | 89 |
| Other expenses | 10 | 14,617 | 25,304 |
| Total Expenses (II) | | 14,735 | 25,393 |
| (Loss) before tax from continuing operations (I-II) | | (14,735) | (25,393) |
| Tax expense: | | | |
| Current Tax | | - | - |
| (Loss) for the year from continuing operations | | (14,735) | (25,393) |
| Other comprehensive income | | - | - |
| Total other comprehensive income for the year, net of tax | | - | - |
| Total comprehensive (loss) for the year, net of tax | | (14,735) | (25,393) |
| Earnings per equity share: | | | |
| (1) Basic | 11 | (1.47) | (2.54) |
| (2) Diluted | | (1.47) | (2.54) |

Summary of significant accounting policies 3

The accompanying notes are an integral part of the financial statements.

As per our report of even date


For Rajeev & Ajay

Firm registration No : 009977N
Chartered Accountants

Rajeev Sabharwal

Partner

Membership No. : 088813



For and on behalf of the Board of Directors of
EDUCT PROPBUILD PRIVATE LIMITED

Niranjan Kumar Jha
Director
DIN-08376638

Tarun Chadha
Director
DIN-07109007

Place : New Delhi

Date : 13 May 2019

Elan Conbuild Private Limited
BALANCE SHEET AS AT 31 MARCH 2019
(Amount in Rupees, unless otherwise stated)

| | Notes | As at 31 March 2019 | As at 31 March 2018 |
|--|-------|------------------------|------------------------|
| ASSETS | | | |
| Current assets | | | |
| Financial assets | | | |
| Cash and cash equivalents | 4 | 20,124 | 17,762 |
| Total Assets | | 20,124 | 17,762 |
| EQUITY AND LIABILITIES | | | |
| Equity | | | |
| Equity share capital | 5 | 100,000 | 100,000 |
| Other equity | 6 | (705,310,201) | (702,220,406) |
| Total equity | | (705,210,201) | (702,120,406) |
| LIABILITIES | | | |
| Current liabilities | | | |
| Financial liabilities | | | |
| Trade payables | 7 | - | - |
| -total outstanding dues of micro and small enterprises | | 2,313,170 | 2,312,580 |
| -total outstanding dues other than micro and small enterprises | | 6,832,385 | 6,832,385 |
| Other financial liabilities | 8 | 696,084,770 | 692,993,203 |
| Other current liabilities | 9 | 705,230,325 | 702,138,168 |
| Total liabilities | | 20,124 | 17,762 |
| Total Equity and Liabilities | | 20,124 | 17,762 |
| Summary of significant accounting policies | 3 | | |

The accompanying notes are an integral part of the financial statements.

As per our report of even date

For Rajeev & Ajay
Firm registration No : 009977
Chartered Accountants

Rajeev Sabharwal
Partner
Membership No. : 084833

Place : New Delhi
Date : 13 May 2019

For and on behalf of the Board of Directors of
Elan Conbuild Private Limited

Manish Kumar
Manish Kumar
Director
DIN-08376582

Dhiraj Kumar Singh
Dhiraj Kumar Singh
Director
DIN-08375395

②

Elan Conbuild Private Limited
STATEMENT OF PROFIT AND LOSS FOR THE YEAR ENDED 31 MARCH 2019
(Amount in Rupees, unless otherwise stated)

| Particulars | Notes | 31 March 2019 | 31 March 2018 |
|--|-------|--------------------|-----------------|
| Revenue | | - | - |
| Total Income (I) | | - | - |
| EXPENSES | | | |
| Finance costs | 10 | - | 89 |
| Other expenses | 11 | 3,089,795 | 13,032 |
| Total Expenses | | 3,089,795 | 13,121 |
| (Loss) before tax from continuing operations | | (3,089,795) | (13,121) |
| Tax expense: | | | |
| Current tax | | - | - |
| (Loss) for the year from continuing operations | | (3,089,795) | (13,121) |
| Other comprehensive income | | - | - |
| Total other comprehensive income for the year, net of tax | | - | - |
| Total comprehensive income/(loss) for the year, net of tax | | (3,089,795) | (13,121) |
| Earnings per equity share (computed on the basis of profit/(loss) for the year): | 12 | | |
| (1) Basic | | (308.98) | (1.31) |
| (2) Diluted | | (308.98) | (1.31) |

Summary of significant accounting policies


3

The accompanying notes are an integral part of the financial statements.

As per our report of even date

For **Rajeev & Ajay**
Firm registration No : 009977N
Chartered Accountants

Rajeev Sabharwal
Partner
Membership No. : 084823



For and on behalf of the Board of Directors of
Elan Conbuild Private Limited

Manish Kumar
Manish Kumar
Director
DIN-08376582

Dhiraj Kumar Singh
Dhiraj Kumar Singh
Director
DIN-08375395

Place : New Delhi
Date : 13 May 2019

ELEGANT PROPBUILD PRIVATE LIMITED
BALANCE SHEET AS AT 31 MARCH 2019
(Amount in Rupees, unless otherwise stated)

| | Notes | 31 March 2019 | 31 March 2018 |
|--|-------|-------------------|-------------------|
| ASSETS | | | |
| Current assets | | | |
| Inventories | 4 | 31,003,868 | 31,003,868 |
| Financial assets | | | |
| Cash and cash equivalents | 5 | 14,901 | 18,419 |
| Total assets | | 31,018,769 | 31,022,287 |
| EQUITY AND LIABILITIES | | | |
| Equity | | | |
| Equity share capital | 6 | 200,000 | 200,000 |
| Other equity | 7 | 30,746,184 | 30,761,747 |
| Total equity | | 30,946,184 | 30,961,747 |
| LIABILITIES | | | |
| Current liabilities | | | |
| Financial liabilities | | | |
| Trade payables | 8 | - | - |
| -total outstanding dues of micro and small enterprises | | 5,901 | 5,310 |
| -total outstanding dues other than micro and small enterprises | | 66,684 | 55,230 |
| Other current liabilities | 9 | 72,585 | 60,540 |
| Total liabilities | | 31,018,769 | 31,022,287 |
| Total equity and liabilities | | 31,018,769 | 31,022,287 |
| Summary of significant accounting policies | 3 | | |

The accompanying notes are an integral part of the financial statements.

As per our report of even date

For Sanjay Rastogi & Associates
Firm registration No : 014056N
Chartered Accountants

CA Sanjay Rastogi
Proprietor
Membership No. : 075033

Place : New Delhi
Date : 13 May 2019



For and on behalf of the Board of Directors of
ELEGANT PROPBUILD PRIVATE LIMITED

Roli Aggarwal
Roli Aggarwal
Director
DIN - 08388011

Vijay Garg
Vijay Garg
Director
DIN - 08129147

ELEGANT PROPBUILD PRIVATE LIMITED
STATEMENT OF PROFIT AND LOSS FOR THE YEAR ENDED 31 MARCH 2019
(Amount in Rupees, unless otherwise stated)


| Particulars | Notes | 31 March 2019 | 31 March 2018 |
|--|-------|-----------------|----------------|
| Revenue | | - | - |
| Total Income | | - | - |
| EXPENSES | | | |
| Finance costs | 10 | 118 | 89 |
| Other expenses | 11 | 15,445 | 8,545 |
| Total Expenses | | 15,563 | 8,634 |
| Loss before tax from continuing operations | | (15,563) | (8,634) |
| Tax expense: | | | |
| Current tax | | - | - |
| Loss for the year from continuing operations | | (15,563) | (8,634) |
| Other comprehensive income | | - | - |
| Total other comprehensive income for the year, net of tax | | - | - |
| Total comprehensive loss for the year, net of tax | | (15,563) | (8,634) |
| Earnings per equity share: | 12 | | |
| Basic (Rs.) | | (1) | (0) |
| Diluted (Rs.) | | (1) | (0) |

Summary of significant accounting policies

The accompanying notes are an integral part of the financial statements.

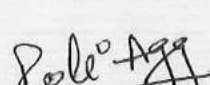
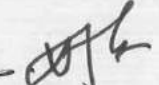
As per our report of even date

For Sanjay Rastogi & Associates
Firm registration No : 014056N
Chartered Accountants


CA Sanjay Rastogi
Proprietor
Membership No. : 075033



For and on behalf of the Board of Directors of
ELEGANT PROPBUILD PRIVATE LIMITED

 
Roli Aggarwal **Vijay Garg**
Director Director
DIN - 08388011 DIN - 08129147

Place : New Delhi
Date : 13 May 2019

Elite Conbuild Private Limited
BALANCE SHEET AS AT 31 MARCH 2019
(Amount in Rupees, unless otherwise stated)

| | Notes | As at 31 March 2019 | As at 31 March 2018 |
|--|-------|---------------------------|---------------------------|
| ASSETS | | | |
| Non-current assets | | | |
| Capital work-in-progress | 4 | 701,000,001 | 701,000,001 |
| | | <u>701,000,001</u> | <u>701,000,001</u> |
| Current assets | | | |
| Financial assets | | | |
| Cash and cash equivalents | 5 | 16,309 | 20,995 |
| Other financial assets | 6 | 6,326,957 | 6,326,957 |
| Other current assets | 7 | 16,758,286 | 12,100,000 |
| | | <u>23,101,552</u> | <u>18,447,952</u> |
| Total Assets | | <u>724,101,553</u> | <u>719,447,953</u> |
| EQUITY AND LIABILITIES | | | |
| Equity | | | |
| Equity share capital | 8 | 100,000 | 100,000 |
| Other equity | 9 | (420,248,069) | (420,233,245) |
| Total equity | | <u>(420,148,069)</u> | <u>(420,133,245)</u> |
| LIABILITIES | | | |
| Current liabilities | | | |
| Financial liabilities | | | |
| Trade payables | 10 | - | - |
| -total outstanding dues of micro and small enterprises | | 219,938 | 219,348 |
| -total outstanding dues other than micro and small enterprises | | 20,773,080 | 20,773,080 |
| Other financial liabilities | 11 | 1,123,256,604 | 1,118,588,770 |
| Other current liabilities | 12 | <u>1,144,249,622</u> | <u>1,139,581,198</u> |
| Total liabilities | | <u>724,101,553</u> | <u>719,447,953</u> |

Summary of significant accounting policies

3

The accompanying notes are an integral part of the financial statements.

As per our report of even date

For Rajeev & Ajay
Firm registration No. : 009977N
Chartered Accountants

Rajeev Sabharwal
Partner
Membership No. : 084833



For and on behalf of the Board of Directors of
Elite Conbuild Private Limited

Roli Aggarwal
Roli Aggarwal
Director
DIN-08388011

Amtesh Mishra
Amtesh Mishra
Director
DIN-06549028

Place : New Delhi
Date : 13 May 2019

(B)

Elite Conbuild Private Limited
STATEMENT OF PROFIT AND LOSS FOR THE YEAR ENDED 31 MARCH 2019
(Amount in Rupees, unless otherwise stated)

| Particulars | Notes | 31 March 2019 | 31 March 2018 |
|---|-------|-----------------|----------------|
| Other Income | | - | - |
| Total Income (I) | | - | - |
| EXPENSES | | | |
| Finance costs | 13 | - | 779 |
| Other expenses | 14 | 14,824 | 9,065 |
| Total Expenses (II) | | 14,824 | 9,844 |
| (Loss) before tax from continuing operations (I-II) | | (14,824) | (9,844) |
| Tax expense: | | | |
| Current Tax | | - | - |
| (Loss) for the year from continuing operations | | (14,824) | (9,844) |
| Other comprehensive income | | - | - |
| Total other comprehensive income for the year, net of tax | | - | - |
| Total comprehensive income/(loss) for the year, net of tax | | (14,824) | (9,844) |
| Earnings per equity share: | 15 | | |
| (1) Basic | | (1.48) | (0.98) |
| (2) Diluted | | (1.48) | (0.98) |


Summary of significant accounting policies 3

The accompanying notes are an integral part of the financial statements.

As per our report of even date

For Rajeev & Ajay
Firm registration No : 009977N
Chartered Accountants

Rajeev Sabharwal
Partner
Membership No. : 084833



For and on behalf of the Board of Directors of
Elite Conbuild Private Limited

Rohit Aggarwal
Rohit Aggarwal
Director
DIN-08388011

Amitesh Mishra
Amitesh Mishra
Director
DIN-06549028

Place : New Delhi
Date : 13 May 2019

Emaar India Community Management Private Limited
(Formerly known as Emaar MGF Services Private Limited)

Balance sheet as at 31 March 2019

(Amount in Rupees, unless otherwise stated)

| | Note | 31 March 2019 | 31 March 2018 (Restated) | 01 April 2017 (Restated) |
|--|------|--------------------|-----------------------------|-----------------------------|
| ASSETS | | | | |
| Non-current assets | | | | |
| Property, plant and equipment | 4 | 2,147,317 | 298,454 | 82,575 |
| Intangible assets | 5 | 2,270,477 | - | 273,000 |
| Deferred tax assets (net) | | - | - | 180,500 |
| | | <u>4,417,794</u> | <u>298,454</u> | <u>536,075</u> |
| Current assets | | | | |
| Financial assets | | | | |
| Investments | 6 | 141,652,434 | 80,261,569 | 35,596,576 |
| Trade receivables | 7 | 418,216,634 | 365,115,543 | 135,489,520 |
| Cash and cash equivalents | 8 | 61,178,434 | 46,285,042 | 6,631,919 |
| Other bank balances | 8 | - | 34,000,000 | 51,700,000 |
| Other financial assets | 9 | - | 1,358,097 | 219,493 |
| Other current assets | 10 | 22,086,149 | 10,704,735 | 5,056,702 |
| | | <u>643,133,651</u> | <u>537,724,986</u> | <u>234,694,210</u> |
| | | <u>647,551,445</u> | <u>538,023,440</u> | <u>235,230,285</u> |
| EQUITY AND LIABILITIES | | | | |
| EQUITY | | | | |
| Equity share capital | 11 | 100,000 | 100,000 | 100,000 |
| Other equity | | <u>44,845,066</u> | <u>26,643,271</u> | <u>11,919,728</u> |
| | | <u>44,945,066</u> | <u>26,743,271</u> | <u>12,019,728</u> |
| LIABILITIES | | | | |
| Non-current liabilities | | | | |
| Financial liabilities | | | | |
| Other financial liabilities | 14 | 200,000 | 200,000 | 200,000 |
| Deferred tax liabilities (net) | | 115,027 | - | - |
| Provisions | 16 | <u>2,975,243</u> | <u>1,103,836</u> | <u>1,120,711</u> |
| | | <u>3,290,270</u> | <u>1,303,836</u> | <u>1,320,711</u> |
| Current liabilities | | | | |
| Financial liabilities | | | | |
| Borrowings | 12 | - | - | 160,885 |
| Trade payables | 13 | - | - | - |
| -total outstanding dues of micro and small enterprises | | 3,737,325 | - | - |
| -total outstanding dues other than micro and small enterprises | | 125,905,686 | 59,941,928 | 47,885,034 |
| Other financial liabilities | 14 | 84,514,276 | 84,810,527 | 81,624,512 |
| Current tax liabilities (net) | 15 | 953,010 | 3,637,205 | 1,262,193 |
| Other current liabilities | 17 | 384,159,015 | 361,558,073 | 90,930,861 |
| Provisions | 16 | <u>46,797</u> | <u>28,600</u> | <u>26,361</u> |
| | | <u>599,316,109</u> | <u>509,976,333</u> | <u>221,889,846</u> |
| | | <u>647,551,445</u> | <u>538,023,440</u> | <u>235,230,285</u> |

Summary of significant accounting policies

3

The accompanying notes are an integral part of the Financial Statements

This is the Balance Sheet referred to in our report of even date.

For Walker Chandio & Co LLP
Chartered Accountants
Firm's Registration No.: 001076N/N500013

Neeraj Sharma
Partner
Membership No. 502013



Place : Gurugram
Date : 13 May 2019

For and on behalf of the Board of Directors of
Emaar India Community Management Private Limited

Vivek Singh
Director
DIN-03466774

Tarun Chadha
Director
DIN-07109007

Emaar India Community Management Private Limited
(Formerly known as Emaar MGF Services Private Limited)

Statement of Profit and Loss for the year ended 31 March 2019
(Amount in Rupees, unless otherwise stated)

| | Note | 31 March 2019 | 31 March 2018 (Restated) |
|---|------|--------------------|-----------------------------|
| Income | | | |
| Revenue from operations | 18 | 335,821,615 | 165,978,935 |
| Other income | 19 | 16,383,025 | 10,472,979 |
| | | <u>352,204,640</u> | <u>176,451,914</u> |
| Expenses | | | |
| Cost of revenue | 20 | 281,391,782 | 135,766,668 |
| Employee benefits expense | 21 | 37,850,263 | 19,256,338 |
| Depreciation and amortization expense | 22 | 1,314,362 | 62,181 |
| Finance costs | 23 | 352,885 | 308,090 |
| Other expenses | 24 | 4,664,545 | 1,078,857 |
| | | <u>325,573,837</u> | <u>156,472,133</u> |
| Profit before tax | | <u>26,630,803</u> | <u>19,979,781</u> |
| Tax expense | | | |
| Current tax | | 7,163,060 | 5,197,856 |
| Deferred tax | | 115,027 | 180,500 |
| Total tax expense | | <u>7,278,087</u> | <u>5,378,356</u> |
| Profit for the year | | <u>19,352,716</u> | <u>14,601,425</u> |
| Other comprehensive income | | | |
| Items that will be reclassified to profit or loss in subsequent years | | | |
| Re-measurement (gain) / loss on defined benefit plans | | 1,594,515 | (179,482) |
| Income tax effect | | (443,594) | 57,364 |
| Total other comprehensive income for the year, net of tax | | <u>1,150,921</u> | <u>(122,118)</u> |
| Total comprehensive income for the year, net of tax | | <u>18,201,795</u> | <u>14,723,543</u> |
| Earnings per equity share | 25 | | |
| Basic (Rs.) | | 1,935.27 | 1,460.14 |
| Diluted (Rs.) | | 1,935.27 | 1,460.14 |

Summary of significant accounting policies

3


The accompanying notes are an integral part of the Financial Statements

This is the statement of profit and loss referred to in our report of even date.

For Walker Chandiook & Co LLP

Chartered Accountants

Firm's Registration No.: 001076N/N500013


Neeraj Sharma
Partner
Membership No. 502013



Place : Gurugram
Date : 13 May 2019

For and on behalf of the Board of Directors of

Emaar India Community Management Private Limited


Vivek Singh
Director
DIN-03466774


Tarun Chadha
Director
DIN-07109007

EMAAR MGF CONSTRUCTION PRIVATE LIMITED
Balance Sheet as at 31 March 2019
(Amount in Rupees, unless otherwise stated)


| | Note | 31 March 2019 | 31 March 2018 |
|--|------|----------------------|----------------------|
| ASSETS | | | |
| Non-current assets | | | |
| Property, plant and equipment | 4 | - | 10,058 |
| Financial assets | | | |
| Loans | 5 | 2,700,000 | 2,701,000 |
| Non-current tax assets (net) | 6 | 462,328,234 | 462,328,234 |
| Other non-current assets | 7 | 1,931,390,100 | 1,920,719,247 |
| | | <u>2,396,418,334</u> | <u>2,385,758,539</u> |
| Current assets | | | |
| Inventories | 8 | 521,255,447 | 587,324,844 |
| Financial assets | | | |
| Trade receivables | 9 | 386,047 | 1,169,616 |
| Cash and cash equivalents | 10 | 12,351,259 | 12,127,364 |
| Other financial assets | 11 | 2,140,782 | 3,224,373 |
| Other current assets | 7 | 5,248,678 | 5,744,090 |
| | | <u>541,382,213</u> | <u>609,590,287</u> |
| | | <u>2,937,800,547</u> | <u>2,995,348,826</u> |
| EQUITY AND LIABILITIES | | | |
| Equity | | | |
| Equity share capital | 12 | 54,853,390 | 54,853,390 |
| Other equity | | 178,570,229 | 167,932,503 |
| | | <u>233,423,619</u> | <u>222,785,893</u> |
| LIABILITIES | | | |
| Non-current liabilities | | | |
| Provisions | 13 | - | 1,620,817 |
| Current liabilities | | | |
| Financial liabilities | | | |
| Trade payables | 14 | - | - |
| -total outstanding dues of micro and small enterprises | | - | - |
| -total outstanding dues other than micro and small enterprises | | 309,999,744 | 317,380,211 |
| Other financial liabilities | 15 | 2,345,151,949 | 2,306,728,568 |
| Other liabilities | 16 | 49,225,235 | 146,794,189 |
| Provisions | 13 | - | 39,148 |
| | | <u>2,704,376,928</u> | <u>2,772,562,933</u> |
| | | <u>2,937,800,547</u> | <u>2,995,348,826</u> |

Summary of significant accounting policies 3

The accompanying notes are an integral part of the financial statements

This is the Balance Sheet referred to in our report of even date

For Walker Chandio & Co LLP
Chartered Accountants
Firm's Registration No.: 001076N/N500013



Neeraj Sharma
Partner
Membership No.: 502103



Place: Gurugram
Date : 13 May 2019

For and on behalf of the Board of Directors


Manish Kumar
Director
DIN-08376570


P. K. Saini
Pravesh Kumar
Director
DIN-08376738


Akshat Maheshwari
Company Secretary



EMAAR MGF CONSTRUCTION PRIVATE LIMITED
Statement of Profit and Loss for the year ended 31 March 2019
(Amount in Rupees, unless otherwise stated)

| | Note | 31 March 2019 | 31 March 2018 |
|---|------|-------------------|--------------------|
| Income | | | |
| Revenue from operations | 17 | 2,247,381 | 11,917,056 |
| Other income | 18 | 20,052,352 | 31,418,628 |
| | | <u>22,299,733</u> | <u>43,335,684</u> |
| Expenses | | | |
| Cost of land, plots, development rights and constructed properties | 19 | - | 288,539 |
| Employee benefits expense | 20 | - | 6,517,461 |
| Depreciation expense | 21 | 10,058 | 68,765 |
| Finance costs | 22 | 1,372 | 4,037 |
| Other expenses | 23 | 14,259,285 | 38,372,190 |
| | | <u>14,270,715</u> | <u>45,250,992</u> |
| Profit/ (loss) before tax | | 8,029,018 | (1,915,308) |
| Tax expense | | - | - |
| Profit/ (loss) for the year | | 8,029,018 | (1,915,308) |
| Other comprehensive income | | | |
| Items that will not be reclassified to statement of profit or loss | | | |
| Re-measurement gains on defined benefit plan | | - | 460,909 |
| Other comprehensive income for the year | | - | 460,909 |
| Total comprehensive income for the year | | 8,029,018 | (1,454,399) |
| Earnings per share : | 24 | | |
| Basic (Rs.) | | 1.46 | (0.35) |
| Diluted (Rs.) | | 1.46 | (0.35) |

Summary of significant accounting policies

3

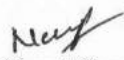
The accompanying notes are an integral part of the financial statements

This is the Statement of Profit and Loss referred to in our report of even date

For Walker Chandiok & Co LLP

Chartered Accountants

Firm's Registration No.: 001076N/N500013


Neeraj Sharma
 Partner
 Membership No.: 502103



For and on behalf of the Board of Directors


Manish Kumar
 Director
 DIN-08376570


P.K. Saini
 Director
 DIN-08376738

Place: Gurugram
 Date : 13 May 2019


Akshat Maheshwari
 Company Secretary

EMINENCE CONBUILD PRIVATE LIMITED
BALANCE SHEET AS AT 31 MARCH 2019
(Amount in Rupees, unless otherwise stated)

| | Notes | As at 31 March 2019 | As at 31 March 2018 |
|--|-------|------------------------|------------------------|
| ASSETS | | | |
| Current assets | | | |
| Financial assets | | | |
| Cash and cash equivalents | 4 | 15,153 | 18,671 |
| Total Assets | | 15,153 | 18,671 |
| EQUITY AND LIABILITIES | | | |
| Equity | | | |
| Equity share capital | 5 | 100,000 | 100,000 |
| Other equity | 6 | (146,579) | (136,733) |
| Total equity | | (46,579) | (36,733) |
| LIABILITIES | | | |
| Current liabilities | | | |
| Financial liabilities | | | |
| Trade payables | 7 | - | - |
| -total outstanding dues of micro and small enterprises | | - | - |
| -total outstanding dues other than micro and small enterprises | | 5,900 | 5,310 |
| Other current liabilities | 8 | 55,832 | 50,094 |
| Total liabilities | | 61,732 | 55,404 |
| Total Equity and Liabilities | | 15,153 | 18,671 |

Summary of significant accounting policies

3

The accompanying notes are an integral part of the financial statements.

As per our report of even date

For Rajeev & Ajay
Firm registration No : 009977N
Chartered Accountants

Rajeev Sabharwal
Partner
Membership No. : 084833



For and on behalf of the Board of Directors of
EMINENCE CONBUILD PRIVATE LIMITED

Dhiraj Kumar Singh
Director
DIN-08375395

Manish Kumar
Director
DIN-08376582

Place : New Delhi
Date : 13 May 2019

(8)

EMINENCE CONBUILD PRIVATE LIMITED
STATEMENT OF PROFIT AND LOSS FOR THE YEAR ENDED 31 MARCH 2019
(Amount in Rupees, unless otherwise stated)

| Particulars | Notes | 31 March 2019 | 31 March 2018 |
|---|-------|----------------|----------------|
| Revenue | | - | - |
| Total Income (I) | | - | - |
| EXPENSES | | | |
| Finance costs | 9 | 118 | 89 |
| Other expenses | 10 | 9,728 | 6,985 |
| Total Expenses (II) | | 9,846 | 7,074 |
| (Loss) before tax from continuing operations (I-II) | | (9,846) | (7,074) |
| Tax expense | | - | - |
| Current tax | | - | - |
| (Loss) for the year from continuing operations | | (9,846) | (7,074) |
| Other comprehensive income | | - | - |
| Total other comprehensive income for the year, net of tax | | - | - |
| Total comprehensive income/(loss) for the year, net of tax | | (9,846) | (7,074) |
| Earnings per equity share: | 11 | | |
| (1) Basic | | (0.98) | (0.71) |
| (2) Diluted | | (0.98) | (0.71) |

Summary of significant accounting policies


3

The accompanying notes are an integral part of the financial statements.

As per our report of even date

For Rajeev & Ajay
Firm registration No : 009977N
Chartered Accountants

Rajeev Sabharwal
Partner
Membership No. : 084833



Place : New Delhi
Date : 13 May 2019

For and on behalf of the Board of Directors of
EMINENCE CONBUILD PRIVATE LIMITED

Dhiraj
Dhiraj Kumar Singh
Director
DIN-08375395

Manish Kumar
Manish Kumar
Director
DIN-08376582

ENAMEL PROPBUILD PRIVATE LIMITED
BALANCE SHEET AS AT 31 MARCH 2019
(Amount in Rupees, unless otherwise stated)


| | Notes | As at 31 March 2019 | As at 31 March 2018 |
|--|-------|------------------------|------------------------|
| ASSETS | | | |
| Non-current assets | | | |
| Financial assets | | | |
| Investments | 4 | - | - |
| Current assets | | | |
| Financial assets | | | |
| Cash and cash equivalents | 5 | 13,921 | 459 |
| Total Assets | | 13,921 | 459 |
| EQUITY AND LIABILITIES | | | |
| Equity | | | |
| Equity share capital | 6 | 100,000 | 100,000 |
| Other equity | 7 | (25,171,264) | (25,161,333) |
| Total equity | | (25,071,264) | (25,061,333) |
| LIABILITIES | | | |
| Current liabilities | | | |
| Financial liabilities | | | |
| Trade payables | 8 | - | - |
| -total outstanding dues of micro and small enterprises | | - | - |
| -total outstanding dues other than micro and small enterprises | | 5,900 | 5,310 |
| Other current liabilities | 9 | 25,079,285 | 25,056,482 |
| Total liabilities | | 25,085,185 | 25,061,792 |
| Total Equity and Liabilities | | 13,921 | 459 |
| Summary of significant accounting policies | 3 | | |

The accompanying notes are an integral part of the financial statements.

As per our report of even date

For Rajeev & Ajay
Firm registration No : 00997721
Chartered Accountants

Rajeev Sabharwal
Partner
Membership No. : 084833



For and on behalf of the Board of Directors of
ENAMEL PROPBUILD PRIVATE LIMITED

Niranjan Kumar Jha
Director
DIN-08376638

Deepak Jain
Director
DIN-08129166

Place : New Delhi
Date : 13 May 2019

(8)

ENAMEL PROPBUILD PRIVATE LIMITED
STATEMENT OF PROFIT AND LOSS FOR THE YEAR ENDED 31 MARCH 2019
(Amount in Rupees, unless otherwise stated)

| Particulars | Notes | 31 March 2019 | 31 March 2018 |
|---|-------|----------------|-----------------|
| Other income | 10 | - | 5,725 |
| Total Income (I) | | - | 5,725 |
| EXPENSES | | | |
| Finance costs | 11 | 826 | 89 |
| Other expenses | 12 | 9,105 | 25,615 |
| Total Expenses(II) | | 9,931 | 25,704 |
| (Loss) before tax from continuing operations(I-II) | | (9,931) | (19,979) |
| Tax expense: | | | |
| Current tax | | - | - |
| (Loss) for the year from continuing operations | | (9,931) | (19,979) |
| Other comprehensive income | | - | - |
| Total other comprehensive income for the year, net of tax | | - | - |
| Total comprehensive income/(loss) for the year, net of tax | | (9,931) | (19,979) |
| Earnings per equity share: | 13 | | |
| (1) Basic | | (0.99) | (2.00) |
| (2) Diluted | | (0.99) | (2.00) |

Summary of significant accounting policies 3

The accompanying notes are an integral part of the financial statements.

As per our report of even date

For Rajeev & Ajay
Firm registration No. 009977N
Chartered Accountants

Rajeev Sabharwal
Partner
Membership No. : 084833



For and on behalf of the Board of Directors of
ENAMEL PROPBUILD PRIVATE LIMITED

Nirfanjan Kumar Jha
Director
DIN-08376638

Deepak Jain
Director
DIN-08129166

Place : New Delhi
Date : 13 May 2019

ENIGMA PROPERTIES PRIVATE LIMITED
BALANCE SHEET AS AT 31 MARCH 2019
(Amount in rupees, unless otherwise stated)

| | Notes | As at 31 March 2019 | As at 31 March 2018 |
|--|-------|------------------------|------------------------|
| ASSETS | | | |
| Current assets | | | |
| Inventories | 4 | 222,272,629 | 277,322,918 |
| Financial assets | | | |
| Cash and cash equivalents | 5 | 14,900 | 18,418 |
| Total Assets | | 222,287,529 | 277,341,336 |
| EQUITY AND LIABILITIES | | | |
| Equity | | | |
| Equity share capital | 6 | 100,000 | 100,000 |
| Other equity | 7 | (496,879) | (489,105) |
| Total equity | | (396,879) | (389,105) |
| LIABILITIES | | | |
| Current liabilities | | | |
| Financial liabilities | | | |
| Trade payables | 8 | - | - |
| -total outstanding dues of micro and small enterprises | | 5,901 | 5,311 |
| -total outstanding dues other than micro and small enterprises | 9 | 222,678,507 | 277,725,130 |
| Other current liabilities | | 222,684,408 | 277,730,441 |
| Total liabilities | | 222,287,529 | 277,341,336 |
| Total Equity and Liabilities | | 222,287,529 | 277,341,336 |

Summary of significant accounting policies

3

The accompanying notes are an integral part of the financial statements.

As per our report of even date

For **Rajeev & Ajay**
Firm registration No : 0099776
Chartered Accountants

Rajeev Sahbharwal
Partner
Membership No. : 084833

Place : New Delhi
Date : 13 May 2019

For and on behalf of the Board of Directors of
ENIGMA PROPERTIES PRIVATE LIMITED

Rangaswamy Harirajan
Director
DIN-06785533

Amitava Chattopadhyay
Director
DIN-07150600

ENIGMA PROPERTIES PRIVATE LIMITED
STATEMENT OF PROFIT AND LOSS FOR THE YEAR ENDED 31 MARCH 2019
(Amount in rupees, unless otherwise stated)

| Particulars | Notes | 31 March 2019 | 31 March 2018 |
|---|-------|----------------|----------------|
| Revenue | | - | - |
| Total Income (I) | | - | - |
| EXPENSES | | | |
| Finance costs | 10 | 118 | 89 |
| Other expenses | 11 | 7,656 | 6,985 |
| Total expenses | | 7,774 | 7,074 |
| (Loss) before tax from continuing operations | | (7,774) | (7,074) |
| Tax expense | | | |
| Current tax | | - | - |
| (Loss) for the year from continuing operations | | (7,774) | (7,074) |
| Other comprehensive income | | - | - |
| Total other comprehensive income for the year, net of tax | | - | - |
| Total comprehensive income/(loss) for the year, net of tax | | (7,774) | (7,074) |
| Earnings per equity share: | 12 | | |
| (1) Basic | | (0.78) | (0.71) |
| (2) Diluted | | (0.78) | (0.71) |

Summary of significant accounting policies

3

The accompanying notes are an integral part of the financial statements.

As per our report of even date

For Rajeev & Ajay
Firm registration No : 009977N
Chartered Accountants

Rajeev Sabharwal
Partner
Membership No. : 084833



For and on behalf of the Board of Directors of
ENIGMA PROPERTIES PRIVATE LIMITED

Rangaswamy Harirajan
Director
DIN-06785533

Amitava Chattopadhyay
Director
DIN-07150600

Place : New Delhi
Date : 13 May 2019

EPITOME PROPBUILD PRIVATE LIMITED
BALANCE SHEET AS AT 31 MARCH 2019
(Amount in Rupees, unless otherwise stated)

| | Notes | As at 31 March 2019 | As at 31 March 2018 |
|--|-------|------------------------|------------------------|
| ASSETS | | | |
| Current assets | | | |
| Financial assets | | | |
| Cash and cash equivalents | 4 | - | 858 |
| Other financial assets | 5 | 3,373,377 | 45,459,600 |
| Other current assets | 6 | - | - |
| Total Assets | | 3,373,377 | 45,460,458 |
| EQUITY AND LIABILITIES | | | |
| Equity | | | |
| Equity share capital | 7 | 100,000 | 100,000 |
| Other equity | 8 | 3,226,624 | 4,293,059 |
| Total equity | | 3,326,624 | 4,393,059 |
| LIABILITIES | | | |
| Current liabilities | | | |
| Financial liabilities | | | |
| Trade payables | 9 | - | - |
| -total outstanding dues of micro and small enterprises | | - | - |
| -total outstanding dues other than micro and small enterprises | | 5,893 | 5,303 |
| Other financial liabilities | 10 | 40,860 | - |
| Other current liabilities | 11 | - | 41,062,096 |
| Total liabilities | | 46,753 | 41,067,399 |
| Total Equity and Liabilities | | 3,373,377 | 45,460,458 |

Summary of significant accounting policies


3

The accompanying notes are an integral part of the financial statements.

As per our report of even date

For Rajeev & Ajay
Firm registration No : 009977N
Chartered Accountants

Rajeev Sabharwal
Partner
Membership No. : 084833



For and on behalf of the Board of Directors of
EPITOME PROPBUILD PRIVATE LIMITED

Akshat
Akshat Maheshwari
Director
DIN-07504909

Seema
Seema Shekher
Director
DIN-08376730

Place : New Delhi
Date : 13 May 2019

(Signature)

EPITOME PROPBUILD PRIVATE LIMITED
STATEMENT OF PROFIT AND LOSS FOR THE YEAR ENDED 31 MARCH 2019
(Amount in Rupees, unless otherwise stated)

| Particulars | Notes | 31 March 2019 | 31 March 2018 |
|---|-------|--------------------|------------------|
| Revenue | | - | - |
| Other income | 12 | 400 | - |
| Total Income (I) | | 400 | - |
| EXPENSES | | | |
| Finance costs | 13 | 47 | 89 |
| Other expenses | 14 | 1,066,788 | 169,554 |
| Total Expenses | | 1,066,835 | 169,643 |
| (Loss) before tax from continuing operations | | (1,066,435) | (169,643) |
| Tax expense: | | | |
| Current tax (pertaining to previous year) | | - | 213,663 |
| (Loss) for the year from continuing operations | | (1,066,435) | (383,306) |
| Other comprehensive income | | - | - |
| Total other comprehensive income for the year, net of tax | | - | - |
| Total comprehensive income/(loss) for the year, net of tax | | (1,066,435) | (383,306) |
| Earnings per equity share: | 15 | | |
| (1) Basic | | (106.64) | (38.33) |
| (2) Diluted | | (106.64) | (38.33) |

Summary of significant accounting policies


3

The accompanying notes are an integral part of the financial statements.

As per our report of even date

For Rajeev & Ajay
Firm registration No.: 009977N
Chartered Accountants

Rajeev Sabharwal
Partner
Membership No.: 084833



For and on behalf of the Board of Directors of
EPITOME PROPBUILD PRIVATE LIMITED

Akshat
Akshat Maheshwari
Director
DIN-07504909

Seema
Seema Shekher
Director
DIN-08376730

Place : New Delhi
Date : 13 May 2019

ETERNAL BUILDTECH PRIVATE LIMITED
BALANCE SHEET AS AT 31 MARCH 2019
(Amount in rupees, unless otherwise stated)

| | Notes | As at 31 March 2019 | As at 31 March 2018 |
|--|-------|------------------------|------------------------|
| ASSETS | | | |
| Current assets | | | |
| Inventories | 4 | 189,377,780 | 189,377,780 |
| Financial assets | | | |
| Cash and cash equivalents | 5 | 14,699 | 18,217 |
| Other current assets | 6 | - | - |
| Total Assets | | 189,392,479 | 189,395,997 |
| EQUITY AND LIABILITIES | | | |
| Equity | | | |
| Equity share capital | 7 | 100,000 | 100,000 |
| Other equity | 8 | (2,047,864) | (2,040,510) |
| Total equity | | (1,947,864) | (1,940,510) |
| LIABILITIES | | | |
| Current liabilities | | | |
| Financial liabilities | | | |
| Trade payables | 9 | - | - |
| -total outstanding dues of micro and small enterprises | | 5,901 | 5,311 |
| -total outstanding dues other than micro and small enterprises | 10 | 191,334,442 | 191,331,196 |
| Other current liabilities | | 191,340,343 | 191,336,507 |
| Total liabilities | | 189,392,479 | 189,395,997 |
| Total Equity and Liabilities | | | |
| Summary of significant accounting policies | 3 | | |

The accompanying notes are an integral part of the financial statements.

As per our report of even date

For Rajeev & Ajay
Firm registration No : 0099778
Chartered Accountants

Rajeev Sabharwal
Partner
Membership No. : 084833



Place : New Delhi
Date : 13 May 2019

For and on behalf of the Board of Directors of
ETERNAL BUILDTECH PRIVATE LIMITED

Rangaswamy Harirajan
Director
DIN-06785533

Amitava Chattopadhyay
Director
DIN-07150600

8

ETERNAL BUILDTECH PRIVATE LIMITED
STATEMENT OF PROFIT AND LOSS FOR THE YEAR ENDED 31 MARCH 2019
(Amount in rupees, unless otherwise stated)

| Particulars | Notes | 31 March 2019 | 31 March 2018 |
|---|-------|----------------|----------------|
| Other income | | - | - |
| Total Income (I) | | - | - |
| EXPENSES | | | |
| Finance costs | 11 | 118 | 89 |
| Other expenses | 12 | 7,236 | 8,025 |
| Total Expenses (II) | | 7,354 | 8,114 |
| (Loss) before tax from continuing operations (I-II) | | (7,354) | (8,114) |
| Tax expense | | | |
| Current tax | | - | - |
| (Loss) for the year from continuing operations | | (7,354) | (8,114) |
| Other comprehensive income | | - | - |
| Total other comprehensive income for the year, net of tax | | - | - |
| Total comprehensive income/(loss) for the year, net of tax | | (7,354) | (8,114) |
| Earnings per equity share: | 13 | | |
| (1) Basic | | (0.74) | (0.81) |
| (2) Diluted | | (0.74) | (0.81) |

Summary of significant accounting policies

3

The accompanying notes are an integral part of the financial statements.


As per our report of even date

For Rajeev & Ajay

Firm registration No : 00997724
Chartered Accountants

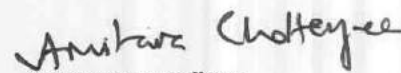
Rajeev Sabharwal
Partner

Membership No. : 084833



For and on behalf of the Board of Directors of
ETERNAL BUILDTECH PRIVATE LIMITED


Rangaswamy Harirajan
Director
DIN-06785533


Amitava Chattopadhyay
Director
DIN-07150600

Place : New Delhi
Date : 13 May 2019

ETHNIC PROPERTIES PRIVATE LIMITED
BALANCE SHEET AS AT 31 MARCH 2019
(Amount in Rupees, unless otherwise stated)

| | Notes | As at 31 March 2019 | As at 31 March 2018 |
|--|-------|------------------------|------------------------|
| ASSETS | | | |
| Current assets | | | |
| Inventories | 4 | 324,138,629 | 487,900,547 |
| Financial assets | | | |
| Cash and cash equivalents | 5 | 14,574 | 18,092 |
| Other current assets | 6 | - | - |
| Total Assets | | 324,153,203 | 487,918,639 |
| EQUITY AND LIABILITIES | | | |
| Equity | | | |
| Equity share capital | 7 | 100,000 | 100,000 |
| Other equity | 8 | (66,117,547) | (66,110,192) |
| Total equity | | (66,017,547) | (66,010,192) |
| LIABILITIES | | | |
| Current liabilities | | | |
| Financial liabilities | | | |
| Trade payables | 9 | - | - |
| -total outstanding dues of micro and small enterprises | | - | - |
| -total outstanding dues other than micro and small enterprises | | 5,895 | 5,305 |
| Other current liabilities | 10 | 390,164,855 | 553,923,526 |
| Total liabilities | | 390,170,750 | 553,928,831 |
| Total Equity and Liabilities | | 324,153,203 | 487,918,639 |
| Summary of significant accounting policies | 3 | | |

The accompanying notes are an integral part of the financial statements.

As per our report of even date

For Rajeev & Ajay
Firm registration No : 009977N
Chartered Accountants

Rajeev Sabharwal
Partner
Membership No. : 084833

Place : New Delhi
Date : 13 May 2019



For and on behalf of the Board of Directors of
ETHNIC PROPERTIES PRIVATE LIMITED

Rangaswamy Harirajan
Director
DIN-06785533

Amitava Chattopadhyay
Director
DIN-07150600

8

ETHNIC PROPERTIES PRIVATE LIMITED
STATEMENT OF PROFIT AND LOSS FOR THE YEAR ENDED 31 MARCH 2019
(Amount in Rupees, unless otherwise stated)

| Particulars | Notes | 31 March 2019 | 31 March 2018 |
|--|-------|----------------|----------------|
| Revenue | | - | - |
| Total Income (I) | | - | - |
| EXPENSES | | | |
| Other expenses | 11 | 7,237 | 9,583 |
| Finance costs | 12 | 118 | 89 |
| Total expenses | | 7,355 | 9,672 |
| Profit/(Loss) before tax from continuing operations | | (7,355) | (9,672) |
| Tax expense: | | | |
| Current tax | | - | - |
| Profit/(Loss) for the year from continuing operations | | (7,355) | (9,672) |
| Other comprehensive income | | - | - |
| Total other comprehensive income for the year, net of tax | | - | - |
| Total comprehensive income/(loss) for the year, net of tax | | (7,355) | (9,672) |
| Earnings per equity share (computed on the basis of profit/(loss) for the year): | 13 | | |
| (1) Basic | | (0.74) | (0.97) |
| (2) Diluted | | (0.74) | (0.97) |

Summary of significant accounting policies

3

The accompanying notes are an integral part of the financial statements.

As per our report of even date

For Rajeev & Ajay
Firm registration No : 009977N
Chartered Accountants

Rajeev Sabharwal
Partner
Membership No. : 084833



For and on behalf of the Board of Directors of
ETHNIC PROPERTIES PRIVATE LIMITED

Rangaswamy Harirajan
Director
DIN-06785533

Amitava Chattopadhyay
Director
DIN-07150600

Place : New Delhi
Date : 13 May 2019

EVERWEL ESTATES PRIVATE LIMITED
BALANCE SHEET AS AT 31 MARCH 2019
(Amount in Rupees, unless otherwise stated)

| | Notes | As at 31 March 2019 | As at 31 March 2018 |
|--|-------|------------------------|------------------------|
| ASSETS | | | |
| Current assets | | | |
| Inventories | 4 | 257,403,330 | 270,555,164 |
| Financial assets | | | |
| Cash and cash equivalents | 5 | 14,871 | 17,805 |
| Total Assets | | 257,418,201 | 270,572,969 |
| EQUITY AND LIABILITIES | | | |
| Equity | | | |
| Equity share capital | 6 | 1,000,000 | 1,000,000 |
| Other equity | 7 | (512,830) | (502,567) |
| Total equity | | 487,170 | 497,433 |
| LIABILITIES | | | |
| Current liabilities | | | |
| Financial liabilities | | | |
| Trade payables | 8 | - | - |
| -total outstanding dues of micro and small enterprises | | 5,901 | 5,310 |
| -total outstanding dues other than micro and small enterprises | | | |
| Other current liabilities | 9 | 256,925,130 | 270,070,226 |
| Total liabilities | | 256,931,031 | 270,075,536 |
| Total Equity and Liabilities | | 257,418,201 | 270,572,969 |

Summary of significant accounting policies

3

The accompanying notes are an integral part of the financial statements.

As per our report of even date

For Rajeev & Ajay
Firm registration No. : 009977N
Chartered Accountants

Rajeev Sabharwal
Partner
Membership No. : 084833



For and on behalf of the Board of Directors of
EVERWEL ESTATES PRIVATE LIMITED

Deepak Jain
Director
DIN-08129166

Roli Aggarwal
Director
DIN-08388011

Place : New Delhi
Date : 13-May-2019

8

EVERWEL ESTATES PRIVATE LIMITED
STATEMENT OF PROFIT AND LOSS FOR THE YEAR ENDED 31 MARCH 2019
(Amount in Rupees, unless otherwise stated)

| Particulars | Notes | 31 March 2019 | 31 March 2018 |
|--|-------|-----------------|-----------------|
| Revenue | | - | - |
| Total Income (I) | | - | - |
| EXPENSES | | | |
| Other expenses | 10 | 10,145 | 10,826 |
| Finance costs | 11 | 118 | 89 |
| Total expenses (II) | | 10,263 | 10,915 |
| Profit/(Loss) before tax from continuing operations (I-II) | | (10,263) | (10,915) |
| Tax expense: | | | |
| Current tax | | - | - |
| Profit/(Loss) for the year from continuing operations | | (10,263) | (10,915) |
| Other comprehensive income | | - | - |
| Total other comprehensive income for the year, net of tax | | - | - |
| Total comprehensive income/(loss) for the year, net of tax | | (10,263) | (10,915) |
| Earnings per equity share (computed on the basis of profit/(loss) for the year): | 12 | | |
| (1) Basic | | (0.10) | (0.11) |
| (2) Diluted | | (0.10) | (0.11) |

Summary of significant accounting policies 3

The accompanying notes are an integral part of the financial statements.

As per our report of even date

For Rajeev & Ajay
Firm registration No. : 009977N
Chartered Accountants

Rajeev Sabharwal
Partner
Membership No. : 084833



For and on behalf of the Board of Directors of
EVERWEL ESTATES PRIVATE LIMITED

Deepak Jain
Deepak Jain
Director
DIN-08129166

Roli Aggarwal
Roli Aggarwal
Director
DIN-08388011

Place : New Delhi
Date : 13-May-2019

EXTREMITY CONBUILD PRIVATE LIMITED
BALANCE SHEET AS AT 31 MARCH 2019
(Amount in rupees, unless otherwise stated)

| | Notes | As at 31 March 2019 | As at 31 March 2018 |
|--|-------|------------------------|------------------------|
| ASSETS | | | |
| Current assets | | | |
| Financial assets | | | |
| Cash and cash equivalents | 4 | 14,378 | 18,208 |
| Other financial assets | 5 | 31,088,422 | 31,092,883 |
| Total Assets | | 31,102,800 | 31,111,091 |
| EQUITY AND LIABILITIES | | | |
| Equity | | | |
| Equity share capital | 6 | 200,000 | 200,000 |
| Other equity | 7 | 30,896,592 | 30,904,883 |
| Total equity | | 31,096,592 | 31,104,883 |
| LIABILITIES | | | |
| Current liabilities | | | |
| Financial liabilities | | | |
| Trade payables | 8 | - | - |
| -total outstanding dues of micro and small enterprises | | - | - |
| -total outstanding dues other than micro and small enterprises | 9 | 6,208 | 5,618 |
| Other current liabilities | | - | 590 |
| Total liabilities | | 6,208 | 6,208 |
| Total Equity and Liabilities | | 31,102,800 | 31,111,091 |

Summary of significant accounting policies

3

The accompanying notes are an integral part of the financial statements.

As per our report of even date

For Rajeev & Ajay
Firm registration No.: 609977N
Chartered Accountants

Rajeev Sabharwal
Partner
Membership No.: 084833

Place : New Delhi
Date : 13 May 2019



For and on behalf of the Board of Directors of
EXTREMITY CONBUILD PRIVATE LIMITED

Balmukund Singh
Director
DIN-08293706

Roli Aggarwal
Director
DIN-08388011

EXTREMITY CONBUILD PRIVATE LIMITED
STATEMENT OF PROFIT AND LOSS FOR THE YEAR ENDED 31 MARCH 2019
(Amount in rupees, unless otherwise stated)

| Particulars | Notes | 31 March 2019 | 31 March 2018 |
|---|-------|----------------|----------------|
| Revenue | | - | - |
| Total income (I) | | - | - |
| EXPENSES | | | |
| Finance costs | 10 | 118 | 89 |
| Other expenses | 11 | 8,173 | 8,544 |
| Total Expenses | | 8,291 | 8,633 |
| (Loss) before tax from continuing operations | | (8,291) | (8,633) |
| Tax expense: | | | |
| Current tax | | - | - |
| (Loss) for the year from continuing operations | | (8,291) | (8,633) |
| Other comprehensive income | | - | - |
| Total other comprehensive income for the year, net of tax | | - | - |
| Total comprehensive income/(loss) for the year, net of tax | | (8,291) | (8,633) |
| Earnings per equity share: | 12 | | |
| (1) Basic | | (0.41) | (0.43) |
| (2) Diluted | | (0.41) | (0.43) |

Summary of significant accounting policies

3

The accompanying notes are an integral part of the financial statements.

As per our report of even date

For Rajeev & Ajay
Firm registration No : 009977N
Chartered Accountants

Rajeev Sabharwal
Partner
Membership No.: 084833



Place : New Delhi
Date : 13 May 2019

For and on behalf of the Board of Directors of
EXTREMITY CONBUILD PRIVATE LIMITED

Baldev Singh
Director
DIN-08293706

Roli Aggarwal
Director
DIN-08388011

FABLE CONBUILD PRIVATE LIMITED
BALANCE SHEET AS AT 31 MARCH 2019
(Amount in rupees, unless otherwise stated)

| | Notes | As at 31 March 2019 | As at 31 March 2018 |
|--|-------|------------------------|------------------------|
| ASSETS | | | |
| Current assets | | | |
| Inventories | 4 | 7,834,240 | 7,834,240 |
| Financial assets | | | |
| Cash and cash equivalents | 5 | 14,965 | 18,483 |
| Total Assets | | 7,849,205 | 7,852,723 |
| EQUITY AND LIABILITIES | | | |
| Equity | | | |
| Equity share capital | 6 | 100,000 | 100,000 |
| Other equity | 7 | (263,997) | (249,677) |
| Total equity | | (163,997) | (149,677) |
| LIABILITIES | | | |
| Current liabilities | | | |
| Financial liabilities | | | |
| Trade payables | 8 | - | - |
| -total outstanding dues of micro and small enterprises | | - | - |
| -total outstanding dues other than micro and small enterprises | | 5,900 | 5,310 |
| Other current liabilities | 9 | 8,007,302 | 7,997,090 |
| Total liabilities | | 8,013,202 | 8,002,400 |
| Total Equity and Liabilities | | 7,849,205 | 7,852,723 |

Summary of significant accounting policies 3

The accompanying notes are an integral part of the financial statements.

As per our report of even date

For Rajeev & Ajay

Firm registration No. : 009977N

Chartered Accountants


Rajeev Sabharwal

Partner

Membership No. : 084833

Place : New Delhi

Date : 13 May 2019



For and on behalf of the Board of Directors of
FABLE CONBUILD PRIVATE LIMITED

Tarun Chadha

Director

DIN-07109007

Murli Kumara Krishna Shetty

Director

DIN-08385602

FABLE CONBUILD PRIVATE LIMITED
STATEMENT OF PROFIT AND LOSS FOR THE YEAR ENDED 31 MARCH 2019
(Amount in rupees, unless otherwise stated)

| Particulars | Notes | 31 March 2019 | 31 March 2018 |
|--|-------|---------------|---------------|
| Revenue | | - | - |
| Total Income | | - | - |
| EXPENSES | | | |
| Finance costs | 10 | 118 | 89 |
| Other expenses | 11 | 14,202 | 8,233 |
| Total Expenses | | 14,320 | 8,322 |
| (Loss) before tax from continuing operations | | (14,320) | (8,322) |
| Tax expense: | | | |
| Current tax | | - | - |
| (Loss) for the year from continuing operations | | (14,320) | (8,322) |
| Other comprehensive income | | - | - |
| Total other comprehensive income for the year, net of tax | | - | - |
| Total comprehensive income/(loss) for the year, net of tax | | (14,320) | (8,322) |
| Earnings per equity share: | 12 | | |
| (1) Basic | | (1.43) | (0.83) |
| (2) Diluted | | (1.43) | (0.83) |
| Summary of significant accounting policies | 3 | | |

The accompanying notes are an integral part of the financial statements.

As per our report of even date

For Rajeev & Ajay
Firm registration No : 009977N
Chartered Accountants

Rajeev Sabharwal
Partner
Membership No. : 084833



Place : New Delhi
Date : 13 May 2019

For and on behalf of the Board of Directors of
FABLE CONBUILD PRIVATE LIMITED

Tarun Chadha
Director
DIN-07109007

Murli Kumara Krishna Shetty
Director
DIN-08385602

Facade Conbuild Private Limited
Balance sheet as at 31 March 2019
(Amount in Rupees, unless otherwise stated)

ASSETS

Current assets

Inventories

Financial assets

Cash and cash equivalents

Total assets

EQUITY AND LIABILITIES

Equity

Equity share capital

Other equity

Total equity

LIABILITIES

Current liabilities

Financial liabilities

Trade payables

-total outstanding dues of micro and small enterprises

-total outstanding dues other than micro and small enterprises

Other current liabilities

Total liabilities

Total equity and liabilities

Summary of significant accounting policies

The accompanying notes are an integral part of the financial statements.

As per our report of even date

For Rajeev & Ajay

Firm registration No. 1009977/N

Chartered Accountants

Rajeev Sabharwal

Partner

Membership No.: 084833

Place : New Delhi

Date : 13 May 2019

| Notes | As at 31 March 2019 | As at 31 March 2018 |
|-------|------------------------|------------------------|
| 4 | 10,442,326 | 10,442,326 |
| 5 | 14,885 | 18,403 |
| | 10,457,211 | 10,460,729 |
| 6 | 100,000 | 100,000 |
| 7 | (258,561) | (245,698) |
| | (158,561) | (145,698) |
| 8 | - | - |
| 9 | 5,900 | 5,310 |
| | 10,609,872 | 10,601,117 |
| | 10,615,772 | 10,606,427 |
| | 10,457,211 | 10,460,729 |

3

For and on behalf of the Board of Directors of
Facade Conbuild Private Limited

Murli Kumara Krishna Shetty
 Director
 DIN-08385602

Sanjay Baweja
 Director
 DIN-03449009

Facade Conbuild Private Limited
STATEMENT OF PROFIT AND LOSS FOR THE YEAR ENDED 31 MARCH 2019
(Amount in Rupees, unless otherwise stated)

| Particulars | Notes | 31 March 2019 | 31 March 2018 |
|--|-------|---------------|---------------|
| Revenue | | - | - |
| Total Income | | - | - |
| EXPENSES | | | |
| Other expenses | 10 | 12,745 | 7,609 |
| Finance costs | 11 | 118 | 89 |
| Total Expenses | | 12,863 | 7,698 |
| (Loss) before tax | | (12,863) | (7,698) |
| Tax expense: | | | |
| Current tax | | - | - |
| (Loss) for the year | | (12,863) | (7,698) |
| Other comprehensive income | | - | - |
| Total other comprehensive income for the year, net of tax | | - | - |
| Total comprehensive income/(loss) for the year, net of tax | | (12,863) | (7,698) |
| Earnings per equity share: | 12 | | |
| (1) Basic | | (1.29) | (0.77) |
| (2) Diluted | | (1.29) | (0.77) |

Summary of significant accounting policies

3

The accompanying notes are an integral part of the financial statements.

As per our report of even date

For Rajeev & Ajay
Firm registration No : 009977N
Chartered Accountants

Rajeev Sabharwal
Partner
Membership No. : 084833

Place : New Delhi
Date : 13 May 2019

For and on behalf of the Board of Directors of
Facade Conbuild Private Limited

Murli Kumara Krishna Shetty
Director
DIN-08385602

Sanjay Baweja
Director
DIN-03449009

FACET ESTATE PRIVATE LIMITED
BALANCE SHEET AS AT 31 MARCH 2019
(Amount in rupees, unless otherwise stated)

| | Notes | As at 31 March 2019 | As at 31 March 2018 |
|--|-------|------------------------|------------------------|
| ASSETS | | | |
| Current assets | | | |
| Inventories | 4 | 669,237,571 | 1,345,620,180 |
| Financial assets | | | |
| Cash and cash equivalents | 5 | 17,323 | 22,841 |
| Other current assets | 6 | - | - |
| Total Assets | | 669,254,894 | 1,345,643,021 |
| EQUITY AND LIABILITIES | | | |
| Equity | | | |
| Equity share capital | 7 | 100,000 | 100,000 |
| Other equity | 8 | 23,199,355 | 23,218,140 |
| Total equity | | 23,299,355 | 23,318,140 |
| LIABILITIES | | | |
| Current liabilities | | | |
| Financial liabilities | | | |
| Trade payables | 9 | - | - |
| -total outstanding dues of micro and small enterprises | | 7,900 | 7,310 |
| -total outstanding dues other than micro and small enterprises | | - | - |
| Other current liabilities | 10 | 645,947,639 | 1,322,317,571 |
| Total liabilities | | 645,955,539 | 1,322,324,881 |
| Total Equity and Liabilities | | 669,254,894 | 1,345,643,021 |
| Summary of significant accounting policies | 3 | | |

The accompanying notes are an integral part of the financial statements.

As per our report of even date

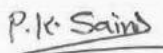
For MNV & CO.
Firm Reg. No.: 023682N
Chartered Accountants


Vilkrant Suri
Partner
Membership No.: 505887

Place : New Delhi
Date : 13 May 2019

For and on behalf of the Board of Directors of
FACET ESTATE PRIVATE LIMITED


Manish Kumar
Director
DIN-08376570


Pravesh Kumar
Director
DIN-08376738

FACET ESTATE PRIVATE LIMITED
STATEMENT OF PROFIT AND LOSS FOR THE YEAR ENDED 31 MARCH 2019
(Amount in rupees, unless otherwise stated)

| Particulars | Notes | 31 March 2019 | 31 March 2018 |
|---|-------|-----------------|------------------|
| Revenue | | - | - |
| Total Income | | - | - |
| EXPENSES | | | |
| Finance costs | 11 | 118 | 138 |
| Other expenses | 12 | 18,667 | 326,260 |
| Total Expenses | | 18,785 | 326,398 |
| (Loss) before tax from continuing operations | | (18,785) | (326,398) |
| Tax expense: | | | |
| Current tax | | - | 543,721 |
| (Loss) for the year from continuing operations | | (18,785) | (870,119) |
| Other comprehensive income | | - | - |
| Total other comprehensive income/(loss) for the year, net of tax | | - | - |
| Total comprehensive (loss) for the year, net of tax | | (18,785) | (870,119) |
| Earnings per equity share: | 13 | | |
| Basic (Rs.) | | (1.88) | (87.01) |
| Diluted (Rs.) | | (1.88) | (87.01) |

Summary of significant accounting policies

3

The accompanying notes are an integral part of the financial statements.

As per our report of even date

For MNV & CO.

Firm Reg. No.: 023682N

Chartered Accountants


Vikram Suri
Partner
Membership No.: 505887

For and on behalf of the Board of Directors of
FACET ESTATE PRIVATE LIMITED


Manish Kumar
Director
DIN-08376570


P.K. Saini
Director
DIN-08376738

Place : New Delhi
Date : 13 May 2019

Flick Propbuild Private Limited
Balance sheet as at 31 March 2019
(Amount in Rupees, unless otherwise stated)

| | Notes | As at 31 March 2019 | As at 31 March 2018 |
|--|-------|------------------------|------------------------|
| ASSETS | | | |
| Current assets | | | |
| Inventories | 4 | 23,384,754 | 23,384,754 |
| Financial assets | | | |
| Cash and cash equivalents | 5 | 14,163 | 19,681 |
| Other financial assets | 6 | 3,418,619 | 3,418,619 |
| Total assets | | 26,817,536 | 26,823,054 |
| EQUITY AND LIABILITIES | | | |
| Equity | | | |
| Equity share capital | 7 | 100,000 | 100,000 |
| Other equity | 8 | 218,071 | 225,738 |
| Total equity | | 318,071 | 325,738 |
| LIABILITIES | | | |
| Current liabilities | | | |
| Financial liabilities | | | |
| Trade payables | 9 | - | - |
| -total outstanding dues of micro and small enterprises | | 5,900 | 5,310 |
| -total outstanding dues other than micro and small enterprises | 10 | 26,493,565 | 26,492,006 |
| Other current liabilities | | 26,499,465 | 26,497,316 |
| Total liabilities | | 26,817,536 | 26,823,054 |
| Total equity and liabilities | | 26,817,536 | 26,823,054 |

Summary of significant accounting policies 3

The accompanying notes are an integral part of the financial statements.

As per our report of even date

For Jain Jindal & Co.
Firm registration No : 025817N
Chartered Accountants

Vikash Lath
Partner
Membership No. : 514103



For and on behalf of the Board of Directors of
Flick Propbuild Private Limited

Murli Kumara Krishna Shetty
Director
DIN-08385602

Sanjay Baweja
Director
DIN-03449009

Place : Gurugram
Date : 13 May 2019



Flick Propbuild Private Limited**Statement of profit and loss for the year ended 31 March 2019**

(Amount in Rupees, unless otherwise stated)

| | Notes | 31 March 2019 | 31 March 2018 |
|--|-------|----------------|----------------|
| REVENUE | | | |
| Other Income | 11 | - | 1,120 |
| Total Income | | - | 1,120 |
| EXPENSES | | | |
| Finance costs | 12 | 118 | 89 |
| Other expenses | 13 | 7,549 | 7,817 |
| Total Expenses | | 7,667 | 7,906 |
| Loss before tax | | (7,667) | (6,786) |
| Current tax | | - | - |
| Loss for the year | | (7,667) | (6,786) |
| Other comprehensive income | | - | - |
| Total other comprehensive income for the year, net of tax | | - | - |
| Total comprehensive loss for the year, net of tax | | (7,667) | (6,786) |
| Earnings per equity share: | 14 | | |
| Basic (Rs.) | | (0.77) | (0.68) |
| Diluted (Rs.) | | (0.77) | (0.68) |

Summary of significant accounting policies

The accompanying notes are an integral part of the financial statements.

As per our report of even date

For Jain Jindal & Co.

Firm registration No : 025817N

Chartered Accountants

Vikash Cgk
Vikash Lath
Partner
Membership No. : 514103

For and on behalf of the Board of Directors of
Flick Propbuild Private Limited

Murli
Murli Kumara Krishna Shetty
Director
DIN-08385602

Sanjay
Sanjay Baweja
Director
DIN-03449009

Place : Gurugram
Date : 13 May 2019



Fling Propbuild Private Limited
Balance sheet as at 31 March 2019
(Amount in rupees, unless otherwise stated)

| | Notes | As at 31 March 2019 | As at 31 March 2018 |
|--|-------|------------------------|------------------------|
| ASSETS | | | |
| Current assets | | | |
| Inventories | 4 | 7,257,099 | 12,842,409 |
| Financial assets | | | |
| Cash and cash equivalents | 5 | 15,462 | 18,980 |
| Other financial assets | 6 | 49,592,869 | 49,592,869 |
| Total Assets | | 56,865,430 | 62,454,258 |
| EQUITY AND LIABILITIES | | | |
| Equity | | | |
| Equity share capital | 7 | 100,000 | 100,000 |
| Other equity | 8 | (814,197) | (806,842) |
| Total equity | | (714,197) | (706,842) |
| LIABILITIES | | | |
| Current liabilities | | | |
| Financial liabilities | | | |
| Trade payables | 9 | - | - |
| -total outstanding dues of micro and small enterprises | | 5,902 | 5,310 |
| -total outstanding dues other than micro and small enterprises | | | |
| Other current liabilities | 10 | 57,573,725 | 63,155,790 |
| Total liabilities | | 57,579,627 | 63,161,100 |
| Total Equity and Liabilities | | 56,865,430 | 62,454,258 |

Summary of significant accounting policies

3

The accompanying notes are an integral part of the financial statements.

As per our report of even date

For Jain Jindal & Co.

Firm registration No : 025817N

Chartered Accountants

Vikash Lath

Partner

Membership No. : 514103



For and on behalf of the Board of Directors of
Fling Propbuild Private Limited

Murli Kumara Krishna Shetty

Director

DIN-08385602

Sanjay Baweja

Director

DIN-03449009

Place : New Delhi

Date : 13 May 2019



Fling Propbuild Private Limited
Statement of profit and loss for the year ended 31 March 2019
(Amount in rupees, unless otherwise stated)

| Particulars | Notes | 31 March 2019 | 31 March 2018 |
|---|-------|---------------|---------------|
| Revenue | | - | - |
| Total Income | | - | - |
| EXPENSES | | | |
| Finance costs | 11 | 118 | 89 |
| Other expenses | 12 | 7,237 | 8,232 |
| Total Expenses | | 7,355 | 8,321 |
| Loss before tax from continuing operations | | (7,355) | (8,321) |
| Tax expense: | | | |
| Current tax | | (7,355) | (8,321) |
| Loss for the year from continuing operations | | (7,355) | (8,321) |
| Other comprehensive income | | - | - |
| Total other comprehensive income for the year, net of tax | | - | - |
| Total comprehensive (loss) for the year, net of tax | | (7,355) | (8,321) |
| Earnings per equity share: | 13 | | |
| Basic (Rs.) | | (0.74) | (0.83) |
| Diluted (Rs.) | | (0.74) | (0.83) |

Summary of significant accounting policies

3

The accompanying notes are an integral part of the financial statements.

As per our report of even date

For Jain Jindal & Co.
Firm registration No : 025817N
Chartered Accountants

Vikash Lath
Partner
Membership No. : 514103



For and on behalf of the Board of Directors of
Fling Propbuild Private Limited

Murli Kumara Krishna Shetty
Director
DIN-08385602

Sanjay Baweja
Director
DIN-03449009

Place : New Delhi
Date : 13 May 2019



FLIP PROPBUILD PRIVATE LIMITED
BALANCE SHEET AS AT 31 MARCH 2019
(Amount in Rupees, unless otherwise stated)

ASSETS

Current assets

| | |
|---------------------------|--|
| Inventories | |
| Financial assets | |
| Cash and cash equivalents | |
| Other financial assets | |
| Other current assets | |

Total Assets

EQUITY AND LIABILITIES

Equity

| | |
|----------------------|--|
| Equity share capital | |
| Other equity | |
| Total equity | |

LIABILITIES

Current liabilities

| | |
|--|--|
| Financial liabilities | |
| Trade payables | |
| -total outstanding dues of micro and small enterprises | |
| -total outstanding dues other than micro and small enterprises | |
| Other current liabilities | |
| Provisions | |
| Total liabilities | |

Total Equity and Liabilities

Summary of significant accounting policies

The accompanying notes are an integral part of the financial statements.

As per our report of even date

For Rajeev & Ajay
Firm registration No : 009977N
Chartered Accountants

Rajeev Sabharwal
Partner
Membership No. : 084833


Place : New Delhi
Date : 13 May 2019




| Notes | 31 March 2019 | 31 March 2018 |
|-------|-------------------|-------------------|
| 4 | 34,956,599 | 53,348,767 |
| 5 | 16,211 | 21,729 |
| 6 | 36,493,910 | 36,493,910 |
| 7 | - | - |
| | 71,466,720 | 89,864,406 |
| 8 | 100,000 | 100,000 |
| 9 | (221,130) | (208,122) |
| | (121,130) | (108,122) |
| 10 | - | - |
| | 10,215 | 5,309 |
| 11 | 71,577,635 | 89,966,783 |
| 12 | - | 436 |
| | 71,587,850 | 89,972,528 |
| | 71,466,720 | 89,864,406 |

3

For and on behalf of the Board of Directors of
FLIP PROPBUILD PRIVATE LIMITED


Sattada Ramakrishna
Director
DIN-08129169


Murli Kumara Krishna Shetty
Director
DIN-08385602

FLIP PROPBUILD PRIVATE LIMITED
STATEMENT OF PROFIT AND LOSS FOR THE YEAR ENDED 31 MARCH 2019
(Amount in Rupees, unless otherwise stated)

| Particulars |
|---|
| Other Income |
| Total Income |
| EXPENSES |
| Other expenses |
| Finance costs |
| Total Expenses |
| Profit/(Loss) before tax from operations |
| Current tax |
| Profit/(Loss) for the year |
| Other comprehensive income |
| Total other comprehensive income for the year, net of tax |
| Total comprehensive income/(loss) for the year, net of tax |
| Earnings per equity share: |
| Basic (Rs.) |
| Diluted (Rs.) |

Summary of significant accounting policies

The accompanying notes are an integral part of the financial statements.

As per our report of even date

For Rajeev & Ajay
Firm registration No : 009977N
Chartered Accountants

Rajeev Sabharwal
Partner
Membership No. : 084833



Place : New Delhi
Date : 13 May 2019

| Notes | 31 March 2019 | 31 March 2018 |
|-------|---------------|---------------|
| 13 | - | 14,153 |
| | - | 14,153 |
| 14 | 12,890 | 11,767 |
| 15 | 118 | 106 |
| | 13,008 | 11,873 |
| | (13,008) | 2,280 |
| | - | 434 |
| | (13,008) | 1,846 |
| | - | - |
| | - | - |
| | (13,008) | 1,846 |
| 16 | (1.30) | 0.18 |
| | (1.30) | 0.18 |

3

For and on behalf of the Board of Directors of
FLIP PROPBUILD PRIVATE LIMITED

Sailada Ramakrishna
Director
DIN-08129169

Murli Kumara Krishna Shetty
Director
DIN-08385602

FLORET PROPBUILD PRIVATE LIMITED
BALANCE SHEET AS AT 31 MARCH 2019
(Amount in Rupees, unless otherwise stated)

| | Notes | '31 March 2019 | 31 March 2018 |
|--|-------|-------------------|-------------------|
| ASSETS | | | |
| Current assets | | | |
| Inventories | 4 | 33,275,135 | 34,417,024 |
| Financial assets | | | |
| Cash and cash equivalents | 5 | 14,544 | 18,686 |
| Other financial assets | 6 | 5,020,636 | 5,020,636 |
| Total Assets | | 38,310,315 | 39,456,346 |
| EQUITY AND LIABILITIES | | | |
| Equity | | | |
| Equity share capital | 7 | 100,000 | 100,000 |
| Other equity | 8 | (274,907) | (266,928) |
| Total equity | | (174,907) | (166,928) |
| LIABILITIES | | | |
| Current liabilities | | | |
| Financial liabilities | | | |
| Trade payables | 9 | - | - |
| -total outstanding dues of micro and small enterprises | | - | - |
| -total outstanding dues other than micro and small enterprises | | 5,900 | 5,311 |
| Other current liabilities | 10 | 38,479,322 | 39,617,963 |
| Total liabilities | | 38,485,222 | 39,623,274 |
| Total Equity and Liabilities | | 38,310,315 | 39,456,346 |

Summary of significant accounting policies

3

The accompanying notes are an integral part of the financial statements.

As per our report of even date

For Rajeev & Ajay
Firm registration No : 009977N
Chartered Accountants

Rajeev Sabharwal
Partner
Membership No. : 084833

Place : New Delhi
Date : 13 May 2019

For and on behalf of the Board of Directors of
FLORET PROPBUILD PRIVATE LIMITED

Navneet Kaur
Director
DIN-08324165

Taran Chadha
Director
DIN-07109007

FLORET PROPBUILD PRIVATE LIMITED
STATEMENT OF PROFIT AND LOSS FOR THE YEAR ENDED 31 MARCH 2019
(Amount in Rupees, unless otherwise stated)

| Particulars | Notes | '31 March 2019 | 31 March 2018 |
|---|-------|----------------|-----------------|
| Revenue | | - | - |
| Total Income | | - | - |
| EXPENSES | | | |
| Other expenses | 11 | 7,861 | 10,208 |
| Finance costs | 12 | 118 | 89 |
| Total Expenses | | 7,979 | 10,297 |
| Profit/(Loss) before tax | | (7,979) | (10,297) |
| Current tax | | - | - |
| Profit/(Loss) for the year | | (7,979) | (10,297) |
| Other comprehensive income | | - | - |
| Total other comprehensive income for the year, net of tax | | - | - |
| Total comprehensive income/(loss) for the year, net of tax | | (7,979) | (10,297) |
| Earnings per equity share: | 13 | | |
| Basic (Rs.) | | (0.80) | (1.03) |
| Diluted (Rs.) | | (0.80) | (1.03) |

Summary of significant accounting policies

3

The accompanying notes are an integral part of the financial statements.

As per our report of even date

For Rajeev & Ajay
Firm registration No : 009977N
Chartered Accountants

Rajeev Sabharwal
Partner
Membership No. : 084833



Place : New Delhi
Date : 13 May 2019

For and on behalf of the Board of Directors of
FLORET PROPBUILD PRIVATE LIMITED

Navneet Kaur
Director
DIN-08324165

Tarun Chadha
Director
DIN-07109007

FLOTILLA PROPBUILD PRIVATE LIMITED
BALANCE SHEET AS AT 31 MARCH 2019
(Amount in rupees, unless otherwise stated)

| | | As at | As at |
|--|-------|-------------------|-------------------|
| | Notes | 31 March 2019 | 31 March 2018 |
| ASSETS | | | |
| Current assets | | | |
| Inventories | 4 | 43,575,595 | 43,575,595 |
| Financial assets | | | |
| Cash and cash equivalents | 5 | 14,938 | 18,456 |
| Total Assets | | 43,590,533 | 43,594,051 |
| EQUITY AND LIABILITIES | | | |
| Equity | | | |
| Equity share capital | 6 | 100,000 | 100,000 |
| Other equity | 7 | (275,246) | (267,267) |
| Total equity | | (175,246) | (167,267) |
| LIABILITIES | | | |
| Current liabilities | | | |
| Financial liabilities | | | |
| Trade payables | 8 | - | - |
| -total outstanding dues of micro and small enterprises | | 5,900 | 5,310 |
| -total outstanding dues other than micro and small enterprises | 9 | 43,759,879 | 43,756,008 |
| Other current liabilities | | 43,765,779 | 43,761,318 |
| Total liabilities | | 43,590,533 | 43,594,051 |

Total Equity and Liabilities

Summary of significant accounting policies


3

The accompanying notes are an integral part of the financial statements.

As per our report of even date

For Rajeev & Ajay
Firm registration No : 00997741
Chartered Accountants

Rajeev Sabharwal
Partner
Membership No. : 084835



Place : New Delhi
Date : 13 May 2019

For and on behalf of the Board of Directors of
FLOTILLA PROPBUILD PRIVATE LIMITED

Pankaj Kishore Chaturvedi
Director
DIN-07119298

Rangaswamy Harirajan
Director
DIN-06785533

FLOTILLA PROPBUILD PRIVATE LIMITED
STATEMENT OF PROFIT AND LOSS FOR THE YEAR ENDED 31 MARCH 2019
(Amount in rupees, unless otherwise stated)

| Particulars | Notes | 31 March 2019 | 31 March 2018 |
|--|-------|----------------|----------------|
| Revenue | | - | - |
| Total Income | | - | - |
| EXPENSES | | | |
| Finance costs | 10 | 118 | 89 |
| Other expenses | 11 | 7,861 | 8,440 |
| Total Expenses | | 7,979 | 8,529 |
| (Loss) before tax from continuing operations | | (7,979) | (8,529) |
| Tax expense: | | | |
| Current tax | | - | - |
| (Loss) for the year from continuing operations | | (7,979) | (8,529) |
| Other comprehensive income | | - | - |
| Total other comprehensive income for the year, net of tax | | - | - |
| Total comprehensive (loss) for the year, net of tax | | (7,979) | (8,529) |
| Earnings per equity share: | 12 | | |
| (1) Basic | | (0.80) | (0.85) |
| (2) Diluted | | (0.80) | (0.85) |

Summary of significant accounting policies

3

The accompanying notes are an integral part of the financial statements.

As per our report of even date

For Rajeev & Ajay


Firm registration No : 009977N

Chartered Accountants

Rajeev Sabharwal

Partner

Membership No. : 084833



For and on behalf of the Board of Directors of

FLOTILLA PROPBUILD PRIVATE LIMITED

Pankaj Kishore Chaturvedi

Director

DIN-07119298

Rangaswamy Harirajan

Director

DIN-06785533

Place : New Delhi

Date : 13 May 2019

FLOUNCE PROPBUILD PRIVATE LIMITED
BALANCE SHEET AS AT 31 MARCH 2019
(Amount in Rupees, unless otherwise stated)

ASSETS

Current assets

| | |
|---------------------------|--|
| Inventories | |
| Financial assets | |
| Cash and cash equivalents | |
| Other financial assets | |

Total assets

EQUITY AND LIABILITIES

Equity

| | |
|----------------------|--|
| Equity share capital | |
| Other equity | |
| Total equity | |

LIABILITIES

Current liabilities

| | |
|--|--|
| Financial liabilities | |
| Trade payables | |
| -total outstanding dues of micro and small enterprises | |
| -total outstanding dues other than micro and small enterprises | |
| Other current liabilities | |
| Total liabilities | |

Total equity and liabilities

Summary of significant accounting policies

The accompanying notes are an integral part of the financial statements.

As per our report of even date

For Rajeev & Ajay
Firm registration No : 009977N
Chartered Accountants

Rajeev Sabharwal
Partner
Membership No. : 084833

Place : New Delhi
Date : 13 May 2019



| Notes | 31 March 2019 | 31 March 2018 |
|-------|-------------------|-------------------|
| | | |
| 4 | 9,676,153 | 9,897,134 |
| 5 | 15,359 | 18,877 |
| 6 | 248,063 | 248,063 |
| | 9,939,575 | 10,164,074 |
| | | |
| 7 | 100,000 | 100,000 |
| 8 | (265,424) | (257,133) |
| | (165,424) | (157,133) |
| | | |
| 9 | | |
| | 5,901 | 5,311 |
| 10 | 10,099,098 | 10,315,896 |
| | 10,104,999 | 10,321,207 |
| | 9,939,575 | 10,164,074 |
| 3 | | |

For and on behalf of the Board of Directors of
FLOUNCE PROPBUILD PRIVATE LIMITED

Rangaswamy Harirajan
Director
DIN-06785533

Pankaj Kishore Chaturvedi
Director
DIN-07119298

FLOUNCE PROPBUILD PRIVATE LIMITED
STATEMENT OF PROFIT AND LOSS FOR THE YEAR ENDED 31 MARCH 2019
(Amount in Rupees, unless otherwise stated)

| Particulars | Notes | 31 March 2019 | 31 March 2018 |
|---|-------|----------------|----------------|
| Revenue | | - | - |
| Total Income | | - | - |
| EXPENSES | | | |
| Other expenses | 11 | 8,173 | 9,064 |
| Finance costs | 12 | 118 | - |
| Total Expenses | | 8,291 | 9,064 |
| Profit/(Loss) before tax | | (8,291) | (9,064) |
| Current tax | | - | - |
| Profit/(Loss) for the year | | (8,291) | (9,064) |
| Other comprehensive income | | - | - |
| Total other comprehensive income for the year, net of tax | | - | - |
| Total comprehensive income/(loss) for the year, net of tax | | (8,291) | (9,064) |
| Earnings per equity share: | | | |
| Basic (Rs.) | 13 | (0.83) | (0.91) |
| Diluted (Rs.) | | (0.83) | (0.91) |
| Summary of significant accounting policies | 3 | | |

The accompanying notes are an integral part of the financial statements.

As per our report of even date

For Rajeev & Ajay
Firm registration No : 009977N
Chartered Accountants

Rajeev Sabharwal
Partner
Membership No. : 084833



Place : New Delhi
Date : 13 May 2019

For and on behalf of the Board of Directors of
FLOUNCE PROPBUILD PRIVATE LIMITED

Rangaswamy Harirajan
Director
DIN-06785533

Pankaj Kishore Chaturvedi
Director
DIN-07119298

FLUE PROPBUILD PRIVATE LIMITED
BALANCE SHEET AS AT 31 MARCH 2019
(Amount in Rupees, unless otherwise stated)

ASSETS

Current assets

Inventories

Financial assets

Cash and cash equivalents

Other financial assets

Total assets

| Notes | 31 March 2019 | 31 March 2018 |
|-------|-------------------|--------------------|
| 4 | 46,589,797 | 82,815,915 |
| 5 | 14,544 | 17,374 |
| 6 | 30,181,288 | 30,181,288 |
| | 76,785,629 | 113,014,577 |

EQUITY AND LIABILITIES

Equity

Equity share capital

Other equity

Total equity

| | | |
|---|------------------|------------------|
| 7 | 100,000 | 100,000 |
| 8 | (325,160) | (317,181) |
| | (225,160) | (217,181) |

LIABILITIES

Current liabilities

Financial liabilities

Trade payables

-total outstanding dues of micro and small enterprises

-total outstanding dues other than micro and small enterprises

Other current liabilities

Total liabilities

| | | |
|----|-------------------|--------------------|
| 9 | - | - |
| | 5,901 | 5,311 |
| 10 | 77,004,888 | 113,226,447 |
| | 77,010,789 | 113,231,758 |

Total equity and liabilities

| | |
|-------------------|--------------------|
| 76,785,629 | 113,014,577 |
|-------------------|--------------------|

Summary of significant accounting policies

3

The accompanying notes are an integral part of the financial statements.

As per our report of even date

For Rajeev & Ajay

Firm registration No : 009977N

Chartered Accountants

Rajeev Sabharwal

Partner

Membership No. : 084833



For and on behalf of the Board of Directors of
FLUE PROPBUILD PRIVATE LIMITED

Prashant Pandey

Prashant Pandey

Director

DIN-03439831

Seema Shekher

Seema Shekher

Director

DIN-08376730

Place : New Delhi

Date : 13 May 2019

FLUE PROPBUILD PRIVATE LIMITED
STATEMENT OF PROFIT AND LOSS FOR THE YEAR ENDED 31 MARCH 2019
(Amount in Rupees, unless otherwise stated)

| Particulars | Notes | 31 March 2019 | 31 March 2018 |
|---|-------|----------------|-----------------|
| Revenue | | - | - |
| Total Income | | - | - |
| EXPENSES | | | |
| Other expenses | 11 | 7,861 | 14,053 |
| Finance costs | 12 | 118 | 89 |
| Total Expenses | | 7,979 | 14,142 |
| Profit/(Loss) before tax | | | |
| Current tax | | (7,979) | (14,142) |
| Profit/(Loss) for the year | | (7,979) | (14,142) |
| Other comprehensive income | | - | - |
| Total other comprehensive income for the year, net of tax | | - | - |
| Total comprehensive income/(loss) for the year, net of tax | | (7,979) | (14,142) |
| Earnings per equity share: | 13 | | |
| Basic (Rs.) | | (0.80) | (1.41) |
| Diluted (Rs.) | | (0.80) | (1.41) |

Summary of significant accounting policies

3

The accompanying notes are an integral part of the financial statements.

As per our report of even date

For Rajeev & Ajay
Firm registration No : 009977N
Chartered Accountants

Rajeev Sabharwal
Partner
Membership No. : 084833



For and on behalf of the Board of Directors of
FLUE PROPBUILD PRIVATE LIMITED

Prashant Pandey
Director
DIN-03439831

Seema Shekher
Director
DIN-08376730

Place : New Delhi
Date : 13 May 2019

FLUFF PROPBUILD PRIVATE LIMITED
BALANCE SHEET AS AT 31 MARCH 2019
(Amount in Rupees, unless otherwise stated)

ASSETS

Current assets

Inventories
Financial assets
Cash and cash equivalents
Other financial assets

Total assets

| Notes | 31 March 2019 | 31 March 2018 |
|-------|-------------------|-------------------|
| 4 | 53,786,170 | 54,354,410 |
| 5 | 25,524 | 21,719 |
| 6 | 4,923,394 | 4,923,394 |
| | 58,735,088 | 59,299,523 |

EQUITY AND LIABILITIES

Equity

Equity share capital
Other equity
Total equity

| | | |
|---|------------------|------------------|
| 7 | 100,000 | 100,000 |
| 8 | (277,866) | (269,071) |
| | (177,866) | (169,071) |

LIABILITIES

Current liabilities

Financial liabilities
Trade payables
-total outstanding dues of micro and small enterprises
-total outstanding dues other than micro and small enterprises

Other current liabilities

Total liabilities

| | | |
|----|-------------------|-------------------|
| 9 | - | - |
| | 5,901 | 5,311 |
| 10 | 58,907,053 | 59,463,283 |
| | 58,912,954 | 59,468,594 |
| | 58,735,088 | 59,299,523 |

Total equity and liabilities

Summary of significant accounting policies

3

The accompanying notes are an integral part of the financial statements.

As per our report of even date

For **Rajeev & Ajay**

Firm registration No : 009977N

Chartered Accountants

Rajeev Sabharwal

Partner

Membership No. : 084833

Place : New Delhi

Date : 13 May 2019

For and on behalf of the Board of Directors of
FLUFF PROPBUILD PRIVATE LIMITED

Anil Kumar Beniwal
Director
DIN-08129129

Ayush Agarwal
Director
DIN-08129153

FLUFF PROPBUILD PRIVATE LIMITED
STATEMENT OF PROFIT AND LOSS FOR THE YEAR ENDED 31 MARCH 2019
(Amount in Rupees, unless otherwise stated)

| Particulars | Notes | 31 March 2019 | 31 March 2018 |
|---|-------|---------------|---------------|
| Income | | | |
| Other income | 11 | - | 193 |
| Total Income | | - | 193 |
| Expenses | | | |
| Other expenses | 12 | 8,795 | 13,532 |
| Finance costs | 13 | - | 89 |
| Total Expenses | | 8,795 | 13,621 |
| Profit/(Loss) before tax | | (8,795) | (13,428) |
| Current tax | | - | - |
| Profit/(Loss) for the year | | (8,795) | (13,428) |
| Other comprehensive income | | - | - |
| Total other comprehensive income for the year, net of tax | | - | - |
| Total comprehensive income/(loss) for the year, net of tax | | (8,795) | (13,428) |
| Earnings per equity share: | 14 | | |
| Basic (Rs.) | | (0.88) | (1.34) |
| Diluted (Rs.) | | (0.88) | (1.34) |

Summary of significant accounting policies


3

The accompanying notes are an integral part of the financial statements.

As per our report of even date

For Rajeev & Ajay
Firm registration No : 009977N
Chartered Accountants

Rajeev Sabharwal
Partner
Membership No. : 084833



For and on behalf of the Board of Directors of
FLUFF PROPBUILD PRIVATE LIMITED

Anil Kumar Beniwal
Director
DIN-08129129

Ayush Agarwal
Director
DIN-08129153

Place : New Delhi
Date : 13 May 2019

FLUKE PROPBUILD PRIVATE LIMITED
BALANCE SHEET AS AT 31 MARCH 2019
(Amount in Rupees, unless otherwise stated)

ASSETS

Current assets

Inventories
Financial assets
Cash and cash equivalents

Total assets

EQUITY AND LIABILITIES

Equity

Equity share capital
Other equity
Total equity

LIABILITIES

Current liabilities

Financial liabilities
Trade payables
Other current liabilities
Total liabilities

Total equity and liabilities

Summary of significant accounting policies

The accompanying notes are an integral part of the financial statements.

As per our report of even date

For Rajeev & Ajay
Firm registration No : 009977N
Chartered Accountants


Rajeev Sasiharwal
Partner
Membership No. : 084833

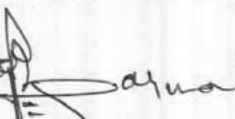
Place : New Delhi
Date : 13 May 2019

| Notes | 31 March 2019 | 31 March 2018 |
|-------|------------------|------------------|
| 4 | 1,632,979 | 4,602,030 |
| 5 | 14,907 | 18,425 |
| | 1,647,886 | 4,620,455 |
| 6 | 100,000 | 100,000 |
| 7 | (93,242) | (84,018) |
| | 6,758 | 15,982 |
| 8 | 5,900 | 5,310 |
| 9 | 1,635,228 | 4,599,163 |
| | 1,641,128 | 4,604,473 |
| | 1,647,886 | 4,620,455 |

3

For and on behalf of the Board of Directors of
FLUKE PROPBUILD PRIVATE LIMITED


Anil Kumar Beniwal
Director
DIN-08129129


Ayush Agarwal
Director
DIN-08129153

FLUKE PROPBUILD PRIVATE LIMITED
STATEMENT OF PROFIT AND LOSS FOR THE YEAR ENDED 31 MARCH 2019
(Amount in Rupees, unless otherwise stated)

| Particulars | Notes | 31 March 2019 | 31 March 2018 |
|---|-------|----------------|----------------|
| Revenue | | - | - |
| Total Income | | - | - |
| EXPENSES | | | |
| Other expenses | 10 | 9,106 | 8,753 |
| Finance costs | 11 | 118 | 89 |
| Total Expenses | | 9,224 | 8,842 |
| Profit/(Loss) before tax | | (9,224) | (8,842) |
| Current tax | | - | - |
| Profit/(Loss) for the year | | (9,224) | (8,842) |
| Other comprehensive income | | - | - |
| Total other comprehensive income for the year, net of tax | | - | - |
| Total comprehensive income/(loss) for the year, net of tax | | (9,224) | (8,842) |
| Earnings per equity share: | 12 | | |
| Basic (Rs.) | | (0.92) | (0.88) |
| Diluted (Rs.) | | (0.92) | (0.88) |

Summary of significant accounting policies

3

The accompanying notes are an integral part of the financial statements.

As per our report of even date

For **Rajeev & Ajay**
Firm registration No : 009977N
Chartered Accountants

Rajeev Sabharwal
Partner
Membership No. : 084833

Place : New Delhi
Date : 13 May 2019

For and on behalf of the Board of Directors of
FLUKE PROPBUILD PRIVATE LIMITED

Anil Kumar Beniwal
Director
DIN-08129129

Ayush Agarwal
Director
DIN-08129153

FOAL PROPBUILD PRIVATE LIMITED
BALANCE SHEET AS AT 31 MARCH 2019
(Amount in rupees, unless otherwise stated)

| | Notes | 31 March 2019 | 31 March 2018 |
|--|-------|-------------------|-------------------|
| ASSETS | | | |
| Current assets | | | |
| Inventories | 4 | 14,739,889 | 14,739,889 |
| Financial assets | | | |
| Cash and cash equivalents | 5 | 25,539 | 18,734 |
| Total Assets | | 14,765,428 | 14,758,623 |
| EQUITY AND LIABILITIES | | | |
| Equity | | | |
| Equity share capital | 6 | 100,000 | 100,000 |
| Other equity | 7 | (193,067) | (183,960) |
| Total equity | | (93,067) | (83,960) |
| LIABILITIES | | | |
| Current liabilities | | | |
| Financial liabilities | | | |
| Trade payables | 8 | - | - |
| -total outstanding dues of micro and small enterprises | | 5,900 | 5,310 |
| -total outstanding dues other than micro and small enterprises | | | |
| Other current liabilities | 9 | 14,852,595 | 14,837,273 |
| Total liabilities | | 14,858,495 | 14,842,583 |
| Total Equity and Liabilities | | 14,765,428 | 14,758,623 |

Summary of significant accounting policies

3

The accompanying notes are an integral part of the financial statements.

As per our report of even date

For Rajeev & Ajay
Firm registration No. 009977M
Chartered Accountants

Rajeev Sahharwal
Partner
Membership No. 084833

Place : New Delhi
Date : 13 May 2019

For and on behalf of the Board of Directors of
FOAL PROPBUILD PRIVATE LIMITED

Anil Kumar Beniwal
Director
DIN-08129129

Ayush Agarwal
Director
DIN-08129153

FOAL PROPBUILD PRIVATE LIMITED
STATEMENT OF PROFIT AND LOSS FOR THE YEAR ENDED 31 MARCH 2019
(Amount in rupees, unless otherwise stated)

| Particulars | Notes | 31 March 2019 | 31 March 2018 |
|---|-------|---------------|---------------|
| Revenue | | - | - |
| Total Income | | - | - |
| EXPENSES | | | |
| Finance costs | 10 | - | 89 |
| Other expenses | 11 | 9,107 | 9,168 |
| Total Expenses | | 9,107 | 9,257 |
| (Loss) before tax from continuing operations | | (9,107) | (9,257) |
| Tax expense: | | | |
| Current tax | | - | - |
| (Loss) for the year from continuing operations | | (9,107) | (9,257) |
| Other comprehensive income | | - | - |
| Total other comprehensive income for the year, net of tax | | - | - |
| Total comprehensive income/(loss) for the year, net of tax | | (9,107) | (9,257) |
| Earnings per equity share: | 12 | | |
| (1) Basic | | (0.91) | (0.93) |
| (2) Diluted | | (0.91) | (0.93) |

Summary of significant accounting policies

3

The accompanying notes are an integral part of the financial statements.

As per our report of even date

For Rajeev & Ajay
Firm registration No. 1009971N
Chartered Accountants

Rajeev Sahitgarwal
Partner
Membership No. 084883

For and on behalf of the Board of Directors of
FOAL PROPBUILD PRIVATE LIMITED

Anil Kumar Beniwal
Director
DIN-08129129

Ayush Agarwal
Director
DIN-08129153

Place : New Delhi
Date : 13 May 2019

FONDANT PROPBUILD PRIVATE LIMITED
BALANCE SHEET AS AT 31 MARCH 2019
(Amount in rupees, unless otherwise stated)

| | Notes | As at 31 March 2019 | As at 31 March 2018 |
|--|-------|------------------------|------------------------|
| ASSETS | | | |
| Current assets | | | |
| Inventories | 4 | 36,318,755 | 55,182,374 |
| Financial assets | | | |
| Cash and cash equivalents | 5 | 25,381 | 17,576 |
| Total Assets | | 36,344,136 | 55,199,950 |
| EQUITY AND LIABILITIES | | | |
| Equity | | | |
| Equity share capital | 6 | 100,000 | 100,000 |
| Other equity | 7 | (754,834) | (746,038) |
| Total equity | | (654,834) | (646,038) |
| LIABILITIES | | | |
| Current liabilities | | | |
| Financial liabilities | | | |
| Trade payables | 8 | - | - |
| -total outstanding dues of micro and small enterprises | | 5,900 | 5,310 |
| -total outstanding dues other than micro and small enterprises | 9 | 36,993,070 | 55,840,678 |
| Other current liabilities | | 36,998,970 | 55,845,988 |
| Total liabilities | | 36,344,136 | 55,199,950 |

Total Equity and Liabilities

Summary of significant accounting policies

3

The accompanying notes are an integral part of the financial statements.

As per our report of even date

For Rajeev & Ajay
Firm registration No : 009977N
Chartered Accountants

Rajeev Sabharwal
Partner
Membership No. : 084833



For and on behalf of the Board of Directors of
FONDANT PROPBUILD PRIVATE LIMITED

Anil Kumar Beniwal
Director
DIN-08129129

Tarun Chadha
Director
DIN-07109007

Place : New Delhi
Date : 13 May 2019

FONDANT PROPBUILD PRIVATE LIMITED
STATEMENT OF PROFIT AND LOSS FOR THE YEAR ENDED 31 MARCH 2019
(Amount in rupees, unless otherwise stated)

| Particulars | Notes | 31 March 2019 | 31 March 2018 |
|--|-------|----------------|----------------|
| Revenue from operations | 10 | - | 4,967 |
| Total Income | | - | 4,967 |
| EXPENSES | | | |
| Finance costs | 11 | - | 89 |
| Other expenses | 12 | 8,796 | 14,053 |
| Total Expenses | | 8,796 | 14,142 |
| (Loss) before tax from continuing operations | | (8,796) | (9,175) |
| Tax expense: | | | |
| Current tax | | - | - |
| (Loss) for the year from continuing operations | | (8,796) | (9,175) |
| Other comprehensive income | | - | - |
| Total other comprehensive income for the year, net of tax | | - | - |
| Total comprehensive (loss) for the year, net of tax | | (8,796) | (9,175) |
| Earnings per equity share: | 13 | | |
| Basic (Rs.) | | (0.88) | (0.92) |
| Diluted (Rs.) | | (0.88) | (0.92) |

Summary of significant accounting policies


3

The accompanying notes are an integral part of the financial statements.

As per our report of even date

For Rajeev & Ajay
Firm registration No.: 009977N
Chartered Accountants

Rajeev Sabharwal
Partner
Membership No.: 084833



For and on behalf of the Board of Directors of
FONDANT PROPBUILD PRIVATE LIMITED

Anil Kumar Beniwal
Director
DIN-08129129

Tarun Chadha
Director
DIN-07109007

Place : New Delhi
Date : 13 May 2019

FORAY PROPBUILD PRIVATE LIMITED
BALANCE SHEET AS AT 31 MARCH 2019
(Amount in rupees, unless otherwise stated)

ASSETS

Current assets

Inventories

Financial assets

Cash and cash equivalents

Total Assets

EQUITY AND LIABILITIES

Equity

Equity share capital

Other equity

Total equity

LIABILITIES

Current liabilities

Financial liabilities

Trade payables

-total outstanding dues of micro and small enterprises

-total outstanding dues other than micro and small enterprises

Other current liabilities

Provisions

Total liabilities

Total Equity and Liabilities

Summary of significant accounting policies

The accompanying notes are an integral part of the financial statements.

As per our report of even date

For Rajeev & Ajay
Firm registration No. 009977N
Chartered Accountants

Rajeev Sabharwal
Partner
Membership No. : 084833

Place : New Delhi
Date : 13 May 2019



| Notes | As at 31 March 2019 | As at 31 March 2018 |
|-------|------------------------|------------------------|
| 4 | 25,479,702 | 33,694,966 |
| 5 | 25,972 | 18,167 |
| | 25,505,674 | 33,713,133 |
| 6 | 100,000 | 100,000 |
| 7 | (191,271) | (177,445) |
| | (91,271) | (77,445) |
| 8 | - | - |
| | 10,218 | 5,310 |
| 9 | 25,586,727 | 33,784,780 |
| 10 | - | 488 |
| | 25,596,945 | 33,790,578 |
| | 25,505,674 | 33,713,133 |

3

For and on behalf of the Board of Directors of
FORAY PROPBUILD PRIVATE LIMITED

Anil Kumar Beniwal
Director
DIN-08129129

Prashant Pandey
Director
DIN-03439831

FORAY PROPBUILD PRIVATE LIMITED
STATEMENT OF PROFIT AND LOSS FOR THE YEAR ENDED 31 MARCH 2019
(Amount in rupees, unless otherwise stated)

| Particulars | Notes | 31 March 2019 | 31 March 2018 |
|---|-------|-----------------|---------------|
| Revenue from operations | 11 | - | 16,184 |
| Total Income | | - | 16,184 |
| EXPENSES | | | |
| Finance costs | 12 | - | 89 |
| Other expenses | 13 | 13,826 | 13,532 |
| Total Expenses | | 13,826 | 13,621 |
| (Loss)/profit before tax from continuing operations | | (13,826) | 2,563 |
| Tax expense: | | | |
| Current tax | | - | 488 |
| (Loss)/profit for the year from continuing operations | | (13,826) | 2,075 |
| Other comprehensive income | | - | - |
| Total other comprehensive income for the year, net of tax | | - | - |
| Total comprehensive (loss)/income for the year, net of tax | | (13,826) | 2,075 |
| Earnings per equity share: | 14 | | |
| (1) Basic | | (1.38) | 0.21 |
| (1) Diluted | | (1.38) | 0.21 |

Summary of significant accounting policies

3

The accompanying notes are an integral part of the financial statements.

As per our report of even date

For Rajeev & Ajay
Firm registration No : 009977N
Chartered Accountants

Rajeev Sabharwal
Partner
Membership No. : 084833



Place : New Delhi
Date : 13 May 2019

For and on behalf of the Board of Directors of
FORAY PROPBUILD PRIVATE LIMITED

Anil Kumar Beniwal
Director
DIN-08129129

Prashant Pandey
Director
DIN-03439831

FORSYTHIA PROPBUILD PRIVATE LIMITED
BALANCE SHEET AS AT 31 MARCH 2019
(Amount in rupees, unless otherwise stated)

ASSETS

Current assets

| | |
|---------------------------|--|
| Inventories | |
| Financial assets | |
| Cash and cash equivalents | |
| Other financial assets | |
| Other current assets | |

Total Assets

EQUITY AND LIABILITIES

Equity

| | |
|----------------------|--|
| Equity share capital | |
| Other equity | |
| Total equity | |

LIABILITIES

Current liabilities

| | |
|--|--|
| Financial liabilities | |
| Trade payables | |
| -total outstanding dues of micro and small enterprises | |
| -total outstanding dues other than micro and small enterprises | |
| Other current liabilities | |
| Total liabilities | |

Total Equity and Liabilities

Summary of significant accounting policies

The accompanying notes are an integral part of the financial statements.

As per our report of even date

For Rajeev & Ajay
Firm registration No. : 809977N
Chartered Accountants

Rajeev Sabharwal
Partner
Membership No. : 084833



Place : New Delhi
Date : 13 May 2019

| Notes | As at 31 March 2019 | As at 31 March 2018 |
|-------|------------------------|------------------------|
| 4 | 30,107,387 | 41,628,204 |
| 5 | 25,393 | 18,588 |
| 6 | - | 13,261 |
| 7 | 240,423 | 240,423 |
| | 30,373,203 | 41,900,476 |
| 8 | 100,000 | 100,000 |
| 9 | (422,404) | (407,893) |
| | (322,404) | (307,893) |
| 10 | - | - |
| | 5,900 | 5,310 |
| 11 | 30,689,707 | 42,203,059 |
| | 30,695,607 | 42,208,369 |
| | 30,373,203 | 41,900,476 |

3

For and on behalf of the Board of Directors of
FORSYTHIA PROPBUILD PRIVATE LIMITED

Prashant Pandey
Director
DIN-03439831

Prashant Singh Yadav
Director
DIN-08388327

FORSYTHIA PROPBUILD PRIVATE LIMITED
STATEMENT OF PROFIT AND LOSS FOR THE YEAR ENDED 31 MARCH 2019
(Amount in rupees, unless otherwise stated)

| Particulars | Notes | 31 March 2019 | 31 March 2018 |
|--|-------|-----------------|----------------|
| Revenue | | - | - |
| Total Income (I) | | - | - |
| EXPENSES | | | |
| Finance costs | 12 | - | 89 |
| Other expenses | 13 | 14,511 | 7,817 |
| Total expenses (II) | | 14,511 | 7,906 |
| (Loss) before tax from continuing operations (I-II) | | (14,511) | (7,906) |
| Tax expense: | | | |
| Current tax | | - | - |
| (Loss) for the year from continuing operations | | (14,511) | (7,906) |
| Other comprehensive income | | - | - |
| Total other comprehensive income for the year, net of tax | | - | - |
| Total comprehensive (loss) for the year, net of tax | | (14,511) | (7,906) |
| Earnings per equity share | 14 | | |
| (1) Basic | | (1.45) | (0.79) |
| (2) Diluted | | (1.45) | (0.79) |

Summary of significant accounting policies

3

The accompanying notes are an integral part of the financial statements.

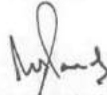
As per our report of even date

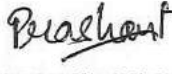
For Rajeev & Ajay
Firm registration No. 009977N
Chartered Accountants

Rajeev Sabharwal
Partner
Membership No. : 084833



For and on behalf of the Board of Directors of
FORSYTHIA PROPBUILD PRIVATE LIMITED


Prashant Pandey
Director
DIN-03439831


Prashant Singh Yadav
Director
DIN-08388327

Place : New Delhi
Date : 13 May 2019

FOUNT PROPBUILD PRIVATE LIMITED
BALANCE SHEET AS AT 31 MARCH 2019
(Amount in rupees, unless otherwise stated)

| | Notes | As at 31 March 2019 | As at 31 March 2018 |
|--|-------|-------------------------|-------------------------|
| ASSETS | | | |
| Current assets | | | |
| Inventories | 4 | 1,024,853 | 1,024,853 |
| Financial assets | | | |
| Cash and cash equivalents | 5 | 25,513 | 27,020 |
| Other current assets | 6 | 111,346 | 111,346 |
| | | <u>1,161,712</u> | <u>1,163,219</u> |
| Total Assets | | <u>1,161,712</u> | <u>1,163,219</u> |
| EQUITY AND LIABILITIES | | | |
| Equity | | | |
| Equity share capital | 7 | 100,000 | 100,000 |
| Other equity | 8 | (135,649) | (121,656) |
| Total equity | | <u>(35,649)</u> | <u>(21,656)</u> |
| LIABILITIES | | | |
| Current liabilities | | | |
| Financial liabilities | | | |
| Trade payables | 9 | - | - |
| -total outstanding dues of micro and small enterprises | | 5,900 | 5,310 |
| -total outstanding dues other than micro and small enterprises | | 1,191,461 | 1,179,565 |
| Other current liabilities | 10 | <u>1,197,361</u> | <u>1,184,875</u> |
| Total liabilities | | <u>1,161,712</u> | <u>1,163,219</u> |
| Total Equity and Liabilities | | <u>1,161,712</u> | <u>1,163,219</u> |

Summary of significant accounting policies

3


The accompanying notes are an integral part of the financial statements.

As per our report of even date

For Rajeev & Ajay

Firm registration No : 009977N
Chartered Accountants

Rajeev Sabharwal
Partner
Membership No. : 084833



Place : New Delhi
Date : 13 May 2019

For and on behalf of the Board of Directors of
FOUNT PROPBUILD PRIVATE LIMITED

Prashant Singh Yadav
Director
DIN-08388327

Abhishek Prasad
Director
DIN-08291550

8

FOUNT PROPBUILD PRIVATE LIMITED
STATEMENT OF PROFIT AND LOSS FOR THE YEAR ENDED 31 MARCH 2019
(Amount in rupees, unless otherwise stated)

| Particulars | Notes | 31 March 2019 | 31 March 2018 |
|---|-------|-----------------|----------------|
| Other income | 11 | - | 700 |
| Total Income (I) | | - | 700 |
| EXPENSES | | | |
| Finance costs | 12 | - | 146 |
| Other expenses | 13 | 13,993 | 7,609 |
| Total Expenses (II) | | 13,993 | 7,755 |
| (Loss) before tax from continuing operations (I-II) | | (13,993) | (7,055) |
| Tax expense: | | | |
| Current tax | | - | - |
| (Loss) for the year from continuing operations | | (13,993) | (7,055) |
| Other comprehensive income | | - | - |
| Total other comprehensive income for the year, net of tax | | - | - |
| Total comprehensive income/(loss) for the year, net of tax | | (13,993) | (7,055) |
| Earnings per equity share: | 14 | | |
| (1) Basic | | (1.40) | (0.71) |
| (2) Diluted | | (1.40) | (0.71) |

Summary of significant accounting policies


3

The accompanying notes are an integral part of the financial statements.

As per our report of even date

For Rajeev & Ajay,
Firm registration No : 009977N
Chartered Accountants

Rajeev Sabharwal
Partner
Membership No. : 084833



For and on behalf of the Board of Directors of
FOUNT PROPBUILD PRIVATE LIMITED

Prashant Singh Yadav
Director
DIN-08388327

Abhishek Prasad
Director
DIN-08291550

Prashant

Abhishek

Place : New Delhi
Date : 13 May 2019

FOYER PROPBUILD PRIVATE LIMITED
BALANCE SHEET AS AT 31 MARCH 2019
(Amount in rupees, unless otherwise stated)

| | Notes | As at 31 March 2019 | As at 31 March 2018 |
|--|-------|------------------------|------------------------|
| ASSETS | | | |
| Current assets | | | |
| Inventories | 4 | 134,687 | 9,601,174 |
| Financial assets | | | |
| Cash and cash equivalents | 5 | 25,404 | 36,599 |
| Other current assets | 6 | 8,279 | 8,279 |
| Total Assets | | 168,370 | 9,646,052 |
| EQUITY AND LIABILITIES | | | |
| Equity | | | |
| Equity share capital | 7 | 100,000 | 100,000 |
| Other equity | 8 | (92,806) | (73,780) |
| Total equity | | 7,194 | 26,220 |
| LIABILITIES | | | |
| Current liabilities | | | |
| Financial liabilities | | | |
| Trade payables | 9 | - | - |
| -total outstanding dues of micro and small enterprises | | 10,220 | 5,310 |
| -total outstanding dues other than micro and small enterprises | 10 | 150,956 | 9,614,522 |
| Other current liabilities | | 161,176 | 9,619,832 |
| Total liabilities | | 168,370 | 9,646,052 |
| Total Equity and Liabilities | | 168,370 | 9,646,052 |
| Summary of significant accounting policies | | | |
| | 3 | | |

The accompanying notes are an integral part of the financial statements.

As per our report of even date

For Rajeev & Ajay
Firm registration No : 009977N
Chartered Accountants

Rajeev Sabharwal
Partner
Membership No. : 084833

Place : New Delhi
Date : 13 May 2019

For and on behalf of the Board of Directors of
FOYER PROPBUILD PRIVATE LIMITED

Mayank Sharma
Director
DIN-08129100

Shaji Kumar Sasidharan
Director
DIN-07119343

FOYER PROPBUILD PRIVATE LIMITED
STATEMENT OF PROFIT AND LOSS FOR THE YEAR ENDED 31 MARCH 2019
(Amount in rupees, unless otherwise stated)

| Particulars | Notes | 31 March 2019 | 31 March 2018 |
|---|-------|-----------------|---------------|
| Revenue from operations | 11 | - | 42,301 |
| Other income | 12 | - | 690 |
| Total Income (I) | | - | 42,991 |
| EXPENSES | | | |
| Finance costs | 13 | - | 140 |
| Other expenses | 14 | 19,026 | 8,233 |
| Total Expenses (II) | | 19,026 | 8,373 |
| (Loss)/profit before tax from continuing operations (I-II) | | (19,026) | 34,618 |
| Tax expense: | | | |
| Current tax | | - | 6,597 |
| (Loss)/profit for the year from continuing operations | | (19,026) | 28,021 |
| Other comprehensive income | | - | - |
| Total other comprehensive income for the year, net of tax | | - | - |
| Total comprehensive (loss)/income for the year, net of tax | | (19,026) | 28,021 |
| Earnings per equity share: | 15 | | |
| (1) Basic | | (1.90) | 2.80 |
| (2) Diluted | | (1.90) | 2.80 |

Summary of significant accounting policies

3

The accompanying notes are an integral part of the financial statements.

As per our report of even date

For Rajeev & Ajay

Firm registration No : 009977N

Chartered Accountants

Rajeev Sabharwal

Partner

Membership No. : 084833

Place : New Delhi

Date : 13 May 2019

For and on behalf of the Board of Directors of
FOYER PROPBUILD PRIVATE LIMITED

Mayank Sharma

Mayank Sharma

Director

DIN-08129100

Shaji Kumar Sasidharan

Shaji Kumar Sasidharan

Director

DIN-07119343

FRAY PROPBUILD PRIVATE LIMITED
BALANCE SHEET AS AT 31 MARCH 2019
(Amount in rupees, unless otherwise stated)

| | Notes | As at 31 March 2019 | As at 31 March 2018 |
|--|-------|------------------------|------------------------|
| ASSETS | | | |
| Current assets | | | |
| Financial assets | | | |
| Cash and cash equivalents | 4 | 15,043 | 18,873 |
| Total Assets | | 15,043 | 18,873 |
| EQUITY AND LIABILITIES | | | |
| Equity | | | |
| Equity share capital | 5 | 100,000 | 100,000 |
| Other equity | 6 | (332,433) | (317,697) |
| Total equity | | (232,433) | (217,697) |
| LIABILITIES | | | |
| Current liabilities | | | |
| Financial liabilities | | | |
| Trade payables | 7 | - | - |
| -total outstanding dues of micro and small enterprises | | 5,900 | 5,310 |
| -total outstanding dues other than micro and small enterprises | | 241,576 | 231,260 |
| Other current liabilities | 8 | 247,476 | 236,570 |
| Total liabilities | | 247,476 | 236,570 |
| Total Equity and Liabilities | | 15,043 | 18,873 |
| Summary of significant accounting policies | | | |
| | 3 | | |

The accompanying notes are an integral part of the financial statements.

As per our report of even date

For Rajeev & Ajay
Firm registration No : 009977N
Chartered Accountants

Rajeev Sabharwal
Partner
Membership No. : 084833

Place : New Delhi
Date : 13 May 2019

For and on behalf of the Board of Directors of
FRAY PROPBUILD PRIVATE LIMITED

Prashant
Prashant Singh Yadav
Director
DIN-08388327

Lalan Prasad Singh
Director
DIN-08129091

FRAY PROPBUILD PRIVATE LIMITED
STATEMENT OF PROFIT AND LOSS FOR THE YEAR ENDED 31 MARCH 2019
(Amount in rupees, unless otherwise stated)


| Particulars | Notes | 31 March 2019 | 31 March 2018 |
|---|-----------|-----------------|----------------|
| Revenue | | - | - |
| Total Income (I) | | - | - |
| EXPENSES | | | |
| Finance costs | 9 | 118 | 89 |
| Other expenses | 10 | 14,618 | 6,986 |
| Total Expenses (II) | | 14,736 | 7,075 |
| (Loss) before tax from continuing operations (I-II) | | (14,736) | (7,075) |
| Tax expense: | | | |
| Current tax | | - | - |
| (Loss) for the year from continuing operations | | (14,736) | (7,075) |
| Other comprehensive income | | - | - |
| Total other comprehensive income for the year, net of tax | | - | - |
| Total comprehensive income/(loss) for the year, net of tax | | (14,736) | (7,075) |
| Earnings per equity share: | 11 | | |
| (1) Basic | | (1.47) | (0.71) |
| (2) Diluted | | (1.47) | (0.71) |
| Summary of significant accounting policies | 3 | | |

The accompanying notes are an integral part of the financial statements.

As per our report of even date

For Rajeev & Ajay
Firm registration No : 009977N
Chartered Accountants

Rajeev Sabharwal
Partner
Membership No. : 084833



Place : New Delhi
Date : 13 May 2019

For and on behalf of the Board of Directors of
FRAY PROPBUILD PRIVATE LIMITED

Prashant

Prashant Singh Yadav
Director
DIN-08388327

Lalan Prasad Singh
Director
DIN-08129091

FRIEZE PROPBUILD PRIVATE LIMITED
BALANCE SHEET AS AT 31 MARCH 2019
(Amount in rupees, unless otherwise stated)

| | Notes | As at 31 March 2019 | As at 31 March 2018 |
|--|-------|------------------------|------------------------|
| ASSETS | | | |
| Current assets | | | |
| Inventories | 4 | 55,357,524 | 58,435,880 |
| Financial assets | | | |
| Cash and cash equivalents | 5 | 15,188 | 18,706 |
| Total Assets | | 55,372,712 | 58,454,586 |
| EQUITY AND LIABILITIES | | | |
| Equity | | | |
| Equity share capital | 6 | 100,000 | 100,000 |
| Other equity | 7 | (273,981) | (259,871) |
| Total equity | | (173,981) | (159,871) |
| LIABILITIES | | | |
| Current liabilities | | | |
| Financial liabilities | | | |
| Trade payables | 8 | - | - |
| -total outstanding dues of micro and small enterprises | | 5,900 | 5,310 |
| -total outstanding dues other than micro and small enterprises | 9 | 55,540,793 | 58,609,147 |
| Other current liabilities | | 55,546,693 | 58,614,457 |
| Total liabilities | | 55,372,712 | 58,454,586 |
| Total Equity and Liabilities | | 55,372,712 | 58,454,586 |

Summary of significant accounting policies

3

The accompanying notes are an integral part of the financial statements.


As per our report of even date

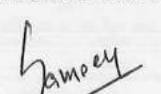
For Rajeev & Ajay
Firm registration No : 009977N
Chartered Accountants



Place : New Delhi
Date : 13 May 2019

For and on behalf of the Board of Directors of
FRIEZE PROPBUILD PRIVATE LIMITED


Yashpal Saun
Director
DIN-08385668


Sameer Wadhwa
Director
DIN-08129144

FRIEZE PROPBUILD PRIVATE LIMITED
STATEMENT OF PROFIT AND LOSS FOR THE YEAR ENDED 31 MARCH 2019
(Amount in rupees, unless otherwise stated)

| Particulars | Notes | 31 March 2019 | 31 March 2018 |
|--|-------|-----------------|----------------|
| Revenue | | - | - |
| Total income | | - | - |
| EXPENSES | | | |
| Finance costs | 10 | 118 | 89 |
| Other expenses | 11 | 13,992 | 6,986 |
| Total Expenses | | 14,110 | 7,075 |
| (Loss) before tax from continuing operations | | (14,110) | (7,075) |
| Tax expense: | | | |
| Current tax | | - | - |
| (Loss) for the year from continuing operations | | (14,110) | (7,075) |
| Other comprehensive income | | - | - |
| Total other comprehensive income for the year, net of tax | | - | - |
| Total comprehensive (loss) for the year, net of tax | | (14,110) | (7,075) |
| Earnings per equity share: | 12 | | |
| (1) Basic | | (1.41) | (0.71) |
| (2) Diluted | | (1.41) | (0.71) |

Summary of significant accounting policies

3


The accompanying notes are an integral part of the financial statements.

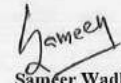
As per our report of even date

For Rajeev & Ajay
Firm registration No : 009977N
Chartered Accountants

Rajeev Sabharwal
Partner
Membership No. 084833

For and on behalf of the Board of Directors of
FRIEZE PROPBUILD PRIVATE LIMITED


Yashpal Saun
Director
DIN-08385668


Sameer Wadhwa
Director
DIN-08129144

Place : New Delhi
Date : 13 May 2019

FRISSON PROPBUILD PRIVATE LIMITED
BALANCE SHEET AS AT 31 MARCH 2019
(Amount in rupees, unless otherwise stated)

| | Notes | As at 31 March 2019 | As at 31 March 2018 |
|--|-------|------------------------|------------------------|
| ASSETS | | | |
| Current assets | | | |
| Inventories | 4 | 71,679,573 | 71,679,573 |
| Financial assets | | | |
| Cash and cash equivalents | 5 | 22,742 | 28,142 |
| Other financial assets | 6 | 86,030,740 | 86,030,740 |
| Total Assets | | 157,733,055 | 157,738,455 |
| EQUITY AND LIABILITIES | | | |
| Equity | | | |
| Equity share capital | 7 | 100,000 | 100,000 |
| Other equity | 8 | (326,014) | (311,608) |
| Total equity | | (226,014) | (211,608) |
| LIABILITIES | | | |
| Current liabilities | | | |
| Financial liabilities | | | |
| Trade payables | 9 | - | - |
| -total outstanding dues of micro and small enterprises | | 5,901 | 5,311 |
| -total outstanding dues other than micro and small enterprises | 10 | 157,953,168 | 157,944,752 |
| Other current liabilities | | 157,959,069 | 157,950,063 |
| Total liabilities | | 157,733,055 | 157,738,455 |
| Total Equity and Liabilities | | | |


Summary of significant accounting policies

The accompanying notes are an integral part of the financial statements.

As per our report of even date

For Rajeev & Ajay
Firm registration No. 009977N
Chartered Accountants

Rajeev Sabharwal
Partner
Membership No. : 084838



Place : New Delhi
Date : 13 May 2019

For and on behalf of the Board of Directors of
FRISSON PROPBUILD PRIVATE LIMITED

Sanjay Baweja
Director
DIN-03449009

Yashpal Saun
Director
DIN-08385668

8

FRISSON PROPBUILD PRIVATE LIMITED
STATEMENT OF PROFIT AND LOSS FOR THE YEAR ENDED 31 MARCH 2019
(Amount in rupees, unless otherwise stated)

| Particulars | Notes | 31 March 2019 | 31 March 2018 |
|--|-------|-----------------|----------------|
| Revenue | | - | - |
| Total Income | | - | - |
| EXPENSES | | | |
| Finance costs | 11 | - | 727 |
| Other expenses | 12 | 14,406 | 6,986 |
| Total Expenses | | 14,406 | 7,713 |
| (Loss) before tax from continuing operations | | (14,406) | (7,713) |
| Tax expense: | | | |
| Current tax | | - | - |
| (Loss) for the year from continuing operations | | (14,406) | (7,713) |
| Other comprehensive income | | - | - |
| Total other comprehensive income for the year, net of tax | | - | - |
| Total comprehensive income for the year, net of tax | | (14,406) | (7,713) |
| Earnings per equity share: | 13 | | |
| (1) Basic | | (1.44) | (0.77) |
| (2) Diluted | | (1.44) | (0.77) |

Summary of significant accounting policies


3

The accompanying notes are an integral part of the financial statements.

As per our report of even date

For Rajeev & Ajay
Firm registration No : 009977N
Chartered Accountants

Rajeev Sabharwal
Partner
Membership No. : 084833



For and on behalf of the Board of Directors of
FRISSON PROPBUILD PRIVATE LIMITED

Sanjay Baweja
Director
DIN-03449009

Yashpal Saun
Director
DIN-08385668

Place : New Delhi
Date : 13 May 2019

FROND PROPBUILD PRIVATE LIMITED
BALANCE SHEET AS AT 31 MARCH 2019
(Amount in rupees, unless otherwise stated)

| | Notes | As at 31 March 2019 | As at 31 March 2018 |
|--|-------|------------------------|------------------------|
| ASSETS | | | |
| Current assets | | | |
| Inventories | 4 | 2,537,487 | 2,537,487 |
| Financial assets | | | |
| Cash and cash equivalents | 5 | 15,156 | 18,674 |
| Total Assets | | 2,552,643 | 2,556,161 |
| EQUITY AND LIABILITIES | | | |
| Equity | | | |
| Equity share capital | 6 | 100,000 | 100,000 |
| Other equity | 7 | (9,991) | 4,949 |
| Total equity | | 90,009 | 104,949 |
| LIABILITIES | | | |
| Current liabilities | | | |
| Financial liabilities | | | |
| Trade payables | 8 | - | - |
| -total outstanding dues of micro and small enterprises | | 5,900 | 5,310 |
| -total outstanding dues other than micro and small enterprises | | | |
| Other current liabilities | 9 | 2,447,963 | 2,437,131 |
| Provisions | 10 | 8,771 | 8,771 |
| Total liabilities | | 2,462,634 | 2,451,212 |
| Total Equity and Liabilities | | 2,552,643 | 2,556,161 |

Summary of significant accounting policies

3

The accompanying notes are an integral part of the financial statements.

As per our report of even date

For Rajeev & Ajay
Firm registration No : 0099774
Chartered Accountants

Rajeev Sabharwal
Partner
Membership No. : 084833



Place : New Delhi
Date : 13 May 2019

For and on behalf of the Board of Directors of
FROND PROPBUILD PRIVATE LIMITED

Tarun Chadha
Director
DIN-07109007

8

Yashpal Saun
Director
DIN-08385668

(Signature)

FROND PROPBUILD PRIVATE LIMITED
STATEMENT OF PROFIT AND LOSS FOR THE YEAR ENDED 31 MARCH 2019
(Amount in rupees, unless otherwise stated)

| Particulars | Notes | 31 March 2019 | 31 March 2018 |
|--|-------|-----------------|-----------------|
| Revenue | | - | - |
| Total Income (I) | | - | - |
| EXPENSES | | | |
| Finance costs | 11 | 118 | 1,942 |
| Other expenses | 12 | 14,822 | 8,233 |
| Total Expenses (II) | | 14,940 | 10,175 |
| (Loss) before tax from continuing operations (I-II) | | (14,940) | (10,175) |
| Tax expense: | | | |
| Current tax | | - | - |
| (Loss) for the year from continuing operations | | (14,940) | (10,175) |
| Other comprehensive income | | - | - |
| Total other comprehensive income for the year, net of tax | | - | - |
| Total comprehensive (loss) for the year, net of tax | | (14,940) | (10,175) |
| Earnings per equity share: | 13 | | |
| (1) Basic | | (1.49) | (1.02) |
| (2) Diluted | | (1.49) | (1.02) |

Summary of significant accounting policies

3

The accompanying notes are an integral part of the financial statements.

As per our report of even date

For Rajeev & Ajay

Firm registration No : 009977N
Chartered Accountants

Rajeev Sabharwal

Partner

Membership No. : 084833



For and on behalf of the Board of Directors of
FROND PROPBUILD PRIVATE LIMITED

Taran Chadha
Director
DIN-07109007

Yashpal Saun
Director
DIN-08385668

Place : New Delhi
Date : 13 May 2019

FROTH PROPBUILD PRIVATE LIMITED
BALANCE SHEET AS AT 31 MARCH 2019
(Amount in rupees, unless otherwise stated)

ASSETS

Current assets

| | | | |
|---------------------------|---|------------|------------|
| Inventories | 4 | 23,138,039 | 21,919,903 |
| Financial assets | | | |
| Cash and cash equivalents | 5 | 14,720 | 18,238 |
| Other financial assets | 6 | 3,751,241 | 3,751,241 |

Total Assets

EQUITY AND LIABILITIES

Equity

| | | | |
|----------------------|---|------------------|------------------|
| Equity share capital | 7 | 100,000 | 100,000 |
| Other equity | 8 | (218,722) | (203,886) |
| Total equity | | (118,722) | (103,886) |

LIABILITIES

Current liabilities

| | | | |
|--|----|-------------------|-------------------|
| Financial liabilities | | | |
| Trade payables | 9 | - | - |
| -total outstanding dues of micro and small enterprises | | - | - |
| -total outstanding dues other than micro and small enterprises | | 5,900 | 5,310 |
| Other current liabilities | 10 | 27,016,822 | 25,787,958 |
| Total liabilities | | 27,022,722 | 25,793,268 |

Total Equity and Liabilities

Summary of significant accounting policies

The accompanying notes are an integral part of the financial statements.

As per our report of even date

For Rajeev & Ajay
Firm registration No : 009977N
Chartered Accountants

Rajeev Sabharwal
Partner
Membership No. : 084833



Place : New Delhi
Date : 13 May 2019

For and on behalf of the Board of Directors of
FROTH PROPBUILD PRIVATE LIMITED

Tarun Chadha
Director
DIN-07109007

Samir Wadhwa
Director
DIN-08129144

5

FROTH PROPBUILD PRIVATE LIMITED
STATEMENT OF PROFIT AND LOSS FOR THE YEAR ENDED 31 MARCH 2019
(Amount in rupees, unless otherwise stated)

| Particulars | Notes | 31 March 2019 | 31 March 2018 |
|--|-------|---------------|---------------|
| Revenue | | - | - |
| Total Income | | - | - |
| EXPENSES | | | |
| Finance costs | 11 | 118 | 89 |
| Other expenses | 12 | 14,718 | 8,441 |
| Total Expenses | | 14,836 | 8,530 |
| (Loss) before tax from continuing operations | | (14,836) | (8,530) |
| Tax expense: | | | |
| Current tax | | - | - |
| (Loss) for the year from continuing operations | | (14,836) | (8,530) |
| Other comprehensive income | | - | - |
| Total other comprehensive income for the year, net of tax | | - | - |
| Total comprehensive (loss) for the year, net of tax | | (14,836) | (8,530) |
| Earnings per equity share: | 13 | | |
| (1) Basic | | (1.48) | (0.85) |
| (2) Diluted | | (1.48) | (0.85) |

Summary of significant accounting policies

3

The accompanying notes are an integral part of the financial statements.

As per our report of even date

For Rajeev & Ajay
Firm registration No. : 009977N
Chartered Accountants

Rajeev Sabharwal
Partner
Membership No. : 084833



Place : New Delhi
Date : 13 May 2019

For and on behalf of the Board of Directors of
FROTH PROPBUILD PRIVATE LIMITED

Tarun Chadha
Director
DIN-07109007

Samir Wadhwa
Director
DIN-08129144

FUTURISTIC BUILDWELL PRIVATE LIMITED
BALANCE SHEET AS AT 31 MARCH 2019
(Amount in rupees, unless otherwise stated)

| | | As at 31 March 2019 | As at 31 March 2018 |
|--|---|------------------------|------------------------|
| ASSETS | | | |
| Current assets | | | |
| Inventories | 4 | 126,668,855 | 318,801,764 |
| Financial assets | | | |
| Cash and cash equivalents | 5 | 15,204 | 18,722 |
| Total Assets | | 126,684,059 | 318,820,486 |
| EQUITY AND LIABILITIES | | | |
| Equity | | | |
| Equity share capital | 6 | 100,000 | 100,000 |
| Other equity | 7 | (395,024) | (380,600) |
| Total equity | | (295,024) | (280,600) |
| LIABILITIES | | | |
| Current liabilities | | | |
| Financial liabilities | | | |
| Trade payables | 8 | | |
| -total outstanding dues of micro and small enterprises | | | |
| -total outstanding dues other than micro and small enterprises | | 5,901 | 5,310 |
| Other current liabilities | 9 | 126,973,182 | 319,095,776 |
| Total liabilities | | 126,979,083 | 319,101,086 |
| Total Equity and Liabilities | | 126,684,059 | 318,820,486 |

Summary of significant accounting policies

3

The accompanying notes are an integral part of the financial statements.

As per our report of even date

For MNV & CO.
Firm Reg. No.: 103682N
Chartered Accountants
Vijayant Suri
Partner
Membership No.: 505887

Place : New Delhi
Date : 13 May 2019

For and on behalf of the Board of Directors of
FUTURISTIC BUILDWELL PRIVATE LIMITED

Shmeer Wadhwa
Director
DIN-08129144

Rohit Mehta
Director
DIN-06961182

FUTURISTIC BUILDWELL PRIVATE LIMITED
STATEMENT OF PROFIT AND LOSS FOR THE YEAR ENDED 31 MARCH 2019
(Amount in rupees, unless otherwise stated)

| Particulars | Notes | 31 March 2019 | 31 March 2018 |
|---|-------|---------------|---------------|
| Revenue | | - | - |
| Total Income (I) | | - | - |
| Expenses | | | |
| Finance costs | 10 | 118 | 89 |
| Other expenses | 11 | 14,306 | 7,921 |
| Total Expenses (II) | | 14,424 | 8,010 |
| (Loss) before tax from continuing operations (I-II) | | (14,424) | (8,010) |
| Tax expense: | | | |
| Current tax | | - | - |
| (Loss) for the year from continuing operations | | (14,424) | (8,010) |
| Other comprehensive income | | - | - |
| Total other comprehensive income/(loss) for the year, net of tax | | - | - |
| Total comprehensive (loss) for the year, net of tax | | (14,424) | (8,010) |
| Earnings per equity share: | 12 | | |
| (1) Basic | | (1.44) | (0.80) |
| (2) Diluted | | (1.44) | (0.80) |

Summary of significant accounting policies

3

The accompanying notes are an integral part of the financial statements.

As per our report of even date

For MNV & CO.
Firm Reg. No. 1023682N
Chartered Accountants
Vijayant Suri
Partner
Membership No.: 505887

For and on behalf of the Board of Directors of
FUTURISTIC BUILDWELL PRIVATE LIMITED

Sameer Wadhwa
Director
DIN-08129144

Rohit Mehta
Director
DIN-06961182

Place : New Delhi
Date : 13 May 2019

GABLE PROPBUILD PRIVATE LIMITED
BALANCE SHEET AS AT 31 MARCH 2019
(Amount in rupees, unless otherwise stated)

| | Notes | As at 31 March 2019 | As at 31 March 2018 |
|--|-------|------------------------|------------------------|
| ASSETS | | | |
| Current assets | | | |
| Inventories | 4 | 28,686,931 | 28,686,931 |
| Financial assets | | | |
| Cash and cash equivalents | 5 | 15,112 | 18,630 |
| Total Assets | | 28,702,043 | 28,705,561 |
| EQUITY AND LIABILITIES | | | |
| Equity | | | |
| Equity share capital | 6 | 100,000 | 100,000 |
| Other equity | 7 | (1,413,229) | (1,398,909) |
| Total equity | | (1,313,229) | (1,298,909) |
| LIABILITIES | | | |
| Current liabilities | | | |
| Financial liabilities | | | |
| Trade payables | 8 | - | - |
| -total outstanding dues of micro and small enterprises | | - | - |
| -total outstanding dues other than micro and small enterprises | | 5,900 | 5,310 |
| Other current liabilities | 9 | 30,009,372 | 29,999,160 |
| Total liabilities | | 30,015,272 | 30,004,470 |
| Total Equity and Liabilities | | 28,702,043 | 28,705,561 |

Summary of significant accounting policies

3

The accompanying notes are an integral part of the financial statements.

As per our report of even date

For Rajeev & Ajay

Firm registration No : 009977

Chartered Accountants

Rajeev Sabharwal

Partner

Membership No. : 084833



Place : New Delhi

Date : 13 May 2019

For and on behalf of the Board of Directors of
GABLE PROPBUILD PRIVATE LIMITED

Rangaswamy Harirajan
Director
DIN-06785533

Prashant Singh Yadav
Director
DIN-08388327

Prashant

[Signature]

GABLE PROPBUILD PRIVATE LIMITED
STATEMENT OF PROFIT AND LOSS FOR THE YEAR ENDED 31 MARCH 2019
(Amount in rupees, unless otherwise stated)

| Particulars | Notes | 31 March 2019 | 31 March 2018 |
|---|-------|-----------------|----------------|
| Revenue | | - | - |
| Total Income | | - | - |
| EXPENSES | | | |
| Finance costs | 10 | 118 | 89 |
| Other expenses | 11 | 14,202 | 8,545 |
| Total Expenses | | 14,320 | 8,634 |
| (Loss) before tax from continuing operations | | (14,320) | (8,634) |
| Tax expense: | | | |
| Current tax | | - | - |
| (Loss) for the year from continuing operations | | (14,320) | (8,634) |
| Other comprehensive income | | - | - |
| Total other comprehensive income for the year, net of tax | | - | - |
| Total comprehensive income/(loss) for the year, net of tax | | (14,320) | (8,634) |
| Earnings per equity share: | 12 | | |
| (1) Basic | | (1.43) | (0.86) |
| (2) Diluted | | (1.43) | (0.86) |
| Summary of significant accounting policies | 3 | | |

The accompanying notes are an integral part of the financial statements.

As per our report of even date

For Rajeev & Ajay

Firm registration No : 009977N
Chartered Accountants

Rajeev Sabharwal
Partner

Membership No. : 084833



For and on behalf of the Board of Directors of
GABLE PROPBUILD PRIVATE LIMITED


Rangaswamy Harirajan
Director
DIN-06785533


Prashant Singh Yadav
Director
DIN-08388327

Place : New Delhi
Date : 13 May 2019

GADGET PROPBUILD PRIVATE LIMITED
BALANCE SHEET AS AT 31 MARCH 2019
(Amount in Rupees, unless otherwise stated)

| | Notes | As at 31 March 2019 | As at 31 March 2018 |
|--|-------|------------------------|------------------------|
| ASSETS | | | |
| Current assets | | | |
| Inventories | 4 | 10,145,819 | 21,991,020 |
| Financial assets | | | |
| Cash and cash equivalents | 5 | 24,508 | 18,638 |
| Total Assets | | 10,170,327 | 22,009,658 |
| EQUITY AND LIABILITIES | | | |
| Equity | | | |
| Equity share capital | 6 | 100,000 | 100,000 |
| Other equity | 7 | (200,018) | (184,257) |
| Total equity | | (100,018) | (84,257) |
| LIABILITIES | | | |
| Current liabilities | | | |
| Financial liabilities | | | |
| Trade payables | 8 | - | - |
| -total outstanding dues of micro and small enterprises | | 5,900 | 5,310 |
| -total outstanding dues other than micro and small enterprises | | | |
| Other current liabilities | 9 | 10,264,445 | 22,088,605 |
| Total liabilities | | 10,270,345 | 22,093,915 |
| Total Equity and Liabilities | | 10,170,327 | 22,009,658 |

Summary of significant accounting policies

3

The accompanying notes are an integral part of the financial statements.

As per our report of even date

For Rajeev & Ajay
Firm registration No : 009977N
Chartered Accountants

Rajeev Sabharwal
Partner
Membership No : 084833

Place : New Delhi
Date : 13 May 2019

For and on behalf of the Board of Directors of
GADGET PROPBUILD PRIVATE LIMITED

Anil Kumar Beniwal
Director
DIN-08129129

Tarun Chadha
Director
DIN-07109007

8

GADGET PROPBUILD PRIVATE LIMITED
STATEMENT OF PROFIT AND LOSS FOR THE YEAR ENDED 31 MARCH 2019
(Amount in Rupees, unless otherwise stated)

| Particulars | Notes | 31 March 2019 | 31 March 2018 |
|---|-------|---------------|---------------|
| Revenue From Operations | | - | - |
| Total Income | | - | - |
| EXPENSES | | | |
| Other expenses | 10 | 15,761 | 8,753 |
| Finance costs | 11 | - | 89 |
| Total Expenses | | 15,761 | 8,842 |
| Profit/(Loss) before tax | | (15,761) | (8,842) |
| Tax expense: | | | |
| Current tax | | - | - |
| Profit/(Loss) for the year | | (15,761) | (8,842) |
| Other comprehensive income | | - | - |
| Total other comprehensive income for the year, net of tax | | - | - |
| Total comprehensive income/(loss) for the year, net of tax | | (15,761) | (8,842) |
| Earnings per equity share: | 12 | | |
| (1) Basic | | (1.58) | (0.88) |
| (2) Diluted | | (1.58) | (0.88) |

Summary of significant accounting policies

3


The accompanying notes are an integral part of the financial statements.

As per our report of even date

For **Rajeev & Ajay**
Firm registration No. 009977N
Chartered Accountants

Rajeev Sabharwal
Partner
Membership No. : 084833

For and on behalf of the Board of Directors of
GADGET PROPBUILD PRIVATE LIMITED


Anil Kumar Beniwal
Director
DIN-08129129


Tarun Chadha
Director
DIN-07109007

Place : New Delhi
Date : 13 May 2019

GAFF PROPBUILD PRIVATE LIMITED
BALANCE SHEET AS AT 31 MARCH 2019
(Amount in rupees, unless otherwise stated)

| | Notes | As at 31 March 2019 | As at 31 March 2018 |
|--|-------|------------------------|------------------------|
| ASSETS | | | |
| Current assets | | | |
| Inventories | 4 | 22,628,358 | 21,545,458 |
| Financial assets | | | |
| Cash and cash equivalents | 5 | 16,951 | 18,307 |
| Total Assets | | 22,645,309 | 21,563,765 |
| EQUITY AND LIABILITIES | | | |
| Equity | | | |
| Equity share capital | 6 | 100,000 | 100,000 |
| Other equity | 7 | (299,610) | (292,004) |
| Total equity | | (199,610) | (192,004) |
| LIABILITIES | | | |
| Current liabilities | | | |
| Financial liabilities | | | |
| Trade payables | 8 | - | - |
| -total outstanding dues of micro and small enterprises | | 5,900 | 5,310 |
| -total outstanding dues other than micro and small enterprises | 9 | 22,839,019 | 21,750,459 |
| Other current liabilities | | 22,844,919 | 21,755,769 |
| Total liabilities | | 22,645,309 | 21,563,765 |
| Total Equity and Liabilities | | | |
| Summary of significant accounting policies | 3 | | |

The accompanying notes are an integral part of the financial statements.

As per our report of even date

For Rajeev & Ajay
Firm registration No : 009977N
Chartered Accountants

Rajeev Sabharwal
Partner
Membership No. : 084823

Place : New Delhi
Date : 13 May 2019

For and on behalf of the Board of Directors of
GAFF PROPBUILD PRIVATE LIMITED

Rangaswamy Harirajan
Director
DIN-06785533

Aekta Jain
Director
DIN-06776771

GAFF PROPBUILD PRIVATE LIMITED
STATEMENT OF PROFIT AND LOSS FOR THE YEAR ENDED 31 MARCH 2019
(Amount in rupees, unless otherwise stated)

| Particulars | Notes | 31 March 2019 | 31 March 2018 |
|---|-------|----------------|-----------------|
| Revenue | | - | - |
| Total Income | | - | - |
| EXPENSES | | | |
| Finance costs | 10 | 56 | 887 |
| Other expenses | 11 | 7,550 | 9,168 |
| Total Expenses | | 7,606 | 10,055 |
| (Loss) before tax from continuing operations | | (7,606) | (10,055) |
| Tax expense: | | | |
| Current tax | | (7,606) | (10,055) |
| (Loss) for the year from continuing operations | | (7,606) | (10,055) |
| Other comprehensive income | | - | - |
| Total other comprehensive income for the year, net of tax | | - | - |
| Total comprehensive income/(loss) for the year, net of tax | | (7,606) | (10,055) |
| Earnings per equity share: | 12 | | |
| (1) Basic | | (0.76) | (1.01) |
| (2) Diluted | | (0.76) | (1.01) |

Summary of significant accounting policies

3

The accompanying notes are an integral part of the financial statements.

As per our report of even date

For Rajeev & Ajay

Firm registration No : 009977N
Chartered Accountants

Rajeev Sabharwal

Partner

Membership No. : 084833



For and on behalf of the Board of Directors of
GAFF PROPBUILD PRIVATE LIMITED


Rangaswamy Harirajan
Director
DIN-06785533


Aekta Jain
Director
DIN-06776771

Place : New Delhi
Date : 13 May 2019

GAIETY PROPBUILD PRIVATE LIMITED
BALANCE SHEET AS AT 31 MARCH 2019
(Amount in Rupees, unless otherwise stated)

| | Notes | As at 31 March 2019 | As at 31 March 2018 |
|--|-------|------------------------|------------------------|
| ASSETS | | | |
| Current assets | | | |
| Inventories | 4 | 44,496,813 | 52,748,526 |
| Financial assets | | | |
| Cash and cash equivalents | 5 | 14,724 | 18,242 |
| Other financial assets | 6 | 21,463,612 | 21,463,612 |
| Total Assets | | 65,975,149 | 74,230,380 |
| EQUITY AND LIABILITIES | | | |
| Equity | | | |
| Equity share capital | 7 | 100,000 | 100,000 |
| Other equity | 8 | (268,822) | (260,531) |
| Total equity | | (168,822) | (160,531) |
| LIABILITIES | | | |
| Current liabilities | | | |
| Financial liabilities | | | |
| Trade payables | 9 | - | - |
| -total outstanding dues of micro and small enterprises | | 5,901 | 5,310 |
| -total outstanding dues other than micro and small enterprises | 10 | 66,138,070 | 74,385,601 |
| Other current liabilities | | 66,143,971 | 74,390,911 |
| Total liabilities | | 65,975,149 | 74,230,380 |
| Total Equity and Liabilities | | 65,975,149 | 74,230,380 |

Summary of significant accounting policies

3

The accompanying notes are an integral part of the financial statements.

As per our report of even date

For Rajeev & Ajay
Firm registration No. 009977N
Chartered Accountants

Rajeev Sabharwal
Partner
Membership No. : 084833

Place : New Delhi
Date : 13 May 2019



For and on behalf of the Board of Directors of
GAIETY PROPBUILD PRIVATE LIMITED

Sanjay Baweja
Director
DIN-03449009

Sameer Wadhwa
Director
DIN-08129144

GAIETY PROPBUILD PRIVATE LIMITED
STATEMENT OF PROFIT AND LOSS FOR THE YEAR ENDED 31 MARCH 2019
(Amount in Rupees, unless otherwise stated)

| Particulars | Notes | 31 March 2019 | 31 March 2018 |
|---|-------|----------------|----------------|
| Total Income | | - | - |
| EXPENSES | | | |
| Other expenses | 11 | 8,173 | 7,921 |
| Finance costs | 12 | 118 | 89 |
| Total Expenses | | 8,291 | 8,010 |
| Profit/(Loss) before tax | | (8,291) | (8,010) |
| Tax expense: | | | |
| Current tax | | - | - |
| Profit/(Loss) for the year | | (8,291) | (8,010) |
| Other comprehensive income | | - | - |
| Total other comprehensive income for the year, net of tax | | - | - |
| Total comprehensive income/(loss) for the year, net of tax | | (8,291) | (8,010) |
| Earnings per equity share: | 13 | | |
| (1) Basic | | (0.83) | (0.80) |
| (2) Diluted | | (0.83) | (0.80) |

Summary of significant accounting policies 3

The accompanying notes are an integral part of the financial statements.

As per our report of even date

For Rajeev & Ajay
Firm registration No : 009977N
Chartered Accountants

Rajeev Sabharwal
Partner
Membership No. : 084833



Place : New Delhi
Date : 13 May 2019

For and on behalf of the Board of Directors of
GAIETY PROPBUILD PRIVATE LIMITED

Sanjay Baweja
Director
DIN-03449009

Sameer Wadhwa
Director
DIN-08129144

GALLEON PROPBUILD PRIVATE LIMITED
BALANCE SHEET AS AT 31 MARCH 2019
(Amount in rupees, unless otherwise stated)

| | Notes | As at 31 March 2019 | As at 31 March 2018 |
|--|-------|------------------------|------------------------|
| ASSETS | | | |
| Current assets | | | |
| Inventories | 4 | 17,769,088 | 17,769,088 |
| Financial assets | | | |
| Cash and cash equivalents | 5 | 28,223 | 33,738 |
| Other financial assets | 6 | 17,198,170 | 33,719,594 |
| Other current assets | 7 | 151,875 | 151,875 |
| Total Assets | | 35,147,356 | 51,674,295 |
| EQUITY AND LIABILITIES | | | |
| Equity | | | |
| Equity share capital | 8 | 100,000 | 100,000 |
| Other equity | 9 | (292,553) | (283,391) |
| Total equity | | (192,553) | (183,391) |
| LIABILITIES | | | |
| Current liabilities | | | |
| Financial liabilities | | | |
| Trade payables | 10 | - | - |
| -total outstanding dues of micro and small enterprises | | 5,901 | 5,311 |
| -total outstanding dues other than micro and small enterprises | | | |
| Other current liabilities | 11 | 35,334,008 | 51,852,375 |
| Total liabilities | | 35,339,909 | 51,857,686 |
| Total Equity and Liabilities | | 35,147,356 | 51,674,295 |
| Summary of significant accounting policies | | | |
| | 3 | | |

The accompanying notes are an integral part of the financial statements.

As per our report of even date

For Rajeev & Ajay

Firm registration No. : 00997774

Chartered Accountants

Rajeev Sabharwal

Partner

Membership No. : 084833



For and on behalf of the Board of Directors of
GALLEON PROPBUILD PRIVATE LIMITED

Sameer
Sameer Wadhwa
Director
DIN-08129144

Vineet
Vineet
Director
DIN-08129156

Place : New Delhi
Date : 13 May 2019

GALLEON PROPBUILD PRIVATE LIMITED
STATEMENT OF PROFIT AND LOSS FOR THE YEAR ENDED 31 MARCH 2019
(Amount in rupees, unless otherwise stated)

| Particulars | Notes | 31 March 2019 | 31 March 2018 |
|--|-------|---------------|---------------|
| Revenue | | - | - |
| Total Income (I) | | - | - |
| EXPENSES | | | |
| Finance costs | 12 | 53 | 117 |
| Other expenses | 13 | 9,109 | 9,375 |
| Total Expenses (II) | | 9,162 | 9,492 |
| (Loss) before tax from continuing operations (I-II) | | (9,162) | (9,492) |
| Tax expense: | | | |
| Current tax | | - | - |
| (Loss) for the year from continuing operations | | (9,162) | (9,492) |
| Other comprehensive income | | - | - |
| Total other comprehensive income for the year, net of tax | | - | - |
| Total comprehensive (loss) for the year, net of tax | | (9,162) | (9,492) |
| Earnings per equity share: | 14 | | |
| (1) Basic | | (0.92) | (0.95) |
| (2) Diluted | | (0.92) | (0.95) |
| Summary of significant accounting policies | 3 | | |

The accompanying notes are an integral part of the financial statements.

As per our report of even date

For Rajeev & Ajay
Firm registration No : 009977N
Chartered Accountants

Rajeev Sabharwal
Partner
Membership No. : 084833



For and on behalf of the Board of Directors of
GALLEON PROPBUILD PRIVATE LIMITED

Sameer Wadhwa
Director
DIN-08129144

Vineet
Director
DIN-08129156

Place : New Delhi
Date : 13 May 2019

GALLERY PROPBUILD PRIVATE LIMITED
BALANCE SHEET AS AT 31 MARCH 2019
(Amount in Rupees, unless otherwise stated)

| | Notes | As at 31 March 2019 | As at 31 March 2018 |
|--|-------|------------------------|------------------------|
| ASSETS | | | |
| Current assets | | | |
| Inventories | 4 | 6,914,640 | 16,989,718 |
| Financial assets | | | |
| Cash and cash equivalents | 5 | 32,559 | 18,000 |
| Other financial assets | 6 | 379,567 | 396,824 |
| Total Assets | | 7,326,766 | 17,404,542 |
| EQUITY AND LIABILITIES | | | |
| Equity | | | |
| Equity share capital | 7 | 100,000 | 100,000 |
| Other equity | 8 | (525,772) | (518,416) |
| Total equity | | (425,772) | (418,416) |
| LIABILITIES | | | |
| Current liabilities | | | |
| Financial liabilities | | | |
| Trade payables | 9 | - | - |
| -total outstanding dues of micro and small enterprises | | 5,902 | 5,311 |
| -total outstanding dues other than micro and small enterprises | | 7,746,636 | 17,817,647 |
| Other current liabilities | 10 | | |
| Total liabilities | | 7,752,538 | 17,822,958 |
| Total Equity and Liabilities | | 7,326,766 | 17,404,542 |

Summary of significant accounting policies

3

The accompanying notes are an integral part of the financial statements.

As per our report of even date

For Rajeev & Ajay
Firm registration No. 00697/JN
Chartered Accountants

Rajeev Sahbharwal
Partner
Membership No. : 084332



Place : New Delhi
Date : 13 May 2019

For and on behalf of the Board of Directors of
GALLERY PROPBUILD PRIVATE LIMITED

Akshat
Akshat Maheshwari
Director
DIN-07504909

Narendra Vashisht
Narendra Vashisht
Director
DIN-06713906

1

GALLERY PROPBUILD PRIVATE LIMITED
STATEMENT OF PROFIT AND LOSS FOR THE YEAR ENDED 31 MARCH 2019
(Amount in Rupees, unless otherwise stated)

| Particulars | Notes | 31 March 2019 | 31 March 2018 |
|--|-------|---------------|---------------|
| Revenue | | - | - |
| Total Income (I) | | - | - |
| EXPENSES | | | |
| Finance costs | 11 | 118 | 89 |
| Other expenses | 12 | 7,238 | 9,480 |
| Total Expenses (II) | | 7,356 | 9,569 |
| Profit/(Loss) before tax from continuing operations (I-II) | | (7,356) | (9,569) |
| Tax expense: | | | |
| Current Tax | | - | - |
| Profit/(Loss) for the year from continuing operations | | (7,356) | (9,569) |
| Other Comprehensive Income | | - | - |
| Total other comprehensive income for the year, net of tax | | - | - |
| Total comprehensive income/(loss) for the year, net of tax | | (7,356) | (9,569) |
| Earnings per equity share (computed on the basis of profit/(loss) for the year): | 13 | | |
| (1) Basic | | (0.74) | (0.96) |
| (2) Diluted | | (0.74) | (0.96) |

3

Summary of significant accounting policies

The accompanying notes are an integral part of the financial statements.

As per our report of even date

For Rajeev & Ajay
Firm registration No. : 0099728
Chartered Accountants

Rajeev Sahasrwar
Partner
Membership No. : 004333

For and on behalf of the Board of Directors of
GALLERY PROPBUILD PRIVATE LIMITED

Akshat Maheshwari
Director
DIN-07504909

Narendra Vashisht
Director
DIN-06713906

Place : New Delhi
Date : 13 May 2019

GALLIUM PROPBUILD PRIVATE LIMITED
BALANCE SHEET AS AT 31 MARCH 2019
(Amount in rupees, unless otherwise stated)

ASSETS

Current assets

Inventories

Financial assets

Cash and cash equivalents

Other financial assets

Other current assets

Total assets

| Notes | As at 31 March 2019 | As at 31 March 2018 |
|-------|------------------------|------------------------|
| 4 | 17,915,843 | 19,599,353 |
| 5 | 25,306 | 17,791 |
| 6 | 1,619,191 | 4,452,787 |
| 7 | 319,818 | - |
| | 19,880,158 | 24,069,931 |

EQUITY AND LIABILITIES

Equity

Equity share capital

Other equity

Total equity

| | | |
|---|------------------|------------------|
| 8 | 100,000 | 100,000 |
| 9 | (287,043) | (278,811) |
| | (187,043) | (178,811) |

LIABILITIES

Current liabilities

Financial liabilities

Trade payables

-total outstanding dues of micro and small enterprises

-total outstanding dues other than micro and small enterprises

Other current liabilities

Total liabilities

| | | |
|----|-------------------|-------------------|
| 10 | - | - |
| | 5,899 | 5,309 |
| 11 | 20,061,302 | 24,243,433 |
| | 20,067,201 | 24,248,742 |

Total equity and liabilities

| | | |
|--|-------------------|-------------------|
| | 19,880,158 | 24,069,931 |
|--|-------------------|-------------------|

Summary of significant accounting policies

3

The accompanying notes are an integral part of the financial statements.

As per our report of even date

For Rajeev & Ajay

Firm registration No : 009977N

Chartered Accountants

Rajeev Sabharwal

Partner

Membership No. : 084833



For and on behalf of the Board of Directors of
GALLIUM PROPBUILD PRIVATE LIMITED

Narendra Vashisht

Director

DIN-06713906

Seema Shekher

Director

DIN-08376730

Place : New Delhi

Date : 13 May 2019

GALLIUM PROPBUILD PRIVATE LIMITED
STATEMENT OF PROFIT AND LOSS FOR THE YEAR ENDED 31 MARCH 2019
(Amount in rupees, unless otherwise stated)

| Particulars | Notes | 31 March 2019 | 31 March 2018 |
|--|-------|------------------|----------------|
| Other income | 12 | 3,198,196 | - |
| Total Income (I) | | 3,198,196 | - |
| EXPENSES | | | |
| Finance costs | 13 | 59 | 779 |
| Other expenses | 14 | 3,206,369 | 8,960 |
| Total Expenses (II) | | 3,206,428 | 9,739 |
| (Loss) before tax from continuing operations (I-II) | | (8,232) | (9,739) |
| Tax expense: | | | |
| Current tax | | - | - |
| (Loss) for the year from continuing operations | | (8,232) | (9,739) |
| Other comprehensive income | | - | - |
| Total other comprehensive income for the year, net of tax | | - | - |
| Total comprehensive (loss) for the year, net of tax | | (8,232) | (9,739) |
| Earnings per equity share: | 15 | | |
| (1) Basic | | (0.82) | (0.97) |
| (2) Diluted | | (0.82) | (0.97) |

Summary of significant accounting policies

3

The accompanying notes are an integral part of the financial statements.

As per our report of even date

For Rajeev & Ajay
Firm registration No : 009977N
Chartered Accountants

Rajeev Sabharwal
Partner
Membership No. : 084833



For and on behalf of the Board of Directors of
GALLIUM PROPBUILD PRIVATE LIMITED

(Signature)

Narendra Vashisht
Director
DIN-06713906

(Signature)

Seema Shekher
Director
DIN-08376730

Place : New Delhi
Date : 13 May 2019

GAMBIT PROPBUILD PRIVATE LIMITED
BALANCE SHEET AS AT 31 MARCH 2019
(Amount in rupees, unless otherwise stated)

| | Notes | As at 31 March 2019 | As at 31 March 2018 |
|--|-------|------------------------|------------------------|
| ASSETS | | | |
| Current assets | | | |
| Inventories | 4 | 22,487,926 | 44,535,880 |
| Financial assets | | | |
| Cash and cash equivalents | 5 | 15,348 | 17,866 |
| Other financial assets | 6 | 352,797 | 352,797 |
| Total Assets | | 22,856,071 | 44,906,543 |
| EQUITY AND LIABILITIES | | | |
| Equity | | | |
| Equity share capital | 7 | 100,000 | 100,000 |
| Other equity | 8 | (1,170,944) | (1,162,653) |
| Total equity | | (1,070,944) | (1,062,653) |
| LIABILITIES | | | |
| Current liabilities | | | |
| Financial liabilities | | | |
| Trade payables | 9 | - | - |
| -total outstanding dues of micro and small enterprises | | - | - |
| -total outstanding dues other than micro and small enterprises | | 5,901 | 5,311 |
| Other current liabilities | 10 | 23,921,114 | 45,963,885 |
| Total liabilities | | 23,927,015 | 45,969,196 |
| Total Equity and Liabilities | | 22,856,071 | 44,906,543 |

Summary of significant accounting policies

3

The accompanying notes are an integral part of the financial statements.

As per our report of even date

For Rajeev & Ajay
Firm registration No : 009977N
Chartered Accountants

Rajeev Sabharwal
Partner
Membership No. : 084833

Place : New Delhi
Date : 13 May 2019



For and on behalf of the Board of Directors of
GAMBIT PROPBUILD PRIVATE LIMITED

Rangaswamy Harirajan
Director
DIN-06785533

Rohit Mehta
Director
DIN-06961182

GAMBIT PROPBUILD PRIVATE LIMITED
STATEMENT OF PROFIT AND LOSS FOR THE YEAR ENDED 31 MARCH 2019
(Amount in rupees, unless otherwise stated)

| Particulars | Notes | 31 March 2019 | 31 March 2018 |
|--|-------|----------------|----------------|
| Revenue | | - | - |
| Total Income (I) | | - | - |
| EXPENSES | | | |
| Finance costs | 11 | 118 | 239 |
| Other expenses | 12 | 8,173 | 8,914 |
| Total Expenses (II) | | 8,291 | 9,153 |
| (Loss) before tax from continuing operations (I-II) | | (8,291) | (9,153) |
| Tax expense: | | | |
| Current Tax | | - | - |
| (Loss) for the year from continuing operations | | (8,291) | (9,153) |
| Other comprehensive income | | - | - |
| Total other comprehensive income for the year, net of tax | | - | - |
| Total comprehensive (loss) for the year, net of tax | | (8,291) | (9,153) |
| Earnings per equity share: | 13 | | |
| (1) Basic | | (0.83) | (0.92) |
| (2) Diluted | | (0.83) | (0.92) |

Summary of significant accounting policies 3

The accompanying notes are an integral part of the financial statements.

As per our report of even date

For Rajeev & Ajay
Firm registration No : 009977N
Chartered Accountants

Rajeev Sabharwal
Partner
Membership No. : 084833



For and on behalf of the Board of Directors of
GAMBIT PROPBUILD PRIVATE LIMITED

Rangswamy Harirajan
Director
DIN-06785533

Rohit Mehta
Director
DIN-06961182

Place : New Delhi
Date : 13 May 2019

GAMETE PROPBUILD PRIVATE LIMITED
BALANCE SHEET AS AT 31 MARCH 2019
(Amount in rupees, unless otherwise stated)

| | Notes | As at 31 March 2019 | As at 31 March 2018 |
|--|-------|------------------------|------------------------|
| ASSETS | | | |
| Current assets | | | |
| Inventories | 4 | 21,846,517 | 21,846,517 |
| Financial assets | | | |
| Cash and cash equivalents | 5 | 15,320 | 17,838 |
| Other financial assets | 6 | 34,414 | 34,414 |
| Total Assets | | 21,896,251 | 21,898,769 |
| EQUITY AND LIABILITIES | | | |
| Equity | | | |
| Equity share capital | 7 | 100,000 | 100,000 |
| Other equity | 8 | (288,707) | (281,351) |
| Total equity | | (188,707) | (181,351) |
| LIABILITIES | | | |
| Current liabilities | | | |
| Financial liabilities | | | |
| Trade payables | 9 | - | - |
| -total outstanding dues of micro and small enterprises | | 5,902 | 5,311 |
| -total outstanding dues other than micro and small enterprises | | | |
| Other current liabilities | 10 | 22,079,056 | 22,074,809 |
| Total liabilities | | 22,084,958 | 22,080,120 |
| Total Equity and Liabilities | | 21,896,251 | 21,898,769 |

Summary of significant accounting policies

3

The accompanying notes are an integral part of the financial statements.

As per our report of even date

For Rajeev & Ajay
Firm registration No. 009977N
Chartered Accountants

Rajeev Sabharwal
Partner
Membership No. : 084833

For and on behalf of the Board of Directors of
GAMETE PROPBUILD PRIVATE LIMITED

Akshat Maheshwari
Director
DIN-07504909

Ravi Bansal
Director
DIN-06719785

Place : New Delhi
Date : 13 May 2019

①

GAMETE PROPBUILD PRIVATE LIMITED
STATEMENT OF PROFIT AND LOSS FOR THE YEAR ENDED 31 MARCH 2019
(Amount in rupees, unless otherwise stated)

| Particulars | Notes | 31 March 2019 | 31 March 2018 |
|--|-------|----------------|----------------|
| Revenue | | - | - |
| Total Income (I) | | - | - |
| EXPENSES | | | |
| Finance costs | 11 | 118 | 89 |
| Other expenses | 12 | 7,238 | 7,298 |
| Total Expenses (II) | | 7,356 | 7,387 |
| (Loss) before tax from continuing operations (I-II) | | (7,356) | (7,387) |
| Tax expense: | | | |
| Current tax | | - | - |
| (Loss) for the year from continuing operations | | (7,356) | (7,387) |
| Other comprehensive income | | - | - |
| Total other comprehensive income for the year, net of tax | | - | - |
| Total comprehensive (loss) for the year, net of tax | | (7,356) | (7,387) |
| Earnings per equity share: | 13 | | |
| (1) Basic | | (0.74) | (0.74) |
| (2) Diluted | | (0.74) | (0.74) |

Summary of significant accounting policies

3

The accompanying notes are an integral part of the financial statements.

As per our report of even date

For Rajeev & Ajay

Firm registration No : 009977N

Chartered Accountants

Rajeev Subharwal

Partner

Membership No. : 084893



For and on behalf of the Board of Directors of

GAMETE PROPBUILD PRIVATE LIMITED

Akshat Maheshwari

Director

DIN-07504909

Akshat

Ravi Bansal

Director

DIN-06719785

Ravi

Place : New Delhi

Date : 13 May 2019

GAMUT PROPBUILD PRIVATE LIMITED
BALANCE SHEET AS AT 31 MARCH 2019
(Amount in rupees, unless otherwise stated)

| | Notes | As at 31 March 2019 | As at 31 March 2018 |
|--|-------|------------------------|------------------------|
| ASSETS | | | |
| Current assets | | | |
| Inventories | 4 | 11,300,001 | 11,894,022 |
| Financial assets | | | |
| Cash and cash equivalents | 5 | 24,416 | 18,256 |
| Other financial assets | 6 | 1,209,393 | 1,922,401 |
| Other current assets | 7 | 50,666 | - |
| Total Assets | | 12,584,476 | 13,834,679 |
| EQUITY AND LIABILITIES | | | |
| Equity | | | |
| Equity share capital | 8 | 100,000 | 100,000 |
| Other equity | 9 | (283,101) | (266,580) |
| Total equity | | (183,101) | (166,580) |
| LIABILITIES | | | |
| Current liabilities | | | |
| Financial liabilities | | | |
| Trade payables | 10 | - | - |
| -total outstanding dues of micro and small enterprises | | 5,900 | 5,310 |
| -total outstanding dues other than micro and small enterprises | | | |
| Other current liabilities | 11 | 12,761,677 | 13,995,949 |
| Total liabilities | | 12,767,577 | 14,001,259 |
| Total Equity and Liabilities | | 12,584,476 | 13,834,679 |

Summary of significant accounting policies

3

The accompanying notes are an integral part of the financial statements.

As per our report of even date

For Rajeev & Ajay
Firm registration No : 009977N
Chartered Accountants

Rajeev Sabharwal
Partner
Membership No. : 084833



For and on behalf of the Board of Directors of
GAMUT PROPBUILD PRIVATE LIMITED

Aekta Jain
Director
DIN-06776771

Kul Bhushan
Director
DIN-08129099

Place : New Delhi
Date : 13 May 2019

GAMUT PROPBUILD PRIVATE LIMITED
STATEMENT OF PROFIT AND LOSS FOR THE YEAR ENDED 31 MARCH 2019
(Amount in rupees, unless otherwise stated)

| Particulars | Notes | 31 March 2019 | 31 March 2018 |
|--|-------|-----------------|----------------|
| Other income | 12 | 506,669 | - |
| Total Income (I) | | 506,669 | - |
| EXPENSES | | | |
| Finance costs | 13 | 448 | 89 |
| Other expenses | 14 | 522,742 | 8,857 |
| Total Expenses (II) | | 523,190 | 8,946 |
| (Loss) before tax from continuing operations (I-II) | | (16,521) | (8,946) |
| Tax expense: | | | |
| Current tax | | - | - |
| (Loss) for the year from continuing operations | | (16,521) | (8,946) |
| Other comprehensive income | | - | - |
| Total other comprehensive income for the year, net of tax | | - | - |
| Total comprehensive (loss) for the year, net of tax | | (16,521) | (8,946) |
| Earnings per equity share: | 15 | | |
| (1) Basic | | (1.65) | (0.89) |
| (2) Diluted | | (1.65) | (0.89) |

Summary of significant accounting policies

3

The accompanying notes are an integral part of the financial statements.

As per our report of even date

For Rajeev & Ajay
Firm registration No : 009977/N
Chartered Accountants

Rajeev Sabharwal
Partner
Membership No. : 084833



For and on behalf of the Board of Directors of
GAMUT PROPBUILD PRIVATE LIMITED

Aekta Jain
Director
DIN-06776771

Aekta Jain

Kul Bhushan
Director
DIN-08129099

Kul Bhushan

Place : New Delhi
Date : 13 May 2019

GARLAND ESTATES PRIVATE LIMITED
BALANCE SHEET AS AT 31 MARCH 2019
(Amount in rupees, unless otherwise stated)

ASSETS

Non-current assets

Financial assets
Investments

| Notes | As at 31 March 2019 | As at 31 March 2018 |
|-------|------------------------|------------------------|
| 4 | 300,000 | 300,000 |
| | <u>300,000</u> | <u>300,000</u> |

Current assets

Inventories
Financial assets
Cash and cash equivalents
Other financial assets
Other current assets

| | | |
|---|--------------------|--------------------|
| 5 | 205,683,860 | 765,812,704 |
| 6 | 3,105,753 | 18,614 |
| 7 | 42,527,110 | 57,795,359 |
| 8 | 441,958 | 314,803 |
| | <u>251,758,681</u> | <u>823,941,480</u> |

Total Assets

| | |
|--------------------|--------------------|
| <u>252,058,681</u> | <u>824,241,480</u> |
|--------------------|--------------------|

EQUITY AND LIABILITIES

Equity

Equity share capital
Other equity
Total equity

| | | |
|----|------------------|------------------|
| 9 | 100,000 | 100,000 |
| 10 | (537,488) | (503,534) |
| | <u>(437,488)</u> | <u>(403,534)</u> |

LIABILITIES

Current liabilities

Financial liabilities
Trade payables
-total outstanding dues of micro and small enterprises
-total outstanding dues other than micro and small enterprises
Other current liabilities
Total liabilities

| | | |
|----|--------------------|--------------------|
| 11 | | |
| | 14,000 | 5,310 |
| 12 | 252,482,169 | 824,639,704 |
| | <u>252,496,169</u> | <u>824,645,014</u> |

Total Equity and Liabilities

| | |
|--------------------|--------------------|
| <u>252,058,681</u> | <u>824,241,480</u> |
|--------------------|--------------------|

Summary of significant accounting policies

3

The accompanying notes are an integral part of the financial statements.

As per our report of even date

For MNV & CO.

Firm Reg. No.: 023682N

Chartered Accountants


Vikrant Suri
Partner
Membership No.: 505887

Place : New Delhi

Date : 13 May 2019

For and on behalf of the Board of Directors of
GARLAND ESTATES PRIVATE LIMITED


Manish Kumar
Director
DIN-08376570


Pravesh Kumar
Director
DIN-08376738

8

GARLAND ESTATES PRIVATE LIMITED
STATEMENT OF PROFIT AND LOSS FOR THE YEAR ENDED 31 MARCH 2019
(Amount in rupees, unless otherwise stated)

| Particulars | Notes | 31 March 2019 | 31 March 2018 |
|---|-------|------------------|-----------------|
| Revenue from operations | 13 | - | 248 |
| Other income | 14 | 1,271,553 | - |
| Total Income | | 1,271,553 | 248 |
| EXPENSES | | | |
| Finance costs | 15 | 77 | 105 |
| Other expenses | 16 | 1,305,430 | 12,287 |
| Total Expenses | | 1,305,507 | 12,392 |
| (Loss) before tax from continuing operations | | (33,954) | (12,144) |
| Tax expense: | | | |
| Current tax | | - | - |
| (Loss) for the year from continuing operations | | (33,954) | (12,144) |
| Other comprehensive income | | - | - |
| Total other comprehensive income for the year, net of tax | | - | - |
| Total comprehensive income/(loss) for the year, net of tax | | (33,954) | (12,144) |
| Earnings per equity share: | 17 | | |
| Basic (Rs.) | | (3.40) | (1.21) |
| Diluted (Rs.) | | (3.40) | (1.21) |
| Summary of significant accounting policies | 3 | | |

The accompanying notes are an integral part of the financial statements.

As per our report of even date

For MNV & CO.
Firm Reg. No.: 023682N
Chartered Accountants


Vinod Suri
Partner
Membership No.: 505887

For and on behalf of the Board of Directors of
GARLAND ESTATES PRIVATE LIMITED


Manish Kumar
Director
DIN-08376570


Pravesh Kumar
Director
DIN-08376738

Place : New Delhi
Date : 13 May 2019

GARNET PROPBUILD PRIVATE LIMITED
BALANCE SHEET AS AT 31 MARCH 2019
(Amount in rupees, unless otherwise stated)

| | Notes | As at 31 March 2019 | As at 31 March 2018 |
|--|-------|------------------------|------------------------|
| ASSETS | | | |
| Current assets | | | |
| Inventories | 4 | 4,194,254 | 4,178,023 |
| Financial assets | | | |
| Cash and cash equivalents | 5 | 25,326 | 18,521 |
| Total Assets | | 4,219,580 | 4,196,544 |
| EQUITY AND LIABILITIES | | | |
| Equity | | | |
| Equity share capital | 6 | 100,000 | 100,000 |
| Other equity | 7 | (2,149,107) | (2,134,490) |
| Total equity | | (2,049,107) | (2,034,490) |
| LIABILITIES | | | |
| Current liabilities | | | |
| Financial liabilities | | | |
| Trade payables | 8 | - | - |
| -total outstanding dues of micro and small enterprises | | 5,899 | 5,309 |
| -total outstanding dues other than micro and small enterprises | 9 | 6,262,788 | 6,225,725 |
| Other current liabilities | 10 | - | - |
| Provisions | | | |
| Total liabilities | | 6,268,687 | 6,231,034 |
| Total Equity and Liabilities | | 4,219,580 | 4,196,544 |

Summary of significant accounting policies

3

The accompanying notes are an integral part of the financial statements.

As per our report of even date

For Rajeev & Ajay
Firm registration No: 009977N
Chartered Accountants

Rajeev Sabharwal
Partner
Membership No. : 084833

Place : New Delhi
Date : 13 May 2019

For and on behalf of the Board of Directors of
GARNET PROPBUILD PRIVATE LIMITED

Aekta Jain
Director
DIN-06776771

Shah Manbool Alam
Director
DIN-06694170

GARNET PROPBUILD PRIVATE LIMITED
STATEMENT OF PROFIT AND LOSS FOR THE YEAR ENDED 31 MARCH 2019
(Amount in rupees, unless otherwise stated)

| Particulars | Notes | 31 March 2019 | 31 March 2018 |
|---|-------|---------------|---------------|
| Revenue | | - | - |
| Total Income | | - | - |
| EXPENSES | | | |
| Finance costs | 11 | - | 89 |
| Other expenses | 12 | 14,617 | 9,481 |
| Total Expenses | | 14,617 | 9,570 |
| (Loss) before tax from continuing operations | | (14,617) | (9,570) |
| Tax expense: | | | |
| Current tax | | - | - |
| (Loss) for the year from continuing operations | | (14,617) | (9,570) |
| Other comprehensive income | | - | - |
| Total other comprehensive income for the year, net of tax | | - | - |
| Total comprehensive income/(loss) for the year, net of tax | | (14,617) | (9,570) |
| Earnings per equity share: | 13 | | |
| (1) Basic | | (1.46) | (0.96) |
| (2) Diluted | | (1.46) | (0.96) |

Summary of significant accounting policies

3

The accompanying notes are an integral part of the financial statements.

As per our report of even date

For Rajeev & Ajay
Firm registration No. 009977N
Chartered Accountants

Rajeev Sabharwal
Partner
Membership No. : 084833



For and on behalf of the Board of Directors of
GARNET PROPBUILD PRIVATE LIMITED

Aekta Jain
Director
DIN-06776771

Shah Maqbool Alam
Director
DIN-06694170

Aekta Jain

Shah Maqbool Alam

Place : New Delhi
Date : 13 May 2019

GARUDA PROPERTIES PRIVATE LIMITED
BALANCE SHEET AS AT 31 MARCH 2019
(Amount in rupees, unless otherwise stated)

| | Notes | As at 31 March 2019 | As at 31 March 2018 |
|--|-------|------------------------|------------------------|
| ASSETS | | | |
| Current assets | | | |
| Inventories | 4 | 192,715,326 | 355,802,596 |
| Financial assets | | | |
| Cash and cash equivalents | 5 | 14,935 | 18,453 |
| Total Assets | | 192,730,261 | 355,821,049 |
| EQUITY AND LIABILITIES | | | |
| Equity | | | |
| Equity share capital | 6 | 100,000 | 100,000 |
| Other equity | 7 | (632,723) | (618,612) |
| Total equity | | (532,723) | (518,612) |
| LIABILITIES | | | |
| Current liabilities | | | |
| Financial liabilities | | | |
| Trade payables | 8 | - | - |
| -total outstanding dues of micro and small enterprises | | 5,899 | 5,310 |
| -total outstanding dues other than micro and small enterprises | 9 | 193,257,085 | 356,334,351 |
| Other current liabilities | | 193,262,984 | 356,339,661 |
| Total liabilities | | 192,730,261 | 355,821,049 |
| Total Equity and Liabilities | | | |

Summary of significant accounting policies

3

The accompanying notes are an integral part of the financial statements.

As per our report of even date

For MNV & CO.
Firm Reg. No.: 023682N
Chartered Accountants


Vikram Suri
Partner
Membership No.: 505887

Place : New Delhi
Date : 13 May 2019

For and on behalf of the Board of Directors of
GARUDA PROPERTIES PRIVATE LIMITED


Narendra Vashisht
Director
DIN-06713906


Kul Bhushan
Director
DIN-08129099

5

GARUDA PROPERTIES PRIVATE LIMITED
STATEMENT OF PROFIT AND LOSS FOR THE YEAR ENDED 31 MARCH 2019
(Amount in rupees, unless otherwise stated)

| Particulars | Notes | 31 March 2019 | 31 March 2018 |
|--|-------|---------------|---------------|
| Revenue | | - | - |
| Total Income | | - | - |
| EXPENSES | | | |
| Finance costs | 10 | 118 | 89 |
| Other expenses | 11 | 13,993 | 9,480 |
| Total Expenses | | 14,111 | 9,569 |
| (Loss) before tax from continuing operations | | (14,111) | (9,569) |
| Tax expense: | | | |
| Current tax | | - | - |
| (Loss) for the year from continuing operations | | (14,111) | (9,569) |
| Other comprehensive income | | - | - |
| Total other comprehensive income for the year, net of tax | | - | - |
| Total comprehensive (loss) for the year, net of tax | | (14,111) | (9,569) |
| Earnings per equity share: | 12 | | |
| (1) Basic | | (1.41) | (0.96) |
| (2) Diluted | | (1.41) | (0.96) |
| Summary of significant accounting policies | 3 | | |


The accompanying notes are an integral part of the financial statements.

As per our report of even date

For MNV & CO.
Firm Reg. No.: 023682N
Chartered Accountants


Vikrant Suri
Partner
Membership No.: 505887

For and on behalf of the Board of Directors of
GARUDA PROPERTIES PRIVATE LIMITED


Narendra Vashisht
Director
DIN-06713906


Kul Bhushan
Director
DIN-08129099

Place : New Delhi
Date : 13 May 2019

GATEAU PROPBUILD PRIVATE LIMITED
BALANCE SHEET AS AT 31 MARCH 2019
(Amount in rupees, unless otherwise stated)

| | Notes | As at 31 March 2019 | As at 31 March 2018 |
|--|-------|------------------------|------------------------|
| ASSETS | | | |
| Current assets | | | |
| Inventories | 4 | 7,707,660 | 8,640,039 |
| Financial assets | | | |
| Cash and cash equivalents | 5 | 14,780 | 18,298 |
| Other financial assets | 6 | 2,053,788 | 2,053,788 |
| Total Assets | | 9,776,228 | 10,712,125 |
| EQUITY AND LIABILITIES | | | |
| Equity | | | |
| Equity share capital | 7 | 100,000 | 100,000 |
| Other equity | 8 | (126,259) | (111,421) |
| Total equity | | (26,259) | (11,421) |
| LIABILITIES | | | |
| Current liabilities | | | |
| Financial liabilities | | | |
| Trade payables | 9 | - | - |
| -total outstanding dues of micro and small enterprises | | - | - |
| -total outstanding dues other than micro and small enterprises | | 5,903 | 5,313 |
| Other current liabilities | 10 | 9,796,584 | 10,718,233 |
| Provisions | 11 | - | - |
| Total liabilities | | 9,802,487 | 10,723,546 |
| Total Equity and Liabilities | | 9,776,228 | 10,712,125 |

Summary of significant accounting policies

3

The accompanying notes are an integral part of the financial statements.

As per our report of even date

For Rajeev & Ajay
Firm registration No : 009977N
Chartered Accountants

Rajeev Sabharwal
Partner
Membership No. : 084833

Place : New Delhi
Date : 13 May 2019

For and on behalf of the Board of Directors of
GATEAU PROPBUILD PRIVATE LIMITED

Aekta Jain
Director
DIN-06776771

Kul Bhushan
Director
DIN-08129099

GATEAU PROPBUILD PRIVATE LIMITED
STATEMENT OF PROFIT AND LOSS FOR THE YEAR ENDED 31 MARCH 2019
(Amount in rupees, unless otherwise stated)

| Particulars | Notes | 31 March 2019 | 31 March 2018 |
|--|-------|-----------------|-----------------|
| Revenue | | - | - |
| Total Income | | - | - |
| EXPENSES | | | |
| Finance costs | 12 | 118 | 89 |
| Other expenses | 13 | 14,720 | 15,619 |
| Total Expenses | | 14,838 | 15,708 |
| (Loss) before tax from continuing operations | | (14,838) | (15,708) |
| Tax expense: | | | |
| Current tax | | - | - |
| (Loss) for the year from continuing operations | | (14,838) | (15,708) |
| Other comprehensive income | | - | - |
| Total other comprehensive income for the year, net of tax | | - | - |
| Total comprehensive (loss) for the year, net of tax | | (14,838) | (15,708) |
| Earnings per equity share: | 14 | | |
| (1) Basic | | (1.48) | (1.57) |
| (2) Diluted | | (1.48) | (1.57) |

Summary of significant accounting policies

3

The accompanying notes are an integral part of the financial statements.

As per our report of even date

For Rajeev & Ajay
Firm registration No : 009977N
Chartered Accountants

Rajeev Sabharwal
Partner
Membership No. : 084833



For and on behalf of the Board of Directors of
GATEAU PROPBUILD PRIVATE LIMITED

Aekta Jain
Director
DIN-06776771

Kul Bhushan
Director
DIN-08129099

Place : New Delhi
Date : 13 May 2019

GAUCHO PROPBUILD PRIVATE LIMITED
BALANCE SHEET AS AT 31 MARCH 2019
(Amount in rupees, unless otherwise stated)

| | Notes | As at 31 March 2019 | As at 31 March 2018 |
|--|-------|------------------------|------------------------|
| ASSETS | | | |
| Current assets | | | |
| Inventories | 4 | 25,723,732 | 25,908,484 |
| Financial assets | | | |
| Cash and cash equivalents | 5 | 25,660 | 29,855 |
| Other financial assets | 6 | 21,724,878 | 21,724,878 |
| Total Assets | | 47,474,270 | 47,663,217 |
| EQUITY AND LIABILITIES | | | |
| Equity | | | |
| Equity share capital | 7 | 100,000 | 100,000 |
| Other equity | 8 | (200,765) | (185,836) |
| Total equity | | (100,765) | (85,836) |
| LIABILITIES | | | |
| Current liabilities | | | |
| Financial liabilities | | | |
| Trade payables | 9 | - | - |
| -total outstanding dues of micro and small enterprises | | - | - |
| -total outstanding dues other than micro and small enterprises | | 5,901 | 5,310 |
| Other current liabilities | 10 | 47,569,134 | 47,743,743 |
| Provisions | 11 | - | - |
| Total liabilities | | 47,575,035 | 47,749,053 |
| Total Equity and Liabilities | | 47,474,270 | 47,663,217 |

Summary of significant accounting policies

The accompanying notes are an integral part of the financial statements.

As per our report of even date

For Rajeev & Ajay

Firm registration No : 009977N
Chartered Accountants

Rajeev Sabharwal
Partner
Membership No. : 084833

Place : New Delhi
Date : 13 May 2019

For and on behalf of the Board of Directors of
GAUCHO PROPBUILD PRIVATE LIMITED

Shah Maqbool Alam
Director
DIN-06694170

Kul Bhushan
Director
DIN-08129099

GAUCHO PROPBUILD PRIVATE LIMITED
STATEMENT OF PROFIT AND LOSS FOR THE YEAR ENDED 31 MARCH 2019
(Amount in rupees, unless otherwise stated)

| Particulars | Notes | 31 March 2019 | 31 March 2018 |
|--|-------|---------------|---------------|
| Revenue | | - | - |
| Total Income | | - | - |
| EXPENSES | | | |
| Finance costs | 12 | - | 89 |
| Other expenses | 13 | 14,929 | 8,857 |
| Total Expenses | | 14,929 | 8,946 |
| (Loss) before tax from continuing operations | | (14,929) | (8,946) |
| Tax expense: | | | |
| Current tax | | - | - |
| (Loss) for the year from continuing operations | | (14,929) | (8,946) |
| Other comprehensive income | | - | - |
| Total other comprehensive income for the year, net of tax | | - | - |
| Total comprehensive (loss) for the year, net of tax | | (14,929) | (8,946) |
| Earnings per equity share: | 14 | | |
| (1) Basic | | (1.49) | (0.89) |
| (2) Diluted | | (1.49) | (0.89) |

Summary of significant accounting policies

3

The accompanying notes are an integral part of the financial statements.

As per our report of even date

For Rajeev & Ajay
Firm registration No : 009977N
Chartered Accountants

Rajeev Sabharwal
Partner
Membership No. : 084833



For and on behalf of the Board of Directors of
GAUCHO PROPBUILD PRIVATE LIMITED

Shah Maqbool Alam
Director
DIN-06694170

Kul Bhushan
Director
DIN-08129099

Place : New Delhi
Date : 13 May 2019

GAUGE PROPBUILD PRIVATE LIMITED
BALANCE SHEET AS AT 31 MARCH 2019
(Amount in rupees, unless otherwise stated)

ASSETS

Current assets

| |
|---------------------------|
| Inventories |
| Financial assets |
| Cash and cash equivalents |
| Other financial assets |
| Other current assets |
| Total Assets |

| Notes | As at 31 March 2019 | As at 31 March 2018 |
|-------|------------------------|------------------------|
| 4 | 22,597,815 | 41,504,134 |
| 5 | 25,666 | 18,656 |
| 6 | 9,944,442 | 20,688,732 |
| 7 | 182,004 | 182,004 |
| | 32,749,927 | 62,393,526 |

EQUITY AND LIABILITIES

Equity

| |
|----------------------|
| Equity share capital |
| Other equity |
| Total equity |

| | | |
|---|------------------|------------------|
| 8 | 100,000 | 100,000 |
| 9 | (240,022) | (224,574) |
| | (140,022) | (124,574) |

LIABILITIES

Current liabilities

| |
|--|
| Financial liabilities |
| Trade payables |
| -total outstanding dues of micro and small enterprises |
| -total outstanding dues other than micro and small enterprises |
| Other current liabilities |
| Total liabilities |

| | | |
|----|-------------------|-------------------|
| 10 | - | - |
| | 5,901 | 5,311 |
| 11 | 32,884,048 | 62,512,789 |
| | 32,889,949 | 62,518,100 |

Total Equity and Liabilities

| | |
|-------------------|-------------------|
| 32,749,927 | 62,393,526 |
|-------------------|-------------------|

Summary of significant accounting policies

3

The accompanying notes are an integral part of the financial statements.

As per our report of even date

For Rajeev & Ajay
Firm registration No. 009977N3
Chartered Accountants

Rajeev Sabharwal
Partner
Membership No. : 084813



For and on behalf of the Board of Directors of
GAUGE PROPBUILD PRIVATE LIMITED

Sudesh Pal Singh
Director
DIN-01888151

Kul Bhushan
Director
DIN-08129099

Place : New Delhi
Date : 13 May 2019

GAUGE PROPBUILD PRIVATE LIMITED
STATEMENT OF PROFIT AND LOSS FOR THE YEAR ENDED 31 MARCH 2019
(Amount in rupees, unless otherwise stated)

| Particulars | Notes | 31 March 2019 | 31 March 2018 |
|--|-------|---------------|---------------|
| Revenue | | - | - |
| Total Income | | - | - |
| EXPENSES | | | |
| Finance costs | 12 | - | 148 |
| Other expenses | 13 | 15,448 | 9,481 |
| Total Expenses | | 15,448 | 9,629 |
| (Loss) before tax from continuing operations | | (15,448) | (9,629) |
| Tax expense: | | | |
| Current tax | | - | - |
| (Loss) for the year from continuing operations | | (15,448) | (9,629) |
| Other comprehensive income | | - | - |
| Total other comprehensive income for the year, net of tax | | - | - |
| Total comprehensive (loss) for the year, net of tax | | (15,448) | (9,629) |
| Earnings per equity share: | 14 | | |
| (1) Basic | | (1.54) | (0.96) |
| (2) Diluted | | (1.54) | (0.96) |

Summary of significant accounting policies

3

The accompanying notes are an integral part of the financial statements.

As per our report of even date

For Rajeev & Ajay
Firm registration No. 009977N
Chartered Accountants

Rajeev Sabharwal
Partner
Membership No. : 084833



For and on behalf of the Board of Directors of
GAUGE PROPBUILD PRIVATE LIMITED

Sudesh Pal Singh
Director
DIN-01888151

Kul Bhushan
Director
DIN-08129099

Place : New Delhi
Date : 13 May 2019

GAUNTLET PROPBUILD PRIVATE LIMITED
BALANCE SHEET AS AT 31 MARCH 2019
(Amount in Rupees, unless otherwise stated)

ASSETS

Current assets

Inventories

Financial assets

Cash and cash equivalents

Total assets

EQUITY AND LIABILITIES

Equity

Equity share capital

Other equity

Total equity

LIABILITIES

Current liabilities

Financial liabilities

Trade payables

-total outstanding dues of micro and small enterprises

-total outstanding dues other than micro and small enterprises

Other current liabilities

Total liabilities

Total equity and liabilities

Summary of significant accounting policies

The accompanying notes are an integral part of the financial statements.

As per our report of even date

For Rajeev & Ajay

Firm registration No : 009977N

Chartered Accountants

Rajeev Sabharwal

Partner

Membership No. : 084833



Place : New Delhi

Date : 13 May 2019

| Notes | As at | |
|-------|-------------------|-------------------|
| | 31 March 2019 | 31 March 2018 |
| 4 | 21,468,588 | 36,728,445 |
| 5 | 15,239 | 18,757 |
| | 21,483,827 | 36,747,202 |
| 6 | 100,000 | 100,000 |
| 7 | (774,934) | (760,509) |
| | (674,934) | (660,509) |
| 8 | 5,901 | 5,311 |
| 9 | 22,52,860 | 37,402,400 |
| | 22,58,761 | 37,407,711 |
| | 21,483,827 | 36,747,202 |

3

For and on behalf of the Board of Directors of

GAUNTLET PROPBUILD PRIVATE LIMITED

Bhupinder Rajaswant Singh

Director

DIN-06583432

Sudesh Pal Singh

Director

DIN-01888151

GAUNTLET PROPBUILD PRIVATE LIMITED
STATEMENT OF PROFIT AND LOSS FOR THE YEAR ENDED 31 MARCH 2019
(Amount in rupees, unless otherwise stated)

| Particulars | Notes | 31 March 2019 | 31 March 2018 |
|--|-------|-----------------|-----------------|
| Revenue | | - | - |
| Total Income (I) | | - | - |
| EXPENSES | | | |
| Finance costs | 10 | 118 | 89 |
| Other expenses | 11 | 14,307 | 10,312 |
| Total Expenses (II) | | 14,425 | 10,401 |
| (Loss) before tax from continuing operations (I-II) | | (14,425) | (10,401) |
| Tax expense: | | | |
| Current tax | | - | - |
| (Loss) for the year from continuing operations | | (14,425) | (10,401) |
| Other comprehensive income | | - | - |
| Total other comprehensive income for the year, net of tax | | - | - |
| Total comprehensive (loss) for the year, net of tax | | (14,425) | (10,401) |
| Earnings per equity share: | 12 | | |
| (1) Basic | | (1.44) | (1.04) |
| (2) Diluted | | (1.44) | (1.04) |

Summary of significant accounting policies

3

The accompanying notes are an integral part of the financial statements.

As per our report of even date

For Rajeev & Ajay
Firm registration No : 009977N
Chartered Accountants

Rajeev Subhaswal
Partner
Membership No. : 084833



For and on behalf of the Board of Directors of
GAUNTLET PROPBUILD PRIVATE LIMITED

Blupinder Rajaswant Singh
Director
DIN-06583432

Sudesh Pal Singh
Director
DIN-01888151

Place : New Delhi
Date : 13 May 2019

GAVEL PROPERTIES PRIVATE LIMITED
BALANCE SHEET AS AT 31 MARCH 2019
(Amount in rupees, unless otherwise stated)

| | Notes | As at 31 March 2019 | As at 31 March 2018 |
|--|-------|------------------------|------------------------|
| ASSETS | | | |
| Current assets | | | |
| Inventories | 4 | 112,849,410 | 112,849,410 |
| Financial assets | | | |
| Cash and cash equivalents | 5 | 15,251 | 18,769 |
| Total Assets | | 112,864,661 | 112,868,179 |
| EQUITY AND LIABILITIES | | | |
| Equity | | | |
| Equity share capital | 6 | 100,000 | 100,000 |
| Other equity | 7 | (122,754) | (105,318) |
| Total equity | | (22,754) | (5,318) |
| LIABILITIES | | | |
| Current liabilities | | | |
| Financial liabilities | | | |
| Trade payables | 8 | - | - |
| -total outstanding dues of micro and small enterprises | | 5,900 | 5,310 |
| -total outstanding dues other than micro and small enterprises | | | |
| Other current liabilities | 9 | 112,881,515 | 112,868,187 |
| Total liabilities | | 112,887,415 | 112,873,497 |
| Total Equity and Liabilities | | 112,864,661 | 112,868,179 |

Summary of significant accounting policies

3

The accompanying notes are an integral part of the financial statements

As per our report of even date

For Rajeev & Ajay
Firm registration No : 009977M
Chartered Accountants

Rajeev Sabharwal
Partner
Membership No. : 084833



For and on behalf of the Board of Directors of
GAVEL PROPERTIES PRIVATE LIMITED

Sudesh Pal Singh
Director
DIN-01888151

Kul Bhushan
Director
DIN-08129099

Place : New Delhi
Date : 13 May 2019

⑧

GAVEL PROPERTIES PRIVATE LIMITED
STATEMENT OF PROFIT AND LOSS FOR THE YEAR ENDED 31 MARCH 2019
(Amount in rupees, unless otherwise stated)

| Particulars | Notes | 31 March 2019 | 31 March 2018 |
|--|-------|---------------|---------------|
| Revenue | | - | - |
| Total Income | | - | - |
| EXPENSES | | | |
| Finance costs | 10 | 118 | 89 |
| Other expenses | 11 | 17,318 | 11,040 |
| Total Expenses | | 17,436 | 11,129 |
| (Loss) before tax from continuing operations | | (17,436) | (11,129) |
| Tax expense: | | | |
| Current tax | | - | - |
| (Loss) for the year from continuing operations | | (17,436) | (11,129) |
| Other comprehensive income | | - | - |
| Total other comprehensive income for the year, net of tax | | - | - |
| Total comprehensive (loss) for the year, net of tax | | (17,436) | (11,129) |
| Earnings per equity share: | 12 | | |
| (1) Basic | | (1.74) | (1.11) |
| (2) Diluted | | (1.74) | (1.11) |

Summary of significant accounting policies

3

The accompanying notes are an integral part of the financial statements.

As per our report of even date

For Rajeev & Ajay
Firm registration No : 009977M
Chartered Accountants

Rajeev Sabharwal
Partner
Membership No. : 084833



For and on behalf of the Board of Directors of
GAVEL PROPERTIES PRIVATE LIMITED

Sudesh Pal Singh
Director
DIN-01888151

Kul Bhushan
Director
DIN-08129099

Place : New Delhi
Date : 13 May 2019

GEMS BUILDCON PRIVATE LIMITED
BALANCE SHEET AS AT 31 MARCH 2019
(Amount in rupees, unless otherwise stated)

| | Notes | As at 31 March 2019 | As at 31 March 2018 |
|--|-------|---------------------------|---------------------------|
| ASSETS | | | |
| Non-current assets | | | |
| Financial assets | | | |
| Investments | 4 | 100,000 | 100,000 |
| | | <u>100,000</u> | <u>100,000</u> |
| Current assets | | | |
| Inventories | 5 | 305,351,201 | 897,712,413 |
| Financial assets | | | |
| Cash and cash equivalents | 6 | 25,120 | 1,421,407 |
| Other financial assets | 7 | 79,831,830 | 88,021,003 |
| Other current assets | 8 | 696,471 | 340,964 |
| | | <u>385,904,622</u> | <u>987,495,787</u> |
| Total Assets | | <u>386,004,622</u> | <u>987,595,787</u> |
| EQUITY AND LIABILITIES | | | |
| Equity | | | |
| Equity share capital | 9 | 100,000 | 100,000 |
| Other equity | 10 | (332,357) | (221,460) |
| Total equity | | <u>(232,357)</u> | <u>(121,460)</u> |
| LIABILITIES | | | |
| Current liabilities | | | |
| Financial liabilities | | | |
| Trade payables | 11 | - | - |
| -total outstanding dues of micro and small enterprises | | | |
| -total outstanding dues other than micro and small enterprises | | 40,777 | 9,960,903 |
| Other current liabilities | 12 | 386,196,202 | 977,756,344 |
| Total liabilities | | <u>386,236,979</u> | <u>987,717,247</u> |
| Total Equity and Liabilities | | <u>386,004,622</u> | <u>987,595,787</u> |

Summary of significant accounting policies

3

The accompanying notes are an integral part of the financial statements.

As per our report of even date

For MNV & CO.

Firm Reg. No.: 003682N

Chartered Accountants


Vikramt Suri
Partner
Membership No.: 505887

Place : New Delhi
Date : 13 May 2019

For and on behalf of the Board of Directors of
GEMS BUILDCON PRIVATE LIMITED


Sudesh Pal Singh
Director
DIN-01888151


Mukesh Kumar Gupta
Director
DIN-02354428

GEMS BUILDCON PRIVATE LIMITED
STATEMENT OF PROFIT AND LOSS FOR THE YEAR ENDED 31 MARCH 2019
(Amount in rupees, unless otherwise stated)

| Particulars | Notes | 31 March 2019 | 31 March 2018 |
|---|-------|------------------|------------------|
| Other income | 13 | 6,765,640 | 128,993 |
| Total Income | | 6,765,640 | 128,993 |
| EXPENSES | | | |
| Finance costs | 14 | 153 | 91 |
| Other expenses | 15 | 6,876,384 | 483,542 |
| Total Expenses | | 6,876,537 | 483,633 |
| (Loss) before tax from continuing operations | | (110,897) | (354,640) |
| Tax expense: | | | |
| Current tax | | - | - |
| (Loss) for the year from continuing operations | | (110,897) | (354,640) |
| Other comprehensive income | | - | - |
| Total other comprehensive income for the year, net of tax | | - | - |
| Total comprehensive income/(loss) for the year, net of tax | | (110,897) | (354,640) |
| Earnings per equity share: | 16 | | |
| (1) Basic | | (11.09) | (35.46) |
| (2) Diluted | | (11.09) | (35.46) |

Summary of significant accounting policies

3

The accompanying notes are an integral part of the financial statements.

As per our report of even date

For MNV & CO.
Firm Reg. No.: 02368274
Chartered Accountants

Vijayant Surt
Partner
Membership No.: 505887

Place : New Delhi
Date : 13 May 2019

For and on behalf of the Board of Directors of
GEMS BUILDCON PRIVATE LIMITED

Sudesh Pal Singh
Director
DIN-01888151

Mukesh Kumar Gupta
Director
DIN-02354428

GENRE PROPBUILD PRIVATE LIMITED
BALANCE SHEET AS AT 31 MARCH 2019
(Amount in rupees, unless otherwise stated)

| | Notes | As at 31 March 2019 | As at 31 March 2018 |
|--|-------|------------------------|------------------------|
| ASSETS | | | |
| Current assets | | | |
| Financial assets | | | |
| Cash and cash equivalents | 4 | 19,486 | 25,198 |
| Other current assets | 5 | - | - |
| Total assets | | 19,486 | 25,198 |
| EQUITY AND LIABILITIES | | | |
| Equity | | | |
| Equity share capital | 6 | 100,000 | 100,000 |
| Other equity | 7 | (54,433,769) | (54,426,219) |
| Total equity | | (54,333,769) | (54,326,219) |
| LIABILITIES | | | |
| Current liabilities | | | |
| Financial liabilities | | | |
| Trade payables | 8 | - | - |
| -total outstanding dues of micro and small enterprises | | 5,901 | 5,311 |
| -total outstanding dues other than micro and small enterprises | | - | - |
| Other current liabilities | 9 | 54,347,354 | 54,346,106 |
| Total liabilities | | 54,353,255 | 54,351,417 |
| Total Equity and Liabilities | | 19,486 | 25,198 |

Summary of significant accounting policies

3

The accompanying notes are an integral part of the financial statements.

As per our report of even date

For Rajeev & Ajay
Firm registration No : 009977N
Chartered Accountants

Rajeev Sabharwal
Partner
Membership No. : 084833



Place : New Delhi
Date : 13 May 2019

For and on behalf of the Board of Directors of
GENRE PROPBUILD PRIVATE LIMITED

Sujit Kumar Sahu

Sujit Kumar Sahu
Director
DIN-05141894

Sudesh Pal Singh

Sudesh Pal Singh
Director
DIN-01888151

[Signature]

GENRE PROPBUILD PRIVATE LIMITED
STATEMENT OF PROFIT AND LOSS FOR THE YEAR ENDED 31 MARCH 2019
(Amount in rupees, unless otherwise stated)

| Particulars | Notes | 31 March 2019 | 31 March 2018 |
|--|-------|----------------|---------------------|
| Revenue | | - | - |
| Total Income | | - | - |
| EXPENSES | | | |
| Finance costs | 10 | - | 89 |
| Other expenses | 11 | 7,550 | 54,071,667 |
| Total Expenses | | 7,550 | 54,071,756 |
| (Loss) before tax from continuing operations | | (7,550) | (54,071,756) |
| Tax expense: | | | |
| Current tax | | - | - |
| (Loss) for the year from continuing operations | | (7,550) | (54,071,756) |
| Other comprehensive income | | - | - |
| Total other comprehensive income for the year, net of tax | | - | - |
| Total comprehensive (loss) for the year, net of tax | | (7,550) | (54,071,756) |
| Earnings per equity share: | 12 | | |
| (1) Basic | | (0.76) | (5,407.18) |
| (2) Diluted | | (0.76) | (5,407.18) |

Summary of significant accounting policies

3

The accompanying notes are an integral part of the financial statements.

As per our report of even date

For Rajeev & Ajay
Firm registration No.: 009977N
Chartered Accountants

Rajeev Sabharwal
Partner
Membership No.: 084833



For and on behalf of the Board of Directors of
GENRE PROPBUILD PRIVATE LIMITED

Sujit Kumar Sahu

Sujit Kumar Sahu
Director
DIN-05141894

Sudesh Pal Singh
Sudesh Pal Singh
Director
DIN-01888151

Place : New Delhi
Date : 13 May 2019

GENTRY PROPBUILD PRIVATE LIMITED
BALANCE SHEET AS AT 31 MARCH 2019
(Amount in rupees, unless otherwise stated)

| | Notes | As at 31 March 2019 | As at 31 March 2018 |
|--|-------|------------------------|------------------------|
| ASSETS | | | |
| Current assets | | | |
| Inventories | 4 | 39,292,894 | 39,292,894 |
| Financial assets | | | |
| Cash and cash equivalents | 5 | 24,800 | 18,167 |
| Other financial assets | 6 | 135,648 | 631,895 |
| Other current assets | 7 | 323,935 | 262,217 |
| Total Assets | | 39,777,277 | 40,205,173 |
| EQUITY AND LIABILITIES | | | |
| Equity | | | |
| Equity share capital | 8 | 100,000 | 100,000 |
| Other equity | 9 | (434,729) | (426,815) |
| Total equity | | (334,729) | (326,815) |
| LIABILITIES | | | |
| Current liabilities | | | |
| Financial liabilities | | | |
| Trade payables | 10 | - | - |
| -total outstanding dues of micro and small enterprises | | 5,901 | 5,311 |
| -total outstanding dues other than micro and small enterprises | | - | - |
| Other current liabilities | 11 | 40,106,105 | 40,526,677 |
| Total liabilities | | 40,112,006 | 40,531,988 |
| Total Equity and Liabilities | | 39,777,277 | 40,205,173 |

Summary of significant accounting policies

3

The accompanying notes are an integral part of the financial statements.

As per our report of even date

For Rajeev & Ajay
Firm registration No : 009977IN
Chartered Accountants

Rajeev Sahharwal
Partner
Membership No : 0844833

Place : New Delhi
Date : 13 May 2019

For and on behalf of the Board of Directors of
GENTRY PROPBUILD PRIVATE LIMITED

Sudesh Pal Singh
Director
DIN-01888151

Sudhanshu Varma
Director
DIN-08291481

GENTRY PROPBUILD PRIVATE LIMITED
STATEMENT OF PROFIT AND LOSS FOR THE YEAR ENDED 31 MARCH 2019
(Amount in rupees, unless otherwise stated)

| Particulars | Notes | 31 March 2019 | 31 March 2018 |
|---|-------|----------------|----------------|
| Other income | 12 | 617,180 | - |
| Total Income (I) | | 617,180 | - |
| EXPENSES | | | |
| Finance costs | 13 | 53 | 142 |
| Other expenses | 14 | 625,041 | 6,986 |
| Total Expenses (II) | | 625,094 | 7,128 |
| (Loss) before tax from continuing operations (I-II) | | (7,914) | (7,128) |
| Tax expense: | | | |
| Current tax | | - | - |
| (Loss) for the year from continuing operations | | (7,914) | (7,128) |
| Other comprehensive income | | - | - |
| Total other comprehensive income for the year, net of tax | | - | - |
| Total comprehensive income/(loss) for the year, net of tax | | (7,914) | (7,128) |
| Earnings per equity share: | 15 | | |
| (1) Basic | | (0.79) | (0.71) |
| (2) Diluted | | (0.79) | (0.71) |
| Summary of significant accounting policies | 3 | | |

The accompanying notes are an integral part of the financial statements.

As per our report of even date

For Rajeev & Ajay
Firm registration No : 009927N
Chartered Accountants

Rajeev Sabharwal
Partner
Membership No. 084833



For and on behalf of the Board of Directors of
GENTRY PROPBUILD PRIVATE LIMITED

Sudesh Pal Singh
Director
DIN-01888151

Sudhanshu Varma
Director
DIN-08291481

Place : New Delhi
Date : 13 May 2019

GEODESY PROPERTIES PRIVATE LIMITED
BALANCE SHEET AS AT 31 MARCH 2019
(Amount in rupees, unless otherwise stated)

ASSETS

Current assets

Financial assets

Cash and cash equivalents

Other current assets

Total Assets

EQUITY AND LIABILITIES

Equity

Equity share capital

Other equity

Total equity

LIABILITIES

Current liabilities

Financial liabilities

Trade payables

-total outstanding dues of micro and small enterprises

-total outstanding dues other than micro and small enterprises

Other current liabilities

Total liabilities

Total Equity and Liabilities

Summary of significant accounting policies

The accompanying notes are an integral part of the financial statements.

As per our report of even date

For Rajeev & Ajay

Firm registration No : 009977N

Chartered Accountants

Rajeev Sabharwal

Partner

Membership No. : 084833

Place : New Delhi

Date : 13 May 2019



| Notes | As at 31 March 2019 | As at 31 March 2018 |
|-------|------------------------|------------------------|
| | | |
| 4 | 14,394 | 19,912 |
| 5 | - | - |
| | 14,394 | 19,912 |
| | | |
| 6 | 100,000 | 100,000 |
| 7 | (482,460) | (473,547) |
| | (382,460) | (373,547) |
| | | |
| 8 | - | - |
| | 5,900 | 5,310 |
| 9 | 390,954 | 388,149 |
| | 396,854 | 393,459 |
| | | |
| | 14,394 | 19,912 |

3

For and on behalf of the Board of Directors of
GEODESY PROPERTIES PRIVATE LIMITED

Rangaswamy Harirajan

Director

DIN-06785533

Sudesh Pal Singh

Director

DIN-01888151

8

GEODESY PROPERTIES PRIVATE LIMITED
STATEMENT OF PROFIT AND LOSS FOR THE YEAR ENDED 31 MARCH 2019
(Amount in rupees, unless otherwise stated)

| Particulars | Notes | 31 March 2019 | 31 March 2018 |
|---|-------|----------------|----------------|
| Revenue | | - | - |
| Total Income | | - | - |
| EXPENSES | | | |
| Finance costs | 10 | 118 | 1,181 |
| Other expenses | 11 | 8,795 | 7,921 |
| Total Expenses | | 8,913 | 9,102 |
| (Loss) before tax from continuing operations | | (8,913) | (9,102) |
| Tax expense: | | | |
| Current tax | | - | - |
| (Loss) for the year from continuing operations | | (8,913) | (9,102) |
| Other comprehensive income | | - | - |
| Total other comprehensive income for the year, net of tax | | - | - |
| Total comprehensive income/(loss) for the year, net of tax | | (8,913) | (9,102) |
| Earnings per equity share: | 12 | | |
| (1) Basic | | (0.89) | (0.91) |
| (2) Diluted | | (0.89) | (0.91) |

Summary of significant accounting policies

3

The accompanying notes are an integral part of the financial statements.

As per our report of even date

For Rajeev & Ajay
Firm registration No : 009977N
Chartered Accountants

Rajeev Sabharwal
Partner
Membership No. : 084833



For and on behalf of the Board of Directors of
GEODESY PROPERTIES PRIVATE LIMITED

Rangaswamy Harirajan
Director
DIN-06785533

Sudesh Pal Singh
Director
DIN-01888151

Place : New Delhi
Date : 13 May 2019

GIBBON PROPBUILD PRIVATE LIMITED
BALANCE SHEET AS AT 31 MARCH 2019
(Amount in rupees, unless otherwise stated)

| | Notes | As at 31 March 2019 | As at 31 March 2018 |
|--|-------|------------------------|------------------------|
| ASSETS | | | |
| Current assets | | | |
| Inventories | 4 | 8,381,756 | 8,381,756 |
| Financial assets | | | |
| Cash and cash equivalents | 5 | 14,364 | 18,505 |
| Other financial assets | 6 | 61,025,446 | 61,025,446 |
| Total Assets | | 69,421,566 | 69,425,707 |
| EQUITY AND LIABILITIES | | | |
| Equity | | | |
| Equity share capital | 7 | 100,000 | 100,000 |
| Other equity | 8 | (315,982) | (308,003) |
| Total equity | | (215,982) | (208,003) |
| LIABILITIES | | | |
| Current liabilities | | | |
| Financial liabilities | | | |
| Trade payables | 9 | - | - |
| -total outstanding dues of micro and small enterprises | | - | - |
| -total outstanding dues other than micro and small enterprises | | 5,901 | 5,311 |
| Other current liabilities | 10 | 69,631,647 | 69,628,399 |
| Total liabilities | | 69,637,548 | 69,633,710 |
| Total Equity and Liabilities | | 69,421,566 | 69,425,707 |

Summary of significant accounting policies

3

The accompanying notes are an integral part of the financial statements.

As per our report of even date

For Rajeev & Ajay
Firm registration No.: 009977N
Chartered Accountants

Rajeev Sabharwal
Partner
Membership No.: 084833

Place : New Delhi
Date : 13 May 2019

For and on behalf of the Board of Directors of
GIBBON PROPBUILD PRIVATE LIMITED

Lalita Kumar Sahoo
Director
DIN-08396540

Sudhanshu Varma
Director
DIN-08291481

GIBBON PROPBUILD PRIVATE LIMITED
STATEMENT OF PROFIT AND LOSS FOR THE YEAR ENDED 31 MARCH 2019
(Amount in rupees, unless otherwise stated)

| Particulars | Notes | 31 March 2019 | 31 March 2018 |
|--|-----------|----------------|----------------|
| Revenue | | - | - |
| Total Income | | - | - |
| EXPENSES | | | |
| Finance costs | 11 | 118 | 89 |
| Other expenses | 12 | 7,861 | 7,609 |
| Total Expenses | | 7,979 | 7,698 |
| (Loss) before tax from continuing operations | | (7,979) | (7,698) |
| Tax expense: | | | |
| Current tax | | - | - |
| (Loss) for the year from continuing operations | | (7,979) | (7,698) |
| Other comprehensive income | | - | - |
| Total other comprehensive income for the year, net of tax | | - | - |
| Total comprehensive (loss) for the year, net of tax | | (7,979) | (7,698) |
| Earnings per equity share: | 13 | | |
| (1) Basic | | (0.80) | (0.77) |
| (2) Diluted | | (0.80) | (0.77) |

Summary of significant accounting policies

3

The accompanying notes are an integral part of the financial statements.

As per our report of even date

For Rajeev & Ajay
Firm registration No : 009977N
Chartered Accountants

Rajeev Sahasrwal
Partner
Membership No. : 084833

Place : New Delhi
Date : 13 May 2019

For and on behalf of the Board of Directors of
GIBBON PROPBUILD PRIVATE LIMITED

Lalita Kumar Sahoo
Director
DIN-08396540

Sudhanshu Varma
Director
DIN-08291481

GIRDER PROPBUILD PRIVATE LIMITED
BALANCE SHEET AS AT 31 MARCH 2019
(Amount in rupees, unless otherwise stated)

ASSETS

Current assets

| | |
|---------------------------|--|
| Inventories | |
| Financial assets | |
| Cash and cash equivalents | |
| Total Assets | |

EQUITY AND LIABILITIES

Equity

| | |
|----------------------|--|
| Equity share capital | |
| Other equity | |
| Total equity | |

LIABILITIES

Current liabilities

| | |
|--|--|
| Financial liabilities | |
| Trade payables | |
| -total outstanding dues of micro and small enterprises | |
| -total outstanding dues other than micro and small enterprises | |
| Other current liabilities | |
| Total liabilities | |

Total Equity and Liabilities

Summary of significant accounting policies

The accompanying notes are an integral part of the financial statements.

As per our report of even date

For Rajeev & Ajay
Firm registration No : 00047N
Chartered Accountants

Rajeev Sahharwal
Partner
Membership No : 044833

Place : New Delhi
Date : 13 May 2019

| Notes | As at 31 March 2019 | As at 31 March 2018 |
|-------|------------------------|------------------------|
| 4 | 7,233,795 | 7,233,795 |
| 5 | 14,683 | 18,824 |
| | 7,248,478 | 7,252,619 |
| 6 | 100,000 | 100,000 |
| 7 | (701,629) | (522,527) |
| | (601,629) | (422,527) |
| 8 | - | - |
| | 176,401 | 5,311 |
| 9 | 7,673,706 | 7,669,835 |
| | 7,850,107 | 7,675,146 |
| | 7,248,478 | 7,252,619 |
| 3 | | |

For and on behalf of the Board of Directors of
GIRDER PROPBUILD PRIVATE LIMITED

Lalita Kumar Sahoo
Director
DIN-08396540

Sudhanshu Varma
Director
DIN-08291481

GIRDER PROPBUILD PRIVATE LIMITED
STATEMENT OF PROFIT AND LOSS FOR THE YEAR ENDED 31 MARCH 2019
(Amount in rupees, unless otherwise stated)

| Particulars | Notes | 31 March 2019 | 31 March 2018 |
|--|-------|------------------|----------------|
| Other income | | - | - |
| Total Income | | - | - |
| EXPENSES | | | |
| Finance costs | 10 | 118 | 89 |
| Other expenses | 11 | 178,984 | 6,985 |
| Total Expenses | | 179,102 | 7,074 |
| (Loss) before tax from continuing operations | | (179,102) | (7,074) |
| Tax expense: | | | |
| Current tax | | - | - |
| (Loss) for the year from continuing operations | | (179,102) | (7,074) |
| Other comprehensive income | | - | - |
| Total other comprehensive income for the year, net of tax | | - | - |
| Total comprehensive (loss) for the year, net of tax | | (179,102) | (7,074) |
| Earnings per equity share: | 12 | | |
| (1) Basic | | (17.91) | (0.71) |
| (2) Diluted | | (17.91) | (0.71) |

Summary of significant accounting policies

3

The accompanying notes are an integral part of the financial statements.

As per our report of even date

For Rajeev & Ajay

Firm registration No : 00997784

Chartered Accountants

Rajeev Sabharwal

Partner

Membership No. : 084833



For and on behalf of the Board of Directors of
GIRDER PROPBUILD PRIVATE LIMITED

Lalita Kumar Sahoo
Director
DIN-08396540

Sudhanshu Varma
Director
DIN-08291481

Place : New Delhi

Date : 13 May 2019

GLADE PROPBUILD PRIVATE LIMITED
BALANCE SHEET AS AT 31 MARCH 2019
(Amount in rupees, unless otherwise stated)

| | Notes | As at 31 March 2019 | As at 31 March 2018 |
|--|-------|------------------------|------------------------|
| ASSETS | | | |
| Current assets | | | |
| Inventories | 4 | 3,957,464 | 6,753,260 |
| Financial assets | | | |
| Cash and cash equivalents | 5 | 25,192 | 18,987 |
| Total Assets | | 3,982,656 | 6,772,247 |
| EQUITY AND LIABILITIES | | | |
| Equity | | | |
| Equity share capital | 6 | 100,000 | 100,000 |
| Other equity | 7 | (200,272) | (191,995) |
| Total equity | | (100,272) | (91,995) |
| LIABILITIES | | | |
| Current liabilities | | | |
| Financial liabilities | | | |
| Trade payables | 8 | | |
| -total outstanding dues of micro and small enterprises | | | |
| -total outstanding dues other than micro and small enterprises | | 11,299 | 5,310 |
| Other current liabilities | 9 | 4,071,629 | 6,858,932 |
| Provisions | 10 | - | - |
| Total liabilities | | 4,082,928 | 6,864,242 |
| Total equity and liabilities | | 3,982,656 | 6,772,247 |
| Summary of significant accounting policies | 3 | | |

The accompanying notes are an integral part of the financial statements.

As per our report of even date

For Rajeev & Ajay
Firm registration No : 009977N
Chartered Accountants

Rajeev Sabharwal
Partner
Membership No. : 084833



Place : New Delhi
Date : 13 May 2019

For and on behalf of the Board of Directors of
GLADE PROPBUILD PRIVATE LIMITED

Manish Kumar Bhansali
Director
DIN-06583437

Rangaswamy Harirajan
Director
DIN-06785533

Manish Kumar Bhansali

GLADE PROPBUILD PRIVATE LIMITED
STATEMENT OF PROFIT AND LOSS FOR THE YEAR ENDED 31 MARCH 2019
(Amount in rupees, unless otherwise stated)

| Particulars | Notes | 31 March 2019 | 31 March 2018 |
|--|-------|---------------|---------------|
| Revenue | | - | - |
| Total Income (I) | | - | - |
| EXPENSES | | | |
| Finance costs | 11 | - | 89 |
| Other expenses | 12 | 8,277 | 7,297 |
| Total Expenses (II) | | 8,277 | 7,386 |
| (Loss) before tax from continuing operations (I-II) | | (8,277) | (7,386) |
| Tax expense: | | | |
| Current tax | | - | - |
| (Loss) for the year from continuing operations | | (8,277) | (7,386) |
| Other comprehensive income | | - | - |
| Total other comprehensive income for the year, net of tax | | - | - |
| Total comprehensive (loss) for the year, net of tax | | (8,277) | (7,386) |
| Earnings per equity share: | 13 | | |
| (1) Basic | | (0.83) | (0.74) |
| (2) Diluted | | (0.83) | (0.74) |

Summary of significant accounting policies

3

The accompanying notes are an integral part of the financial statements.

As per our report of even date

For Rajeev & Ajay

Firm registration No : 009977N

Chartered Accountants

Rajeev Sabharwal

Partner

Membership No. : 084833



For and on behalf of the Board of Directors of
GLADE PROPBUILD PRIVATE LIMITED

Manish Kumar Bhansali
Manish Kumar Bhansali
Director
DIN-06583437

Rangaswamy Harirajan
Rangaswamy Harirajan
Director
DIN-06785533

Place : New Delhi

Date : 13 May 2019

GLAZE ESTATES PRIVATE LIMITED
BALANCE SHEET AS AT 31 MARCH 2019
(Amount in rupees, unless otherwise stated)

| | Notes | As at 31 March 2019 | As at 31 March 2018 |
|--|-------|------------------------|------------------------|
| ASSETS | | | |
| Current assets | | | |
| Financial assets | | | |
| Cash and cash equivalents | 4 | 755,322 | 760,153 |
| Total Assets | | 755,322 | 760,153 |
| EQUITY AND LIABILITIES | | | |
| Equity | | | |
| Equity share capital | 5 | 1,000,000 | 1,000,000 |
| Other equity | 6 | (256,830) | (247,410) |
| Total equity | | 743,170 | 752,590 |
| LIABILITIES | | | |
| Current liabilities | | | |
| Financial liabilities | | | |
| Trade payables | 7 | - | - |
| -total outstanding dues of micro and small enterprises | | 11,300 | 5,310 |
| -total outstanding dues other than micro and small enterprises | | 852 | 2,253 |
| Other current liabilities | 8 | 12,152 | 7,563 |
| Total liabilities | | 12,152 | 7,563 |
| Total Equity and Liabilities | | 755,322 | 760,153 |

Summary of significant accounting policies

3

The accompanying notes are an integral part of the financial statements.

As per our report of even date

For Rajeev & Ajay

Firm registration No : 009977N

Chartered Accountants

Rajeev Sabharwal

Partner

Membership No. : 084833

Place : New Delhi

Date : 13 May 2019

For and on behalf of the Board of Directors of
GLAZE ESTATES PRIVATE LIMITED

Lalita Kumar Sahoo

Director

DIN-08396540

Sudhanshu Varma

Director

DIN-08291481

GLAZE ESTATES PRIVATE LIMITED
STATEMENT OF PROFIT AND LOSS FOR THE YEAR ENDED 31 MARCH 2019
(Amount in rupees, unless otherwise stated)

| Particulars | Notes | 31 March 2019 | 31 March 2018 |
|--|-------|---------------|---------------|
| Revenue | | - | - |
| Total Income | | - | - |
| EXPENSES | | | |
| Other expenses | 9 | 9,420 | 8,129 |
| Total Expenses | | 9,420 | 8,129 |
| (Loss) before tax from continuing operations | | (9,420) | (8,129) |
| Tax expense: | | | |
| Current tax | | - | - |
| (Loss) for the year from continuing operations | | (9,420) | (8,129) |
| Other comprehensive income | | - | - |
| Total other comprehensive income for the year, net of tax | | - | - |
| Total comprehensive (loss) for the year, net of tax | | (9,420) | (8,129) |
| Earnings per equity share: | 10 | | |
| (1) Basic | | (0.09) | (0.08) |
| (2) Diluted | | (0.09) | (0.08) |

Summary of significant accounting policies 3

The accompanying notes are an integral part of the financial statements.

As per our report of even date

For Rajeev & Ajay
Firm registration No : 00997724
Chartered Accountants

Rajeev Sabharwal
Partner
Membership No. : 084833

Place : New Delhi
Date : 13 May 2019

For and on behalf of the Board of Directors of
GLAZE ESTATES PRIVATE LIMITED

Lalita Kumar Sahoo
Director
DIN-08396540

Sudhanshu Varma
Director
DIN-08291481

GLEN PROPBUILD PRIVATE LIMITED
STANDALONE BALANCE SHEET AS AT 31 MARCH 2019
(Amount in rupees, unless otherwise stated)

| | Notes | As at 31 March 2019 | As at 31 March 2018 |
|--|-------|-----------------------------|-----------------------------|
| ASSETS | | | |
| Non-current assets | | | |
| Financial assets | | | |
| Investments | 4 | 1,569,089,276 | 1,569,089,276 |
| | | <u>1,569,089,276</u> | <u>1,569,089,276</u> |
| Current assets | | | |
| Financial assets | | | |
| Cash and cash equivalents | 5 | 154,293 | 180,393 |
| | | <u>154,293</u> | <u>180,393</u> |
| Total Assets | | <u>1,569,243,569</u> | <u>1,569,269,669</u> |
| EQUITY AND LIABILITIES | | | |
| Equity | | | |
| Equity share capital | 6 | 4,359,550 | 4,359,550 |
| Other equity | 7 | 1,564,861,411 | 1,564,892,841 |
| Total equity | | <u>1,569,220,961</u> | <u>1,569,252,391</u> |
| LIABILITIES | | | |
| Current liabilities | | | |
| Financial liabilities | | | |
| Trade payables | 8 | - | - |
| -total outstanding dues of micro and small enterprises | | 22,100 | 7,410 |
| -total outstanding dues other than micro and small enterprises | | 508 | 9,868 |
| Other current liabilities | 9 | <u>22,608</u> | <u>17,278</u> |
| Total liabilities | | <u>22,608</u> | <u>17,278</u> |
| Total Equity and Liabilities | | <u>1,569,243,569</u> | <u>1,569,269,669</u> |

Summary of significant accounting policies

3


The accompanying notes are an integral part of the financial statements.

As per our report of even date

For Rajeev & Ajay
Firm registration No. 009977N
Chartered Accountants

Rajeev Sabharwal
Partner
Membership No. : 084833

For and on behalf of the Board of Directors of
GLEN PROPBUILD PRIVATE LIMITED


Pankaj Kishore Chaturvedi
Director
Din-07119298


Nikhil Srivastava
Director
DIN-08077388

Place : New Delhi
Date : 13 May 2019

GLEN PROPBUILD PRIVATE LIMITED
STANDALONE STATEMENT OF PROFIT AND LOSS FOR THE YEAR ENDED 31 MARCH 2019
(Amount in rupees, unless otherwise stated)

| Particulars | Notes | 31 March 2019 | 31 March 2018 |
|--|-------|-----------------|-----------------|
| Other income | 10 | - | 11,236 |
| Total Income (I) | | - | 11,236 |
| EXPENSES | | | |
| Finance costs | 11 | - | 100 |
| Other expenses | 12 | 31,430 | 28,649 |
| Total Expenses (II) | | 31,430 | 28,749 |
| (Loss) before tax from continuing operations (I-II) | | (31,430) | (17,513) |
| Tax expense: | | | |
| Current tax | | - | - |
| (Loss) for the year from continuing operations | | (31,430) | (17,513) |
| Other comprehensive income | | - | - |
| Total other comprehensive income for the year, net of tax | | - | - |
| Total comprehensive (loss) for the year, net of tax | | (31,430) | (17,513) |
| Earnings per equity share: | 13 | | |
| (1) Basic | | (0.01) | (0.01) |
| (2) Diluted | | (0.01) | (0.01) |
| Summary of significant accounting policies | 3 | | |

The accompanying notes are an integral part of the financial statements.

As per our report of even date

For Rajeev & Ajay
Firm registration No : 009977N
Chartered Accountants

Rajeev Sabharwal
Partner
Membership No. : 084833

For and on behalf of the Board of Directors of
GLEN PROPBUILD PRIVATE LIMITED

Pankaj Kishore Chaturvedi
Director
Din-07119298

Nikhil Srivastava
Director
DIN-08077388

Place : New Delhi
Date : 13 May 2019

GLEN PROPBUILD PRIVATE LIMITED
(Incorporated in the Republic of Singapore)

STATEMENT OF FINANCIAL POSITION
AS AT 31 MARCH 2019

| | <u>Note</u> | <u>2019</u> USD | <u>2018</u> USD |
|---|-------------|--------------------|--------------------|
| ASSETS | | | |
| Non-current assets | | | |
| Investment in a subsidiary | 4 | 1 | 1 |
| Current assets | | | |
| Amount receivable from a subsidiary | 5 | 19,622,377 | 19,622,377 |
| Amounts receivable from related parties | 5 | 14,147,261 | 14,147,261 |
| Cash and cash equivalents | 6 | 666,022 | 671,206 |
| | | 34,435,660 | 34,440,844 |
| Total assets | | 34,435,661 | 34,440,845 |
| EQUITY AND LIABILITIES | | | |
| Capital and reserves | | | |
| Share capital | 7 | 37,844,810 | 37,844,810 |
| Retained earnings | | (3,415,172) | (3,408,049) |
| Total equity | | 34,429,638 | 34,436,761 |
| Non-current liabilities | | - | - |
| Current liabilities | | | |
| Accruals | | 6,023 | 4,084 |
| Total liabilities | | 6,023 | 4,084 |
| Total equity and liabilities | | 34,435,661 | 34,440,845 |

The accompanying notes form an integral part of the financial statements.

GLEN PROPBUILD PRIVATE LIMITED
(Incorporated in the Republic of Singapore)

**STATEMENT OF PROFIT OR LOSS AND OTHER COMPREHENSIVE INCOME
FOR THE YEAR ENDED 31 MARCH 2019**

| | <u>Note</u> | <u>2019</u> USD | <u>2018</u> USD |
|---|-------------|--------------------|--------------------|
| Revenue | | - | - |
| Other income | | - | - |
| | | ----- | ----- |
| Costs and expenses | | | |
| Director's fee | | 2,216 | 2,026 |
| Other expenses | 8 | 4,907 | 5,828 |
| | | (7,123) | (7,854) |
| Loss before tax | 9 | (7,123) | (7,854) |
| Income tax expense | 10 | - | - |
| | | ----- | ----- |
| LOSS FOR THE YEAR | | (7,123) | (7,854) |
| Other comprehensive income | | - | - |
| Other comprehensive income for the year, net of tax | | - | - |
| | | ----- | ----- |
| TOTAL COMPREHENSIVE LOSS FOR THE YEAR | | (7,123) | (7,854) |

The accompanying notes form an integral part of the financial statements.

GLITZ PROPBUILD PRIVATE LIMITED
BALANCE SHEET AS AT 31 MARCH 2019
(Amount in rupees, unless otherwise stated)

ASSETS

Current assets

Inventories
Financial assets
Cash and cash equivalents
Other financial assets

Total Assets

| Notes | As at 31 March 2019 | As at 31 March 2018 |
|-------|------------------------|------------------------|
| 4 | 77,127,054 | 84,864,067 |
| 5 | 19,758 | 18,158 |
| 6 | 31,356,747 | 31,356,747 |
| | 108,503,559 | 116,238,972 |

EQUITY AND LIABILITIES

Equity

Equity share capital
Other equity
Total equity

| | | |
|---|------------------|------------------|
| 7 | 100,000 | 100,000 |
| 8 | (314,076) | (306,437) |
| | (214,076) | (206,437) |

LIABILITIES

Current liabilities

Financial liabilities
Trade payables
-total outstanding dues of micro and small enterprises
-total outstanding dues other than micro and small enterprises
Other current liabilities
Total liabilities

| | | |
|----|--------------------|--------------------|
| 9 | - | - |
| | 11,301 | 5,310 |
| 10 | 108,706,334 | 116,440,099 |
| | 108,717,635 | 116,445,409 |

Total equity and liabilities

| | | |
|--|--------------------|--------------------|
| | 108,503,559 | 116,238,972 |
|--|--------------------|--------------------|

Summary of significant accounting policies

3

The accompanying notes are an integral part of the financial statements.

As per our report of even date

For Rajeev & Ajay

Firm registration No.: 00997728

Chartered Accountants

Rajeev Sahbharwal

Partner

Membership No.: 084831



For and on behalf of the Board of Directors of
GLITZ PROPBUILD PRIVATE LIMITED

Sujit Kumar Sahu

Sujit Kumar Sahu

Director

DIN-05141894

Lalita Kumar Sahoo

Lalita Kumar Sahoo

Director

DIN-08196540

Place : New Delhi

Date : 13 May 2019

GLITZ PROPBUILD PRIVATE LIMITED
STATEMENT OF PROFIT AND LOSS FOR THE YEAR ENDED 31 MARCH 2019
(Amount in rupees, unless otherwise stated)

| Particulars | Notes | 31 March 2019 | 31 March 2018 |
|--|-------|---------------|---------------|
| Revenue | | - | - |
| Total Income (I) | | - | - |
| EXPENSES | | | |
| Finance costs | 11 | 89 | 89 |
| Other expenses | 12 | 7,550 | 8,233 |
| Total Expenses (II) | | 7,639 | 8,322 |
| (Loss) before tax from continuing operations (I-II) | | (7,639) | (8,322) |
| Tax expense: | | | |
| Current tax | | - | - |
| (Loss) for the year from continuing operations | | (7,639) | (8,322) |
| Other comprehensive income | | - | - |
| Total other comprehensive income for the year, net of tax | | - | - |
| Total comprehensive (loss) for the year, net of tax | | (7,639) | (8,322) |
| Earnings per equity share: | 13 | | |
| (1) Basic | | (0.76) | (0.83) |
| (2) Diluted | | (0.76) | (0.83) |

Summary of significant accounting policies

3

The accompanying notes are an integral part of the financial statements.

As per our report of even date

For Rajeev & Ajay

Firm registration No. 00990
Chartered Accountants

Rajeev Sabharwal
Partner

Membership No. : 08483



For and on behalf of the Board of Directors of
GLITZ PROPBUILD PRIVATE LIMITED

Sujit Kumar Saha

Sujit Kumar Saha
Director
DIN-05141894

Lalita Kumar Sahoo
Director
DIN-08396540

Place : New Delhi
Date : 13 May 2019

GLOBULE PROPBUILD PRIVATE LIMITED
BALANCE SHEET AS AT 31 MARCH 2019
(Amount in rupees, unless otherwise stated)

| | Notes | As at 31 March 2019 | As at 31 March 2018 |
|--|-------|------------------------|------------------------|
| ASSETS | | | |
| Current assets | | | |
| Inventories | 4 | 55,287,781 | 55,287,781 |
| Financial assets | | | |
| Cash and cash equivalents | 5 | 20,218 | 18,306 |
| Other financial assets | 6 | 333,862 | 333,866 |
| Total Assets | | 55,641,865 | 55,639,953 |
| EQUITY AND LIABILITIES | | | |
| Equity | | | |
| Equity share capital | 7 | 100,000 | 100,000 |
| Other equity | 8 | (290,047) | (281,473) |
| Total equity | | (190,047) | (181,473) |
| LIABILITIES | | | |
| Current liabilities | | | |
| Financial liabilities | | | |
| Trade payables | 9 | - | - |
| -total outstanding dues of micro and small enterprises | | | |
| -total outstanding dues other than micro and small enterprises | | 11,301 | 5,310 |
| Other current liabilities | 10 | 55,820,611 | 55,816,116 |
| Total liabilities | | 55,831,912 | 55,821,426 |
| Total Equity and Liabilities | | 55,641,865 | 55,639,953 |

Summary of significant accounting policies

3

The accompanying notes are an integral part of the financial statements.

As per our report of even date

For Rajeev & Ajay
Firm registration No : 09997734
Chartered Accountants

Rajeev Sahharwal
Partner
Membership No. : 064833



For and on behalf of the Board of Directors of
GLOBULE PROPBUILD PRIVATE LIMITED

Manish Kumar Bhansali
Director
DIN-06583437

Rohit Mehta
Director
DIN-06961182

(Signatures of Manish Kumar Bhansali and Rohit Mehta)

Place : New Delhi
Date : 13 May 2019

GLOBULE PROPBUILD PRIVATE LIMITED
STATEMENT OF PROFIT AND LOSS FOR THE YEAR ENDED 31 MARCH 2019
(Amount in rupees, unless otherwise stated)

| Particulars | Notes | 31 March 2019 | 31 March 2018 |
|--|-------|----------------|----------------|
| Revenue | | - | - |
| Total Income (I) | | - | - |
| EXPENSES | | | |
| Finance costs | 11 | 89 | 1,141 |
| Other expenses | 12 | 8,485 | 7,298 |
| Total Expenses (II) | | 8,574 | 8,439 |
| (Loss) before tax from continuing operations (I-II) | | (8,574) | (8,439) |
| Tax expense: | | | |
| Current tax | | - | - |
| (Loss) for the year from continuing operations | | (8,574) | (8,439) |
| Other comprehensive income | | - | - |
| Total other comprehensive income for the year, net of tax | | - | - |
| Total comprehensive (loss) for the year, net of tax | | (8,574) | (8,439) |
| Earnings per equity share: | | | |
| (1) Basic | 13 | (0.86) | (0.84) |
| (2) Diluted | | (0.86) | (0.84) |
| Summary of significant accounting policies | 3 | | |

The accompanying notes are an integral part of the financial statements.

As per our report of even date

For Rajeev & Ajay
Firm registration No. : 0199777N
Chartered Accountants

Rajeev Sahharwal
Partner
Membership No. : 084833



For and on behalf of the Board of Directors of
GLOBULE PROPBUILD PRIVATE LIMITED

Manish Kumar Bhansali
Director
DIN-06583437

Rohit Mehta
Director
DIN-06961182

Place : New Delhi
Date : 13 May 2019

GLOSS PROPBUILD PRIVATE LIMITED
BALANCE SHEET AS AT 31 MARCH 2019
(Amount in rupees, unless otherwise stated)

ASSETS

Current assets

Inventories
Financial assets
Cash and cash equivalents
Other financial assets

Total Assets

EQUITY AND LIABILITIES

Equity

Equity share capital
Other equity
Total equity

LIABILITIES

Current liabilities

Financial liabilities
Trade payables
-total outstanding dues of micro and small enterprises
-total outstanding dues other than micro and small enterprises
Other current liabilities
Total liabilities

Total Equity and Liabilities

Summary of significant accounting policies

The accompanying notes are an integral part of the financial statements.

As per our report of even date

For Rajeev & Ajax
Firm registration No : 009977N
Chartered Accountants

Rajeev Sabharwal
Partner
Membership No : 084833

Place : New Delhi
Date : 13 May 2019

| Notes | As at 31 March 2019 | As at 31 March 2018 |
|-------|------------------------|------------------------|
| 4 | 43,785,155 | 43,785,155 |
| 5 | 20,897 | 16,985 |
| 6 | 3,004,147 | 3,004,147 |
| | 46,810,199 | 46,806,287 |
| 7 | 100,000 | 100,000 |
| 8 | (284,369) | (277,042) |
| | (184,369) | (177,042) |
| 9 | - | - |
| 10 | 11,301 | 5,310 |
| | 46,983,267 | 46,978,019 |
| | 46,994,568 | 46,983,329 |
| | 46,810,199 | 46,806,287 |

3

For and on behalf of the Board of Directors of
GLOSS PROPBUILD PRIVATE LIMITED

Kalyan Biswas
Director
DIN-08411388

Lalita Kumar Sahoo
Director
DIN-08396540

GLOSS PROPBUILD PRIVATE LIMITED
STATEMENT OF PROFIT AND LOSS FOR THE YEAR ENDED 31 MARCH 2019
(Amount in rupees, unless otherwise stated)

| Particulars | Notes | 31 March 2019 | 31 March 2018 |
|--|-----------|----------------|-----------------|
| Revenue | | - | - |
| Total Income (I) | | - | - |
| EXPENSES | | | |
| Finance costs | 11 | 89 | 89 |
| Other expenses | 12 | 7,238 | 10,415 |
| Total Expenses (II) | | 7,327 | 10,504 |
| (Loss) before tax from continuing operations (I-II) | | (7,327) | (10,504) |
| Tax expense: | | | |
| Current tax | | - | - |
| (Loss) for the year from continuing operations | | (7,327) | (10,504) |
| Other comprehensive income | | - | - |
| Total other comprehensive income for the year, net of tax | | - | - |
| Total comprehensive (loss) for the year, net of tax | | (7,327) | (10,504) |
| Earnings per equity share: | 13 | | |
| (1) Basic | | (0.73) | (1.05) |
| (2) Diluted | | (0.73) | (1.05) |
| Summary of significant accounting policies | 3 | | |

The accompanying notes are an integral part of the financial statements.

As per our report of even date

For Rajeev & Ajay
Firm registration No. 009927N
Chartered Accountants

Rajeev Sabharwal
Partner
Membership No. : 084833



For and on behalf of the Board of Directors of
GLOSS PROPBUILD PRIVATE LIMITED

Kalyan Biswas
Director
DIN-08411388

Lalita Kumar Sahoo
Director
DIN-08396540

Place : New Delhi
Date : 13 May 2019

GLOVE PROPBUILD PRIVATE LIMITED
BALANCE SHEET AS AT 31 MARCH 2019
(Amount in rupees, unless otherwise stated)

| | Notes | As at 31 March 2019 | As at 31 March 2018 |
|--|-------|------------------------|------------------------|
| ASSETS | | | |
| Current assets | | | |
| Inventories | 4 | 63,383,170 | 63,383,170 |
| Financial assets | | | |
| Cash and cash equivalents | 5 | 19,991 | 18,391 |
| Total Assets | | 63,403,161 | 63,401,561 |
| EQUITY AND LIABILITIES | | | |
| Equity | | | |
| Equity share capital | 6 | 100,000 | 100,000 |
| Other equity | 7 | (272,770) | (264,509) |
| Total equity | | (172,770) | (164,509) |
| LIABILITIES | | | |
| Current liabilities | | | |
| Financial liabilities | | | |
| Trade payables | 8 | - | - |
| -total outstanding dues of micro and small enterprises | | 11,301 | 5,310 |
| -total outstanding dues other than micro and small enterprises | | | |
| Other current liabilities | 9 | 63,564,630 | 63,560,760 |
| Total liabilities | | 63,575,931 | 63,566,070 |
| Total Equity and Liabilities | | 63,403,161 | 63,401,561 |

Summary of significant accounting policies

3

The accompanying notes are an integral part of the financial statements.

As per our report of even date

For Rajeev & Ajay
Firm registration No. 00997714
Chartered Accountants

Rajeev Sabharwal
Partner
Membership No. : 084833

Place : New Delhi
Date : 13 May 2019

For and on behalf of the Board of Directors of
GLOVE PROPBUILD PRIVATE LIMITED

Sujit Kumar Sahu

Sujit Kumar Sahu
Director
DIN-05141894

M. Aswini
Meda Aswini
Director
DIN-08394637

R

GLOVE PROPBUILD PRIVATE LIMITED
STATEMENT OF PROFIT AND LOSS FOR THE YEAR ENDED 31 MARCH 2019
(Amount in rupees, unless otherwise stated)

| Particulars | Notes | 31 March 2019 | 31 March 2018 |
|--|-----------|----------------|----------------|
| Revenue | | - | - |
| Total Income (I) | | - | - |
| EXPENSES | | | |
| Finance costs | 10 | 89 | 89 |
| Other expenses | 11 | 8,172 | 6,986 |
| Total Expenses (II) | | 8,261 | 7,075 |
| (Loss) before tax from continuing operations (I-II) | | (8,261) | (7,075) |
| Tax expense: | | | |
| Current tax | | - | - |
| (Loss) for the year from continuing operations | | (8,261) | (7,075) |
| Other comprehensive income | | - | - |
| Total other comprehensive income for the year, net of tax | | - | - |
| Total comprehensive (loss) for the year, net of tax | | (8,261) | (7,075) |
| Earnings per equity share: | 12 | | |
| (1) Basic | | (0.83) | (0.71) |
| (2) Diluted | | (0.83) | (0.71) |

Summary of significant accounting policies

3

The accompanying notes are an integral part of the financial statements.

As per our report of even date

For Rajeev & Ajay
Firm registration No : 009977N
Chartered Accountants

Rajeev Sabharwal
Partner
Membership No. : 084833

For and on behalf of the Board of Directors of
GLOVE PROPBUILD PRIVATE LIMITED

Sujit Kumar Sahu

Sujit Kumar Sahu
Director
DIN-05141894

H. Aswini
Meda Aswini
Director
DIN-08394637

Place : New Delhi
Date : 13 May 2019

GODAWARI BUILDWELL PRIVATE LIMITED
BALANCE SHEET AS AT 31 MARCH 2019
(Amount in rupees, unless otherwise stated)

ASSETS

Current assets

Inventories
Financial assets
Cash and cash equivalents
Other current assets

Total assets

| Notes | As at 31 March 2019 | As at 31 March 2018 |
|-------|------------------------|------------------------|
| 4 | 714,053,427 | 1,646,689,077 |
| 5 | 20,465 | 18,866 |
| 6 | - | - |
| | <u>714,073,892</u> | <u>1,646,707,943</u> |

EQUITY AND LIABILITIES

Equity

Equity share capital
Other equity
Total equity

| | | |
|---|---------------------|---------------------|
| 7 | 100,000 | 100,000 |
| 8 | (15,172,774) | (15,164,513) |
| | <u>(15,072,774)</u> | <u>(15,064,513)</u> |

LIABILITIES

Current liabilities

Financial liabilities

Trade payables
-total outstanding dues of micro and small enterprises
-total outstanding dues other than micro and small enterprises

Other current liabilities

Total liabilities

| | | |
|----|--------------------|----------------------|
| 9 | - | - |
| 10 | 11,301 | 5,311 |
| | <u>729,135,365</u> | <u>1,661,767,145</u> |
| | <u>729,146,666</u> | <u>1,661,772,456</u> |

Total equity and liabilities

| | | |
|--|--------------------|----------------------|
| | <u>714,073,892</u> | <u>1,646,707,943</u> |
|--|--------------------|----------------------|

Summary of significant accounting policies

3

The accompanying notes are an integral part of the financial statements.

As per our report of even date

For Rajeev & Ajay
Firm registration No. 00990779
Chartered Accountants

Rajeev Sahasrwal
Partner
Membership No. 084833

Place : New Delhi
Date : 13 May 2019

For and on behalf of the Board of Directors of
GODAWARI BUILDWELL PRIVATE LIMITED

Smruti Narayan Pradhan
Director
DIN-08367736

Meda Aswini
Director
DIN-08394637

GODAWARI BUILDWELL PRIVATE LIMITED
STATEMENT OF PROFIT AND LOSS FOR THE YEAR ENDED 31 MARCH 2019
(Amount in rupees, unless otherwise stated)

| Particulars | Notes | 31 March 2019 | 31 March 2018 |
|---|-------|---------------|---------------|
| Revenue | | - | - |
| Total Income | | - | - |
| EXPENSES | | | |
| Finance costs | 11 | 89 | 89 |
| Other expenses | 12 | 8,172 | 8,856 |
| Total Expenses | | 8,261 | 8,945 |
| (Loss) before tax from continuing operations | | (8,261) | (8,945) |
| Tax expense: | | | |
| Current tax | | - | - |
| (Loss) for the year from continuing operations | | (8,261) | (8,945) |
| Other comprehensive income | | - | - |
| Total other comprehensive income for the year, net of tax | | - | - |
| Total comprehensive (loss) for the year, net of tax | | (8,261) | (8,945) |
| Earnings per equity share | 13 | | |
| (1) Basic | | (0.83) | (0.89) |
| (2) Diluted | | (0.83) | (0.89) |
| Summary of significant accounting policies | 3 | | |

The accompanying notes are an integral part of the financial statements.

As per our report of even date

For Rajeev & Ajay
Firm registration No : 00997737
Chartered Accountants

Rajeev Sabharwal
Partner
Membership No. : 084833

Place : New Delhi
Date : 13 May 2019

For and on behalf of the Board of Directors of
GODAWARI BUILDWELL PRIVATE LIMITED

Smriti Narayan Pradhan
Director
DIN-08367736

Meda Aswini
Director
DIN-08394637

GOLLIWOG PROPBUILD PRIVATE LIMITED
BALANCE SHEET AS AT 31 MARCH 2019
(Amount in rupees, unless otherwise stated)

ASSETS

Current assets

Inventories

Financial assets

Cash and cash equivalents

Other financial assets

Total Assets

EQUITY AND LIABILITIES

Equity

Equity share capital

Other equity

Total equity

LIABILITIES

Current liabilities

Financial liabilities

Trade payables

-total outstanding dues of micro and small enterprises

-total outstanding dues other than micro and small enterprises

Other current liabilities

Total liabilities

Total Equity and Liabilities

Summary of significant accounting policies

The accompanying notes are an integral part of the financial statements.

As per our report of even date

For **Rajeev & Ajay**

Firm registration No : 009977N

Chartered Accountants

Rajeev Sabharwal

Partner

Membership No. : 084833

Place : New Delhi

Date : 13 May 2019



| Notes | As at 31 March 2019 | As at 31 March 2018 |
|-------|------------------------|------------------------|
| 4 | 44,809,555 | 44,809,555 |
| 5 | 20,280 | 18,680 |
| 6 | 7,048,023 | 7,048,023 |
| | 51,877,858 | 51,876,258 |
| 7 | 100,000 | 100,000 |
| 8 | (279,321) | (263,053) |
| | (179,321) | (163,053) |
| 9 | - | - |
| 10 | 11,301 | 5,310 |
| | 52,045,878 | 52,034,001 |
| | 52,057,179 | 52,039,311 |
| | 51,877,858 | 51,876,258 |

3

For and on behalf of the Board of Directors of
GOLLIWOG PROPBUILD PRIVATE LIMITED

Purushottam Grover
Director
DIN-08315022

Meda Aswini
Director
DIN-08394637

GOLLIWOG PROPBUILD PRIVATE LIMITED
STATEMENT OF PROFIT AND LOSS FOR THE YEAR ENDED 31 MARCH 2019
(Amount in rupees, unless otherwise stated)

| Particulars | Notes | 31 March 2019 | 31 March 2018 |
|--|-------|-----------------|----------------|
| Revenue | | - | - |
| Total Income | | - | - |
| EXPENSES | | | |
| Finance costs | 11 | 89 | 89 |
| Other expenses | 12 | 16,179 | 9,792 |
| Total Expenses | | 16,268 | 9,881 |
| (Loss) before tax from continuing operations | | (16,268) | (9,881) |
| Tax expense: | | | |
| Current tax | | - | - |
| (Loss) for the year from continuing operations | | (16,268) | (9,881) |
| Other comprehensive income | | - | - |
| Total other comprehensive income for the year, net of tax | | - | - |
| Total comprehensive (loss) for the year, net of tax | | (16,268) | (9,881) |
| Earnings per equity share: | | | |
| (1) Basic | 13 | (1.63) | (0.99) |
| (2) Diluted | | (1.63) | (0.99) |

Summary of significant accounting policies

3

The accompanying notes are an integral part of the financial statements.

As per our report of even date

For Rajeev & Ajay
Firm registration No: 009977N
Chartered Accountants

Rajeev Sabharwal
Partner
Membership No. : 084833



For and on behalf of the Board of Directors of
GOLLIWOG PROPBUILD PRIVATE LIMITED

Purushottam Grover
Director
DIN-08315022

Meda Aswini
Director
DIN-08394637

Place : New Delhi
Date : 13 May 2019

GRACIOUS TECHNOBUILD PRIVATE LIMITED
BALANCE SHEET AS AT 31 MARCH 2019
(Amount in rupees, unless otherwise stated)

| | Notes | As at 31 March 2019 | As at 31 March 2018 |
|--|-------|------------------------|------------------------|
| ASSETS | | | |
| Current assets | | | |
| Inventories | 4 | 86,751,704 | 232,667,223 |
| Financial assets | | | |
| Cash and cash equivalents | 5 | 20,391 | 17,791 |
| Other current assets | 6 | - | - |
| Total Assets | | 86,772,095 | 232,685,014 |
| EQUITY AND LIABILITIES | | | |
| Equity | | | |
| Equity share capital | 7 | 100,000 | 100,000 |
| Other equity | 8 | (1,092,284) | (1,076,743) |
| Total equity | | (992,284) | (976,743) |
| LIABILITIES | | | |
| Current liabilities | | | |
| Financial liabilities | | | |
| Trade payables | 9 | - | - |
| -total outstanding dues of micro and small enterprises | | 11,300 | 5,309 |
| -total outstanding dues other than micro and small enterprises | 10 | 87,753,079 | 233,656,448 |
| Other Current liabilities | | | |
| Total liabilities | | 87,764,379 | 233,661,757 |
| Total Equity and Liabilities | | 86,772,095 | 232,685,014 |
| Summary of significant accounting policies | 3 | | |

The accompanying notes are an integral part of the financial statements.

As per our report of even date

For Rajeev & Ajay
Firm registration No : 009977N
Chartered Accountants

Ajay Sachdeva
Partner
Membership No. : 084302



For and on behalf of the Board of Directors of
GRACIOUS TECHNOBUILD PRIVATE LIMITED

Purushottam Grover
Director
DIN-08315022

Meda Aswini
Director
DIN-08394637

Place : New Delhi
Date : 13 May 2019

GRACIOUS TECHNOBUILD PRIVATE LIMITED
STATEMENT OF PROFIT AND LOSS FOR THE YEAR ENDED 31 MARCH 2019
(Amount in rupees, unless otherwise stated)

| Particulars | Notes | 31 March 2019 | 31 March 2018 |
|--|-------|-----------------|-----------------|
| Revenue | | - | - |
| Total Income (I) | | - | - |
| EXPENSES | | | |
| Finance costs | 11 | 89 | 89 |
| Other expenses | 12 | 15,452 | 10,727 |
| Total Expenses (II) | | 15,541 | 10,816 |
| (Loss) before tax from continuing operations (I-II) | | (15,541) | (10,816) |
| Tax expense: | | | |
| Current tax | | - | - |
| (Loss) for the year from continuing operations | | (15,541) | (10,816) |
| Other comprehensive income | | - | - |
| Total other comprehensive income for the year, net of tax | | - | - |
| Total comprehensive (loss) for the year, net of tax | | (15,541) | (10,816) |
| Earnings per equity share: | 13 | | |
| (1) Basic | | (1.55) | (1.08) |
| (2) Diluted | | (1.55) | (1.08) |

Summary of significant accounting policies

3

The accompanying notes are an integral part of the financial statements.

As per our report of even date

For Rajeev & Ajay
Firm registration No : 009977N
Chartered Accountants

Ajay Sachdeva
Partner
Membership No. : 084302



For and on behalf of the Board of Directors of
GRACIOUS TECHNOBUILD PRIVATE LIMITED

Purushottam Grover
Director
DIN-08315022

Meda Aswini
Director
DIN-08394637

Place : New Delhi
Date : 13 May 2019

GRADIENT DEVELOPERS PRIVATE LIMITED
BALANCE SHEET AS AT 31 MARCH 2019
(Amount in rupees, unless otherwise stated)

| | Notes | As at 31 March 2019 | As at 31 March 2018 |
|--|-------|------------------------|------------------------|
| ASSETS | | | |
| Current assets | | | |
| Financial assets | | | |
| Cash and cash equivalents | 4 | 18,848 | 18,496 |
| Other current assets | 5 | 18,361 | 18,361 |
| Total Assets | | 37,209 | 36,857 |
| EQUITY AND LIABILITIES | | | |
| Equity | | | |
| Equity share capital | 6 | 100,000 | 100,000 |
| Other equity | 7 | (356,241) | (337,586) |
| Total equity | | (256,241) | (237,586) |
| LIABILITIES | | | |
| Current liabilities | | | |
| Financial liabilities | | | |
| Trade payables | 8 | - | - |
| -total outstanding dues of micro and small enterprises | | - | - |
| -total outstanding dues other than micro and small enterprises | | 11,301 | 5,311 |
| Other current liabilities | 9 | 282,149 | 269,132 |
| Total liabilities | | 293,450 | 274,443 |
| Total Equity and Liabilities | | 37,209 | 36,857 |
| Summary of significant accounting policies | 3 | | |

The accompanying notes are an integral part of the financial statements.

As per our report of even date

For Rajeev & Ajay
Firm registration No : 009977N
Chartered Accountants

Ajay Sachdeva
Partner
Membership No. : 084302



For and on behalf of the Board of Directors of
GRADIENT DEVELOPERS PRIVATE LIMITED

Ramesh Khulbe
Director
DIN-07109071

Taran Chadha
Director
DIN-07109007

Place : New Delhi
Date : 13 May 2019

GRADIENT DEVELOPERS PRIVATE LIMITED
STATEMENT OF PROFIT AND LOSS FOR THE YEAR ENDED 31 MARCH 2019
(Amount in rupees, unless otherwise stated)

| Particulars | Notes | 31 March 2019 | 31 March 2018 |
|--|-------|-----------------|----------------|
| Revenue | | - | - |
| Total Income (I) | | - | - |
| EXPENSES | | | |
| Finance costs | 10 | 89 | 91 |
| Other expenses | 11 | 18,566 | 8,543 |
| Total Expenses (II) | | 18,655 | 8,636 |
| (Loss) before tax from continuing operations (I-II) | | (18,655) | (8,636) |
| Tax expense: | | | |
| Current tax | | - | - |
| (Loss) for the year from continuing operations | | (18,655) | (8,636) |
| Other comprehensive income | | - | - |
| Total other comprehensive income for the year, net of tax | | - | - |
| Total comprehensive (loss) for the year, net of tax | | (18,655) | (8,636) |
| Earnings per equity share: | 12 | | |
| (1) Basic | | (1.87) | (0.86) |
| (2) Diluted | | (1.87) | (0.86) |
| Summary of significant accounting policies | 3 | | |

The accompanying notes are an integral part of the financial statements.

As per our report of even date

For Rajeev & Ajay
Firm registration No : 009977N
Chartered Accountants

Ajay Sachdeva
Partner
Membership No. : 084302



For and on behalf of the Board of Directors of
GRADIENT DEVELOPERS PRIVATE LIMITED

Ramesh Khulbe
Director
DIN-07109071

Tarun Chadha
Director
DIN-07109007

Place : New Delhi
Date : 13 May 2019

GRAIL PROPBUILD PRIVATE LIMITED
BALANCE SHEET AS AT 31 MARCH 2019
(Amount in rupees, unless otherwise stated)

| | Notes | As at 31 March 2019 | As at 31 March 2018 |
|--|-------|------------------------|------------------------|
| ASSETS | | | |
| Current assets | | | |
| Inventories | 4 | 30,869,873 | 34,804,373 |
| Financial assets | | | |
| Cash and cash equivalents | 5 | 20,113 | 18,513 |
| Total Assets | | 30,889,986 | 34,822,886 |
| EQUITY AND LIABILITIES | | | |
| Equity | | | |
| Equity share capital | 6 | 100,000 | 100,000 |
| Other equity | 7 | (187,992) | (173,075) |
| Total equity | | (87,992) | (73,075) |
| LIABILITIES | | | |
| Current liabilities | | | |
| Financial liabilities | | | |
| Trade payables | 8 | - | - |
| -total outstanding dues of micro and small enterprises | | 11,302 | 5,311 |
| -total outstanding dues other than micro and small enterprises | | | |
| Other current liabilities | 9 | 30,966,676 | 34,890,650 |
| Total liabilities | | 30,977,978 | 34,895,961 |
| Total Equity and Liabilities | | 30,889,986 | 34,822,886 |

Summary of significant accounting policies

3

The accompanying notes are an integral part of the financial statements.

As per our report of even date

For Rajeev & Ajay
Firm registration No. 009977N
Chartered Accountants

Rajeev Sabharwal
Partner
Membership No. 084833

Place : New Delhi
Date : 13 May 2019

For and on behalf of the Board of Directors of
GRAIL PROPBUILD PRIVATE LIMITED

Smriti Narayan Pradhan
Director
DIN-08367736

Meda Aswini
Director
DIN-08394637

GRAIL PROPBUILD PRIVATE LIMITED
STATEMENT OF PROFIT AND LOSS FOR THE YEAR ENDED 31 MARCH 2019
(Amount in rupees, unless otherwise stated)

| Particulars | Notes | 31 March 2019 | 31 March 2018 |
|--|-------|-----------------|----------------|
| Revenue | | - | - |
| Total Income | | - | - |
| EXPENSES | | | |
| Finance costs | 10 | 89 | 89 |
| Other expenses | 11 | 14,828 | 9,792 |
| Total Expenses | | 14,917 | 9,881 |
| (Loss) before tax from continuing operations | | (14,917) | (9,881) |
| Tax expense: | | | |
| Current tax | | - | - |
| (Loss) for the year from continuing operations | | (14,917) | (9,881) |
| Other comprehensive income | | - | - |
| Total other comprehensive income for the year, net of tax | | - | - |
| Total comprehensive (loss) for the year, net of tax | | (14,917) | (9,881) |
| Earnings per equity share: | 12 | | |
| (1) Basic | | (1.49) | (0.99) |
| (2) Diluted | | (1.49) | (0.99) |
| Summary of significant accounting policies | 3 | | |

The accompanying notes are an integral part of the financial statements.

As per our report of even date

For Rajeev & Ajay
Firm registration No.: 009977N
Chartered Accountants

Rajeev Sabharwal
Partner
Membership No.: 084833

Place : New Delhi
Date : 13 May 2019

For and on behalf of the Board of Directors of
GRAIL PROPBUILD PRIVATE LIMITED

Smiti
Smiti Narayan Pradhan
Director
DIN-08367736

M. Aswini
Meda Aswini
Director
DIN-08394637

GRAMPUS PROPBUILD PRIVATE LIMITED
BALANCE SHEET AS AT 31 MARCH 2019
(Amount in rupees, unless otherwise stated)

| | Notes | As at 31 March 2019 | As at 31 March 2018 |
|--|-------|------------------------|------------------------|
| ASSETS | | | |
| Current assets | | | |
| Inventories | 4 | 13,629,751 | 36,677,283 |
| Financial assets | | | |
| Cash and cash equivalents | 5 | 20,420 | 18,508 |
| Other financial assets | 6 | 293,318 | 293,318 |
| Total Assets | | 13,943,489 | 36,989,109 |
| EQUITY AND LIABILITIES | | | |
| Equity | | | |
| Equity share capital | 7 | 100,000 | 100,000 |
| Other equity | 8 | (282,084) | (267,167) |
| Total equity | | (182,084) | (167,167) |
| LIABILITIES | | | |
| Current liabilities | | | |
| Financial liabilities | | | |
| Trade payables | 9 | - | - |
| -total outstanding dues of micro and small enterprises | | 11,302 | 5,311 |
| -total outstanding dues other than micro and small enterprises | 10 | 14,114,271 | 37,150,965 |
| Other current liabilities | | 14,125,573 | 37,156,276 |
| Total liabilities | | 13,943,489 | 36,989,109 |

Total Equity and Liabilities

Summary of significant accounting policies

The accompanying notes are an integral part of the financial statements.

As per our report of even date

For Rajeev & Ajay

Firm registration No : 009977N
Chartered Accountants

Ajay Sachdeva
Partner

Membership No. : 084302

Place : New Delhi

Date : 13 May 2019

**For and on behalf of the Board of Directors of
GRAMPUS PROPBUILD PRIVATE LIMITED**

Meda Aswini
Director
DIN-08394637

Narendra Singh Patwal
Director
DIN-08129131

GRAMPUS PROPBUILD PRIVATE LIMITED
STATEMENT OF PROFIT AND LOSS FOR THE YEAR ENDED 31 MARCH 2019
(Amount in rupees, unless otherwise stated)

| Particulars | Notes | 31 March 2019 | 31 March 2018 |
|--|-------|---------------|---------------|
| Revenue | | - | - |
| Total Income (I) | | - | - |
| EXPENSES | | | |
| Finance costs | 11 | 89 | 89 |
| Other expenses | 12 | 14,828 | 9,168 |
| Total Expenses (II) | | 14,917 | 9,257 |
| (Loss) before tax from continuing operations (I-II) | | (14,917) | (9,257) |
| Tax expense: | | | |
| Current tax | | - | - |
| (Loss) for the year from continuing operations | | (14,917) | (9,257) |
| Other comprehensive income | | - | - |
| Total other comprehensive income for the year, net of tax | | - | - |
| Total comprehensive (loss) for the year, net of tax | | (14,917) | (9,257) |
| Earnings per equity share: | 13 | | |
| (1) Basic | | (1.49) | (0.93) |
| (2) Diluted | | (1.49) | (0.93) |

Summary of significant accounting policies

3

The accompanying notes are an integral part of the financial statements.

As per our report of even date

For Rajeev & Ajay
Firm registration No : 009977N
Chartered Accountants

Ajay Sachdeva
Partner
Membership No. : 084302



For and on behalf of the Board of Directors of
GRAMPUS PROPBUILD PRIVATE LIMITED

M. Aswini
Meda Aswini
Director
DIN-08394637

Narendra Singh Patwal
Narendra Singh Patwal
Director
DIN-08129131

Place : New Delhi
Date : 13 May 2019

GRANAR PROPBUILD PRIVATE LIMITED
BALANCE SHEET AS AT 31 MARCH 2019
(Amount in Rupees, unless otherwise stated)

| | Notes | As at 31 March 2019 | As at 31 March 2018 |
|--|-------|------------------------|------------------------|
| ASSETS | | | |
| Current assets | | | |
| Inventories | 4 | 109,047,953 | 109,395,250 |
| Financial assets | | | |
| Cash and cash equivalents | 5 | 27,927 | 18,216 |
| Other financial assets | 6 | 12,847,872 | 52,166,965 |
| Other current assets | 7 | 3,211,289 | - |
| Total Assets | | 125,135,041 | 161,580,431 |
| EQUITY AND LIABILITIES | | | |
| Equity | | | |
| Equity share capital | 8 | 100,000 | 100,000 |
| Other equity | 9 | (464,759) | (449,323) |
| Total equity | | (364,759) | (349,323) |
| LIABILITIES | | | |
| Current liabilities | | | |
| Financial liabilities | | | |
| Trade payables | 10 | - | - |
| -total outstanding dues of micro and small enterprises | | 11,299 | 5,310 |
| -total outstanding dues other than micro and small enterprises | | | |
| Other current liabilities | 11 | 125,488,501 | 161,924,444 |
| Total liabilities | | 125,499,800 | 161,929,754 |
| Total Equity and Liabilities | | 125,135,041 | 161,580,431 |
| Summary of significant accounting policies | 3 | | |

The accompanying notes are an integral part of the financial statements.

As per our report of even date

For Rajeev & Ajay
Firm registration No : 009977N
Chartered Accountants

Ajay Sachdeva
Partner
Membership No. : 084302



For and on behalf of the Board of Directors of
GRANAR PROPBUILD PRIVATE LIMITED

Yashpal Saun
Director
DIN-08385668

Kamal Malik
Director
DIN-08129137

Place : New Delhi
Date : 13 May 2019

GRANAR PROPBUILD PRIVATE LIMITED
STATEMENT OF PROFIT AND LOSS FOR THE YEAR ENDED 31 MARCH 2019
(Amount in Rupees, unless otherwise stated)

| Particulars | Notes | 31 March 2019 | 31 March 2018 |
|--|-------|-------------------|------------------|
| Revenue | 12 | 32,112,894 | - |
| Total Income (I) | | 32,112,894 | - |
| EXPENSES | | | |
| Finance costs | 13 | 192 | 89 |
| Other expenses | 14 | 32,128,138 | 106,503 |
| Total Expenses (II) | | 32,128,330 | 106,592 |
| Profit/(Loss) before tax from continuing operations (I-II) | | (15,436) | (106,592) |
| Tax expense: | | | |
| Current Tax | | - | - |
| Profit/(Loss) for the year from continuing operations | | (15,436) | (106,592) |
| Other Comprehensive Income | | - | - |
| Total other comprehensive income for the year, net of tax | | - | - |
| Total comprehensive income/(loss) for the year, net of tax | | (15,436) | (106,592) |
| Earnings per equity share (computed on the basis of profit/(loss) for the year): | 15 | | |
| (1) Basic | | (1.54) | (10.66) |
| (2) Diluted | | (1.54) | (10.66) |
| Summary of significant accounting policies | 3 | | |

The accompanying notes are an integral part of the financial statements.

As per our report of even date

For Rajeev & Ajay
Firm registration No : 009977N
Chartered Accountants

Ajay Sachdeva
Partner
Membership No. : 084302



For and on behalf of the Board of Directors of
GRANAR PROPBUILD PRIVATE LIMITED

Yashpal Saun
Director
DIN-08385668

Kamal Malik
Director
DIN-08129137

Place : New Delhi
Date : 13 May 2019

GRANGE PROPBUILD PRIVATE LIMITED
BALANCE SHEET AS AT 31 MARCH 2019
(Amount in Rupees, unless otherwise stated)

| | Notes | As at 31 March 2019 | As at 31 March 2018 |
|--|-------|------------------------|------------------------|
| ASSETS | | | |
| Current assets | | | |
| Inventories | 4 | 2,81,30,123 | 3,83,66,172 |
| Financial assets | | | |
| Cash and cash equivalents | 5 | 25,161 | 18,017 |
| Other financial assets | 6 | 2,56,18,775 | 2,56,18,775 |
| Total Assets | | 5,37,74,059 | 6,40,02,964 |
| EQUITY AND LIABILITIES | | | |
| Equity | | | |
| Equity share capital | 7 | 1,00,000 | 1,00,000 |
| Other equity | 8 | (2,85,986) | (2,70,998) |
| Total equity | | (1,85,986) | (1,70,998) |
| LIABILITIES | | | |
| Current liabilities | | | |
| Financial liabilities | | | |
| Trade payables | 9 | - | - |
| -total outstanding dues of micro and small enterprises | | - | - |
| -total outstanding dues other than micro and small enterprises | | 11,299 | 5,310 |
| Other current liabilities | 10 | 5,39,48,746 | 6,41,68,652 |
| Total liabilities | | 5,39,60,045 | 6,41,73,962 |
| Total Equity and Liabilities | | 5,37,74,059 | 6,40,02,964 |
| Summary of significant accounting policies | 3 | | |

The accompanying notes are an integral part of the financial statements.

As per our report of even date

For Rajeev & Ajay
Firm registration No : 009977N
Chartered Accountants

Ajay Sachdeva
Partner
Membership No. : 084302



For and on behalf of the Board of Directors of
GRANGE PROPBUILD PRIVATE LIMITED

Meda Aswini
Director
DIN-08394637

Lalan Prasad Singh
Director
DIN-08129091

Place : New Delhi
Date : 13 May 2019

GRANGE PROPBUILD PRIVATE LIMITED
STATEMENT OF PROFIT AND LOSS FOR THE YEAR ENDED 31 MARCH 2019
(Amount in Rupees, unless otherwise stated)

| Particulars | Notes | 31 March 2019 | 31 March 2018 |
|--|-------|-----------------|----------------|
| Revenue | | - | - |
| Total Income (I) | | - | - |
| EXPENSES | | | |
| Finance costs | 11 | 58 | 89 |
| Other expenses | 12 | 14,930 | 9,791 |
| Total Expenses (II) | | 14,988 | 9,880 |
| Profit/(Loss) before tax from continuing operations (I-II) | | (14,988) | (9,880) |
| Tax expense: | | | |
| Current Tax | | - | - |
| Profit/(Loss) for the year from continuing operations | | (14,988) | (9,880) |
| Other Comprehensive Income | | - | - |
| Total other comprehensive income for the year, net of tax | | - | - |
| Total comprehensive income/(loss) for the year, net of tax | | (14,988) | (9,880) |
| Earnings per equity share (computed on the basis of profit/(loss) for the year): | 13 | | |
| (1) Basic | | (1.50) | (0.99) |
| (2) Diluted | | (1.50) | (0.99) |

Summary of significant accounting policies

3

The accompanying notes are an integral part of the financial statements.

As per our report of even date

For Rajeev & Ajay
Firm registration No : 009977N
Chartered Accountants

Ajay Sachdeva
Partner
Membership No. : 084302



For and on behalf of the Board of Directors of
GRANGE PROPBUILD PRIVATE LIMITED

Meda Aswini
Director
DIN-08394637

Lalan Prasad Singh
Director
DIN-08129091

Place : New Delhi
Date : 13 May 2019

GRANULE PROPBUILD PRIVATE LIMITED
BALANCE SHEET AS AT 31 MARCH 2019
(Amount in Rupees, unless otherwise stated)

| | Notes | As at 31 March 2019 | As at 31 March 2018 |
|--|-------|------------------------|------------------------|
| ASSETS | | | |
| Current assets | | | |
| Inventories | 4 | 59,714,542 | 59,763,342 |
| Financial assets | | | |
| Cash and cash equivalents | 5 | 25,585 | 18,495 |
| Other financial assets | 6 | 10,891,851 | 26,621,122 |
| Other current assets | 7 | 1,668,433 | - |
| | | <u>72,300,411</u> | <u>86,402,959</u> |
| Total Assets | | <u>72,300,411</u> | <u>86,402,959</u> |
| EQUITY AND LIABILITIES | | | |
| Equity | | | |
| Equity share capital | 8 | 100,000 | 100,000 |
| Other equity | 9 | (368,256) | (353,343) |
| Total equity | | <u>(268,256)</u> | <u>(253,343)</u> |
| LIABILITIES | | | |
| Current liabilities | | | |
| Financial liabilities | | | |
| Trade payables | 10 | - | - |
| -total outstanding dues of micro and small enterprises | | 11,300 | 5,310 |
| -total outstanding dues other than micro and small enterprises | | 31,500 | 31,500 |
| Other financial liabilities | 11 | 72,525,867 | 86,619,492 |
| Other current liabilities | 12 | 72,568,667 | 86,656,302 |
| Total liabilities | | <u>72,300,411</u> | <u>86,402,959</u> |
| Total Equity and Liabilities | | <u>72,300,411</u> | <u>86,402,959</u> |

Summary of significant accounting policies 3

The accompanying notes are an integral part of the financial statements.

As per our report of even date

For Rajeev & Ajay
Firm registration No : 009977N
Chartered Accountants

Ajay Sachdeva
Partner
Membership No. : 084302



For and on behalf of the Board of Directors of
GRANULE PROPBUILD PRIVATE LIMITED

Kalyan Biswas
Director
DIN-08411388

Naresh Kumar
Director
DIN-08402436

Place : New Delhi
Date : 13 May 2019

GRANULE PROPBUILD PRIVATE LIMITED
STATEMENT OF PROFIT AND LOSS FOR THE YEAR ENDED 31 MARCH 2019
(Amount in Rupees, unless otherwise stated)

| Particulars | Notes | 31 March 2019 | 31 March 2018 |
|--|-------|-------------------|----------------|
| Revenue | 13 | 16,684,338 | - |
| Total Income (I) | | 16,684,338 | - |
| EXPENSES | | | |
| Finance costs | 14 | 86 | 89 |
| Other expenses | 15 | 16,699,165 | 9,168 |
| Total Expenses (II) | | 16,699,251 | 9,257 |
| Profit/(Loss) before tax from continuing operations (I-II) | | (14,913) | (9,257) |
| Tax expense: | | | |
| Current Tax | | - | - |
| Profit/(Loss) for the year from continuing operations | | (14,913) | (9,257) |
| Other Comprehensive Income | | - | - |
| Total other comprehensive income for the year, net of tax | | - | - |
| Total comprehensive income/(loss) for the year, net of tax | | (14,913) | (9,257) |
| Earnings per equity share (computed on the basis of profit/(loss) for the year): | 16 | | |
| (1) Basic | | (1.49) | (0.93) |
| (2) Diluted | | (1.49) | (0.93) |
| Summary of significant accounting policies | 3 | | |

The accompanying notes are an integral part of the financial statements.

As per our report of even date

For Rajeev & Ajay
Firm registration No : 009977N
Chartered Accountants

Ajay Sachdeva
Partner
Membership No. : 084302



For and on behalf of the Board of Directors of
GRANULE PROPBUILD PRIVATE LIMITED

Kalyan Biswas
Director
DIN-08411388

Naresh Kumar
Director
DIN-08402436

Place : New Delhi
Date : 13 May 2019

GRASSROOT PROMOTERS PRIVATE LIMITED
BALANCE SHEET AS AT 31 MARCH 2019
(Amount in rupees, unless otherwise stated)

ASSETS

Non-current assets

Financial assets
Investments

Current assets

Financial assets
Cash and cash equivalents

Total Assets

EQUITY AND LIABILITIES

Equity

Equity share capital
Other equity
Total equity

LIABILITIES

Current liabilities

Financial liabilities
Trade payables
-total outstanding dues of micro and small enterprises
-total outstanding dues other than micro and small enterprises
Other current liabilities
Total liabilities

Total Equity and Liabilities

Summary of significant accounting policies

The accompanying notes are an integral part of the financial statements.

As per our report of even date

For Rajeev & Ajay

Firm registration No : 009977N/DELHI

Chartered Accountants

Ajay Sachdeva
Partner

Membership No. : 084302

Place : New Delhi
Date : 13 May 2019

| Notes | As at 31 March 2019 | As at 31 March 2018 |
|-------|------------------------|------------------------|
| 4 | 100,000 | 100,000 |
| 5 | 19,637 | 20,726 |
| | 119,637 | 120,726 |
| 6 | 100,000 | 100,000 |
| 7 | (226,216) | (198,252) |
| | (126,216) | (98,252) |
| 8 | - | - |
| 9 | 22,101 | 5,311 |
| | 223,752 | 213,667 |
| | 245,853 | 218,978 |
| | 119,637 | 120,726 |
| 3 | | |

For and on behalf of the Board of Directors of
GRASSROOT PROMOTERS PRIVATE LIMITED

Narendra Singh Patwal
Director
DIN-08129131

Ajeet Singh Nagar
Director
DIN-08394636

GRASSROOT PROMOTERS PRIVATE LIMITED
STATEMENT OF PROFIT AND LOSS FOR THE YEAR ENDED 31 MARCH 2019
(Amount in rupees, unless otherwise stated)

| Particulars | Notes | 31 March 2019 | 31 March 2018 |
|--|-------|-----------------|-----------------|
| Other income | 10 | - | 5,725 |
| Total Income | | - | 5,725 |
| EXPENSES | | | |
| Finance costs | 11 | 89 | 779 |
| Other expenses | 12 | 27,875 | 27,078 |
| Total Expenses | | 27,964 | 27,857 |
| (Loss) before tax from continuing operations | | (27,964) | (22,132) |
| Tax expense: | | | |
| Current tax | | - | - |
| (Loss) for the year from continuing operations | | (27,964) | (22,132) |
| Other comprehensive income | | - | - |
| Total other comprehensive income for the year, net of tax | | - | - |
| Total comprehensive (loss) for the year, net of tax | | (27,964) | (22,132) |
| Earnings per equity share: | 13 | | |
| (1) Basic | | (2.80) | (2.21) |
| (2) Diluted | | (2.80) | (2.21) |

Summary of significant accounting policies

3

The accompanying notes are an integral part of the financial statements.

As per our report of even date

For Rajeev & Ajay
Firm registration No : 009977N
Chartered Accountants

Ajay Sachdeva
Partner
Membership No. : 084302



For and on behalf of the Board of Directors of
GRASSROOT PROMOTERS PRIVATE LIMITED

Narendra Singh Patwal
Director
DIN-08129131

Ajeet Singh Nagar
Director
DIN-08394636

Place : New Delhi
Date : 13 May 2019

GRAVEL PROPBUILD PRIVATE LIMITED
BALANCE SHEET AS AT 31 MARCH 2019
(Amount in rupees, unless otherwise stated)

| | Notes | As at 31 March 2019 | As at 31 March 2018 |
|--|-------|------------------------|------------------------|
| ASSETS | | | |
| Current assets | | | |
| Inventories | 4 | 50,713,424 | 50,713,424 |
| Financial assets | | | |
| Cash and cash equivalents | 5 | 19,772 | 18,172 |
| Total Assets | | 50,733,196 | 50,731,596 |
| EQUITY AND LIABILITIES | | | |
| Equity | | | |
| Equity share capital | 6 | 100,000 | 100,000 |
| Other equity | 7 | (259,379) | (250,805) |
| Total equity | | (159,379) | (150,805) |
| LIABILITIES | | | |
| Current liabilities | | | |
| Financial liabilities | | | |
| Trade payables | 8 | - | - |
| -total outstanding dues of micro and small enterprises | | 11,301 | 5,310 |
| -total outstanding dues other than micro and small enterprises | | - | - |
| Other current liabilities | 9 | 50,881,274 | 50,877,091 |
| Total liabilities | | 50,892,575 | 50,882,401 |
| Total Equity and Liabilities | | 50,733,196 | 50,731,596 |

Summary of significant accounting policies

3

The accompanying notes are an integral part of the financial statements.

As per our report of even date

For Rajeev & Ajay
Firm registration No : 009977N
Chartered Accountants

Ajay Sachdeva
Partner
Membership No. : 084302



For and on behalf of the Board of Directors of
GRAVEL PROPBUILD PRIVATE LIMITED

Ramkishan Gulhe
Director
DIN-07109071

Vineet
Director
DIN-08129156

Place : New Delhi
Date : 13 May 2019

GRAVEL PROPBUILD PRIVATE LIMITED
STATEMENT OF PROFIT AND LOSS FOR THE YEAR ENDED 31 MARCH 2019
(Amount in rupees, unless otherwise stated)

| Particulars | Notes | 31 March 2019 | 31 March 2018 |
|--|-------|----------------|----------------|
| Revenue | | - | - |
| Total Income (I) | | - | - |
| EXPENSES | | | |
| Finance costs | 10 | 89 | 89 |
| Other expenses | 11 | 8,485 | 8,233 |
| Total Expenses (II) | | 8,574 | 8,322 |
| (Loss) before tax from continuing operations (I-II) | | (8,574) | (8,322) |
| Tax expense: | | | |
| Current tax | | - | - |
| (Loss) for the year from continuing operations | | (8,574) | (8,322) |
| Other comprehensive income | | - | - |
| Total other comprehensive income for the year, net of tax | | - | - |
| Total comprehensive (loss) for the year, net of tax | | (8,574) | (8,322) |
| Earnings per equity share: | 12 | | |
| (1) Basic | | (0.86) | (0.83) |
| (2) Diluted | | (0.86) | (0.83) |

Summary of significant accounting policies 3

The accompanying notes are an integral part of the financial statements.

As per our report of even date

For Rajeev & Ajay
Firm registration No : 009977N
Chartered Accountants


Ajay Sachdeva
Partner
Membership No. : 084302



For and on behalf of the Board of Directors of
GRAVEL PROPBUILD PRIVATE LIMITED


Ramesh Khulbe
Director
DIN-07109071


Vineet
Director
DIN-08129156

Place : New Delhi
Date : 13 May 2019

GREBE PROPBUILD PRIVATE LIMITED
BALANCE SHEET AS AT 31 MARCH 2019
(Amount in rupees, unless otherwise stated)

| | Note | As at 31 March 2019 | As at 31 March 2018 |
|--|------|------------------------|------------------------|
| ASSETS | | | |
| Current assets | | | |
| Inventories | 4 | 47,828,138 | 47,423,885 |
| Financial assets | | | |
| Cash and cash equivalents | 5 | 340,370 | 18,011 |
| Total Assets | | 48,168,508 | 47,441,896 |
| EQUITY AND LIABILITIES | | | |
| Equity | | | |
| Equity share capital | 6 | 100,000 | 100,000 |
| Other equity | 7 | (280,592) | (271,409) |
| Total equity | | (180,592) | (171,409) |
| LIABILITIES | | | |
| Current liabilities | | | |
| Financial liabilities | | | |
| Trade payables | 8 | - | - |
| -total outstanding dues of micro and small enterprises | | 11,301 | 5,311 |
| -total outstanding dues other than micro and small enterprises | | | |
| Other current liabilities | 9 | 48,337,799 | 47,607,994 |
| Total liabilities | | 48,349,100 | 47,613,305 |
| Total Equity and Liabilities | | 48,168,508 | 47,441,896 |

Summary of significant accounting policies

3

The accompanying notes are an integral part of the financial statements.

As per our report of even date

For Rajeev & Ajay
Firm registration No : 009977N
Chartered Accountants

Ajay Sachdeva
Partner
Membership No. : 084302



For and on behalf of the Board of Directors of
GREBE PROPBUILD PRIVATE LIMITED


Pankaj Kishore Chaturvedi
Director
DIN-07119298


Ajeet Singh Nagar
Director
DIN-08394636

Place : New Delhi
Date : 13 May 2019

R

GREBE PROPBUILD PRIVATE LIMITED
STATEMENT OF PROFIT AND LOSS FOR THE YEAR ENDED 31 MARCH 2019
(Amount in rupees, unless otherwise stated)

| Particulars | Notes | 31 March 2019 | 31 March 2018 |
|---|-------|---------------|---------------|
| Revenue | | - | - |
| Total Income (I) | | - | - |
| EXPENSES | | | |
| Finance costs | 10 | 76 | 89 |
| Other expenses | 11 | 9,107 | 8,545 |
| Total Expenses (II) | | 9,183 | 8,634 |
| (Loss) before tax from continuing operations (I-II) | | (9,183) | (8,634) |
| Tax expense: | | | |
| Current tax | | - | - |
| (Loss) for the year from continuing operations | | (9,183) | (8,634) |
| Other comprehensive income | | - | - |
| Total other comprehensive income for the year, net of tax | | - | - |
| Total comprehensive (loss) for the year, net of tax | | (9,183) | (8,634) |
| Earnings per equity share: | 12 | | |
| (1) Basic | | (0.92) | (0.86) |
| (2) Diluted | | (0.92) | (0.86) |

Summary of significant accounting policies

3

The accompanying notes are an integral part of the financial statements.

As per our report of even date

For Rajeev & Ajay

Firm registration No : 009977N

Chartered Accountants

Ajay Sachdeva
Ajay Sachdeva
Partner
Membership No. : 084302



For and on behalf of the Board of Directors of
GREBE PROPBUILD PRIVATE LIMITED

Pankaj Kishore Chaturvedi
Pankaj Kishore Chaturvedi
Director
DIN-07119298

Ajeet Singh Nagar
Ajeet Singh Nagar
Director
DIN-08394636

Place : New Delhi
Date : 13 May 2019

GRIDDLE PROPBUILD PRIVATE LIMITED
BALANCE SHEET AS AT 31 MARCH 2019
(Amount in rupees, unless otherwise stated)

| | Notes | As at 31 March 2019 | As at 31 March 2018 |
|--|-------|------------------------|------------------------|
| ASSETS | | | |
| Current assets | | | |
| Inventories | 4 | 46,704,748 | 46,704,748 |
| Financial assets | | | |
| Cash and cash equivalents | 5 | 19,663 | 18,375 |
| Total Assets | | 46,724,411 | 46,723,123 |
| EQUITY AND LIABILITIES | | | |
| Equity | | | |
| Equity share capital | 6 | 100,000 | 100,000 |
| Other equity | 7 | (282,280) | (274,329) |
| Total equity | | (182,280) | (174,329) |
| LIABILITIES | | | |
| Current liabilities | | | |
| Financial liabilities | | | |
| Trade payables | 8 | - | - |
| -total outstanding dues of micro and small enterprises | | - | - |
| -total outstanding dues other than micro and small enterprises | | 11,301 | 5,310 |
| Other current liabilities | 9 | 46,895,390 | 46,892,142 |
| Total liabilities | | 46,906,691 | 46,897,452 |
| Total Equity and Liabilities | | 46,724,411 | 46,723,123 |

Summary of significant accounting policies 3

The accompanying notes are an integral part of the financial statements.

As per our report of even date

For Rajeev & Ajay
Firm registration No : 009977N
Chartered Accountants


Ajay Sachdeva
Partner
Membership No. : 084302



For and on behalf of the Board of Directors of
GRIDDLE PROPBUILD PRIVATE LIMITED


Navneet Kaur
Director
DIN-08324165


Ajeet Singh Nagar
Director
DIN-08394636

Place : New Delhi
Date : 13 May 2019



GRIDDLE PROPBUILD PRIVATE LIMITED
STATEMENT OF PROFIT AND LOSS FOR THE YEAR ENDED 31 MARCH 2019
(Amount in rupees, unless otherwise stated)

| Particulars | Notes | 31 March 2019 | 31 March 2018 |
|--|-------|----------------|----------------|
| Revenue | | - | - |
| Total Income (I) | | - | - |
| EXPENSES | | | |
| Finance costs | 10 | 89 | 89 |
| Other expenses | 11 | 7,862 | 7,297 |
| Total Expenses (II) | | 7,951 | 7,386 |
| (Loss) before tax from continuing operations (I-II) | | (7,951) | (7,386) |
| Tax expense: | | | |
| Current tax | | - | - |
| (Loss) for the year from continuing operations | | (7,951) | (7,386) |
| Other Comprehensive Income | | - | - |
| Total other comprehensive income for the year, net of tax | | - | - |
| Total comprehensive (loss) for the year, net of tax | | (7,951) | (7,386) |
| Earnings per equity share: | 12 | | |
| (1) Basic | | (0.80) | (0.74) |
| (2) Diluted | | (0.80) | (0.74) |

Summary of significant accounting policies

3

The accompanying notes are an integral part of the financial statements.

As per our report of even date

For Rajeev & Ajay
Firm registration No. 00997716
Chartered Accountants

Ajay Sachdeva
Ajay Sachdeva
Partner
Membership No. : 084302



For and on behalf of the Board of Directors of
GRIDDLE PROPBUILD PRIVATE LIMITED

Navneet Kaur
Navneet Kaur
Director
DIN-08324165

Ajeet Singh Nagar
Ajeet Singh Nagar
Director
DIN-08394636

Place : New Delhi
Date : 13 May 2019

GROG PROPBUILD PRIVATE LIMITED
BALANCE SHEET AS AT 31 MARCH 2019
(Amount in rupees, unless otherwise stated)

| | Notes | As at 31 March 2019 | As at 31 March 2018 |
|---|-------|------------------------|------------------------|
| ASSETS | | | |
| Current assets | | | |
| Inventories | 4 | 50,296,785 | 50,296,785 |
| Financial assets | | | |
| Cash and cash equivalents | 5 | 25,041 | 17,836 |
| Other financial assets | 6 | 2,182 | 2,182 |
| Total Assets | | 50,324,008 | 50,316,803 |
| EQUITY AND LIABILITIES | | | |
| Equity | | | |
| Equity share capital | 7 | 100,000 | 100,000 |
| Other equity | 8 | (282,411) | (274,238) |
| Total equity | | (182,411) | (174,238) |
| LIABILITIES | | | |
| Current liabilities | | | |
| Financial liabilities | | | |
| Trade payables | 9 | - | - |
| -total outstanding dues of micro and small enterprises | | - | - |
| - total outstanding dues other than micro and small enterprises | | 11,300 | 5,310 |
| Other current liabilities | 10 | 50,495,119 | 50,485,731 |
| Total liabilities | | 50,506,419 | 50,491,041 |
| Total Equity and Liabilities | | 50,324,008 | 50,316,803 |

Summary of significant accounting policies

3

The accompanying notes are an integral part of the financial statements.

As per our report of even date

For Rajeev & Ajay
Firm registration No : 009977N
Chartered Accountants

Ajay Sachdeva
Partner
Membership No. : 084302



Place : New Delhi
Date : 13 May 2019

For and on behalf of the Board of Directors of
GROG PROPBUILD PRIVATE LIMITED

Amitesh Mishra
Director
DIN-06549028

Ajeet Singh Nagar
Director
DIN-08394636

GROG PROPBUILD PRIVATE LIMITED
STATEMENT OF PROFIT AND LOSS FOR THE YEAR ENDED 31 MARCH 2019
(Amount in rupees, unless otherwise stated)

| Particulars | Notes | 31 March 2019 | 31 March 2018 |
|--|-------|---------------|---------------|
| Revenue | | - | - |
| Total Income (I) | | - | - |
| EXPENSES | | | |
| Finance costs | 11 | - | 89 |
| Other expenses | 12 | 8,173 | 9,480 |
| Total Expenses (II) | | 8,173 | 9,569 |
| (Loss) before tax from continuing operations (I-II) | | (8,173) | (9,569) |
| Tax expense: | | | |
| Current tax | | - | - |
| (Loss) for the year from continuing operations | | (8,173) | (9,569) |
| Other comprehensive income | | - | - |
| Total other comprehensive income for the year, net of tax | | - | - |
| Total comprehensive (loss) for the year, net of tax | | (8,173) | (9,569) |
| Earnings per equity share: | 13 | | |
| (1) Basic | | (0.82) | (0.96) |
| (2) Diluted | | (0.82) | (0.96) |

Summary of significant accounting policies

3

The accompanying notes are an integral part of the financial statements.

As per our report of even date

For Rajeev & Ajay
Firm registration No : 009977N
Chartered Accountants

Ajay Sachdeva

Ajay Sachdeva
Partner
Membership No. : 084302



For and on behalf of the Board of Directors of
GROG PROPBUILD PRIVATE LIMITED

Amitesh Mishra

Amitesh Mishra
Director
DIN-06549028

Ajeet Singh Nagar

Ajeet Singh Nagar
Director
DIN-08394636

Place : New Delhi
Date : 13 May 2019

GROVE PROPBUILD PRIVATE LIMITED
BALANCE SHEET AS AT 31 MARCH 2019
(Amount in Rupees, unless otherwise stated)

| | Notes | As at 31 March 2019 | As at 31 March 2018 |
|--|-------|------------------------|------------------------|
| ASSETS | | | |
| Current assets | | | |
| Inventories | 4 | 2,763,670 | 22,808,156 |
| Financial assets | | | |
| Cash and cash equivalents | 5 | 87,673 | 18,482 |
| Other financial assets | 6 | 24,852,828 | 12,379,562 |
| Other current assets | 7 | 1,733,420 | - |
| Total Assets | | 29,437,591 | 35,206,200 |
| EQUITY AND LIABILITIES | | | |
| Equity | | | |
| Equity share capital | 8 | 200,000 | 200,000 |
| Other equity | 9 | 29,226,442 | 29,236,109 |
| Total equity | | 29,426,442 | 29,436,109 |
| LIABILITIES | | | |
| Current liabilities | | | |
| Financial liabilities | | | |
| Trade payables | 10 | - | - |
| -total outstanding dues of micro and small enterprises | | 11,149 | 5,160 |
| -total outstanding dues other than micro and small enterprises | | - | 5,764,931 |
| Other current liabilities | 11 | 11,149 | 5,770,091 |
| Total liabilities | | 11,149 | 5,770,091 |
| Total Equity and Liabilities | | 29,437,591 | 35,206,200 |

Summary of significant accounting policies 3

The accompanying notes are an integral part of the financial statements.

As per our report of even date

For Rajeev & Ajay
Firm registration No : 009977N
Chartered Accountants

Ajay Sachdeva
Partner
Membership No. : 084302



For and on behalf of the Board of Directors of
GROVE PROPBUILD PRIVATE LIMITED

Narendra Singh Patwal
Director
DIN-08129131

Ajeet Singh Nagar
Director
DIN-08394636

(Signatures of Narendra Singh Patwal and Ajeet Singh Nagar)

Place : New Delhi
Date : 13 May 2019

GROVE PROPBUILD PRIVATE LIMITED
STATEMENT OF PROFIT AND LOSS FOR THE YEAR ENDED 31 MARCH 2019
(Amount in Rupees, unless otherwise stated)

| Particulars | Notes | 31 March 2019 | 31 March 2018 |
|---|-------|-------------------|----------------|
| Revenue | 12 | 17,334,199 | - |
| Total Income | | 17,334,199 | - |
| EXPENSES | | | |
| Finance costs | 13 | 142 | 89 |
| Other expenses | 14 | 17,343,724 | 8,395 |
| Total Expenses | | 17,343,866 | 8,484 |
| Profit/(Loss) before tax | | (9,667) | (8,484) |
| Tax expense: | | | |
| Current tax | | - | - |
| Profit/(Loss) for the year | | (9,667) | (8,484) |
| Other comprehensive income | | - | - |
| Total other comprehensive income for the year, net of tax | | - | - |
| Total comprehensive income/(loss) for the year, net of tax | | (9,667) | (8,484) |
| Earnings per equity share: | 15 | | |
| (1) Basic | | (0.48) | (0.42) |
| (2) Diluted | | (0.48) | (0.42) |

Summary of significant accounting policies 3

The accompanying notes are an integral part of the financial statements.

As per our report of even date

For Rajeev & Ajay
Firm registration No : 009977N
Chartered Accountants

Ajay Sachdeva
Partner
Membership No. : 084302

For and on behalf of the Board of Directors of
GROVE PROPBUILD PRIVATE LIMITED

Narendra Singh Patwal
Director
DIN-08129131

Ajeet Singh Nagar
Director
DIN-08394636

Place : New Delhi
Date : 13 May 2019

GRUNGE PROPBUILD PRIVATE LIMITED
BALANCE SHEET AS AT 31 MARCH 2019
(Amount in Rupees, unless otherwise stated)

| | Notes | As at 31 March 2019 | As at 31 March 2018 |
|--|-------|------------------------|------------------------|
| ASSETS | | | |
| Current assets | | | |
| Inventories | 4 | 36,808,361 | 67,567,837 |
| Financial assets | | | |
| Cash and cash equivalents | 5 | 21,226 | 18,255 |
| Other financial assets | 6 | 43,716,724 | 78,821,353 |
| Other current assets | 7 | 7,409,971 | - |
| | | <u>87,956,282</u> | <u>146,407,445</u> |
| Total Assets | | <u>87,956,282</u> | <u>146,407,445</u> |
| EQUITY AND LIABILITIES | | | |
| Equity | | | |
| Equity share capital | 8 | 200,000 | 200,000 |
| Other equity | 9 | 87,740,681 | 87,749,274 |
| Total equity | | <u>87,940,681</u> | <u>87,949,274</u> |
| LIABILITIES | | | |
| Current liabilities | | | |
| Financial liabilities | | | |
| Trade payables | 10 | - | - |
| -total outstanding dues of micro and small enterprises | | - | - |
| -total outstanding dues other than micro and small enterprises | | 11,301 | 5,311 |
| Other current liabilities | 11 | 4,300 | 58,452,860 |
| Total liabilities | | <u>15,601</u> | <u>58,458,171</u> |
| Total Equity and Liabilities | | <u>87,956,282</u> | <u>146,407,445</u> |
| Summary of significant accounting policies | 3 | | |

The accompanying notes are an integral part of the financial statements.

As per our report of even date

For Rajeev & Ajay
Firm registration No. 009977N
Chartered Accountants

Ajay Sachdeva
Partner
Membership No. 084302

Place : New Delhi
Date : 13 May 2019

For and on behalf of the Board of Directors of
GRUNGE PROPBUILD PRIVATE LIMITED

Ajeet Singh Nagar
Director
DIN-08394636

Vivek Singh
Director
DIN-03466774

GRUNGE PROPBUILD PRIVATE LIMITED
STATEMENT OF PROFIT AND LOSS FOR THE YEAR ENDED 31 MARCH 2019
(Amount in Rupees, unless otherwise stated)

| Particulars | Notes | 31 March 2019 | 31 March 2018 |
|--|-------|-------------------|----------------|
| Revenue | 12 | 74,099,715 | - |
| Total Income (I) | | 74,099,715 | - |
| EXPENSES | | | |
| Finance costs | 13 | 107 | 89 |
| Other expenses | 14 | 74,108,201 | 9,272 |
| Total Expenses (II) | | 74,108,308 | 9,361 |
| Profit/(Loss) before tax from continuing operations (I-II) | | (8,593) | (9,361) |
| Tax expense: | | | |
| Current Tax | | - | - |
| Profit/(Loss) for the year from continuing operations | | (8,593) | (9,361) |
| Other Comprehensive Income | | - | - |
| Total other comprehensive income for the year, net of tax | | - | - |
| Total comprehensive income/(loss) for the year, net of tax | | (8,593) | (9,361) |
| Earnings per equity share (computed on the basis of profit/(loss) for the year): | 15 | | |
| (1) Basic | | (0.43) | (0.47) |
| (2) Diluted | | (0.43) | (0.47) |
| Summary of significant accounting policies | 3 | | |

The accompanying notes are an integral part of the financial statements.

As per our report of even date.

For Rajeev & Ajay
Firm registration No : 0099777N
Chartered Accountants

Ajay Sachdeva
Partner
Membership No : 084302



For and on behalf of the Board of Directors of
GRUNGE PROPBUILD PRIVATE LIMITED

Ajeet Singh Nagar
Director
DIN-08394636

Vivek Singh
Director
DIN-03466774

Place : New Delhi
Date : 13 May 2019

GUFFAW PROPBUILD PRIVATE LIMITED
BALANCE SHEET AS AT 31 MARCH 2019
(Amount in rupees, unless otherwise stated)

| | Notes | As at 31 March 2019 | As at 31 March 2018 |
|--|-------|------------------------|------------------------|
| ASSETS | | | |
| Current assets | | | |
| Inventories | 4 | 39,852,068 | 39,852,068 |
| Financial assets | | | |
| Cash and cash equivalents | 5 | 2,305 | 24,016 |
| Total Assets | | 39,854,373 | 39,876,084 |
| EQUITY AND LIABILITIES | | | |
| Equity | | | |
| Equity share capital | 6 | 100,000 | 100,000 |
| Other equity | 7 | (373,519) | (323,561) |
| Total equity | | (273,519) | (223,561) |
| LIABILITIES | | | |
| Current liabilities | | | |
| Financial liabilities | | | |
| Trade payables | 8 | | |
| -total outstanding dues of micro and small enterprises | | | |
| -total outstanding dues other than micro and small enterprises | | 11,300 | 5,310 |
| Other current liabilities | 9 | 40,116,592 | 40,094,335 |
| Total liabilities | | 40,127,892 | 40,099,645 |
| Total Equity and Liabilities | | 39,854,373 | 39,876,084 |
| Summary of significant accounting policies | | | |
| | 3 | | |

The accompanying notes are an integral part of the financial statements.

As per our report of even date

For Rajeev & Ajay
Firm registration No : 009977N
Chartered Accountants

Ajay Sachdeva
Ajay Sachdeva
Partner
Membership No. : 084302



For and on behalf of the Board of Directors of
GUFFAW PROPBUILD PRIVATE LIMITED

Ajeet Singh
Ajeet Singh Nagar
Director
DIN-08394636

Amitesh Mishra
Amitesh Mishra
Director
DIN-06549028

Place : New Delhi
Date : 13 May 2019

GUFFAW PROPBUILD PRIVATE LIMITED
STATEMENT OF PROFIT AND LOSS FOR THE YEAR ENDED 31 MARCH 2019
(Amount in rupees, unless otherwise stated)

| Particulars | Notes | 31 March 2019 | 31 March 2018 |
|--|-------|-----------------|-----------------|
| Revenue | | - | - |
| Total Income (I) | | - | - |
| EXPENSES | | | |
| Finance costs | 10 | 831 | 89 |
| Other expenses | 11 | 49,127 | 11,293 |
| Total Expenses (II) | | 49,958 | 11,382 |
| (Loss) before tax from continuing operations (I-II) | | (49,958) | (11,382) |
| Tax expense: | | | |
| Current tax | | - | - |
| (Loss) for the year from continuing operations | | (49,958) | (11,382) |
| Other comprehensive income | | - | - |
| Total other comprehensive income for the year, net of tax | | - | - |
| Total comprehensive (loss) for the year, net of tax | | (49,958) | (11,382) |
| Earnings per equity share: | 12 | | |
| (1) Basic | | (5.00) | (1.14) |
| (2) Diluted | | (5.00) | (1.14) |
| Summary of significant accounting policies | 3 | | |

The accompanying notes are an integral part of the financial statements.

As per our report of even date

For Rajeev & Ajay
Firm registration No : 009977N
Chartered Accountants

Ajay Sachdeva
Partner
Membership No. : 084302



For and on behalf of the Board of Directors of
GUFFAW PROPBUILD PRIVATE LIMITED

Ajeet Singh Nagar
Director
DIN-08394636

Amitesh Mishra
Director
DIN-06549028

Place : New Delhi
Date : 13 May 2019

GULL PROPBUILD PRIVATE LIMITED
BALANCE SHEET AS AT 31 MARCH 2019
(Amount in rupees, unless otherwise stated)

| | Notes | As at 31 March 2019 | As at 31 March 2018 |
|--|-------|------------------------|------------------------|
| ASSETS | | | |
| Current assets | | | |
| Inventories | 4 | 11,284,250 | 11,284,250 |
| Financial assets | | | |
| Cash and cash equivalents | 5 | 20,086 | 17,174 |
| Total Assets | | 11,304,336 | 11,301,424 |
| EQUITY AND LIABILITIES | | | |
| Equity | | | |
| Equity share capital | 6 | 100,000 | 100,000 |
| Other equity | 7 | (213,102) | (202,971) |
| Total equity | | (113,102) | (102,971) |
| LIABILITIES | | | |
| Current liabilities | | | |
| Financial liabilities | | | |
| Trade payables | 8 | - | - |
| -total outstanding dues of micro and small enterprises | | 11,301 | 5,310 |
| -total outstanding dues other than micro and small enterprises | 9 | 11,406,137 | 11,399,085 |
| Other current liabilities | | 11,417,438 | 11,404,395 |
| Total liabilities | | 11,304,336 | 11,301,424 |

Total Equity and Liabilities

Summary of significant accounting policies

The accompanying notes are an integral part of the financial statements.

As per our report of even date

For Rajeev & Ajay
Firm registration No : 009977N
Chartered Accountants

Ajay Sachdeva
Partner
Membership No. : 084302



For and on behalf of the Board of Directors of
GULL PROPBUILD PRIVATE LIMITED

Lal Prasad Singh
Director
DIN-08129091

Ajay Kumar Satpadi
Director
DIN-08394631

Place : New Delhi
Date : 13 May 2019

GULL PROPBUILD PRIVATE LIMITED
STATEMENT OF PROFIT AND LOSS FOR THE YEAR ENDED 31 MARCH 2019
(Amount in rupees, unless otherwise stated)

| Particulars | Notes | 31 March 2019 | 31 March 2018 |
|--|-------|-----------------|-----------------|
| Revenue | | - | - |
| Total Income (I) | | - | - |
| EXPENSES | | | |
| Finance costs | 10 | 89 | 1,487 |
| Other expenses | 11 | 10,042 | 8,857 |
| Total Expenses (II) | | 10,131 | 10,344 |
| (Loss) before tax from continuing operations (I-II) | | (10,131) | (10,344) |
| Tax expense: | | | |
| Current tax | | - | - |
| (Loss) for the year from continuing operations | | (10,131) | (10,344) |
| Other comprehensive income | | - | - |
| Total other comprehensive income for the year, net of tax | | - | - |
| Total comprehensive (loss) for the year, net of tax | | (10,131) | (10,344) |
| Earnings per equity share: | 12 | | |
| (1) Basic | | (1.01) | (1.03) |
| (2) Diluted | | (1.01) | (1.03) |

Summary of significant accounting policies

3

The accompanying notes are an integral part of the financial statements.

As per our report of even date

For Rajeev & Ajay
Firm registration No : 009977N
Chartered Accountants

Ajay Sachdeva
Partner
Membership No. : 084302



For and on behalf of the Board of Directors of
GULL PROPBUILD PRIVATE LIMITED

Lalun Prasad Singh
Director
DIN-08129091

Ajay Kumar Satpadi
Director
DIN-08394631

Place : New Delhi
Date : 13 May 2019

GURKUL PROMOTERS PRIVATE LIMITED
BALANCE SHEET AS AT 31 MARCH 2019
(Amount in rupees, unless otherwise stated)

| | | As at | As at |
|--|-------|---------------------|---------------------|
| | Notes | 31 March 2019 | 31 March 2018 |
| ASSETS | | | |
| Current assets | | | |
| Inventories | 4 | 19,85,08,220 | 19,85,08,220 |
| Financial assets | | | |
| Cash and cash equivalents | 5 | 13,744 | 18,094 |
| Total Assets | | 19,85,21,964 | 19,85,26,314 |
| EQUITY AND LIABILITIES | | | |
| Equity | | | |
| Equity share capital | 6 | 1,00,000 | 1,00,000 |
| Other equity | 7 | (7,87,697) | (7,73,797) |
| Total equity | | (6,87,697) | (6,73,797) |
| LIABILITIES | | | |
| Current liabilities | | | |
| Financial liabilities | | | |
| Trade payables | 8 | - | - |
| -total outstanding dues of micro and small enterprises | | 5,901 | 5,311 |
| -total outstanding dues other than micro and small enterprises | 9 | 19,92,03,760 | 19,91,94,800 |
| Other current liabilities | | 19,92,09,661 | 19,92,00,111 |
| Total liabilities | | 19,85,21,964 | 19,85,26,314 |
| Total Equity and Liabilities | | 19,85,21,964 | 19,85,26,314 |

Summary of significant accounting policies

3

The accompanying notes are an integral part of the financial statements.

As per our report of even date

For MNV & CO.
Firm Reg. No.: 023682N
Chartered Accountants

Vikram Suri
Partner
Membership No.: 505887

Place : New Delhi
Date : 13 May 2019

For and on behalf of the Board of Directors of
GURKUL PROMOTERS PRIVATE LIMITED

Navneet Kaur
Director
DIN-08324165

Niranjan Kumar Jha
Director
DIN-08376638

GURKUL PROMOTERS PRIVATE LIMITED
STATEMENT OF PROFIT AND LOSS FOR THE YEAR ENDED 31 MARCH 2019
(Amount in rupees, unless otherwise stated)

| Particulars | Notes | 31 March 2019 | 31 March 2018 |
|--|-------|---------------|---------------|
| Revenue | | - | - |
| Total Income | | - | - |
| EXPENSES | | | |
| Finance costs | 10 | 118 | 89 |
| Other expenses | 11 | 13,782 | 14,151 |
| Total Expenses | | 13,900 | 14,240 |
| (Loss) before tax from continuing operations | | (13,900) | (14,240) |
| Tax expense: | | | |
| Current tax | | - | - |
| (Loss) for the year from continuing operations | | (13,900) | (14,240) |
| Other comprehensive income | | - | - |
| Total other comprehensive income for the year, net of tax | | - | - |
| Total comprehensive income/(loss) for the year, net of tax | | (13,900) | (14,240) |
| Earnings per equity share: | 12 | | |
| Basic (Rs.) | | (1.39) | (1.42) |
| Diluted (Rs.) | | (1.39) | (1.42) |

Summary of significant accounting policies

3

The accompanying notes are an integral part of the financial statements.

As per our report of even date

For MNV & CO.
Firm Reg. No.: 023682N
Chartered Accountants

Vikrant Suri
Partner
Membership No.: 505887



For and on behalf of the Board of Directors of
GURKUL PROMOTERS PRIVATE LIMITED

Navneet Kaur
Director
DIN-08324165

Niranjan Kumar Jha
Director
DIN-08376638

Place : New Delhi
Date : 13 May 2019

Guru Rakha Projects Private Limited
BALANCE SHEET AS AT 31 MARCH 2019
(Amount in Rupees, unless otherwise stated)

| | Notes | 31 March 2019 | 31 March 2018 |
|--|-------|------------------|------------------|
| ASSETS | | | |
| Current assets | | | |
| Financial assets | | | |
| Cash and cash equivalents | 4 | 25,389 | 42,219 |
| Total assets | | 25,389 | 42,219 |
| EQUITY AND LIABILITIES | | | |
| Equity | | | |
| Equity share capital | 5 | 150,000 | 150,000 |
| Other equity | 6 | (979,203) | (965,314) |
| Total equity | | (829,203) | (815,314) |
| LIABILITIES | | | |
| Current liabilities | | | |
| Financial liabilities | | | |
| Trade payables | 7 | - | - |
| -total outstanding dues of micro and small enterprises | | - | - |
| -total outstanding dues other than micro and small enterprises | | 5,901 | 8,010 |
| Other current liabilities | 8 | 848,691 | 849,523 |
| Total liabilities | | 854,592 | 857,533 |
| Total equity and liabilities | | 25,389 | 42,219 |
| Summary of significant accounting policies | 3 | | |

The accompanying notes are an integral part of the financial statements.

As per our report of even date

For MNV & CO.
Firm Reg. No.: 923682N
Chartered Accountants

Vilodh Singh
Partner
Membership No.: 505887



Place : New Delhi
Date : 13 May 2019

For and on behalf of the Board of Directors of
Guru Rakha Projects Private Limited

Dhiraj Kumar Singh
Director
DIN-08375395

Manish Kumar
Director
DIN-08376582

Guru Rakha Projects Private Limited
STATEMENT OF PROFIT AND LOSS FOR THE YEAR ENDED 31 MARCH 2019
(Amount in Rupees, unless otherwise stated)

| Particulars | Notes | 31 March 2019 | 31 March 2018 |
|---|-------|-----------------|------------------|
| Revenue from operations | | - | - |
| Total Income | | - | - |
| EXPENSES | | | |
| Finance costs | 9 | 5 | 2,662 |
| Other expenses | 10 | 13,884 | 597,320 |
| Total Expenses | | 13,889 | 599,982 |
| Profit(Loss) before tax | | (13,889) | (599,982) |
| Tax expense: | | | |
| Current tax | | - | - |
| Profit(Loss) for the year | | (13,889) | (599,982) |
| Other comprehensive income/(loss) | | - | - |
| Total other comprehensive income/(loss) for the year, net of tax | | - | - |
| Total comprehensive income/(loss) for the year, net of tax | | (13,889) | (599,982) |
| Earnings per equity share: | 11 | | |
| Basic (Rs.) | | (0.93) | (40.00) |
| Diluted (Rs.) | | (0.93) | (40.00) |
| Summary of significant accounting policies | 3 | | |

The accompanying notes are an integral part of the financial statements.

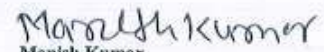
As per our report of even date

For MNV & CO.
Firm Reg. No. 003682N
Chartered Accountants

Vikram Suri
Partner
Membership No. 505887

For and on behalf of the Board of Directors of
Guru Rakha Projects Private Limited


Dhiraj Kumar Singh
Director
DIN-08375395


Manish Kumar
Director
DIN-08376582

Place : New Delhi
Date : 13 May 2019

GYAN JYOTI ESTATES PRIVATE LIMITED
BALANCE SHEET AS AT 31 MARCH 2019
(Amount in Rupees, unless otherwise stated)

| | Notes | As at 31 March 2019 | As at 31 March 2018 |
|--|-------|------------------------|------------------------|
| ASSETS | | | |
| Current assets | | | |
| Inventories | 4 | 156,919,742 | 319,200,643 |
| Financial assets | | | |
| Cash and cash equivalents | 5 | 20,175 | 20,228 |
| Other financial assets | 6 | 4,997,538 | 10,216,784 |
| Other current assets | 7 | 2,315 | 2,315 |
| Total Assets | | 161,939,770 | 329,439,970 |
| EQUITY AND LIABILITIES | | | |
| Equity | | | |
| Equity share capital | 8 | 100,000 | 100,000 |
| Other equity | 9 | 1,678,567 | 1,689,995 |
| Total equity | | 1,778,567 | 1,789,995 |
| LIABILITIES | | | |
| Current liabilities | | | |
| Financial liabilities | | | |
| Trade payables | 10 | 11,301 | 7,103,752 |
| -total outstanding dues of micro and small enterprises | | | |
| -total outstanding dues other than micro and small enterprises | | | |
| Other current liabilities | 11 | 160,149,902 | 320,546,223 |
| Total liabilities | | 160,161,203 | 327,649,975 |
| Total Equity and Liabilities | | 161,939,770 | 329,439,970 |

Summary of significant accounting policies 3

The accompanying notes are an integral part of the financial statements.

As per our report of even date

For Rajeev & Ajay
Firm registration No : 009977N
Chartered Accountants

Ajay Sachdeva
Partner
Membership No. : 084302



For and on behalf of the Board of Directors of
GYAN JYOTI ESTATES PRIVATE LIMITED

Mukesh Kumar Gupta
Director
DIN-02354428

Nikhil Srivastava
Director
DIN-08077388

(Handwritten signatures of Mukesh Kumar Gupta and Nikhil Srivastava)

Place : New Delhi
Date : 13 May 2019

GYAN JYOTI ESTATES PRIVATE LIMITED
STATEMENT OF PROFIT AND LOSS FOR THE YEAR ENDED 31 MARCH 2019
(Amount in Rupees, unless otherwise stated)

| Particulars | Notes | 31 March 2019 | 31 March 2018 |
|--|-------|---------------|---------------|
| Revenue | | - | - |
| Total Income (I) | | - | - |
| EXPENSES | | | |
| Finance costs | 12 | 142 | 146 |
| Other expenses | 13 | 11,286 | 8,960 |
| Total Expenses (II) | | 11,428 | 9,106 |
| Profit/(Loss) before tax from continuing operations (I-II) | | (11,428) | (9,106) |
| Tax expense: | | | |
| Current Tax | | - | - |
| Profit/(Loss) for the year from continuing operations | | (11,428) | (9,106) |
| Other Comprehensive Income | | - | - |
| Total other comprehensive income for the year, net of tax | | - | - |
| Total comprehensive income/(loss) for the year, net of tax | | (11,428) | (9,106) |
| Earnings per equity share (computed on the basis of profit/(loss) for the year): | 14 | | |
| (1) Basic | | (1.14) | (0.91) |
| (2) Diluted | | (1.14) | (0.91) |

Summary of significant accounting policies 3

The accompanying notes are an integral part of the financial statements.

As per our report of even date

For Rajeev & Ajay
Firm registration No : 009977N
Chartered Accountants

Ajay Sachdeva
Partner
Membership No. : 084302



For and on behalf of the Board of Directors of
GYAN JYOTI ESTATES PRIVATE LIMITED

Mukesh Kumar Gupta
Director
DIN-02354428

Nikhil Srivastava
Director
DIN-08077388

Place : New Delhi
Date : 13 May 2019

GYAN KUNJ ESTATES PRIVATE LIMITED
BALANCE SHEET AS AT 31 MARCH 2019
(Amount in rupees, unless otherwise stated)

| | Notes | As at 31 March 2019 | As at 31 March 2018 |
|--|-------|------------------------|------------------------|
| ASSETS | | | |
| Current assets | | | |
| Inventories | 4 | 54,015,458 | 54,015,458 |
| Financial assets | | | |
| Cash and cash equivalents | 5 | 347,532 | 18,551 |
| Other financial assets | 6 | - | 327,880 |
| Other current assets | 7 | 1,320 | 1,320 |
| Total Assets | | 54,364,310 | 54,363,209 |
| EQUITY AND LIABILITIES | | | |
| Equity | | | |
| Equity share capital | 8 | 100,000 | 100,000 |
| Other equity | 9 | (107,088) | (96,852) |
| Total equity | | (7,088) | 3,148 |
| LIABILITIES | | | |
| Current liabilities | | | |
| Financial liabilities | | | |
| Trade payables | 10 | - | - |
| -total outstanding dues of micro and small enterprises | | - | - |
| -total outstanding dues other than micro and small enterprises | | 11,302 | 5,311 |
| Other current liabilities | 11 | 54,360,096 | 54,354,750 |
| Total liabilities | | 54,371,398 | 54,360,061 |
| Total Equity and Liabilities | | 54,364,310 | 54,363,209 |
| Summary of significant accounting policies | 3 | | |

The accompanying notes are an integral part of the financial statements.

As per our report of even date

For Rajeev & Ajay
Firm registration No : 009977N
Chartered Accountants

Ajay Sachdeva
Partner
Membership No. : 084302



For and on behalf of the Board of Directors of
GYAN KUNJ ESTATES PRIVATE LIMITED

Ajay Kumar Satpadi Jitesh Sharma
Director Director
DIN-08394631 DIN-08428478

Place : New Delhi
Date : 13 May 2019

GYAN KUNJ ESTATES PRIVATE LIMITED
STATEMENT OF PROFIT AND LOSS FOR THE YEAR ENDED 31 MARCH 2019
(Amount in rupees, unless otherwise stated)

| Particulars | Notes | 31 March 2019 | 31 March 2018 |
|--|-------|-----------------|----------------|
| Revenue | | - | - |
| Total Income (I) | | - | - |
| EXPENSES | | | |
| Finance costs | 12 | 89 | 89 |
| Other expenses | 13 | 10,147 | 9,168 |
| Total Expenses (II) | | 10,236 | 9,257 |
| (Loss) before tax from continuing operations (I-II) | | (10,236) | (9,257) |
| Tax expense: | | | |
| Current tax | | - | - |
| (Loss) for the year from continuing operations | | (10,236) | (9,257) |
| Other comprehensive income | | - | - |
| Total other comprehensive income for the year, net of tax | | - | - |
| Total comprehensive (loss) for the year, net of tax | | (10,236) | (9,257) |
| Earnings per equity share: | 14 | | |
| (1) Basic | | (1.02) | (0.93) |
| (2) Diluted | | (1.02) | (0.93) |

Summary of significant accounting policies 3

The accompanying notes are an integral part of the financial statements.

As per our report of even date

For Rajeev & Ajay
Firm registration No : 009977N
Chartered Accountants

Ajay Sachdeva
Partner
Membership No. : 084302



For and on behalf of the Board of Directors of
GYAN KUNJ ESTATES PRIVATE LIMITED

Ajay Kumar Satpadi
Director
DIN-08394631

Jitesh Sharma
Director
DIN-08428478

Place : New Delhi
Date : 13 May 2019

GYANKUNJ CONSTRUCTIONS PRIVATE LIMITED
BALANCE SHEET AS AT 31 MARCH 2019
(Amount in rupees, unless otherwise stated)

| | Notes | As at 31 March 2019 | As at 31 March 2018 |
|--|-------|------------------------|------------------------|
| ASSETS | | | |
| Non-current assets | | | |
| Financial Assets | | | |
| Investments | 4 | 100,000 | 100,000 |
| Total non-current assets | | 100,000 | 100,000 |
| Current assets | | | |
| Inventories | 5 | 89,900,375 | 362,803,008 |
| Financial assets | | | |
| Cash and cash equivalents | 6 | 6,110 | 18,714 |
| Other financial assets | 7 | 287,605 | - |
| Total current assets | | 90,194,090 | 362,821,722 |
| Total assets | | 90,294,090 | 362,921,722 |
| EQUITY AND LIABILITIES | | | |
| Equity | | | |
| Equity share capital | 8 | 100,000 | 100,000 |
| Other equity | 9 | 1,628,129 | 1,654,459 |
| Total equity | | 1,728,129 | 1,754,459 |
| LIABILITIES | | | |
| Current liabilities | | | |
| Financial liabilities | | | |
| Trade payables | 10 | - | - |
| -total outstanding dues of micro and small enterprises | | - | - |
| -total outstanding dues other than micro and small enterprises | | 14,001 | 9,723,004 |
| Other current liabilities | 11 | 88,551,260 | 351,443,559 |
| Provisions | 12 | 700 | 700 |
| Total liabilities | | 88,565,961 | 361,167,263 |
| Total equity and liabilities | | 90,294,090 | 362,921,722 |

Summary of significant accounting policies

3


The accompanying notes are an integral part of the financial statements.

As per our report of even date

For MNV & CO
Firm Reg. No. 023682N
Chartered Accountants

Vikram Suri
Partner
Membership No. 505887

For and on behalf of the Board of Directors of
GYANKUNJ CONSTRUCTIONS PRIVATE LIMITED


Mukesh Kumar Gupta
Director
DIN-02354428


Ajay Kumar Satpadi
Director
DIN-08394631

Place : New Delhi
Date : 13 May 2019

GYANKUNJ CONSTRUCTIONS PRIVATE LIMITED
STATEMENT OF PROFIT AND LOSS FOR THE YEAR ENDED 31 MARCH 2019
(Amount in rupees, unless otherwise stated)

| Particulars | Notes | 31 March 2019 | 31 March 2018 |
|---|-------|-----------------|----------------|
| Revenue | | - | - |
| Total Income | | - | - |
| EXPENSES | | | |
| Finance costs | 13 | 354 | 88 |
| Other expenses | 14 | 25,976 | 7,921 |
| Total Expenses | | 26,330 | 8,009 |
| (Loss) before tax from continuing operations | | (26,330) | (8,009) |
| Tax expense: | | | |
| Current tax | | - | - |
| (Loss) for the year from continuing operations | | (26,330) | (8,009) |
| Other comprehensive income | | - | - |
| Total other comprehensive income for the year, net of tax | | - | - |
| Total comprehensive income/(loss) for the year, net of tax | | (26,330) | (8,009) |
| Earnings per equity share: | 15 | | |
| Basic (Rs.) | | (2.63) | (0.80) |
| Diluted (Rs.) | | (2.63) | (0.80) |

Summary of significant accounting policies

3

The accompanying notes are an integral part of the financial statements.

As per our report of even date

For MNV & CO.
Firm Reg. No. 836824
Chartered Accountants

Vikrant Suri
Partner
Membership No.: 505887

For and on behalf of the Board of Directors of
GYANKUNJ CONSTRUCTIONS PRIVATE LIMITED

Mukesh Kumar Gupta
Director
DIN-02354428

Ajay Kumar Satpadi
Director
DIN-08394631

Place : New Delhi
Date : 13 May 2019

HAFT PROPBUILD PRIVATE LIMITED
BALANCE SHEET AS AT 31 MARCH 2019
(Amount in rupees, unless otherwise stated)

| | Notes | As at 31 March 2019 | As at 31 March 2018 |
|--|-------|------------------------|------------------------|
| ASSETS | | | |
| Current assets | | | |
| Inventories | 4 | 11,212,032 | 20,823,954 |
| Financial assets | | | |
| Cash and cash equivalents | 5 | 20,412 | 18,500 |
| Other current assets | 6 | 185,394 | 185,394 |
| Total Assets | | 11,417,838 | 21,027,848 |
| EQUITY AND LIABILITIES | | | |
| Equity | | | |
| Equity share capital | 7 | 100,000 | 100,000 |
| Other equity | 8 | (271,366) | (263,417) |
| Total equity | | (171,366) | (163,417) |
| LIABILITIES | | | |
| Current liabilities | | | |
| Financial liabilities | | | |
| Trade payables | 9 | - | - |
| -total outstanding dues of micro and small enterprises | | 11,301 | 5,310 |
| -total outstanding dues other than micro and small enterprises | 10 | 11,577,903 | 21,185,955 |
| Other current liabilities | | 11,589,204 | 21,191,265 |
| Total liabilities | | 11,417,838 | 21,027,848 |

Total Equity and Liabilities

Summary of significant accounting policies

The accompanying notes are an integral part of the financial statements.

As per our report of even date

For Rajeev & Ajay
Firm registration No : 009977N
Chartered Accountants

Ajay Sachdeva
Partner
Membership No. : 084302



Place : New Delhi
Date : 13 May 2019

For and on behalf of the Board of Directors of
HAFT PROPBUILD PRIVATE LIMITED

Manish Kumar Bhansali
Director
DIN-06583437

Ajay Kumar Satpadi
Director
DIN-08394631

(Handwritten signatures of Manish Kumar Bhansali and Ajay Kumar Satpadi)

HAFT PROPBUILD PRIVATE LIMITED
STATEMENT OF PROFIT AND LOSS FOR THE YEAR ENDED 31 MARCH 2019
(Amount in rupees, unless otherwise stated)

| Particulars | Notes | 31 March 2019 | 31 March 2018 |
|--|-------|----------------|----------------|
| Revenue | | - | - |
| Total Income (I) | | - | - |
| EXPENSES | | | |
| Finance costs | 11 | 89 | 89 |
| Other expenses | 12 | 7,860 | 8,544 |
| Total Expenses (II) | | 7,949 | 8,633 |
| (Loss) before tax from continuing operations (I-II) | | (7,949) | (8,633) |
| Tax expense: | | | |
| Current tax | | - | - |
| (Loss) for the year from continuing operations | | (7,949) | (8,633) |
| Other comprehensive income | | - | - |
| Total other comprehensive income for the year, net of tax | | - | - |
| Total comprehensive (loss) for the year, net of tax | | (7,949) | (8,633) |
| Earnings per equity share: | 13 | | |
| (1) Basic | | (0.79) | (0.86) |
| (2) Diluted | | (0.79) | (0.86) |

Summary of significant accounting policies

3

The accompanying notes are an integral part of the financial statements.

As per our report of even date

For Rajeev & Ajay
Firm registration No : 009977N
Chartered Accountants

Ajay Sachdeva
Partner
Membership No. : 084302



For and on behalf of the Board of Directors of
HAFT PROPBUILD PRIVATE LIMITED

Manish Kumar Bhansali
Director
DIN-06583437

Ajay Kumar Satpadi
Director
DIN-08394631

(Handwritten signatures of Manish Kumar Bhansali and Ajay Kumar Satpadi)

Place : New Delhi
Date : 13 May 2019

HAKE DEVELOPERS PRIVATE LIMITED
BALANCE SHEET AS AT 31 MARCH 2019
(Amount in rupees, unless otherwise stated)

| | Notes | As at 31 March 2019 | As at 31 March 201 |
|--|-------|------------------------|-----------------------|
| ASSETS | | | |
| Current assets | | | |
| Financial assets | | | |
| Cash and cash equivalents | 4 | 17,224 | 18,842 |
| Total Assets | | 17,224 | 18,842 |
| EQUITY AND LIABILITIES | | | |
| Equity | | | |
| Equity share capital | 5 | 100,000 | 100,000 |
| Other equity | 6 | (169,490) | (95,111) |
| Total equity | | (69,490) | 4,889 |
| LIABILITIES | | | |
| Current liabilities | | | |
| Financial liabilities | | | |
| Trade payables | 7 | - | - |
| -total outstanding dues of micro and small enterprises | | 5,900 | 5,310 |
| -total outstanding dues other than micro and small enterprises | | 80,814 | 8,643 |
| Other current liabilities | 8 | 86,714 | 13,953 |
| Total liabilities | | 17,224 | 18,842 |
| Total Equity and Liabilities | | 17,224 | 18,842 |
| Summary of significant accounting policies | 3 | | |

The accompanying notes are an integral part of the financial statements.

As per our report of even date

For MNV & CO.

Firm Reg. No.: 023682N
Chartered Accountants

Vikram Suri
Partner
Membership No.: 505887

Place : New Delhi
Date : 13 May 2019

For and on behalf of the Board of Directors of
HAKE DEVELOPERS PRIVATE LIMITED

Vikas Garg
Director
DIN-05267799

Ajay Kumar Satpadi
Director
DIN- 08394631

HAKE DEVELOPERS PRIVATE LIMITED
STATEMENT OF PROFIT AND LOSS FOR THE YEAR ENDED 31 MARCH 2019
(Amount in rupees, unless otherwise stated)

| Particulars | Notes | 31 March 2019 | 31 March 2018 |
|--|-------|-----------------|-----------------|
| Revenue | | - | - |
| Total Income | | - | - |
| EXPENSES | | | |
| Finance costs | 9 | 89 | 89 |
| Other expenses | 10 | 74,290 | 10,103 |
| Total Expenses | | 74,379 | 10,192 |
| (Loss) before tax from continuing operations | | (74,379) | (10,192) |
| Tax expense: | | | |
| Current tax | | - | - |
| (Loss) for the year from continuing operations | | (74,379) | (10,192) |
| Other comprehensive income | | - | - |
| Total other comprehensive income for the year, net of tax | | - | - |
| Total comprehensive (loss) for the year, net of tax | | (74,379) | (10,192) |
| Earnings per equity share: | 11 | | |
| Basic (Rs.) | | (7.44) | (1.02) |
| Diluted (Rs.) | | (7.44) | (1.02) |
| Summary of significant accounting policies | 3 | | |

The accompanying notes are an integral part of the financial statements.

As per our report of even date

For MNV & CO.
Firm Reg. No.: 036092N
Chartered Accountants

Vikram Suri
Partner
Membership No.: 505887

For and on behalf of the Board of Directors of
HAKE DEVELOPERS PRIVATE LIMITED

Vikas Garg
Director
DIN-05267799

Ajay Kumar Satpadi
Director
DIN- 08394631

Place : New Delhi
Date : 13 May 2019

HALIBUT DEVELOPERS PRIVATE LIMITED
BALANCE SHEET AS AT 31 MARCH 2019
(Amount in rupees, unless otherwise stated)

| | Notes | 31 March 2019 | 31 March 2018 |
|--|-------|--------------------|--------------------|
| ASSETS | | | |
| Current assets | | | |
| Inventories | 4 | 77,272,261 | 95,739,844 |
| Financial assets | | | |
| Cash and cash equivalents | 5 | 25,617 | 19,549 |
| Other financial assets | 6 | 40,412,412 | 149,849,288 |
| Other current assets | 7 | 8,736,730 | - |
| Total assets | | 126,447,020 | 245,608,681 |
| EQUITY AND LIABILITIES | | | |
| Equity | | | |
| Equity share capital | 8 | 200,000 | 200,000 |
| Other equity | 9 | 84,403,916 | 84,414,151 |
| Total equity | | 84,603,916 | 84,614,151 |
| LIABILITIES | | | |
| Current liabilities | | | |
| Financial liabilities | | | |
| Trade payables | 10 | - | - |
| -total outstanding dues of micro and small enterprises | | 154,400 | 153,810 |
| -total outstanding dues other than micro and small enterprises | | - | - |
| Other current liabilities | 11 | 41,688,704 | 160,840,720 |
| Total liabilities | | 41,843,104 | 160,994,530 |
| Total Equity and Liabilities | | 126,447,020 | 245,608,681 |

Summary of significant accounting policies

3

The accompanying notes are an integral part of the financial statements.

As per our report of even date

For Sanjay Rastogi & Associates
Firm registration No : 014056N
Chartered Accountants

CA Sanjay Rastogi
Proprietor
Membership No. : 075033

Place : New Delhi
Date : 13 May 2019

For and on behalf of the Board of Directors of
HALIBUT DEVELOPERS PRIVATE LIMITED

Deepak Jain
Director
DIN-08129166

Manish Kumar Bhausaali
Director
DIN-06583437

HALIBUT DEVELOPERS PRIVATE LIMITED
STATEMENT OF PROFIT AND LOSS FOR THE YEAR ENDED 31 MARCH 2019
(Amount in rupees, unless otherwise stated)

| Particulars | Notes | 31 March 2019 | 31 March 2018 |
|--|-------|-------------------|------------------|
| Other income | 12 | 87,367,311 | - |
| Total Income | | 87,367,311 | - |
| EXPENSES | | | |
| Finance costs | 13 | 194 | 59 |
| Other expenses | 14 | 87,377,352 | 234,168 |
| Total Expenses | | 87,377,546 | 234,227 |
| Loss before tax from continuing operations | | (10,235) | (234,227) |
| Tax expense: | | | |
| Current tax | | - | - |
| Loss for the year from continuing operations | | (10,235) | (234,227) |
| Other comprehensive income | | - | - |
| Total other comprehensive income for the year, net of tax | | - | - |
| Total comprehensive loss for the year, net of tax | | (10,235) | (234,227) |
| Earnings per equity share: | 15 | | |
| Basic (Rs.) | | (0.51) | (11.71) |
| Diluted (Rs.) | | (0.51) | (11.71) |

Summary of significant accounting policies

3

The accompanying notes are an integral part of the financial statements.

As per our report of even date

For Sanjay Rastogi & Associates
Firm registration No : 014056N
Chartered Accountants

CA Sanjay Rastogi
Proprietor
Membership No. : 075033

For and on behalf of the Board of Directors of
HALIBUT DEVELOPERS PRIVATE LIMITED

Deepak Jain
Director
DIN-08129166

Manish Kumar Bhansali
Director
DIN-06583437

Place : New Delhi
Date : 13 May 2019

HAMLET BUILDWELL PRIVATE LIMITED
BALANCE SHEET AS AT 31 MARCH 2019
(Amount in rupees, unless otherwise stated)

ASSETS

Current assets

Financial assets

Cash and cash equivalents

Other current assets

Total Assets

EQUITY AND LIABILITIES

Equity

Equity share capital

Other equity

Total equity

LIABILITIES

Current liabilities

Financial liabilities

Trade payables

-total outstanding dues of micro and small enterprises

-total outstanding dues other than micro and small enterprises

Other current liabilities

Provisions

Total liabilities

Total Equity and Liabilities

Summary of significant accounting policies

The accompanying notes are an integral part of the financial statements.

As per our report of even date

For Rajeev & Ajay

Firm registration No : 009977N

Chartered Accountants

Ajay Sachdeva

Partner

Membership No. : 084302



Place : New Delhi

Date : 13 May 2019

| Notes | As at 31 March 2019 | As at 31 March 2018 |
|-------|------------------------|------------------------|
| 4 | 25,536 | 18,433 |
| 5 | - | - |
| | 25,536 | 18,433 |
| 6 | 100,000 | 100,000 |
| 7 | (291,782) | (280,184) |
| | (191,782) | (180,184) |
| 8 | - | - |
| 9 | 11,300 | 5,310 |
| 10 | 206,018 | 193,307 |
| | 217,318 | 198,617 |
| | 25,536 | 18,433 |

3

For and on behalf of the Board of Directors of
HAMLET BUILDWELL PRIVATE LIMITED

Alok Singh Kushwah

Director

DIN-08129143

Navjot Singh Wasir

Director

DIN-08398514

HAMLET BUILDWELL PRIVATE LIMITED
STATEMENT OF PROFIT AND LOSS FOR THE YEAR ENDED 31 MARCH 2019
(Amount in rupees, unless otherwise stated)

| Particulars | Notes | 31 March 2019 | 31 March 2018 |
|---|-------|---------------|---------------|
| Revenue | | - | - |
| Total Income (I) | | - | - |
| EXPENSES | | | |
| Finance costs | 11 | - | 89 |
| Other expenses | 12 | 11,598 | 9,791 |
| Total Expenses (II) | | 11,598 | 9,880 |
| (Loss) before tax from continuing operations (I-II) | | (11,598) | (9,880) |
| Tax expense: | | | |
| Current tax | | - | - |
| (Loss) for the year from continuing operations | | (11,598) | (9,880) |
| Other comprehensive income | | - | - |
| Total other comprehensive income for the year, net of tax | | - | - |
| Total comprehensive (loss) for the year, net of tax | | (11,598) | (9,880) |
| Earnings per equity share: | 13 | | |
| (1) Basic | | (1.16) | (0.99) |
| (2) Diluted | | (1.16) | (0.99) |

Summary of significant accounting policies

3

The accompanying notes are an integral part of the financial statements.

As per our report of even date

For Rajeev & Ajay
Firm registration No : 009977N
Chartered Accountants

Ajay Sachdeva
Partner
Membership No. : 084302



For and on behalf of the Board of Directors of
HAMLET BUILDWELL PRIVATE LIMITED

Alok Singh Kushwah
Director
DIN-08129143

Navjot Singh Wasir
Director
DIN-08398514

Place : New Delhi
Date : 13 May 2019

HAMMOCK BUILDWELL PRIVATE LIMITED
STANDALONE BALANCE SHEET AS AT 31 MARCH 2019
(Amount in rupees, unless otherwise stated)

| | Notes | As at 31 March 2019 | As at 31 March 2018 |
|--|-------|---------------------------|---------------------------|
| ASSETS | | | |
| Non-current assets | | | |
| Financial Assets | | | |
| Investments | 4 | 100,000 | 100,000 |
| | | <u>100,000</u> | <u>100,000</u> |
| Current assets | | | |
| Inventories | 5 | 143,392,414 | 143,504,581 |
| Financial assets | | | |
| Cash and cash equivalents | 6 | 25,691 | 18,326 |
| Other financial assets | 7 | 4,664,988 | 14,879,347 |
| Other current assets | 8 | 222,989 | 222,989 |
| | | <u>148,306,082</u> | <u>158,625,243</u> |
| Total Assets | | <u>148,406,082</u> | <u>158,725,243</u> |
| EQUITY AND LIABILITIES | | | |
| Equity | | | |
| Equity share capital | 9 | 100,000 | 100,000 |
| Other equity | 10 | (1,760,058) | (1,732,318) |
| Total equity | | <u>(1,660,058)</u> | <u>(1,632,318)</u> |
| LIABILITIES | | | |
| Current liabilities | | | |
| Financial liabilities | | | |
| Trade payables | 11 | - | - |
| -total outstanding dues of micro and small enterprises | | - | - |
| -total outstanding dues other than micro and small enterprises | | 14,000 | 5,310 |
| Other current liabilities | 12 | 150,052,140 | 160,352,251 |
| Total liabilities | | <u>150,066,140</u> | <u>160,357,561</u> |
| Total Equity and Liabilities | | <u>148,406,082</u> | <u>158,725,243</u> |

Summary of significant accounting policies

3

The accompanying notes are an integral part of the financial statements.

As per our report of even date

For MNV & CO.

Firm Reg. No.: 023/02N

Chartered Accountants

Vikram Suri

Partner

Membership No.: 505887

Place : New Delhi

Date : 13 May 2019

For and on behalf of the Board of Directors of
HAMMOCK BUILDWELL PRIVATE LIMITED

Manish Kumar
Director
DIN-08376570

P.K. Saini
Pravesh Kumar
Director
DIN-08376738

HAMMOCK BUILDWELL PRIVATE LIMITED
STATEMENT OF PROFIT AND LOSS FOR THE YEAR ENDED 31 MARCH 2019
(Amount in rupees, unless otherwise stated)

| Particulars | Notes | 31 March 2019 | 31 March 2018 |
|---|-------|---------------|---------------|
| Revenue | | - | - |
| Total Income | | - | - |
| EXPENSES | | | |
| Finance costs | 13 | - | 129 |
| Other expenses | 14 | 27,740 | 11,248 |
| Total Expenses | | 27,740 | 11,377 |
| (Loss) before tax from continuing operations | | (27,740) | (11,377) |
| Tax expense: | | | |
| Current tax | | - | - |
| (Loss) for the year from continuing operations | | (27,740) | (11,377) |
| Other comprehensive income | | - | - |
| Total other comprehensive income for the year, net of tax | | - | - |
| Total comprehensive income/(loss) for the year, net of tax | | (27,740) | (11,377) |
| Earnings per equity share: | 15 | | |
| (1) Basic | | (2.77) | (1.14) |
| (2) Diluted | | (2.77) | (1.14) |

Summary of significant accounting policies

3

The accompanying notes are an integral part of the financial statements.

As per our report of even date

For MNV & CO.
Firm Reg. No.: 02568284
Chartered Accountants

Vikrant Shrivastava
Partner
Membership No.: 505887

For and on behalf of the Board of Directors of
HAMMOCK BUILDWELL PRIVATE LIMITED


Manish Kumar
Director
DIN-08376570


Pravesh Kumar
Director
DIN-08376738

Place : New Delhi
Date : 13 May 2019

HARTEJ ESTATES PRIVATE LIMITED
BALANCE SHEET AS AT 31 MARCH 2019
(Amount in rupees, unless otherwise stated)

| | Notes | As at 31 March 2019 | As at 31 March 2018 |
|--|-------|------------------------|------------------------|
| ASSETS | | | |
| Current assets | | | |
| Inventories | 4 | 47,113,302 | 555,935,010 |
| Financial assets | | | |
| Cash and cash equivalents | 5 | 20,265 | 18,353 |
| Other current assets | 6 | 36,885,939 | 42,510,939 |
| Total Assets | | 84,019,506 | 598,464,302 |
| EQUITY AND LIABILITIES | | | |
| Equity | | | |
| Equity share capital | 7 | 100,000 | 100,000 |
| Other equity | 8 | (3,035,517) | (3,027,776) |
| Total equity | | (2,935,517) | (2,927,776) |
| LIABILITIES | | | |
| Current liabilities | | | |
| Financial liabilities | | | |
| Trade payables | 9 | - | - |
| -total outstanding dues of micro and small enterprises | | 1,203,487 | 1,197,496 |
| -total outstanding dues other than micro and small enterprises | 10 | 85,751,536 | 600,194,582 |
| Other current liabilities | | 86,955,023 | 601,392,078 |
| Total liabilities | | 84,019,506 | 598,464,302 |
| Total Equity and Liabilities | | 84,019,506 | 598,464,302 |

Summary of significant accounting policies

3

The accompanying notes are an integral part of the financial statements.

As per our report of even date

For Rajeev & Ajay
Firm registration No : 009977N
Chartered Accountants

Ajay Sachdeva
Partner
Membership No. :084302



For and on behalf of the Board of Directors of
HARTEJ ESTATES PRIVATE LIMITED

Manish Kumar Bhansali
Director
DIN-06583437

Navjot Singh Wasir
Director
DIN-08398514

Place : New Delhi
Date : 13 May 2019

HARTEJ ESTATES PRIVATE LIMITED
STATEMENT OF PROFIT AND LOSS FOR THE YEAR ENDED 31 MARCH 2019
(Amount in rupees, unless otherwise stated)

| Particulars | Notes | 31 March 2019 | 31 March 2018 |
|--|-------|----------------|----------------|
| Revenue from operations | 11 | - | 9,394 |
| Total Income (I) | | - | 9,394 |
| EXPENSES | | | |
| Finance costs | 12 | 89 | 89 |
| Other expenses | 13 | 7,652 | 10,830 |
| Total Expenses (II) | | 7,741 | 10,919 |
| (Loss) before tax from continuing operations (I-II) | | (7,741) | (1,525) |
| Tax expense: | | | |
| Current tax | | - | - |
| (Loss) for the year from continuing operations | | (7,741) | (1,525) |
| Other comprehensive income | | - | - |
| Total other comprehensive income for the year, net of tax | | - | - |
| Total comprehensive (loss) for the year, net of tax | | (7,741) | (1,525) |
| Earnings per equity share: | 14 | | |
| (1) Basic | | (0.77) | (0.15) |
| (2) Diluted | | (0.77) | (0.15) |

Summary of significant accounting policies

3

The accompanying notes are an integral part of the financial statements.

As per our report of even date

For Rajeev & Ajay
Firm registration No : 009977N
Chartered Accountants

Ajay Sachdeva
Partner
Membership No. :084302



For and on behalf of the Board of Directors of
HARTEJ ESTATES PRIVATE LIMITED

Manish Kumar Bhansali
Director
DIN-06583437

Navjot Singh Wasir
Director
DIN-08398514

Place : New Delhi
Date : 13 May 2019

HOPE PROMOTERS PRIVATE LIMITED
BALANCE SHEET AS AT 31 MARCH 2019
(Amount in rupees, unless otherwise stated)

| | Notes | As at 31 March 2019 | As at 31 March 2018 |
|--|-------|------------------------|------------------------|
| ASSETS | | | |
| Current assets | | | |
| Inventories | 4 | 183,543,082 | 196,185,620 |
| Financial assets | | | |
| Cash and cash equivalents | 5 | 19,470 | 18,708 |
| Other financial assets | 6 | 7,470,766 | 9,725,409 |
| Other current assets | 7 | 234,539 | 142 |
| Total assets | | 191,267,857 | 205,929,879 |
| EQUITY AND LIABILITIES | | | |
| Equity | | | |
| Equity share capital | 8 | 100,000 | 100,000 |
| Other equity | 9 | (1,068,045) | (1,059,509) |
| Total equity | | (968,045) | (959,509) |
| LIABILITIES | | | |
| Current liabilities | | | |
| Financial liabilities | | | |
| Trade payables | 10 | - | - |
| -total outstanding dues of micro and small enterprises | | - | - |
| -total outstanding dues other than micro and small enterprises | | 5,901 | 5,310 |
| Other current liabilities | 11 | 192,230,001 | 206,884,078 |
| Total liabilities | | 192,235,902 | 206,889,388 |
| Total equity and liabilities | | 191,267,857 | 205,929,879 |

Summary of significant accounting policies

3

The accompanying notes are an integral part of the financial statements.

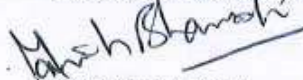
As per our report of even date

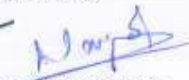
For MNV & CO.
Firm Reg. No.: 023692N
Chartered Accountants

Vikram Suri
Partner
Membership No.: 505887

Place : New Delhi
Date : 13 May 2019

For and on behalf of the Board of Directors of
HOPE PROMOTERS PRIVATE LIMITED


Manish Kumar Bhansali
Director
DIN-06583437


Navjot Singh Wasir
Director
DIN-08398514

HOPE PROMOTERS PRIVATE LIMITED
STATEMENT OF PROFIT AND LOSS FOR THE YEAR ENDED 31 MARCH 2019
(Amount in rupees, unless otherwise stated)

| Particulars | Notes | 31 March 2019 | 31 March 2018 |
|--|-------|------------------|-----------------|
| Other income | 12 | 2,343,969 | - |
| Total Income | | 2,343,969 | - |
| EXPENSES | | | |
| Other expenses | 13 | 2,352,452 | 9,998 |
| Finance costs | 14 | 53 | 89 |
| Total Expenses | | 2,352,505 | 10,087 |
| (Loss) before tax from continuing operations | | (8,536) | (10,087) |
| Tax expense: | | | |
| Current tax | | - | - |
| (Loss) for the year from continuing operations | | (8,536) | (10,087) |
| Other comprehensive income | | - | - |
| Total other comprehensive income for the year, net of tax | | - | - |
| Total comprehensive (loss) for the year, net of tax | | (8,536) | (10,087) |
| Earnings per equity share: | 15 | | |
| Basic (Rs.) | | (0.85) | (1.01) |
| Diluted (Rs.) | | (0.85) | (1.01) |

Summary of significant accounting policies

3

The accompanying notes are an integral part of the financial statements.


As per our report of even date

For MNV & CO.
Firm Reg. No.: 023682M
Chartered Accountants

Vikram Churi
Partner
Membership No.: 505887

For and on behalf of the Board of Directors of
HOPE PROMOTERS PRIVATE LIMITED


Manish Kumar Bhansali
Director
DIN-06583437


Navjot Singh Wasir
Director
DIN-08398514

Place : New Delhi
Date : 13 May 2019

Immense Realtors Private Limited
BALANCE SHEET AS AT 31 MARCH 2019
(Amount in Rupees, unless otherwise stated)

| | Notes | 31 March 2019 | 31 March 2018 |
|--|-------|--------------------|--------------------|
| ASSETS | | | |
| Current assets | | | |
| Inventories | 4 | 268,195,435 | 268,195,435 |
| Financial assets | | | |
| Cash and cash equivalents | 5 | 15,443 | 17,961 |
| Total assets | | 268,210,878 | 268,213,396 |
| EQUITY AND LIABILITIES | | | |
| Equity | | | |
| Equity share capital | 6 | 100,000 | 100,000 |
| Other equity | 7 | (432,167) | (424,814) |
| Total equity | | (332,167) | (324,814) |
| LIABILITIES | | | |
| Current liabilities | | | |
| Financial liabilities | | | |
| Trade payables | 8 | - | - |
| -total outstanding dues of micro and small enterprises | | 5,900 | 5,310 |
| -total outstanding dues other than micro and small enterprises | | | |
| Other current liabilities | 9 | 268,537,144 | 268,532,900 |
| Total liabilities | | 268,543,044 | 268,538,210 |
| Total equity and liabilities | | 268,210,877 | 268,213,396 |

Summary of significant accounting policies 3

The accompanying notes are an integral part of the financial statements.

As per our report of even date

For MNV & CO.

Firm Reg. No.: 023682N

Chartered Accountants

Vikrant Guri

Partner

Membership No.: 505887



For and on behalf of the Board of Directors of
Immense Realtors Private Limited

Manish Kumar Bhansali

Manish Kumar Bhansali

Director

DIN-06583437

Navjot Singh Wasir

Navjot Singh Wasir

Director

DIN-08398514

Place : New Delhi

Date : 13 May 2019

Immense Realtors Private Limited
STATEMENT OF PROFIT AND LOSS FOR THE YEAR ENDED 31 MARCH 2019
(Amount in Rupees, unless otherwise stated)

| Particulars | Notes | 31 March 2019 | 31 March 2018 |
|--|-------|---------------|---------------|
| Revenue Income | | - | - |
| Total Income | | - | - |
| EXPENSES | | | |
| Finance costs | 10 | 118 | 89 |
| Other expenses | 11 | 7,235 | 9,064 |
| Total Expenses | | 7,353 | 9,153 |
| Profit(Loss) before tax | | (7,353) | (9,153) |
| Tax expense: | | | |
| Current tax | | - | - |
| Profit(Loss) for the year | | (7,353) | (9,153) |
| Other comprehensive income | | - | - |
| Total other comprehensive income for the year, net of tax | | - | - |
| Total comprehensive income/(loss) for the year, net of tax | | (7,353) | (9,153) |
| Earnings per equity share: | 12 | | |
| Basic (Rs.) | | (0.74) | (0.92) |
| Diluted (Rs.) | | (0.74) | (0.92) |

Summary of significant accounting policies

3

The accompanying notes are an integral part of the financial statements.

As per our report of even date

For MNV & CO.

Firm Reg. No.: 023682N

Chartered Accountants

Vikrant Suri
Partner

Membership No.: 505887



For and on behalf of the Board of Directors of
Immense Realtors Private Limited

Manish Kumar Bhansali
Director
DIN-06583437

Navjot Singh Wasir
Director
DIN-08398514

Place : New Delhi
Date : May 13 2019

JAMB PROPBUILD PRIVATE LIMITED
BALANCE SHEET AS AT 31 MARCH 2019
(Amount in rupees, unless otherwise stated)

| | Notes | As at 31 March 2019 | As at 31 March 2018 |
|--|-------|------------------------|------------------------|
| ASSETS | | | |
| Current assets | | | |
| Inventories | 4 | 74,822,879 | 84,339,675 |
| Financial assets | | | |
| Cash and cash equivalents | 5 | 24,684 | 18,479 |
| Other financial assets | 6 | 12,089,903 | 12,089,903 |
| Other current assets | 7 | 7,902,990 | - |
| Total Assets | | 94,840,456 | 96,448,057 |
| EQUITY AND LIABILITIES | | | |
| Equity | | | |
| Equity share capital | 8 | 200,000 | 200,000 |
| Other equity | 9 | 94,629,156 | 94,636,392 |
| Total equity | | 94,829,156 | 94,836,392 |
| LIABILITIES | | | |
| Current liabilities | | | |
| Financial liabilities | | | |
| Trade payables | 10 | - | - |
| -total outstanding dues of micro and small enterprises | | - | - |
| -total outstanding dues other than micro and small enterprises | | 11,300 | 5,310 |
| Other current liabilities | 11 | - | 1,606,355 |
| Total liabilities | | 11,300 | 1,611,665 |
| Total Equity and Liabilities | | 94,840,456 | 96,448,057 |

Summary of significant accounting policies 3

The accompanying notes are an integral part of the financial statements.

As per our report of even date

For Rajeev & Ajay
Firm registration No : 009977N
Chartered Accountants

Ajay Sachdeva
Partner
Membership No. : 084302



Place : New Delhi
Date : 13 May 2019

For and on behalf of the Board of Directors of
JAMB PROPBUILD PRIVATE LIMITED

Manish Kumar Bhansali
Director
DIN-06583437

Navjot Singh Wasir
Director
DIN-08398514

JAMB PROPBUILD PRIVATE LIMITED
STATEMENT OF PROFIT AND LOSS FOR THE YEAR ENDED 31 MARCH 2019
(Amount in rupees, unless otherwise stated)

| Particulars | Notes | 31 March 2019 | 31 March 2018 |
|---|-------|----------------|----------------|
| Revenue | | - | - |
| Total Income (I) | | - | - |
| EXPENSES | | | |
| Finance costs | 12 | - | 89 |
| Other expenses | 13 | 7,236 | 9,895 |
| Total Expenses (II) | | 7,236 | 9,984 |
| (Loss) before tax from continuing operations (I-II) | | (7,236) | (9,984) |
| Tax expense: | | | |
| Current tax | | - | - |
| (Loss) for the year from continuing operations | | (7,236) | (9,984) |
| Other comprehensive income | | - | - |
| Total other comprehensive income for the year, net of tax | | - | - |
| Total comprehensive (loss) for the year, net of tax | | (7,236) | (9,984) |
| Earnings per equity share (computed on the basis of profit/(loss) for the year): | 14 | | |
| (1) Basic | | (0.36) | (0.50) |
| (2) Diluted | | (0.36) | (0.50) |

Summary of significant accounting policies

3

The accompanying notes are an integral part of the financial statements.

As per our report of even date

For Rajeev & Ajay
Firm registration No : 009977N
Chartered Accountants

Ajay Sachdeva
Partner
Membership No. : 084302



For and on behalf of the Board of Directors of
JAMB PROPBUILD PRIVATE LIMITED

Manish Kumar Bhansali
Director
DIN-06583437

Navjot Singh Wasir
Director
DIN-08398514

Place : New Delhi
Date : 13 May 2019

JANITOR PROPBUILD PRIVATE LIMITED
BALANCE SHEET AS AT 31 MARCH 2019
(Amount in rupees, unless otherwise stated)

| | Notes | As at 31 March 2019 | As at 31 March 2018 |
|---|-------|------------------------|------------------------|
| ASSETS | | | |
| Current assets | | | |
| Inventories | 4 | 9,738,428 | 9,738,428 |
| Financial assets | | | |
| Cash and cash equivalents | 5 | 25,891 | 56,306 |
| Other financial assets | 6 | 3,978 | 29,062,867 |
| Other current assets | 7 | 2,242,304 | - |
| Total Assets | | 12,010,601 | 38,857,601 |
| EQUITY AND LIABILITIES | | | |
| Equity | | | |
| Equity share capital | 8 | 100,000 | 100,000 |
| Other equity | 9 | (258,477) | (250,882) |
| Total equity | | (158,477) | (150,882) |
| LIABILITIES | | | |
| Current liabilities | | | |
| Financial liabilities | | | |
| Trade payables | 10 | - | - |
| -total outstanding dues of micro and small enterprises | | 11,300 | 5,310 |
| -total outstanding dues other than micro and small enterprise | | | |
| Other current liabilities | 11 | 12,157,778 | 39,003,173 |
| Total liabilities | | 12,169,078 | 39,008,483 |
| Total Equity and Liabilities | | 12,010,601 | 38,857,601 |

Summary of significant accounting policies 3

The accompanying notes are an integral part of the financial statements.

As per our report of even date

For Rajeev & Ajay

Firm registration No : 009977/N
Chartered Accountants

Ajay Sachdeva

Partner

Membership No. : 084302



For and on behalf of the Board of Directors of
JANITOR PROPBUILD PRIVATE LIMITED

Amitava Chattopadhyay

Amitava Chattopadhyay
Director
DIN-07150600

Naveet Singh Wasir

Naveet Singh Wasir
Director
DIN-08398514

8

Place : New Delhi

Date : 13 May 2019

JANITOR PROPBUILD PRIVATE LIMITED
STATEMENT OF PROFIT AND LOSS FOR THE YEAR ENDED 31 MARCH 2019
(Amount in rupees, unless otherwise stated)

| Particulars | Notes | 31 March 2019 | 31 March 2018 |
|--|-------|-------------------|----------------|
| Other income | 12 | 22,423,047 | 521 |
| Total Income (I) | | 22,423,047 | 521 |
| EXPENSES | | | |
| Finance costs | 13 | 47 | 76 |
| Other expenses | 14 | 22,430,595 | 8,440 |
| Total Expenses (II) | | 22,430,642 | 8,516 |
| (Loss) before tax from continuing operations (I-II) | | (7,595) | (7,995) |
| Tax expense: | | | |
| Current tax | | - | - |
| (Loss) for the year from continuing operations | | (7,595) | (7,995) |
| Other comprehensive income | | - | - |
| Total other comprehensive income for the year, net of tax | | - | - |
| Total comprehensive (loss) for the year, net of tax | | (7,595) | (7,995) |
| Earnings per equity share: | 15 | | |
| (1) Basic | | (0.76) | (0.80) |
| (2) Diluted | | (0.76) | (0.80) |

Summary of significant accounting policies 3

The accompanying notes are an integral part of the financial statements.

As per our report of even date

For Rajeev & Ajay
Firm registration No : 009977N
Chartered Accountants

Ajay Sachdeva
Partner
Membership No. : 084302



For and on behalf of the Board of Directors of
JANITOR PROPBUILD PRIVATE LIMITED

Amitava Chattopadhyay
Director
DIN-07150600

Navjot Singh Wasir
Director
DIN-08398514

Place : New Delhi
Date : 13 May 2019

JASPER PROBUILD PRIVATE LIMITED
BALANCE SHEET AS AT 31 MARCH 2019
(Amount in rupees, unless otherwise stated)

| | Notes | As at 31 March 2019 | As at 31 March 2018 |
|--|-------|------------------------|------------------------|
| ASSETS | | | |
| Current assets | | | |
| Inventories | 4 | 20,360,831 | 20,360,831 |
| Financial assets | | | |
| Cash and cash equivalents | 5 | 24,784 | 18,579 |
| Total Assets | | 20,385,615 | 20,379,410 |
| EQUITY AND LIABILITIES | | | |
| Equity | | | |
| Equity share capital | 6 | 100,000 | 100,000 |
| Other equity | 7 | (1,226,511) | (1,218,651) |
| Total equity | | (1,126,511) | (1,118,651) |
| LIABILITIES | | | |
| Current liabilities | | | |
| Financial liabilities | | | |
| Trade payables | 8 | - | - |
| -total outstanding dues of micro and small enterprises | | - | - |
| -total outstanding dues other than micro and small enterprises | | 11,301 | 5,311 |
| Other current liabilities | 9 | 21,500,825 | 21,492,750 |
| Total liabilities | | 21,512,126 | 21,498,061 |
| Total Equity and Liabilities | | 20,385,615 | 20,379,410 |

Summary of significant accounting policies

3

The accompanying notes are an integral part of the financial statements.

As per our report of even date

For Rajeev & Ajay
Firm registration No : 009977N
Chartered Accountants

Ajay Sachdeva
Partner
Membership No. : 084302



For and on behalf of the Board of Directors of
JASPER PROBUILD PRIVATE LIMITED

Regena
Director
DIN-08129092

Navjot Singh Wasir
Director
DIN-08398514

Place : New Delhi
Date : 13 May 2019

JASPER PROPBUILD PRIVATE LIMITED
STATEMENT OF PROFIT AND LOSS FOR THE YEAR ENDED 31 MARCH 2019
(Amount in rupees, unless otherwise stated)

| Particulars | 31 March 2019 | 31 March 2018 |
|--|----------------|----------------|
| Revenue | - | - |
| Total Income (I) | - | - |
| EXPENSES | | |
| Finance costs | 10 - | 90 |
| Other expenses | 11 7,860 | 8,232 |
| Total Expenses (II) | 7,860 | 8,322 |
| (Loss) before tax from continuing operations (I-II) | (7,860) | (8,322) |
| Tax expense: | | |
| Current tax | - | - |
| (Loss) for the year from continuing operations | (7,860) | (8,322) |
| Other comprehensive income | - | - |
| Total other comprehensive income for the year, net of tax | - | - |
| Total comprehensive (loss) for the year, net of tax | (7,860) | (8,322) |
| Earnings per equity share: | 12 | |
| (1) Basic | (0.79) | (0.83) |
| (2) Diluted | (0.79) | (0.83) |

Summary of significant accounting policies

3

The accompanying notes are an integral part of the financial statements.

As per our report of even date

For Rajeev & Ajay
Firm registration No : 009977N
Chartered Accountants

Ajay Sachdeva
Partner
Membership No. : 084302



For and on behalf of the Board of Directors of
JASPER PROPBUILD PRIVATE LIMITED

Reena
Director
DIN-08129092

Navjot Singh Wasir
Director
DIN-08398514

Place : New Delhi
Date : 13 May 2019

JAUNT PROPBUILD PRIVATE LIMITED
BALANCE SHEET AS AT 31 MARCH 2019
(Amount in rupees, unless otherwise stated)

ASSETS

Current assets

Inventories

Financial assets

Cash and cash equivalents

Total Assets

EQUITY AND LIABILITIES

Equity

Equity share capital

Other equity

Total equity

LIABILITIES

Current liabilities

Financial liabilities

Trade payables

-total outstanding dues of micro and small enterprises

-total outstanding dues other than micro and small enterprises

Other current liabilities

Total liabilities

Total Equity and Liabilities

Summary of significant accounting policies

The accompanying notes are an integral part of the financial statements.

As per our report of even date

For Rajeev & Ajay

Firm registration No : 00097708

Chartered Accountants

Ajay Sachdeva

Partner

Membership No. : 084362



Place : New Delhi
Date : 13 May 2019

| Notes | As at 31 March 2019 | As at 31 March 2018 |
|-------|------------------------|------------------------|
| 4 | 15,118,119 | 15,259,968 |
| 5 | 20,077 | 18,165 |
| | 15,138,196 | 15,278,133 |
| 6 | 100,000 | 100,000 |
| 7 | (1,473,551) | (1,465,914) |
| | (1,373,551) | (1,365,914) |
| 8 | - | - |
| | 11,302 | 5,311 |
| 9 | 16,500,445 | 16,638,736 |
| | 16,511,747 | 16,644,047 |
| | 15,138,196 | 15,278,133 |
| 3 | | |

For and on behalf of the Board of Directors of
JAUNT PROPBUILD PRIVATE LIMITED

Ajay Kumar
Director
DIN-08028800

Navjot Singh Wasir
Director
DIN-08398514

JAUNT PROPBUILD PRIVATE LIMITED
STATEMENT OF PROFIT AND LOSS FOR THE YEAR ENDED 31 MARCH 2019
(Amount in rupees, unless otherwise stated)

| Particulars | Notes | 31 March | 31 March 2018 |
|--|-------|----------------|----------------|
| Revenue | | - | - |
| Total Income (I) | | - | - |
| EXPENSES | | | |
| Finance costs | 10 | 89 | 89 |
| Other expenses | 11 | 7,548 | 8,545 |
| Total Expenses (II) | | 7,637 | 8,634 |
| (Loss) before tax from continuing operations (I-II) | | (7,637) | (8,634) |
| Tax expense: | | | |
| Current tax | | (7,637) | (8,634) |
| (Loss) for the year from continuing operations | | | |
| Other comprehensive income | | - | - |
| Total other comprehensive income for the year, net of tax | | | |
| Total comprehensive (loss) for the year, net of tax | | (7,637) | (8,634) |
| Earnings per equity share: | 12 | | |
| (1) Basic | | (0.76) | (0.86) |
| (2) Diluted | | (0.76) | (0.86) |

Summary of significant accounting policies

The accompanying notes are an integral part of the financial statements.

As per our report of even date

For Rajeev & Ajay
Firm registration No : 009977N
Chartered Accountants

Ajay Sachdeva
Partner
Membership No : 084382



Place : New Delhi
Date : 13 May 2019

For and on behalf of the Board of Directors of
JAUNT PROPBUILD PRIVATE LIMITED

Ajay Kumar
Director
DIN-08028800

Navjot Singh Wasir
Director
DIN-08398514

JAY PROPBUILD PRIVATE LIMITED
BALANCE SHEET AS AT 31 MARCH 2019
(Amount in rupees, unless otherwise stated)

| | Notes | As at 31 March 2019 | As at 31 March 2018 |
|--|-------|------------------------|------------------------|
| ASSETS | | | |
| Current assets | | | |
| Inventories | 4 | 381,294,474 | 381,294,474 |
| Financial assets | | | |
| Cash and cash equivalents | 5 | 20,786 | 18,874 |
| Other financial asset | 6 | 2,608,940 | 2,608,940 |
| Other current assets | 7 | 29,800,000 | 29,800,000 |
| Total Assets | | 413,724,200 | 413,722,288 |
| EQUITY AND LIABILITIES | | | |
| Equity | | | |
| Equity share capital | 8 | 100,000 | 100,000 |
| Other equity | 9 | (137,811,223) | (137,803,585) |
| Total equity | | (137,711,223) | (137,703,585) |
| LIABILITIES | | | |
| Current liabilities | | | |
| Financial liabilities | | | |
| Trade payables | 10 | - | - |
| -total outstanding dues of micro and small enterprises | | - | - |
| -total outstanding dues other than micro and small enterprises | | 11,302 | 5,311 |
| Other current liabilities | 11 | 551,424,121 | 551,420,562 |
| Total liabilities | | 551,435,423 | 551,425,873 |
| Total Equity and Liabilities | | 413,724,200 | 413,722,288 |

Summary of significant accounting policies

3

The accompanying notes are an integral part of the financial statements.

As per our report of even date

For Rajeev & Ajay
Firm registration No: 099977N
Chartered Accountants

[Signature]
NEW DELHI
CHARTERED ACCOUNTANTS
Ajay Sachdeva
Partner
Membership No: 084302

Place : New Delhi
Date : 13 May 2019

For and on behalf of the Board of Directors of
JAY PROPBUILD PRIVATE LIMITED

[Signature]
Ajay Kumar
Director
DIN-08028800

[Signature]
Naresh Kumar
Director
DIN-08402436

8

JAY PROPBUILD PRIVATE LIMITED
STATEMENT OF PROFIT AND LOSS FOR THE YEAR ENDED 31 MARCH 2019
(Amount in rupees, unless otherwise stated)

| Particulars | Notes | 31 March 2019 | 31 March 2018 |
|--|-------|----------------|----------------------|
| Other income | | - | - |
| Total Income (I) | | - | - |
| EXPENSES | | | |
| Finance costs | 12 | 89 | 89 |
| Other expenses | 13 | 7,549 | 137,527,295 |
| Total Expenses (II) | | 7,638 | 137,527,384 |
| (Loss) before tax from continuing operations (I-II) | | (7,638) | (137,527,384) |
| Tax expense | | - | - |
| Current tax | | - | - |
| (Loss) for the year from continuing operations | | (7,638) | (137,527,384) |
| Other comprehensive income | | - | - |
| Total other comprehensive income for the year, net of tax | | - | - |
| Total comprehensive (loss) for the year, net of tax | | (7,638) | (137,527,384) |
| Earnings per equity share: | 14 | | |
| (1) Basic | | (0.76) | (13,752.74) |
| (2) Diluted | | (0.76) | (13,752.74) |

Summary of significant accounting policies

3

The accompanying notes are an integral part of the financial statements.

As per our report of even date

For Rajeev & Ajay
Firm registration No : 009927N
Chartered Accountants

Lau

Ajay Sachdeva
Partner
Membership No. :084302

For and on behalf of the Board of Directors of
JAY PROPBUILD PRIVATE LIMITED

Ajay Kumar
Director
DIN-08028800

Naresh Kumar
Director
DIN-08402436

Place : New Delhi
Date : 13 May 2019

JEMMY PROPBUILD PRIVATE LIMITED
BALANCE SHEET AS AT 31 MARCH 2019
(Amount in rupees, unless otherwise stated)

| | Notes | As at 31 March 2019 | As at 31 March 2018 |
|--|-------|------------------------|------------------------|
| ASSETS | | | |
| Current assets | | | |
| Inventories | 4 | - | 1,593,872 |
| Financial assets | | | |
| Cash and cash equivalents | 5 | 20,574 | 18,662 |
| Other financial assets | 6 | 13,799,567 | 13,799,567 |
| Total Assets | | 13,820,141 | 15,412,101 |
| EQUITY AND LIABILITIES | | | |
| Equity | | | |
| Equity share capital | 7 | 100,000 | 100,000 |
| Other equity | 8 | (268,567) | (258,749) |
| Total equity | | (168,567) | (158,749) |
| LIABILITIES | | | |
| Current liabilities | | | |
| Financial liabilities | | | |
| Trade payables | 9 | - | - |
| -total outstanding dues of micro and small enterprises | | 11,301 | 5,310 |
| -total outstanding dues other than micro and small enterprises | | | |
| Other current liabilities | 10 | 13,977,407 | 15,565,540 |
| Total liabilities | | 13,988,708 | 15,570,850 |
| Total Equity and Liabilities | | 13,820,141 | 15,412,101 |

Summary of significant accounting policies

3

The accompanying notes are an integral part of the financial statements.

As per our report of even date

For Rajeev & Ajay
Firm registration No : 009977N/
Chartered Accountants

Ajay Sachdeva
Partner
Membership No. : 084302

Place : New Delhi
Date : 13 May 2019

For and on behalf of the Board of Directors of
JEMMY PROPBUILD PRIVATE LIMITED

Alok Singh Kushwah
Director
DIN-08129143

Naresh Kumar
Director
DIN-08402436

JEMMY PROPBUILD PRIVATE LIMITED
STATEMENT OF PROFIT AND LOSS FOR THE YEAR ENDED 31 MARCH 2019
(Amount in rupees, unless otherwise stated)

| Particulars | Notes | 31 March 2019 | 31 March 2018 |
|--|-------|----------------|----------------|
| Revenue | | - | - |
| Total Income | | - | - |
| EXPENSES | | | |
| Finance costs | 11 | 89 | 89 |
| Other expenses | 12 | 9,729 | 9,168 |
| Total Expenses | | 9,818 | 9,257 |
| (Loss) before tax from continuing operations | | (9,818) | (9,257) |
| Tax expense: | | | |
| Current tax | | - | - |
| (Loss) for the year from continuing operations | | (9,818) | (9,257) |
| Other comprehensive income | | - | - |
| Total other comprehensive income for the year, net of tax | | - | - |
| Total comprehensive (loss) for the year, net of tax | | (9,818) | (9,257) |
| Earnings per equity share: | 13 | | |
| (1) Basic | | (0.98) | (0.93) |
| (2) Diluted | | (0.98) | (0.93) |

Summary of significant accounting policies

3

The accompanying notes are an integral part of the financial statements.

As per our report of even date

For Rajeev & Ajay
Firm registration No : 009977N
Chartered Accountants

Ajay Sachdeva
Partner
Membership No. : 084302



For and on behalf of the Board of Directors of
JEMMY PROPBUILD PRIVATE LIMITED

Alok Singh Kushwah
Director
DIN-08129143

Naresh Kumar
Director
DIN-08402436

Place : New Delhi
Date : 13 May 2019

JERKIN PROPBUILD PRIVATE LIMITED
BALANCE SHEET AS AT 31 MARCH 2019
(Amount in rupees, unless otherwise stated)

ASSETS

Current assets

Inventories
Financial assets
Cash and cash equivalents
Other financial assets

Total Assets

EQUITY AND LIABILITIES

Equity

Equity share capital
Other equity
Total equity

LIABILITIES

Current liabilities

Financial liabilities
Trade payables
-total outstanding dues of micro and small enterprises
-total outstanding dues other than micro and small enterprises
Other current liabilities
Total liabilities

Total Equity and Liabilities

Summary of significant accounting policies

The accompanying notes are an integral part of the financial statements.

As per our report of even date

For Rajeev & Ajay
Firm registration No : 009977N
Chartered Accountants

Ajay Sachdeva
Partner
Membership No. : 084303



Place : New Delhi
Date : 13 May 2019

| Notes | As at 31 March 2019 | As at 31 March 2018 |
|-------|------------------------|------------------------|
| 4 | 6,999,655 | 6,999,655 |
| 5 | 24,919 | 18,821 |
| 6 | 3,447,244 | 4,305,071 |
| | 10,471,818 | 11,323,547 |
| 7 | 100,000 | 100,000 |
| 8 | (155,323) | (146,527) |
| | (55,323) | (46,527) |
| 9 | - | - |
| | 11,300 | 5,310 |
| 10 | 10,515,841 | 11,364,764 |
| | 10,527,141 | 11,370,074 |
| | 10,471,818 | 11,323,547 |

3

For and on behalf of the Board of Directors of
JERKIN PROPBUILD PRIVATE LIMITED

Abhishek Prasad
Director
DIN-08291550

Naresh Kumar
Director
DIN- 08402436

JERKIN PROPBUILD PRIVATE LIMITED
STATEMENT OF PROFIT AND LOSS FOR THE YEAR ENDED 31 MARCH 2019
(Amount in rupees, unless otherwise stated)

| Particulars | | 31 March 2019 | 31 March 2018 |
|--|-------------|----------------|----------------|
| | Note | | |
| | s | | |
| Other income | | - | - |
| Total Income | | - | - |
| EXPENSES | | | |
| Finance costs | 11 | - | 89 |
| Other expenses | 12 | 8,796 | 9,168 |
| Total Expenses | | 8,796 | 9,257 |
| (Loss) before tax from continuing operations | | (8,796) | (9,257) |
| Tax expense: | | | |
| Current tax | | - | - |
| (Loss) for the year from continuing operations | | (8,796) | (9,257) |
| Other comprehensive income | | - | - |
| Total other comprehensive income for the year, net of tax | | - | - |
| Total comprehensive (loss) for the year, net of tax | | (8,796) | (9,257) |
| Earnings per equity share: | 13 | | |
| (1) Basic | | (0.88) | (0.93) |
| (2) Diluted | | (0.88) | (0.93) |

Summary of significant accounting policies

3

The accompanying notes are an integral part of the financial statements.

As per our report of even date

For Rajeev & Ajay

Firm registration No : 009977N
Chartered Accountants

Ajay Sachdeva
Partner

Membership No. : 084302



For and on behalf of the Board of Directors of
JERKIN PROPBUILD PRIVATE LIMITED

Abhishek Prasad
Director
DIN-08291550

Naresh Kumar
Director
DIN- 08402436

Place : New Delhi
Date : 13 May 2019

JETTY PROPBUILD PRIVATE LIMITED
BALANCE SHEET AS AT 31 MARCH 2019
(Amount in rupees, unless otherwise stated)

| | Notes | As at 31 March 2019 | As at 31 March 2018 |
|--|-------|------------------------|------------------------|
| ASSETS | | | |
| Current assets | | | |
| Inventories | 4 | 72,742,155 | 74,671,594 |
| Financial assets | | | |
| Cash and cash equivalents | 5 | 24,863 | 18,970 |
| Total Assets | | 72,767,018 | 74,690,564 |
| EQUITY AND LIABILITIES | | | |
| Equity | | | |
| Equity share capital | 6 | 100,000 | 100,000 |
| Other equity | 7 | (276,461) | (268,288) |
| Total equity | | (176,461) | (168,288) |
| LIABILITIES | | | |
| Current liabilities | | | |
| Financial liabilities | | | |
| Trade payables | 8 | - | - |
| -total outstanding dues of micro and small enterprises | | 11,300 | 5,310 |
| -total outstanding dues other than micro and small enterprises | 9 | 72,932,179 | 74,853,542 |
| Other current liabilities | | 72,943,479 | 74,858,852 |
| Total liabilities | | 72,767,018 | 74,690,564 |
| Total Equity and Liabilities | | 72,767,018 | 74,690,564 |

Summary of significant accounting policies

3

The accompanying notes are an integral part of the financial statements.

As per our report of even date

For Rajeev & Ajay
Firm registration No : 009977N
Chartered Accountants

Ajay Sachdeva
Partner
Membership No. : 084302



For and on behalf of the Board of Directors of
JETTY PROPBUILD PRIVATE LIMITED

Abhishek Prasad
Director
DIN-08291550

Naresh Kumar
Director
DIN- 08402436

Place : New Delhi
Date : 13 May 2019

JETTY PROPBUILD PRIVATE LIMITED
STATEMENT OF PROFIT AND LOSS FOR THE YEAR ENDED 31 MARCH 2019
(Amount in rupees, unless otherwise stated)

| Particulars | Notes | 31 March 2019 | 31 March 2018 |
|--|-------|---------------|---------------|
| Revenue | | - | - |
| Total Income | | - | - |
| EXPENSES | | | |
| Finance costs | 10 | - | 89 |
| Other expenses | 11 | 8,173 | 9,168 |
| Total Expenses | | 8,173 | 9,257 |
| (Loss) before tax from continuing operations | | (8,173) | (9,257) |
| Tax expense: | | | |
| Current tax | | - | - |
| (Loss) for the year from continuing operations | | (8,173) | (9,257) |
| Other comprehensive income | | - | - |
| Total other comprehensive income for the year, net of tax | | - | - |
| Total comprehensive (loss) for the year, net of tax | | (8,173) | (9,257) |
| Earnings per equity share: | 12 | | |
| (1) Basic | | (0.82) | (0.93) |
| (2) Diluted | | (0.82) | (0.93) |

Summary of significant accounting policies 3

The accompanying notes are an integral part of the financial statements.

As per our report of even date

For Rajeev & Ajay
Firm registration No : 009977N
Chartered Accountants

Ajay Sachdeva
Partner
Membership No. : 084302



For and on behalf of the Board of Directors of
JETTY PROPBUILD PRIVATE LIMITED

Abhishek Prasad
Director
DIN-08291550

Naresh Kumar
Director
DIN- 08402436

Place : New Delhi
Date : 13 May 2019

JIG PROPBUILD PRIVATE LIMITED
BALANCE SHEET AS AT 31 MARCH 2019
(Amount in rupees, unless otherwise stated)

ASSETS

| |
|---------------------------|
| Current assets |
| Inventories |
| Financial assets |
| Cash and cash equivalents |
| Total Assets |

| Notes | As at 31 March 2019 | As at 31 March 2018 |
|-------|------------------------|------------------------|
| 4 | 3,036,451 | 3,036,451 |
| 5 | 20,124 | 18,524 |
| | 3,056,575 | 3,054,975 |

EQUITY AND LIABILITIES

Equity

| |
|----------------------|
| Equity share capital |
| Other equity |
| Total equity |

| | | |
|---|------------------|------------------|
| 6 | 100,000 | 100,000 |
| 7 | (270,511) | (261,625) |
| | (170,511) | (161,625) |

LIABILITIES

Current liabilities

| |
|--|
| Financial liabilities |
| Trade payables |
| -total outstanding dues of micro and small enterprises |
| -total outstanding dues other than micro and small enterprises |
| Other current liabilities |
| Total liabilities |

| | | |
|---|------------------|------------------|
| 8 | - | - |
| | 11,301 | 5,310 |
| 9 | 3,215,785 | 3,211,290 |
| | 3,227,086 | 3,216,600 |

Total Equity and Liabilities

| | |
|------------------|------------------|
| 3,056,575 | 3,054,975 |
|------------------|------------------|

Summary of significant accounting policies

3

The accompanying notes are an integral part of the financial statements.

As per our report of even date

For Rajeev & Ajay
Firm registration No : 009977N
Chartered Accountants

Ajay Sachdeva
Partner
Membership No. : 084302



For and on behalf of the Board of Directors of
JIG PROPBUILD PRIVATE LIMITED

Jayant Vasant Nakhale
Director
DIN-08367820

Naresh Kumar
Director
DIN- 08402436

Place : New Delhi
Date : 13 May 2019

JIG PROPBUILD PRIVATE LIMITED
STATEMENT OF PROFIT AND LOSS FOR THE YEAR ENDED 31 MARCH 2019
(Amount in rupees, unless otherwise stated)

| Particulars | Notes | 31 March 2019 | 31 March 2018 |
|--|-------|---------------|---------------|
| Revenue | | - | - |
| Total Income | | - | - |
| EXPENSES | | | |
| Finance costs | 10 | 89 | 89 |
| Other expenses | 11 | 8,797 | 7,921 |
| Total Expenses | | 8,886 | 8,010 |
| (Loss) before tax from continuing operations | | (8,886) | (8,010) |
| Tax expense: | | | |
| Current tax | | - | - |
| (Loss) for the year from continuing operations | | (8,886) | (8,010) |
| Other comprehensive income | | - | - |
| Total other comprehensive income for the year, net of tax | | - | - |
| Total comprehensive (loss) for the year, net of tax | | (8,886) | (8,010) |
| Earnings per equity share: | 12 | | |
| (1) Basic | | (0.89) | (0.80) |
| (2) Diluted | | (0.89) | (0.80) |

Summary of significant accounting policies

3

The accompanying notes are an integral part of the financial statements.

As per our report of even date

For Rajeev & Ajay
Firm registration No : 009977N
Chartered Accountants

Ajay Sachdeva
Partner
Membership No. : 084302



For and on behalf of the Board of Directors of
JIG PROPBUILD PRIVATE LIMITED

Jayant Vasant Nakhale
Director
DIN-08367820

Naresh Kumar
Director
DIN- 08402436

Place : New Delhi
Date : 13 May 2019

JIVE PROPBUILD PRIVATE LIMITED
BALANCE SHEET AS AT 31 MARCH 2019
(Amount in rupees, unless otherwise stated)

| | Note | As at 31 March 2019 | As at 31 March 2018 |
|--|------|------------------------|------------------------|
| ASSETS | | | |
| Current assets | | | |
| Inventories | 4 | 108,027 | 108,027 |
| Financial assets | | | |
| Cash and cash equivalents | 5 | 20,329 | 18,729 |
| Other current assets | 6 | - | - |
| Total Assets | | 128,356 | 126,756 |
| EQUITY AND LIABILITIES | | | |
| Equity | | | |
| Equity share capital | 7 | 100,000 | 100,000 |
| Other equity | 8 | (268,561) | (259,987) |
| Total equity | | (168,561) | (159,987) |
| LIABILITIES | | | |
| Current liabilities | | | |
| Financial liabilities | | | |
| Trade payables | 9 | - | - |
| -total outstanding dues of micro and small enterprises | | - | - |
| -total outstanding dues other than micro and small enterprises | | 11,301 | 5,310 |
| Other current liabilities | 10 | 285,616 | 281,433 |
| Total liabilities | | 296,917 | 286,743 |
| Total Equity and Liabilities | | 128,356 | 126,756 |

Summary of significant accounting policies

3

The accompanying notes are an integral part of the financial statements.

As per our report of even date

For Rajeev & Ajay
Firm registration No : 009977M
Chartered Accountants

Ajay Sachdeva
Partner
Membership No. : 084302



For and on behalf of the Board of Directors of
JIVE PROPBUILD PRIVATE LIMITED

Jayant Vasant Nakhale
Director
DIN-08367820

Naresh Kumar
Director
DIN- 08402436

Place : New Delhi
Date : 13 May 2019

JIVE PROPBUILD PRIVATE LIMITED
STATEMENT OF PROFIT AND LOSS FOR THE YEAR ENDED 31 MARCH 2019
(Amount in rupees, unless otherwise stated)

| Particulars | Notes | 31 March 2019 | 31 March 2018 |
|--|-------|---------------|---------------|
| Revenue | | - | - |
| Total Income (I) | | - | - |
| EXPENSES | | | |
| Finance costs | 11 | 89 | 89 |
| Other expenses | 12 | 8,485 | 38,200 |
| Total Expenses (II) | | 8,574 | 38,289 |
| (Loss) before tax from continuing operations (I-II) | | (8,574) | (38,289) |
| Tax expense: | | | |
| Current tax | | - | - |
| (Loss) for the year from continuing operations | | (8,574) | (38,289) |
| Other comprehensive income | | - | - |
| Total other comprehensive income for the year, net of tax | | - | - |
| Total comprehensive (loss) for the year, net of tax | | (8,574) | (38,289) |
| Earnings per equity share: | 13 | | |
| (1) Basic | | (0.86) | (3.83) |
| (2) Diluted | | (0.86) | (3.83) |

Summary of significant accounting policies

3

The accompanying notes are an integral part of the financial statements.

As per our report of even date

For Rajeev & Ajay
Firm registration No : 009977N
Chartered Accountants

Ajay Sachdeva
Partner
Membership No. : 084302



For and on behalf of the Board of Directors of
JIVE PROPBUILD PRIVATE LIMITED

Jayant Vasant Nakhale
Director
DIN-08367820

Naresh Kumar
Director
DIN- 08402436

Place : New Delhi
Date : 13 May 2019

JUHI PROMOTERS PRIVATE LIMITED
BALANCE SHEET AS AT 31 MARCH 2019
(Amount in Rupees, unless otherwise stated)

| | Notes | As at 31 March 2019 | As at 31 March 2018 |
|--|-------|------------------------|------------------------|
| ASSETS | | | |
| Current assets | | | |
| Financial assets | | | |
| Cash and cash equivalents | 4 | 14,587 | 20,139 |
| Other financial assets | 5 | 1,131,400 | 65,508,498 |
| Total Assets | | 1,145,987 | 65,528,637 |
| EQUITY AND LIABILITIES | | | |
| Equity | | | |
| Equity share capital | 6 | 100,000 | 100,000 |
| Other equity | 7 | 1,032,131 | 1,042,447 |
| Total equity | | 1,132,131 | 1,142,447 |
| LIABILITIES | | | |
| Current liabilities | | | |
| Financial liabilities | | | |
| Trade payables | 8 | - | - |
| -total outstanding dues of micro and small enterprises | | - | - |
| -total outstanding dues other than micro and small enterprises | | 5,901 | 31,045,375 |
| Other financial liabilities | 9 | - | 853,079 |
| Other current liabilities | 10 | - | 32,479,781 |
| Provisions | 11 | 7,955 | 7,955 |
| Total liabilities | | 13,856 | 64,386,190 |
| Total Equity and Liabilities | | 1,145,987 | 65,528,637 |

Summary of significant accounting policies

3

The accompanying notes are an integral part of the financial statements.

As per our report of even date

For MNV & CO.

Firm Reg. No.: 027682N

Chartered Accountants

Vikram Suri

Partner

Membership No.: 505887



For and on behalf of the Board of Directors of
JUHI PROMOTERS PRIVATE LIMITED

Mukesh Kumar Gupta

Director

DIN-02354428

Korada Bhavaniprasad

Director

DIN-08129240

Place : New Delhi

Date : 13 May 2019

JUHI PROMOTERS PRIVATE LIMITED
STATEMENT OF PROFIT AND LOSS FOR THE YEAR ENDED 31 MARCH 2019
(Amount in Rupees, unless otherwise stated)

| Particulars | Notes | 31 March 2019 | 31 March 2018 |
|---|-------|-----------------|-----------------|
| Revenue Income | | - | - |
| Total Income | | - | - |
| EXPENSES | | | |
| Other expenses | 12 | 10,143 | 8,753 |
| Finance costs | 13 | 173 | 1,634 |
| Total Expenses | | 10,316 | 10,387 |
| Profit/(Loss) before tax | | (10,316) | (10,387) |
| Tax expense: | | | |
| Current tax | | - | - |
| Profit/(Loss) for the year | | (10,316) | (10,387) |
| Other comprehensive income/(loss) | | - | - |
| Total other comprehensive income/(loss) for the year, net of tax | | - | - |
| Total comprehensive income/(loss) for the year, net of tax | | (10,316) | (10,387) |
| Earnings per equity share: | 14 | | |
| (1) Basic | | (1.03) | (1.04) |
| (2) Diluted | | (1.03) | (1.04) |
| Summary of significant accounting policies | 3 | | |

The accompanying notes are an integral part of the financial statements.

As per our report of even date

For MNV & CO.
Firm Reg. No.: 0236824
Chartered Accountants

Vikrant Suri
Partner
Membership No. 595887



For and on behalf of the Board of Directors of
JUHI PROMOTERS PRIVATE LIMITED

Mukesh Kumar Gupta
Director
DIN-02354428

Korada Bhavaniprasad
Director
DIN-08129240

Place : New Delhi
Date : 13 May 2019

KAMDHENU PROJECTS PRIVATE LIMITED
STANDALONE BALANCE SHEET AS AT 31 MARCH 2019
(Amount in rupees, unless otherwise stated)

| | Notes | As at 31 March 2019 | As at 31 March 2018 |
|--|-------|------------------------|------------------------|
| ASSETS | | | |
| Non-current assets | | | |
| Financial Assets | | | |
| Investments | 4 | 600,000 | 600,000 |
| | | <u>600,000</u> | <u>600,000</u> |
| Current assets | | | |
| Inventories | 5 | 291,642,620 | 706,551,190 |
| Financial assets | | | |
| Cash and cash equivalents | 6 | 9,156 | 22,507 |
| Other financial assets | 7 | 23,167,001 | 81,655,666 |
| Other current assets | 8 | 29,534,644 | 21,067,609 |
| | | <u>344,353,421</u> | <u>809,296,972</u> |
| Total Assets | | <u>344,953,421</u> | <u>809,896,972</u> |
| EQUITY AND LIABILITIES | | | |
| Equity | | | |
| Equity share capital | 9 | 100,000 | 100,000 |
| Other equity | 10 | (53,630,577) | (53,583,224) |
| Total equity | | <u>(53,530,577)</u> | <u>(53,483,224)</u> |
| LIABILITIES | | | |
| Current liabilities | | | |
| Financial liabilities | | | |
| Trade payables | 11 | - | - |
| -total outstanding dues of micro and small enterprises | | - | - |
| -total outstanding dues other than micro and small enterprises | | 14,000 | 5,310 |
| Other current liabilities | 12 | 398,469,998 | 863,374,886 |
| Total liabilities | | <u>398,483,998</u> | <u>863,380,196</u> |
| Total Equity and Liabilities | | <u>344,953,421</u> | <u>809,896,972</u> |

Summary of significant accounting policies

3

The accompanying notes are an integral part of the financial statements.

As per our report of even date

For MNV & CO.
Firm Reg. No.: 02/6323
Chartered Accountants
Vikram Suri
Partner
Membership No.: 505887

For and on behalf of the Board of Directors of
KAMDHENU PROJECTS PRIVATE LIMITED

Nakhale
Jayant Vasant Nakhale
Director
DIN-08367820

NK
Naresh Kumar
Director
DIN-08402436

Place : New Delhi
Date : 13 May 2019

KAMDHENU PROJECTS PRIVATE LIMITED
STANDALONE STATEMENT OF PROFIT AND LOSS FOR THE YEAR ENDED 31 MARCH 2019
(Amount in rupees, unless otherwise stated)

| Particulars | Notes | 31 March 2019 | 31 March 2018 |
|--|-------|---------------|---------------|
| Other income | | | |
| Total Income | 13 | 84,670,356 | - |
| | | 84,670,356 | - |
| EXPENSES | | | |
| Other expenses | 14 | 84,717,355 | 11,455 |
| Finance costs | 15 | 354 | 250 |
| Total Expenses | | 84,717,709 | 11,705 |
| (Loss) before tax from continuing operations | | (47,353) | (11,705) |
| Tax expense: | | | |
| Current tax | | - | - |
| (Loss) for the year from continuing operations | | (47,353) | (11,705) |
| Other comprehensive income | | - | - |
| Total other comprehensive income for the year, net of tax | | - | - |
| Total comprehensive income/(loss) for the year, net of tax | | (47,353) | (11,705) |
| Earnings per equity share: | 16 | | |
| (1) Basic | | (4.74) | (1.17) |
| (2) Diluted | | (4.74) | (1.17) |

Summary of significant accounting policies 3

The accompanying notes are an integral part of the financial statements.

As per our report of even date

For MNV & CO.
Firm Reg. No. 023682N
Chartered Accountants

Vikrant Shri
Partner
Membership No.: 505887

For and on behalf of the Board of Directors of
KAMDHENU PROJECTS PRIVATE LIMITED


Jayant Vasant Nakhate
Director
DIN-08367820


Naresh Kumar
Director
DIN-08402436

Place : New Delhi
Date : 13 May 2019

KARTIKAY BUILDWELL PRIVATE LIMITED
BALANCE SHEET AS AT 31 MARCH 2019
(Amount in Rupees, unless otherwise stated)

| | Notes | As at 31 March 2019 | As at 31 March 2018 |
|--|-------|------------------------|------------------------|
| ASSETS | | | |
| Non-current assets | | | |
| Property, plant and equipment | 4 | - | - |
| Current assets | | | |
| Financial assets | 5 | 23,464 | 19,691 |
| Cash and cash equivalents | 6 | - | - |
| Other current assets | | - | - |
| Total assets | | 23,464 | 19,691 |
| EQUITY AND LIABILITIES | | | |
| Equity | | | |
| Equity share capital | 7 | 100,000 | 100,000 |
| Other equity | 8 | (28,770,314) | (28,734,376) |
| Retained Earnings | | (28,670,314) | (28,634,376) |
| Total equity | | (28,670,314) | (28,634,376) |
| LIABILITIES | | | |
| Current liabilities | | | |
| Financial liabilities | 9 | - | - |
| Trade payables | | 19,401 | 14,490 |
| -total outstanding dues of micro and small enterprises | | 28,664,397 | 28,593,491 |
| -total outstanding dues other than micro and small enterprises | 10 | 9,980 | 46,086 |
| Other current liabilities | 11 | 28,693,778 | 28,654,067 |
| Provisions | | - | - |
| Total liabilities | | 23,464 | 19,691 |
| Total equity and liabilities | | 23,464 | 19,691 |

Summary of significant accounting policies

The accompanying notes are an integral part of the financial statements.

As per our report of even date


For MNV & CO.

Firm Reg. No.: 023682N
Chartered Accountants


Vikrant Suri
Partner

Membership No.: 505887

For and on behalf of the Board of Directors of
KARTIKAY BUILDWELL PRIVATE LIMITED


Navneet Kaur
Director
DIN- 08324165


Naresh Kumar
Director
DIN- 08402436

Place : New Delhi
Date : 13 May 2019


KARTIKAY BUILDWELL PRIVATE LIMITED
STATEMENT OF PROFIT AND LOSS FOR THE YEAR ENDED 31 MARCH 2019
(Amount in Rupees, unless otherwise stated)

| Particulars | Notes | 31 March 2019 | 31 March 2018 |
|---|-------|-----------------|----------------|
| Other income | 12 | - | 190,000 |
| Total income | | - | 190,000 |
| EXPENSES | | | |
| Finance costs | 13 | 3,967 | 90 |
| Other expenses | 14 | 31,971 | 10,935 |
| Total Expenses | | 35,938 | 11,025 |
| Profit/(Loss) before tax | | (35,938) | 178,975 |
| Tax expense: | | | |
| Current tax | | - | 46,086 |
| Profit/(Loss) for the year from operations | | (35,938) | 132,889 |
| Other comprehensive income | | - | - |
| Total other comprehensive income for the year, net of tax | | - | - |
| Total comprehensive income/(loss) for the year, net of tax | | (35,938) | 132,889 |
| Earnings per equity share: | 15 | | |
| (1) Basic | | (3.59) | 13.29 |
| (2) Diluted | | (3.59) | 13.29 |

Summary of significant accounting policies 3

The accompanying notes are an integral part of the financial statements.

As per our report of even date

For MNV & CO.
Firm Reg. No.: 023682N
Chartered Accountants

Vikrant Suri
Partner
Membership No.: 505887

For and on behalf of the Board of Directors of
KARTIKAY BUILDWELL PRIVATE LIMITED


Navneet Kaur
Director
DIN- 08324165


Naresh Kumar
Director
DIN- 08402436

Place : New Delhi
Date : 13 May 2019

KAYAK PROPBUILD PRIVATE LIMITED
BALANCE SHEET AS AT 31 MARCH 2019
(Amount in rupees, unless otherwise stated)

| | Notes | As at 31 March 2019 | As at 31 March 2018 |
|--|-------|------------------------|------------------------|
| ASSETS | | | |
| Current assets | | | |
| Inventories | 4 | 3,752,674 | 7,251,809 |
| Financial assets | | | |
| Cash and cash equivalents | 5 | 20,140 | 18,540 |
| Total Assets | | 3,772,814 | 7,270,349 |
| EQUITY AND LIABILITIES | | | |
| Equity | | | |
| Equity share capital | 6 | 100,000 | 100,000 |
| Other equity | 7 | (270,724) | (262,151) |
| Total equity | | (170,724) | (162,151) |
| LIABILITIES | | | |
| Current liabilities | | | |
| Financial liabilities | | | |
| Trade payables | 8 | - | - |
| -total outstanding dues of micro and small enterprises | | 11,301 | 5,310 |
| -total outstanding dues other than micro and small enterprises | 9 | 3,932,237 | 7,427,190 |
| Other current liabilities | | 3,943,538 | 7,432,500 |
| Total liabilities | | 3,772,814 | 7,270,349 |
| Total Equity and Liabilities | | 3,772,814 | 7,270,349 |
| Summary of significant accounting policies | | | |
| | 3 | | |

The accompanying notes are an integral part of the financial statements.

As per our report of even date

For Rajeev & Ajay
Firm registration No : 009977N
Chartered Accountants

Ajay Sachdeva
Partner
Membership No. : 084302

Place : New Delhi
Date : 13 May 2019

For and on behalf of the Board of Directors of
KAYAK PROPBUILD PRIVATE LIMITED

Suman Jain
Director
DIN-08385675

Jairaj Vikas Verma
Director
DIN-07560019

KAYAK PROPBUILD PRIVATE LIMITED
STATEMENT OF PROFIT AND LOSS FOR THE YEAR ENDED 31 MARCH 2019
(Amount in rupees, unless otherwise stated)

| Particulars | Notes | 31 March 2019 | 31 March 2018 |
|--|-------|---------------|---------------|
| Revenue | | - | - |
| Total Income (I) | | - | - |
| EXPENSES | | | |
| Finance costs | 10 | 89 | 89 |
| Other expenses | 11 | 8,484 | 7,297 |
| Total Expenses (II) | | 8,573 | 7,386 |
| (Loss) before tax from continuing operations (I-II) | | (8,573) | (7,386) |
| Tax expense: | | | |
| Current tax | | - | - |
| (Loss) for the year from continuing operations | | (8,573) | (7,386) |
| Other comprehensive income | | - | - |
| Total other comprehensive income for the year, net of tax | | - | - |
| Total comprehensive (loss) for the year, net of tax | | (8,573) | (7,386) |
| Earnings per equity share: | 12 | | |
| (1) Basic | | (0.86) | (0.74) |
| (2) Diluted | | (0.86) | (0.74) |

Summary of significant accounting policies

3

The accompanying notes are an integral part of the financial statements.

As per our report of even date

For Rajeev & Ajay
Firm registration No : 009977N
Chartered Accountants

Ajay Sachdeva
Partner
Membership No. : 084302



For and on behalf of the Board of Directors of
KAYAK PROPBUILD PRIVATE LIMITED

Suman Jain
Director
DIN-08385675

Jai Raj Vikas Verma
Director
DIN-07560019

Place : New Delhi
Date : 13 May 2019

KEDGE PROPBUILD PRIVATE LIMITED
BALANCE SHEET AS AT 31 MARCH 2019
(Amount in rupees, unless otherwise stated)

ASSETS

| |
|---------------------------|
| Current assets |
| Inventories |
| Financial assets |
| Cash and cash equivalents |
| Total Assets |

EQUITY AND LIABILITIES

| |
|----------------------|
| Equity |
| Equity share capital |
| Other equity |
| Total equity |

LIABILITIES

| |
|--|
| Current liabilities |
| Financial liabilities |
| Trade payables |
| -total outstanding dues of micro and small enterprises |
| -total outstanding dues other than micro and small enterprises |
| Other current liabilities |
| Total liabilities |

Total Equity and Liabilities

Summary of significant accounting policies

The accompanying notes are an integral part of the financial statements.

As per our report of even date

For Rajeev & Ajay
Firm registration No : 009977N
Chartered Accountants

Ajay Sachdeva
Partner
Membership No. : 084302



Place : New Delhi
Date : 13 May 2019

| Notes | As at 31 March 2019 | As at 31 March 2018 |
|-------|------------------------|------------------------|
| 4 | 65,531,354 | 312,715,554 |
| 5 | 19,698 | 18,098 |
| | 65,551,052 | 312,733,652 |
| 6 | 100,000 | 100,000 |
| 7 | 393,982 | 403,386 |
| | 493,982 | 503,386 |
| 8 | - | - |
| | 11,302 | 5,310 |
| 9 | 65,045,768 | 312,224,956 |
| | 65,057,070 | 312,230,266 |
| | 65,551,052 | 312,733,652 |
| 3 | | |

For and on behalf of the Board of Directors of
KEDGE PROPBUILD PRIVATE LIMITED

Jayant Vasant Nakhale
Director
DIN-08367820

Jairaj Vikas Verma
Director
DIN-07560019

8

KEDGE PROPBUILD PRIVATE LIMITED
STATEMENT OF PROFIT AND LOSS FOR THE YEAR ENDED 31 MARCH 2019
(Amount in rupees, unless otherwise stated)

| Particulars | Notes | 31 March 2019 | 31 March 2018 |
|--|-------|---------------|---------------|
| Revenue | | - | - |
| Total Income (I) | | - | - |
| EXPENSES | | | |
| Finance costs | 10 | 89 | 89 |
| Other expenses | 11 | 9,315 | 8,544 |
| Total Expenses (II) | | 9,404 | 8,633 |
| (Loss) before tax from continuing operations (I-II) | | (9,404) | (8,633) |
| Tax expense | | | |
| Current tax | | - | - |
| (Loss) for the year from continuing operations | | (9,404) | (8,633) |
| Other comprehensive income | | - | - |
| Total other comprehensive income for the year, net of tax | | - | - |
| Total comprehensive (loss) for the year, net of tax | | (9,404) | (8,633) |
| Earnings per equity share: | 12 | | |
| (1) Basic | | (0.94) | (0.86) |
| (2) Diluted | | (0.94) | (0.86) |

Summary of significant accounting policies

3

The accompanying notes are an integral part of the financial statements.

As per our report of even date

For Rajeev & Ajay
Firm registration No : 009977N
Chartered Accountants

Ajay Sachdeva
Partner
Membership No. : 084302



For and on behalf of the Board of Directors of
KEDGE PROPBUILD PRIVATE LIMITED

Jayant Vasant Nakhale
Director
DIN-08367820

Jairaj Vikas Verma
Director
DIN-07560019

Place : New Delhi
Date : 13 May 2019

KESTREL PROPBUILD PRIVATE LIMITED
BALANCE SHEET AS AT 31 MARCH 2019
(Amount in rupees, unless otherwise stated)

ASSETS

Current assets

- Inventories
- Financial assets
 - Cash and cash equivalents
 - Other financial assets

Total Assets

EQUITY AND LIABILITIES

Equity

- Equity share capital
- Other equity
- Total equity**

LIABILITIES

Current liabilities

- Financial liabilities
 - Trade payables
 - total outstanding dues of micro and small enterprises
 - total outstanding dues other than micro and small enterprises
- Other current liabilities
- Total liabilities**

Total Equity and Liabilities

Summary of significant accounting policies

The accompanying notes are an integral part of the financial statements.

As per our report of even date

For Rajeev & Ajay

Firm registration No : 009977/N
Chartered Accountants

Ajay Sachdeva

Partner

Membership No. : 084302

Place : New Delhi

Date : 13 May 2019



| Notes | As at 31 March 2019 | As at 31 March 2018 |
|-------|------------------------|------------------------|
| 4 | 10,163,672 | 12,948,606 |
| 5 | 24,810 | 17,712 |
| 6 | 2,276,873 | 2,528,871 |
| | 12,465,355 | 15,495,189 |
| 7 | 100,000 | 100,000 |
| 8 | (226,550) | (216,818) |
| | (126,550) | (116,818) |
| 9 | - | - |
| | 11,301 | 5,311 |
| 10 | 12,580,604 | 15,606,696 |
| | 12,591,905 | 15,612,007 |
| | 12,465,355 | 15,495,189 |

3

For and on behalf of the Board of Directors of
KESTREL PROPBUILD PRIVATE LIMITED

Mayank Sharma

Mayank Sharma
Director
DIN-08129100

Shaji Kumar Sasidharan

Shaji Kumar Sasidharan
Director
DIN-07119343

KESTREL PROPBUILD PRIVATE LIMITED
STATEMENT OF PROFIT AND LOSS FOR THE YEAR ENDED 31 MARCH 2019
(Amount in rupees, unless otherwise stated)

| Particulars | Notes | 31 March 2019 | 31 March 2018 |
|--|-------|---------------|---------------|
| Revenue | | - | - |
| Total Income (I) | | - | - |
| EXPENSES | | | |
| Finance costs | 11 | - | 89 |
| Other expenses | 12 | 9,732 | 8,544 |
| Total Expenses (II) | | 9,732 | 8,633 |
| (Loss) before tax from continuing operations (I-II) | | (9,732) | (8,633) |
| Tax expense: | | | |
| Current tax | | - | - |
| (Loss) for the year from continuing operations | | (9,732) | (8,633) |
| Other comprehensive income | | - | - |
| Total other comprehensive income for the year, net of tax | | - | - |
| Total comprehensive (loss) for the year, net of tax | | (9,732) | (8,633) |
| Earnings per equity share: | 13 | | |
| (1) Basic | | (0.97) | (0.86) |
| (2) Diluted | | (0.97) | (0.86) |

Summary of significant accounting policies

3

The accompanying notes are an integral part of the financial statements.

As per our report of even date

For Rajeev & Ajay
Firm registration No : 009977N
Chartered Accountants

Ajay Sachdeva
Partner
Membership No. : 084302



For and on behalf of the Board of Directors of
KESTREL PROPBUILD PRIVATE LIMITED

Mayank Sharma
Director
DIN-08129100

Shaji Kumar Sasidharan
Director
DIN-07119343

Place : New Delhi
Date : 13 May 2019

KISMET PROPBUILD PRIVATE LIMITED
BALANCE SHEET AS AT 31 MARCH 2019
(Amount in rupees, unless otherwise stated)

ASSETS

Current assets

| |
|---------------------------|
| Inventories |
| Financial assets |
| Cash and cash equivalents |
| Other current assets |
| Total Assets |

| Notes | As at 31 March 2019 | As at 31 March 2018 |
|-------|------------------------|------------------------|
| 4 | 169,011,829 | 169,011,829 |
| 5 | 20,468 | 18,556 |
| 6 | 216,794,803 | 216,794,803 |
| | 385,827,100 | 385,825,188 |

EQUITY AND LIABILITIES

Equity

| |
|----------------------|
| Equity share capital |
| Other equity |
| Total equity |

| | | |
|---|------------------|------------------|
| 7 | 100,000 | 100,000 |
| 8 | (474,508) | (465,623) |
| | (374,508) | (365,623) |

LIABILITIES

Current liabilities

| |
|--|
| Financial liabilities |
| Trade payables |
| -total outstanding dues of micro and small enterprises |
| -total outstanding dues other than micro and small enterprises |
| Other current liabilities |
| Total liabilities |

| | | |
|----|--------------------|--------------------|
| 9 | - | - |
| | 11,302 | 5,311 |
| 10 | 386,190,306 | 386,185,500 |
| | 386,201,608 | 386,190,811 |

Total Equity and Liabilities

| | | |
|--|--------------------|--------------------|
| | 385,827,100 | 385,825,188 |
|--|--------------------|--------------------|

Summary of significant accounting policies

3

The accompanying notes are an integral part of the financial statements.

As per our report of even date

For Rajeev & Ajay

Firm registration No : 009977N
Chartered Accountants

Ajay Sachdeva
Partner

Membership No. : 084302



For and on behalf of the Board of Directors of
KISMET PROPBUILD PRIVATE LIMITED

Ajay Kumar
Director
DIN- 08028800

Navjot Singh Wasir
Director
DIN-08398514

Place : New Delhi
Date : 13 May 2019

KISMET PROPBUILD PRIVATE LIMITED
STATEMENT OF PROFIT AND LOSS FOR THE YEAR ENDED 31 MARCH 2019
(Amount in rupees, unless otherwise stated)

| Particulars | Notes | 31 March 2019 | 31 March 2018 |
|--|-------|----------------|----------------|
| Other income | 11 | - | 5,618 |
| Total Income (I) | | - | 5,618 |
| EXPENSES | | | |
| Finance costs | 12 | 89 | 89 |
| Other expenses | 13 | 8,796 | 10,416 |
| Total Expenses (II) | | 8,885 | 10,505 |
| (Loss) before tax from continuing operations (I-II) | | (8,885) | (4,887) |
| Tax expense: | | | |
| Current tax | | - | - |
| (Loss) for the year from continuing operations | | (8,885) | (4,887) |
| Other comprehensive income | | - | - |
| Total other comprehensive income for the year, net of tax | | - | - |
| Total comprehensive (loss) for the year, net of tax | | (8,885) | (4,887) |
| Earnings per equity share: | 14 | | |
| (1) Basic | | (0.89) | (0.49) |
| (2) Diluted | | (0.89) | (0.49) |

Summary of significant accounting policies 3

The accompanying notes are an integral part of the financial statements.

As per our report of even date

For Rajeev & Ajay

Firm registration No : 009977N
Chartered Accountants

Ajay Sachdeva
Partner
Membership No. : 084302



For and on behalf of the Board of Directors of
KISMET PROPBUILD PRIVATE LIMITED

Ajay Kumar
Director
DIN- 08028800

Navjot Singh Wasir
Director
DIN-08398514

Place : New Delhi
Date : 13 May 2019

KNOLL PROPBUILD PRIVATE LIMITED
BALANCE SHEET AS AT 31 MARCH 2019
(Amount in rupees, unless otherwise stated)

| | Notes | As at 31 March 2019 | As at 31 March 2018 |
|---|-------|------------------------|------------------------|
| ASSETS | | | |
| Current assets | | | |
| Inventories | 4 | 74,984,505 | 74,984,505 |
| Financial assets | | | |
| Cash and cash equivalents | 5 | 20,441 | 18,529 |
| Total Assets | | 75,004,946 | 75,003,034 |
| EQUITY AND LIABILITIES | | | |
| Equity | | | |
| Equity share capital | 6 | 100,000 | 100,000 |
| Other equity | 7 | (139,767) | (127,142) |
| Total equity | | (39,767) | (27,142) |
| LIABILITIES | | | |
| Current liabilities | | | |
| Financial liabilities | | | |
| Trade payables | 8 | - | - |
| - total outstanding dues of micro and small enterprises | | 11,302 | 5,311 |
| - total outstanding dues other than micro and small enterprises | 9 | 75,033,411 | 75,024,865 |
| Other current liabilities | | | |
| Total liabilities | | 75,044,713 | 75,030,176 |
| Total Equity and Liabilities | | 75,004,946 | 75,003,034 |

Summary of significant accounting policies

3

The accompanying notes are an integral part of the financial statements.

As per our report of even date

For Rajeev & Ajay
Firm registration No : 009977N
Chartered Accountants

Ajay Sachdeva
Partner
Membership No : 084302



For and on behalf of the Board of Directors of
KNOLL PROPBUILD PRIVATE LIMITED

Manish Kumar
Director
DIN-08376570

P. K. Saini
Pravesh Kumar
Director
DIN-08376738

Place : New Delhi
Date : 13 May 2019

KNOLL PROPBUILD PRIVATE LIMITED
STATEMENT OF PROFIT AND LOSS FOR THE YEAR ENDED 31 MARCH 2019
(Amount in rupees, unless otherwise stated)

| Particulars | Notes | 31 March 2019 | 31 March 2018 |
|---|-------|---------------|---------------|
| Revenue | | - | - |
| Total Income (I) | | - | - |
| EXPENSES | | | |
| Finance costs | 10 | 89 | 89 |
| Other expenses | 11 | 12,536 | 8,753 |
| Total Expenses (II) | | 12,625 | 8,842 |
| (Loss) before tax from continuing operations (I-II) | | (12,625) | (8,842) |
| Tax expense: | | | |
| Current tax | | - | - |
| (Loss) for the year from continuing operations | | (12,625) | (8,842) |
| Other comprehensive income | | - | - |
| Total other comprehensive income for the year, net of tax | | - | - |
| Total comprehensive (loss) for the year, net of tax | | (12,625) | (8,842) |
| Earnings per equity share: | 12 | | |
| (1) Basic | | (1.26) | (0.88) |
| (2) Diluted | | (1.26) | (0.88) |

Summary of significant accounting policies 3

The accompanying notes are an integral part of the financial statements.

As per our report of even date

For Rajeev & Ajay
Firm registration No : 009977N
Chartered Accountants

Ajay Sachdeva
Partner
Membership No. : 084302



For and on behalf of the Board of Directors of
KNOLL PROPBUILD PRIVATE LIMITED


Mahesh Kumar
Director
DIN-08376570


Pravesh Kumar
Director
DIN-08376738

Place : New Delhi
Date : 13 May 2019

KUDOS PROPBUILD PRIVATE LIMITED
BALANCE SHEET AS AT 31 MARCH 2019
(Amount in Rupees, unless otherwise stated)

ASSETS

Current assets

Financial assets

Cash and cash equivalents

Total Assets

| Notes | As at 31 March 2019 | As at 31 March 2018 |
|-------|------------------------|------------------------|
| 4 | 24,993 | 28,993 |
| | 24,993 | 28,993 |

EQUITY AND LIABILITIES

Equity

Equity share capital

Other equity

Total equity

| | | |
|---|-----------------|-----------------|
| 5 | 100,000 | 100,000 |
| 6 | (186,696) | (178,525) |
| | (86,696) | (78,525) |

LIABILITIES

Current liabilities

Financial liabilities

Trade payables

-total outstanding dues of micro and small enterprises

-total outstanding dues other than micro and small enterprises

Other current liabilities

Total liabilities

| | | |
|---|----------------|----------------|
| 7 | - | - |
| 8 | 11,300 | 5,310 |
| | 100,389 | 102,208 |
| | 111,689 | 107,518 |

Total Equity and Liabilities

| | |
|---------------|---------------|
| 24,993 | 28,993 |
|---------------|---------------|

Summary of significant accounting policies

3

The accompanying notes are an integral part of the financial statements.

As per our report of even date

For Rajeev & Ajay
Firm registration No : 009977N
Chartered Accountants

Ajay Sachdeva
Partner
Membership No. : 084302



For and on behalf of the Board of Directors of
KUDOS PROPBUILD PRIVATE LIMITED

Seema Shekher
Director
DIN-08376730

Ravi Bansal
Director
DIN-06719785

Place : New Delhi
Date : 13 May 2019

KUDOS PROPBUILD PRIVATE LIMITED
STATEMENT OF PROFIT AND LOSS FOR THE YEAR ENDED 31 MARCH 2019
(Amount in Rupees, unless otherwise stated)

| Particulars | Notes | 31 March 2019 | 31 March 2018 |
|--|-------|---------------|---------------|
| Revenue | | - | - |
| Total Income (I) | | - | - |
| EXPENSES | | | |
| Finance costs | 9 | - | 118 |
| Other expenses | 10 | 8,171 | 26,239 |
| Total Expenses (II) | | 8,171 | 26,357 |
| Profit/(Loss) before tax from continuing operations (I-II) | | (8,171) | (26,357) |
| Tax expense: | | | |
| Current Tax | | - | - |
| Profit/(Loss) for the year from continuing operations | | (8,171) | (26,357) |
| Other Comprehensive Income | | - | - |
| Total other comprehensive income for the year, net of tax | | - | - |
| Total comprehensive income/(loss) for the year, net of tax | | (8,171) | (26,357) |
| Earnings per equity share (computed on the basis of profit/(loss) for the year): | 11 | | |
| (1) Basic | | (0.82) | (2.64) |
| (2) Diluted | | (0.82) | (2.64) |

Summary of significant accounting policies 3

The accompanying notes are an integral part of the financial statements.

As per our report of even date

For Rajeev & Ajay
Firm registration No : 009977N
Chartered Accountants

Ajay Sachdeva
Partner
Membership No. : 084302



For and on behalf of the Board of Directors of
KUDOS PROPBUILD PRIVATE LIMITED

Seema Shekher
Director
DIN-08376730

Ravi Bansal
Director
DIN-06719785

Place : New Delhi
Date : 13 May 2019

LADLE PROPBUILD PRIVATE LIMITED
BALANCE SHEET AS AT 31 MARCH 2019
(Amount in rupees, unless otherwise stated)

| | Notes | As at 31 March 2019 | As at 31 March 2018 |
|--|-------|------------------------|------------------------|
| ASSETS | | | |
| Current assets | | | |
| Inventories | 4 | 121,933,154 | 126,713,179 |
| Financial assets | | | |
| Cash and cash equivalents | 5 | 24,969 | 18,492 |
| Other financial assets | 6 | 5,790,134 | 16,823,222 |
| Other current assets | 7 | 777,509 | - |
| Total Assets | | 128,525,766 | 143,554,893 |
| EQUITY AND LIABILITIES | | | |
| Equity | | | |
| Equity share capital | 8 | 100,000 | 100,000 |
| Other equity | 9 | (1,224,007) | (1,216,089) |
| Total equity | | (1,124,007) | (1,116,089) |
| LIABILITIES | | | |
| Current liabilities | | | |
| Financial liabilities | | | |
| Trade payables | 10 | - | - |
| -total outstanding dues of micro and small enterprises | | 11,299 | 5,309 |
| -total outstanding dues other than micro and small enterprises | | 129,638,474 | 144,663,488 |
| Other current liabilities | 11 | - | 2,185 |
| Provisions | 12 | 129,649,773 | 144,670,982 |
| Total liabilities | | 128,525,766 | 143,554,893 |
| Total Equity and Liabilities | | 128,525,766 | 143,554,893 |

Summary of significant accounting policies

3

The accompanying notes are an integral part of the financial statements.

As per our report of even date

For Rajeev & Ajay

Firm registration No. 0099778N
Chartered Accountants

Ajay Sachdeva
Partner

Membership No. : 084302



For and on behalf of the Board of Directors of
LADLE PROPBUILD PRIVATE LIMITED

Manish Kumar
Director
DIN-08376570

P. K. Saini
Pravesh Kumar
Director
DIN-08376738

Place : New Delhi
Date : 13 May 2019

LADLE PROPBUILD PRIVATE LIMITED
STATEMENT OF PROFIT AND LOSS FOR THE YEAR ENDED 31 MARCH 2019
(Amount in rupees, unless otherwise stated)

| Particulars | Notes | 31 March 2019 | 31 March 2018 |
|--|-------|------------------|--------------------|
| Other income | 13 | 7,796,937 | - |
| Total Income (I) | | 7,796,937 | - |
| EXPENSES | | | |
| Finance costs | 14 | 59 | 6,708 |
| Other expenses | 15 | 7,804,796 | 1,011,096 |
| Total Expenses (II) | | 7,804,855 | 1,017,804 |
| (Loss) before tax from continuing operations (I-II) | | (7,918) | (1,017,804) |
| Tax expense: | | | |
| Current tax | | (7,918) | (1,017,804) |
| (Loss) for the year from continuing operations | | | |
| Other comprehensive income | | - | - |
| Total other comprehensive income for the year, net of tax | | | |
| Total comprehensive (loss) for the year, net of tax | | (7,918) | (1,017,804) |
| Earnings per equity share: | 16 | | |
| (1) Basic | | (0.79) | (101.78) |
| (2) Diluted | | (0.79) | (101.78) |

Summary of significant accounting policies

The accompanying notes are an integral part of the financial statements.

As per our report of even date

For Rajeev & Ajay
Firm registration No : 009977N
Chartered Accountants

Ajay Sachdeva
Partner
Membership No. : 084302



For and on behalf of the Board of Directors of
LADLE PROPBUILD PRIVATE LIMITED

Manish Kumar
Director
DIN-08376570

P.K. Saini
Pravesh Kumar
Director
DIN-08376738

Place : New Delhi
Date : 13 May 2019

LAVISH PROPBUILD PRIVATE LIMITED
BALANCE SHEET AS AT 31 MARCH 2019
(Amount in rupees, unless otherwise stated)

ASSETS

Current assets

Financial assets
Cash and cash equivalents
Other current assets
Total Assets

| Notes | As at 31 March 2019 | As at 31 March 2018 |
|-------|------------------------|------------------------|
| 4 | 20,000 | 17,940 |
| 5 | 80,000,000 | 100,000,000 |
| | 80,020,000 | 100,017,940 |

EQUITY AND LIABILITIES

Equity

Equity share capital
Other equity
Total equity

| | | |
|---|--------------------|--------------------|
| 6 | 100,000 | 100,000 |
| 7 | (3,539,757) | (3,530,645) |
| | (3,439,757) | (3,430,645) |

LIABILITIES

Current liabilities

Financial liabilities
Trade payables
-total outstanding dues of micro and small enterprises
-total outstanding dues other than micro and small enterprises
Other current liabilities
Total liabilities

| | | |
|---|-------------------|--------------------|
| 8 | 11,301 | 5,311 |
| 9 | 83,448,456 | 103,443,274 |
| | 83,459,757 | 103,448,585 |
| | 80,020,000 | 100,017,940 |

Total Equity and Liabilities

Summary of significant accounting policies

3

The accompanying notes are an integral part of the financial statements.

As per our report of even date

For Rajeev & Ajay

Firm registration No : 009977N
Chartered Accountants

Ajay Sachdeva

Ajay Sachdeva
Partner

Membership No. : 084302



For and on behalf of the Board of Directors of
LAVISH PROPBUILD PRIVATE LIMITED

Shah Maqbool Alam
Shah Maqbool Alam
Director
DIN-06694170

Ajay Kumar
Ajay Kumar
Director
DIN-08028800

Place : New Delhi
Date : 13 May 2019

LAVISH PROPBUILD PRIVATE LIMITED
STATEMENT OF PROFIT AND LOSS FOR THE YEAR ENDED 31 MARCH 2019
(Amount in rupees, unless otherwise stated)

| Particulars | Notes | 31 March 2019 | 31 March 2018 |
|--|-------|----------------|----------------|
| Revenue | | - | - |
| Total Income (I) | | - | - |
| EXPENSES | | | |
| Finance costs | 10 | 940 | 89 |
| Other expenses | 11 | 8,172 | 9,168 |
| Total Expenses (II) | | 9,112 | 9,257 |
| (Loss) before tax from continuing operations (I-II) | | (9,112) | (9,257) |
| Tax expense: | | | |
| Current tax | | - | - |
| (Loss) for the year from continuing operations | | (9,112) | (9,257) |
| Other comprehensive income | | - | - |
| Total other comprehensive income for the year, net of tax | | - | - |
| Total comprehensive (loss) for the year, net of tax | | (9,112) | (9,257) |
| Earnings per equity share: | 12 | | |
| (1) Basic | | (0.91) | (0.93) |
| (2) Diluted | | (0.91) | (0.93) |

Summary of significant accounting policies

3

The accompanying notes are an integral part of the financial statements.

As per our report of even date

For Rajeev & Ajay
Firm registration No : 009977N
Chartered Accountants

Ajay Sachdeva
Ajay Sachdeva
Partner
Membership No. : 084302



For and on behalf of the Board of Directors of
LAVISH PROPBUILD PRIVATE LIMITED

Shah Maqbool Alam
Shah Maqbool Alam
Director
DIN-06694170

Ajay Kumar
Ajay Kumar
Director
DIN-08028800

Place : New Delhi
Date : 13 May 2019

LEGEND BUILDCON PRIVATE LIMITED
BALANCE SHEET AS AT 31 MARCH 2019
(Amount in Rupees, unless otherwise stated)

| | Notes | As at 31 March 2019 | As at 31 March 2018 |
|--|-------|------------------------|------------------------|
| ASSETS | | | |
| Non-current assets | | | |
| Financial assets | | | |
| Investments | 4 | 95,303,898 | 95,303,898 |
| | | <u>95,303,898</u> | <u>95,303,898</u> |
| Current assets | | | |
| Inventories | 5 | 146,179,997 | 371,262,069 |
| Financial assets | | | |
| Cash and cash equivalents | 6 | 24,179 | 3,604 |
| Other financial assets | 7 | 13,813,411 | 37,729,846 |
| Other current assets | 8 | 57,202 | 22,970 |
| Total Assets | | <u>255,378,687</u> | <u>504,322,387</u> |
| EQUITY AND LIABILITIES | | | |
| Equity | | | |
| Equity share capital | 9 | 100,000 | 100,000 |
| Other equity | 10 | (9,794,067) | (7,774,408) |
| Total equity | | <u>(9,694,067)</u> | <u>(7,674,408)</u> |
| LIABILITIES | | | |
| Current liabilities | | | |
| Financial liabilities | | | |
| Trade payables | 11 | - | - |
| -total outstanding dues of micro and small enterprises | | 481,295 | 12,434,028 |
| -total outstanding dues other than micro and small enterprises | | 264,591,459 | 499,562,767 |
| Other current liabilities | 12 | 265,072,754 | 511,996,795 |
| Total liabilities | | <u>255,378,687</u> | <u>504,322,387</u> |
| Total Equity and Liabilities | | <u>255,378,687</u> | <u>504,322,387</u> |

Summary of significant accounting policies

3

The accompanying notes are an integral part of the financial statements.

As per our report of even date

For Rajeev & Ajay
Firm registration No : 009977N
Chartered Accountants

Ajay Sachdeva
Partner
Membership No. : 084302



For and on behalf of the Board of Directors of
LEGEND BUILDCON PRIVATE LIMITED

Manish Kumar
Director
DIN-08376570

Mukesh Kumar Gupta
Director
DIN-02354428

Place : New Delhi
Date : 13 May 2019

LEGEND BUILDCON PRIVATE LIMITED
STATEMENT OF PROFIT AND LOSS FOR THE YEAR ENDED 31 MARCH 2019
(Amount in Rupees, unless otherwise stated)


| Particulars | Notes | 31 March 2019 | 31 March 2018 |
|--|-------|--------------------|--------------------|
| Revenue | 13 | - | 6,581 |
| Other income | 14 | 342,321 | 44,960 |
| Total Income (I) | | 342,321 | 51,541 |
| EXPENSES | | | |
| Finance costs | 15 | 480 | 172 |
| Other expenses | 16 | 2,361,501 | 2,822,709 |
| Total Expenses (II) | | 2,361,980 | 2,822,881 |
| Profit/(Loss) before tax from continuing operations (I-II) | | (2,019,659) | (2,771,340) |
| Tax expense: | | | |
| Current Tax | | - | - |
| Profit/(Loss) for the year from continuing operations | | (2,019,659) | (2,771,340) |
| Other Comprehensive Income | | - | - |
| Total other comprehensive income for the year, net of tax | | - | - |
| Total comprehensive income/(loss) for the year, net of tax | | (2,019,659) | (2,771,340) |
| Earnings per equity share (computed on the basis of profit/(loss) for the year): | 17 | | |
| (1) Basic | | (201.97) | (277.13) |
| (2) Diluted | | (201.97) | (277.13) |
| Summary of significant accounting policies | 3 | | |

The accompanying notes are an integral part of the financial statements.

As per our report of even date

For Rajeev & Ajay
Firm registration No : 009977N
Chartered Accountants

Ajay Sachdeva
Partner
Membership No. : 084302



For and on behalf of the Board of Directors of
LEGEND BUILDCON PRIVATE LIMITED

Manish Kumar
Director
DIN-08376570

Mukesh Kumar Gupta
Director
DIN-02354428

Place : New Delhi
Date : 13 May 2019

LEGEND BUILDWELL PRIVATE LIMITED
BALANCE SHEET AS AT 31 MARCH 2019
(Amount in rupees, unless otherwise stated)

| | Notes | As at 31 March 2019 | As at 31 March 2018 |
|--|-------|------------------------|------------------------|
| ASSETS | | | |
| Current assets | | | |
| Inventories | 4 | 19,626,380 | 19,626,380 |
| Financial assets | | | |
| Cash and cash equivalents | 5 | 20,278 | 18,366 |
| Total Assets | | 19,646,658 | 19,644,746 |
| EQUITY AND LIABILITIES | | | |
| Equity | | | |
| Equity share capital | 6 | 100,000 | 100,000 |
| Other equity | 7 | (429,566) | (422,240) |
| Total equity | | (329,566) | (322,240) |
| LIABILITIES | | | |
| Current liabilities | | | |
| Financial liabilities | | | |
| Trade payables | 8 | - | - |
| -total outstanding dues of micro and small enterprises | | 11,302 | 5,311 |
| -total outstanding dues other than micro and small enterprises | | | |
| Other current liabilities | 9 | 19,964,922 | 19,961,675 |
| Total liabilities | | 19,976,224 | 19,966,986 |
| Total Equity and Liabilities | | 19,646,658 | 19,644,746 |

Summary of significant accounting policies

3

The accompanying notes are an integral part of the financial statements.

As per our report of even date

For Rajeev & Ajay
Firm registration No : 009977N
Chartered Accountants

Ajay Sachdeva
Partner
Membership No. : 084302



For and on behalf of the Board of Directors of
LEGEND BUILDWELL PRIVATE LIMITED

Manish Kumar
Director
DIN-08376570

P. K. Sami
Pravesh Kumar
Director
DIN-08376738

Place : New Delhi
Date : 13 May 2019

LEGEND BUILDWELL PRIVATE LIMITED
STATEMENT OF PROFIT AND LOSS FOR THE YEAR ENDED 31 MARCH 2019
(Amount in rupees, unless otherwise stated)

| Particulars | Notes | 31 March 2019 | 31 March 2018 |
|--|-------|----------------|----------------|
| Other income | 10 | - | 5,618 |
| Total Income (I) | | - | 5,618 |
| EXPENSES | | | |
| Finance costs | 11 | 89 | 89 |
| Other expenses | 12 | 7,237 | 8,753 |
| Total Expenses (II) | | 7,326 | 8,842 |
| (Loss) before tax from continuing operations (I-II) | | (7,326) | (3,224) |
| Tax expense: | | | |
| Current tax | | - | - |
| (Loss) for the year from continuing operations | | (7,326) | (3,224) |
| Other comprehensive income | | - | - |
| Total other comprehensive income for the year, net of tax | | - | - |
| Total comprehensive (loss) for the year, net of tax | | (7,326) | (3,224) |
| Earnings per equity share: | 13 | | |
| (1) Basic | | (0.73) | (0.32) |
| (2) Diluted | | (0.73) | (0.32) |

Summary of significant accounting policies

3

The accompanying notes are an integral part of the financial statements.

As per our report of even date

For Rajeev & Ajay

Firm registration No : 009977N
Chartered Accountants

Ajay Sachdeva
Partner
Membership No. : 084302



For and on behalf of the Board of Directors of
LEGEND BUILDWELL PRIVATE LIMITED

Manish Kumar
Director
DIN-08376570

P.K. Saini
Pravesh Kumar
Director
DIN-08376738

Place : New Delhi
Date : 13 May 2019

LOGICAL DEVELOPERS PRIVATE LIMITED
STANDALONE BALANCE SHEET AS AT 31 MARCH 2019
(Amount in rupees, unless otherwise stated)

| | Notes | As at 31 March 2019 | As at 31 March 2018 |
|--|-------|------------------------|------------------------|
| ASSETS | | | |
| Non-current assets | | | |
| Financial assets | | | |
| Investments | 4 | 209,404,229 | 209,404,229 |
| | | <u>209,404,229</u> | <u>209,404,229</u> |
| Current assets | | | |
| Inventories | 5 | 836,662,524 | 2,550,563,449 |
| Financial assets | 6 | 11,800,681 | 183,661 |
| Cash and cash equivalents | 7 | 87,070,614 | 171,069,596 |
| Other financial assets | 8 | 460,862,436 | 464,736,693 |
| Other current assets | | | |
| Total assets | | <u>1,605,800,484</u> | <u>3,395,957,628</u> |
| EQUITY AND LIABILITIES | | | |
| Equity | | | |
| Equity share capital | 9 | 60,200,000 | 60,200,000 |
| Other equity | 10 | (61,116,737) | (60,285,276) |
| Total equity | | <u>(916,737)</u> | <u>(85,276)</u> |
| LIABILITIES | | | |
| Current liabilities | | | |
| Financial liabilities | | | |
| Trade payables | 11 | - | - |
| -total outstanding dues of micro and small enterprises | | 67,100 | 25,444,227 |
| -total outstanding dues other than micro and small enterprises | 12 | 1,606,650,121 | 3,370,390,470 |
| Other current liabilities | 13 | - | 8,207 |
| Provisions | | | |
| Total liabilities | | <u>1,606,717,221</u> | <u>3,396,042,904</u> |
| Total Equity and Liabilities | | <u>1,605,800,484</u> | <u>3,395,957,628</u> |

Summary of significant accounting policies

The accompanying notes are an integral part of the financial statements.

As per our report of even date

For MNV & CO.
Firm registration No.: 023682N
Chartered Accountants

Vikram Suri
Partner

Membership No.: 5058871



Place : New Delhi
Date : 13 May 2019

For and on behalf of the Board of Directors of
LOGICAL DEVELOPERS PRIVATE LIMITED

Vivek Singh
Director
DIN-03466774

Robit Mehta
Director
DIN-06961182

Jairaj Verma
Company Secretary

LOGICAL DEVELOPERS PRIVATE LIMITED
STANDALONE STATEMENT OF PROFIT AND LOSS FOR THE YEAR ENDED 31 MARCH 2019
(Amount in rupees, unless otherwise stated)

| Particulars | Notes | 31 March 2019 | 31 March 2018 |
|---|-------|---------------|---------------|
| Other income | 14 | 15,339,503 | 8,868 |
| Total Income | | 15,339,503 | 8,868 |
| EXPENSES | | | |
| Finance costs | 15 | 1,481 | 193,403 |
| Other expenses | 16 | 16,169,483 | 373,535 |
| Total Expenses | | 16,170,964 | 566,938 |
| (Loss) before tax from continuing operations | | (831,461) | (558,070) |
| Tax expense: | | | |
| Current tax (short provision of previous years) | | - | 764,946 |
| (Loss) for the year from continuing operations | | (831,461) | (1,323,016) |
| Other comprehensive income | | - | - |
| Total other comprehensive income for the year, net of tax | | - | - |
| Total comprehensive (loss) for the year, net of tax | | (831,461) | (1,323,016) |
| Earnings per equity share: | 17 | | |
| (1) Basic | | (0.14) | (0.22) |
| (2) Diluted | | (0.14) | (0.22) |

Summary of significant accounting policies

3

The accompanying notes are an integral part of the financial statements.

As per our report of even date

For MNV & CO.
Firm registration No.: 023682N
Chartered Accountants

Vikrant Singh
Partner
Membership No.: 505887



Place : New Delhi
Date : 13 May 2019

For and on behalf of the Board of Directors of
LOGICAL DEVELOPERS PRIVATE LIMITED

Vivek Singh
Director
DIN-03466774

Rohit Mehta
Director
DIN-06961182

Jalraj Verma
Company Secretary

LOGICAL ESTATES PRIVATE LIMITED
STANDALONE BALANCE SHEET AS AT 31 MARCH 2019
(Amount in rupees, unless otherwise stated)

ASSETS

Non-current assets

Financial assets
Investments

Current assets

Inventories
Financial assets
Cash and cash equivalents
Other financial assets
Other current assets

Total Assets

EQUITY AND LIABILITIES

Equity

Equity share capital
Other equity
Total equity

LIABILITIES

Current liabilities

Financial liabilities
Trade payables
-total outstanding dues of micro and small enterprises
-total outstanding dues other than micro and small enterprises
Other current liabilities
Total liabilities

Total Equity and Liabilities

Summary of significant accounting policies

The accompanying notes are an integral part of the financial statements.

As per our report of even date

For MNV & CO.
Firm registration No. 023682N
Chartered Accountants

Vikrant Suri
Partner
Membership No. 505887

Place : New Delhi
Date : 13 May 2019

| Notes | As at 31 March 2019 | As at 31 March 2018 |
|-------|------------------------|------------------------|
| | | |
| 4 | 200,000 | 200,000 |
| | 200,000 | 200,000 |
| 5 | 507,083,025 | 819,288,371 |
| 6 | 22,187 | 33,151 |
| 7 | 8,882,225 | 9,731,024 |
| 8 | - | 1,434,005 |
| | 516,187,437 | 830,686,551 |
| | | |
| 9 | 100,000 | 100,000 |
| 10 | (9,015,185) | (8,810,885) |
| | (8,915,185) | (8,710,885) |
| | | |
| 11 | - | - |
| | 14,000 | 21,436,209 |
| 12 | 525,088,622 | 817,961,227 |
| | 525,102,622 | 839,397,436 |
| | | |
| | 516,187,437 | 830,686,551 |

3

For and on behalf of the Board of Directors of
LOGICAL ESTATES PRIVATE LIMITED

Jitesh Sharma
Director
DIN-08428478

Shishir Lal
Director
DIN- 02210170

LOGICAL ESTATES PRIVATE LIMITED
STANDALONE STATEMENT OF PROFIT AND LOSS FOR THE YEAR ENDED 31 MARCH 2019
(Amount in rupees, unless otherwise stated)

| Particulars | Notes | 31 March 2019 | 31 March 2018 |
|--|-------|---------------|---------------|
| Revenue | | - | - |
| Total Income | | - | - |
| EXPENSES | | | |
| Finance costs | 13 | 362 | 218 |
| Other expenses | 14 | 203,938 | 440,999 |
| Total Expenses | | 204,300 | 441,217 |
| (Loss) before tax from continuing operations | | (204,300) | (441,217) |
| Tax expense: | | | |
| Current tax | | - | - |
| (Loss) for the year from continuing operations | | (204,300) | (441,217) |
| Other comprehensive income | | - | - |
| Total other comprehensive income for the year, net of tax | | - | - |
| Total comprehensive (loss) for the year, net of tax | | (204,300) | (441,217) |
| Earnings per equity share: | 15 | | |
| (1) Basic | | (20.43) | (44.12) |
| (2) Diluted | | (20.43) | (44.12) |

Summary of significant accounting policies

3

The accompanying notes are an integral part of the financial statements.

As per our report of even date

For MNV & CO
Firm registration No.: 823682N
Chartered Accountants

Vibrant Suri
Partner
Membership No.: 505887

Place : New Delhi
Date : 13 May 2019

For and on behalf of the Board of Directors of
LOGICAL ESTATES PRIVATE LIMITED

Jitesh Sharma
Director
DIN-08428478

Shishir Lal
Director
DIN- 02210170

LOTUS TECHNOBUILD PRIVATE LIMITED
BALANCE SHEET AS AT 31 MARCH 2019
(Amount in rupees, unless otherwise stated)

ASSETS

Current assets

Financial assets
Cash and cash equivalents

Total Assets

EQUITY AND LIABILITIES

Equity

Equity share capital
Other equity
Total equity

LIABILITIES

Current liabilities

Financial liabilities
Trade payables
-total outstanding dues of micro and small enterprises
-total outstanding dues other than micro and small enterprises
Other current liabilities
Provisions
Total liabilities

Total Equity and Liabilities

Summary of significant accounting policies

The accompanying notes are an integral part of the financial statements.

As per our report of even date

For Rajeev & Ajay
Firm registration No : 009977N
Chartered Accountants

Ajay Sachdeva
Partner
Membership No. : 084302



| Notes | As at 31 March 2019 | As at 31 March 2018 |
|-------|------------------------|------------------------|
| 4 | 20,400 | 1,196 |
| | 20,400 | 1,196 |
| 5 | 100,000 | 100,000 |
| 6 | (4,687,177) | (4,677,895) |
| | (4,587,177) | (4,577,895) |
| 7 | - | - |
| | 168,803 | 162,812 |
| 8 | 4,438,774 | 4,416,279 |
| 9 | - | - |
| | 4,607,577 | 4,579,091 |
| | 20,400 | 1,196 |

3

For and on behalf of the Board of Directors of
LOTUS TECHNOBUILD PRIVATE LIMITED

Jairaj Vikas Verma
Director
DIN-07560019

Pankaj Kishore Chaturvedi
Director
DIN-07119298

Place : New Delhi
Date : 13 May 2019

LOTUS TECHNOBUILD PRIVATE LIMITED
STATEMENT OF PROFIT AND LOSS FOR THE YEAR ENDED 31 MARCH 2019
(Amount in rupees, unless otherwise stated)

| Particulars | Notes | 31 March 2019 | 31 March 2018 |
|---|-------|---------------|---------------|
| Revenue | | - | - |
| Total Income (I) | | - | - |
| EXPENSES | | | |
| Finance costs | 10 | 797 | 89 |
| Other expenses | 11 | 8,485 | 25,616 |
| Total Expenses (II) | | 9,282 | 25,705 |
| (Loss) before tax from continuing operations (I-II) | | (9,282) | (25,705) |
| Tax expense: | | | |
| Current tax | | - | - |
| (Loss) for the year from continuing operations | | (9,282) | (25,705) |
| Other comprehensive Income | | - | - |
| Total other comprehensive income for the year, net of tax | | - | - |
| Total comprehensive (loss) for the year, net of tax | | (9,282) | (25,705) |
| Earnings per equity share: | 12 | | |
| (1) Basic | | (0.93) | (2.57) |
| (2) Diluted | | (0.93) | (2.57) |

Summary of significant accounting policies 3

The accompanying notes are an integral part of the financial statements.

As per our report of even date

For Rajeev & Ajay
Firm registration No : 009977N
Chartered Accountants

Ajay Sachdeva
Partner
Membership No. : 084302



For and on behalf of the Board of Directors of
LOTUS TECHNOBUILD PRIVATE LIMITED

Jairaj Vikas Verma
Director
DIN-07560019

Pankaj Kishore Chaturvedi
Director
DIN-07119298

Place : New Delhi
Date : 13 May 2019

MAESTRO ESTATES PRIVATE LIMITED
STANDALONE BALANCE SHEET AS AT 31 MARCH 2019
(Amount in rupees, unless otherwise stated)

| | Notes | As at 31 March 2019 | As at 31 March 2018 |
|--|-------|------------------------|------------------------|
| ASSETS | | | |
| Non-current assets | | | |
| Financial assets | | | |
| Investments | 4 | 100,000 | 100,000 |
| | | 100,000 | 100,000 |
| Current assets | | | |
| Inventories | 5 | 235,306,041 | 235,306,041 |
| Financial assets | | | |
| Cash and cash equivalents | 6 | 4,043 | 18,956 |
| Other current assets | 7 | - | - |
| | | 235,310,084 | 235,324,997 |
| Total Assets | | 235,410,084 | 235,424,997 |
| EQUITY AND LIABILITIES | | | |
| Equity | | | |
| Equity share capital | 8 | 100,000 | 100,000 |
| Other equity | 9 | (2,212,062) | (2,185,211) |
| Total equity | | (2,112,062) | (2,085,211) |
| LIABILITIES | | | |
| Current liabilities | | | |
| Financial liabilities | | | |
| Trade payables | 10 | - | - |
| -total outstanding dues of micro and small enterprises | | - | - |
| -total outstanding dues other than micro and small enterprises | | 14,001 | 5,311 |
| Other current liabilities | 11 | 237,508,145 | 237,504,897 |
| Total liabilities | | 237,522,146 | 237,510,208 |
| Total Equity and Liabilities | | 235,410,084 | 235,424,997 |
| Summary of significant accounting policies | 3 | | |

The accompanying notes are an integral part of the financial statements.

As per our report of even date

For MNV & CO.
Firm Reg. No. 023682N
Chartered Accountants

Vikram Surti
Partner
Membership No.: 505887

For and on behalf of the Board of Directors of
MAESTRO ESTATES PRIVATE LIMITED

Navneet Kaur
Director
DIN-08324165

Ramch Khulbe
Director
DIN-07109071

Place : New Delhi
Date : 13 May 2019

MAESTRO ESTATES PRIVATE LIMITED
STANDALONE STATEMENT OF PROFIT AND LOSS FOR THE YEAR ENDED 31 MARCH 2019
(Amount in rupees, unless otherwise stated)

| Particulars | Notes | 31 March 2019 | 31 March 2018 |
|--|-------|-----------------|-----------------|
| Revenue | | - | - |
| Total Income | | - | - |
| EXPENSES | | | |
| Finance costs | 12 | 354 | 779 |
| Other expenses | 13 | 26,497 | 9,480 |
| Total Expenses | | 26,851 | 10,259 |
| (Loss) before tax from continuing operations | | (26,851) | (10,259) |
| Tax expense: | | | |
| Current tax | | - | - |
| (Loss) for the year from continuing operations | | (26,851) | (10,259) |
| Other comprehensive income | | - | - |
| Total other comprehensive income for the year, net of tax | | - | - |
| Total comprehensive (loss) for the year, net of tax | | (26,851) | (10,259) |
| Earnings per equity share: | 14 | | |
| (1) Basic | | (2.69) | (1.03) |
| (2) Diluted | | (2.69) | (1.03) |
| Summary of significant accounting policies | 3 | | |

The accompanying notes are an integral part of the financial statements.

As per our report of even date

For MNV & CO.
Firm Reg. No.: 023682M
Chartered Accountants

Vikrant Suri
Partner
Membership No.: 505887

For and on behalf of the Board of Directors of
MAESTRO ESTATES PRIVATE LIMITED


Navneet Kaur
Director
DIN-08324165


Kamlesh Khulbe
Director
DIN-07109071

Place : New Delhi
Date : 13 May 2019

MAHONIA ESTATE PRIVATE LIMITED
BALANCE SHEET AS AT 31 MARCH 2019
(Amount in rupees, unless otherwise stated)

ASSETS

| |
|---------------------------|
| Current assets |
| Inventories |
| Financial assets |
| Cash and cash equivalents |
| Other financial assets |
| Other current assets |
| Total Assets |

EQUITY AND LIABILITIES

| |
|----------------------|
| Equity |
| Equity share capital |
| Other equity |
| Total equity |

LIABILITIES

| |
|--|
| Current liabilities |
| Financial liabilities |
| Trade payables |
| -total outstanding dues of micro and small enterprises |
| -total outstanding dues other than micro and small enterprises |
| Other current liabilities |
| Total liabilities |

Total Equity and Liabilities

Summary of significant accounting policies

The accompanying notes are an integral part of the financial statements.

As per our report of even date

For Rajeev & Ajay
Firm registration No : 009977N
Chartered Accountants

Ajay Sachdeva
Partner
Membership No. : 084302

Place : New Delhi
Date : 13 May 2019



| Notes | As at 31 March 2019 | As at 31 March 2018 |
|-------|------------------------|------------------------|
| 4 | 25,309,915 | 25,309,915 |
| 5 | 18,272 | 18,023 |
| 6 | 19,202,318 | 19,202,318 |
| 7 | - | - |
| | 44,530,505 | 44,530,256 |
| 8 | 1,000,000 | 1,000,000 |
| 9 | (550,274) | (539,414) |
| | 449,726 | 460,586 |
| 10 | - | - |
| | 11,301 | 5,310 |
| 11 | 44,069,478 | 44,064,360 |
| | 44,080,779 | 44,069,670 |
| | 44,530,505 | 44,530,256 |

3

For and on behalf of the Board of Directors of
MAHONIA ESTATE PRIVATE LIMITED

Vineet
Director
DIN-08129156

Ajeet Singh Nagar
Director
DIN-08129156

8

MAHONIA ESTATE PRIVATE LIMITED
STATEMENT OF PROFIT AND LOSS FOR THE YEAR ENDED 31 MARCH 2019
(Amount in rupees, unless otherwise stated)

| Particulars | Notes | 31 March 2019 | 31 March 2018 |
|--|-----------|-----------------|----------------|
| Revenue | | - | - |
| Total Income (I) | | - | - |
| EXPENSES | | | |
| Finance costs | 12 | 89 | 89 |
| Other expenses | 13 | 10,771 | 8,545 |
| Total Expenses (II) | | 10,860 | 8,634 |
| (Loss) before tax from continuing operations (I-II) | | (10,860) | (8,634) |
| Tax expense: | | | |
| Current tax | | - | - |
| (Loss) for the year from continuing operations | | (10,860) | (8,634) |
| Other comprehensive income | | - | - |
| Total other comprehensive income for the year, net of tax | | - | - |
| Total comprehensive (loss) for the year, net of tax | | (10,860) | (8,634) |
| Earnings per equity share: | 14 | | |
| (1) Basic | | (1.09) | (0.86) |
| (2) Diluted | | (1.09) | (0.86) |

Summary of significant accounting policies

3

The accompanying notes are an integral part of the financial statements.

As per our report of even date

For Rajeev & Ajay
Firm registration No : 009977N
Chartered Accountants

Ajay Sachdeva
Partner
Membership No. : 084302



For and on behalf of the Board of Directors of
MAHONIA ESTATE PRIVATE LIMITED


Vineet
Director
DIN-08129156


Ajeet Singh Nagar
Director
DIN-08129156

Place : New Delhi
Date : 13 May 2019

MANSAROVAR PROJECTS PRIVATE LIMITED
BALANCE SHEET AS AT 31 MARCH 2019
(Amount in rupees, unless otherwise stated)

| | Notes | As at 31 March 2019 | As at 31 March 2018 |
|--|-------|------------------------|------------------------|
| ASSETS | | | |
| Current assets | | | |
| Inventories | 4 | 115,447,234 | 115,447,234 |
| Financial assets | | | |
| Cash and cash equivalents | 5 | 15,370 | 18,888 |
| Total Assets | | 115,462,604 | 115,466,122 |
| EQUITY AND LIABILITIES | | | |
| Equity | | | |
| Equity share capital | 6 | 1,000,000 | 1,000,000 |
| Other equity | 7 | (411,459) | (402,440) |
| Total equity | | 588,541 | 597,560 |
| LIABILITIES | | | |
| Current liabilities | | | |
| Financial liabilities | | | |
| Trade payables | 8 | - | - |
| -total outstanding dues of micro and small enterprises | | 5,900 | 5,310 |
| -total outstanding dues other than micro and small enterprises | | - | - |
| Other current liabilities | 9 | 114,868,163 | 114,863,252 |
| Total liabilities | | 114,874,063 | 114,868,562 |
| Total Equity and Liabilities | | 115,462,604 | 115,466,122 |

Summary of significant accounting policies

3

The accompanying notes are an integral part of the financial statements.

As per our report of even date

For MNV & CO.
Firm Reg. No.: 023682N
Chartered Accountants

Vikrant Suri
Partner
Membership No.: 505887

For and on behalf of the Board of Directors of
MANSAROVAR PROJECTS PRIVATE LIMITED

Dhiraj Kumar Singh
Director
DIN-08375395

Manish Kumar
Director
DIN-08376582

Place : New Delhi
Date : 13 May 2019

MANSAROVAR PROJECTS PRIVATE LIMITED
STATEMENT OF PROFIT AND LOSS FOR THE YEAR ENDED 31 MARCH 2019
(Amount in rupees, unless otherwise stated)

| Particulars | Notes | 31 March 2019 | 31 March 2018 |
|--|-------|---------------|---------------|
| Revenue | | - | - |
| Total Income (I) | | - | - |
| EXPENSES | | | |
| Finance costs | 10 | 118 | 779 |
| Other expenses | 11 | 8,901 | 7,712 |
| Total Expenses (II) | | 9,019 | 8,491 |
| (Loss) before tax from continuing operations (I-II) | | (9,019) | (8,491) |
| Tax expense: | | | |
| Current tax | | - | - |
| (Loss) for the year from continuing operations | | (9,019) | (8,491) |
| Other comprehensive income | | - | - |
| Total other comprehensive income for the year, net of tax | | - | - |
| Total comprehensive (loss) for the year, net of tax | | (9,019) | (8,491) |
| Earnings per equity share: | 12 | | |
| (1) Basic | | (0.09) | (0.08) |
| (2) Diluted | | (0.09) | (0.08) |

Summary of significant accounting policies

3

The accompanying notes are an integral part of the financial statements.

As per our report of even date

For MNV & CO.

Firm Reg. No.: 023682N


Chartered Accountants


Vikram Suri
Partner
Membership No.: 505887

Place : New Delhi
Date : 13 May 2019

For and on behalf of the Board of Directors of
MANSAROVAR PROJECTS PRIVATE LIMITED


Dhiraj Kumar Singh
Director
DIN-08375395


Manish Kumar
Director
DIN-08376582

MILKY WAY REALTORS PRIVATE LIMITED
BALANCE SHEET AS AT 31 MARCH 2019
(Amount in rupees, unless otherwise stated)

| | Notes | As at 31 March 2019 | As at 31 March 2018 |
|--|-------|------------------------|------------------------|
| ASSETS | | | |
| Current assets | | | |
| Inventories | 4 | 832,260,775 | 832,260,775 |
| Financial assets | | | |
| Cash and cash equivalents | 5 | 38,267 | 43,344 |
| Other current assets | 6 | - | - |
| Total Assets | | 832,299,042 | 832,304,119 |
| EQUITY AND LIABILITIES | | | |
| Equity | | | |
| Equity share capital | 7 | 100,000 | 100,000 |
| Other equity | 8 | (131,972,399) | (131,963,172) |
| Total equity | | (131,872,399) | (131,863,172) |
| LIABILITIES | | | |
| Current liabilities | | | |
| Financial liabilities | | | |
| Trade payables | 9 | - | - |
| -total outstanding dues of micro and small enterprises | | 5,901 | 5,310 |
| -total outstanding dues other than micro and small enterprises | | | |
| Other current liabilities | 10 | 964,165,540 | 964,161,981 |
| Total liabilities | | 964,171,441 | 964,167,291 |
| Total Equity and Liabilities | | 832,299,042 | 832,304,119 |

Summary of significant accounting policies

3

The accompanying notes are an integral part of the financial statements.

As per our report of even date

For MNV & CO.

Firm Reg. No.: 023082N

Chartered Accountants

Vikrant Sharma

Partner

Membership No.: 505887

Place : New Delhi

Date : 13 May 2019

For and on behalf of the Board of Directors of

MILKY WAY REALTORS PRIVATE LIMITED

Meda Aswini

Director

DIN-08394637

Satish Kumar Goyal

Director

DIN-06520570

MILKY WAY REALTORS PRIVATE LIMITED
STATEMENT OF PROFIT AND LOSS FOR THE YEAR ENDED 31 MARCH 2019
(Amount in rupees, unless otherwise stated)

| Particulars | Notes | 31 March 2019 | 31 March 2018 |
|--|-------|---------------|---------------|
| Revenue | | - | - |
| Total Income (I) | | - | - |
| EXPENSES | | | |
| Finance costs | 11 | 118 | 177 |
| Other expenses | 12 | 9,109 | 107,509 |
| Total Expenses (II) | | 9,227 | 107,686 |
| (Loss) before tax from continuing operations (I-II) | | (9,227) | (107,686) |
| Tax expense: | | | |
| Current tax | | - | - |
| (Loss) for the year from continuing operations | | (9,227) | (107,686) |
| Other comprehensive income | | - | - |
| Total other comprehensive income for the year, net of tax | | - | - |
| Total comprehensive (loss) for the year, net of tax | | (9,227) | (107,686) |
| Earnings per equity share: | 13 | | |
| (1) Basic | | (0.92) | (10.77) |
| (2) Diluted | | (0.92) | (10.77) |

Summary of significant accounting policies

3

The accompanying notes are an integral part of the financial statements.

As per our report of even date

For MNV & CO.

Firm Reg. No.: 023682N
Chartered Accountants

Vikram Suri
Partner
Membership No.: 505887

Place : New Delhi
Date : 13 May 2019

For and on behalf of the Board of Directors of
MILKY WAY REALTORS PRIVATE LIMITED

Meda Aswini
Director
DIN-08394637

Satish Kumar Goyal
Director
DIN-06520570

MODULAR ESTATES PRIVATE LIMITED
BALANCE SHEET AS AT 31 MARCH 2019
(Amount in rupees, unless otherwise stated)

ASSETS

Current assets

Financial assets

Cash and cash equivalents

Other financial assets

Total Assets

EQUITY AND LIABILITIES

Equity

Equity share capital

Other equity

Total equity

LIABILITIES

Current liabilities

Financial liabilities

Trade payables

-total outstanding dues of micro and small enterprises

-total outstanding dues other than micro and small enterprises

Other current liabilities

Total liabilities

Total Equity and Liabilities

Summary of significant accounting policies

The accompanying notes are an integral part of the financial statements.

As per our report of even date

For Rajeev & Ajay

Firm registration No : 009977N

Chartered Accountants

Ajay Sachdeva

Partner

Membership No. : 084302



Place : New Delhi

Date : 13 May 2019

| Notes | As at 31 March 2019 | As at 31 March 2018 |
|-------|------------------------|------------------------|
| | | |
| 4 | 20,801 | 17,890 |
| 5 | 720,455 | 728,616 |
| | 741,256 | 746,506 |
| | | |
| 6 | 1,000,000 | 1,000,000 |
| 7 | (270,045) | (259,395) |
| | 729,955 | 740,605 |
| | | |
| 8 | - | - |
| | 11,301 | 5,311 |
| 9 | - | 590 |
| | 11,301 | 5,901 |
| | 741,256 | 746,506 |

3

For and on behalf of the Board of Directors of
MODULAR ESTATES PRIVATE LIMITED

Shaji Kumar Sasidharan
Director
DIN-07119343

Mayank Sharma
Director
DIN-08129100

MODULAR ESTATES PRIVATE LIMITED
STATEMENT OF PROFIT AND LOSS FOR THE YEAR ENDED 31 MARCH 2019
(Amount in rupees, unless otherwise stated)

| Particulars | Notes | 31 March 2019 | 31 March 2018 |
|--|-------|---------------|---------------|
| Revenue | | - | - |
| Total Income (I) | | - | - |
| EXPENSES | | | |
| Finance costs | 10 | 89 | 977 |
| Other expenses | 11 | 10,561 | 9,791 |
| Total Expenses (II) | | 10,650 | 10,768 |
| (Loss) before tax from continuing operations (I-II) | | (10,650) | (10,768) |
| Tax expense: | | | |
| Current tax | | - | - |
| (Loss) for the year from continuing operations | | (10,650) | (10,768) |
| Other comprehensive income | | - | - |
| Total other comprehensive income for the year, net of tax | | - | - |
| Total comprehensive (loss) for the year, net of tax | | (10,650) | (10,768) |
| Earnings per equity share: | 12 | | |
| (1) Basic | | (0.11) | (0.11) |
| (2) Diluted | | (0.11) | (0.11) |

Summary of significant accounting policies

3

The accompanying notes are an integral part of the financial statements.

As per our report of even date

For Rajeev & Ajay

Firm registration No : 009977N

Chartered Accountants

Ajay Sachdeva

Partner

Membership No. : 084302



For and on behalf of the Board of Directors of
MODULAR ESTATES PRIVATE LIMITED

Shaji Kumar Sasidharan

Director

DIN-07119343

Mayank Sharma

Director

DIN-08129100

Place : New Delhi

Date : 13 May 2019

MONARCH BUILDCON PRIVATE LIMITED
BALANCE SHEET AS AT 31 MARCH 2019
(Amount in rupees, unless otherwise stated)

| | Notes | As at 31 March 2019 | As at 31 March 2018 |
|--|-------|------------------------|------------------------|
| ASSETS | | | |
| Current assets | | | |
| Inventories | 4 | 113,941,282 | 171,529,226 |
| Financial assets | | | |
| Cash and cash equivalents | 5 | 19,453 | 19,566 |
| Other financial assets | 6 | 5,822,021 | 9,819,391 |
| Other current assets | 7 | 929,272 | 521,167 |
| Total Assets | | 120,712,028 | 181,889,350 |
| EQUITY AND LIABILITIES | | | |
| Equity | | | |
| Equity share capital | 8 | 100,000 | 100,000 |
| Other equity | 9 | (432,164) | (421,766) |
| Total equity | | (332,164) | (321,766) |
| LIABILITIES | | | |
| Current liabilities | | | |
| Financial liabilities | | | |
| Trade payables | 10 | - | - |
| -total outstanding dues of micro and small enterprises | | 5,901 | 5,310 |
| -total outstanding dues other than micro and small enterprises | | - | - |
| Other current liabilities | 11 | 121,038,291 | 182,205,806 |
| Total liabilities | | 121,044,192 | 182,211,116 |
| Total Equity and Liabilities | | 120,712,028 | 181,889,350 |

Summary of significant accounting policies

3

The accompanying notes are an integral part of the financial statements.

As per our report of even date

For MNV & CO.
Firm Reg. No. 003682N
Chartered Accountants

Vikram Singh
Partner
Membership No. 303887

Place : New Delhi
Date : 13 May 2019

For and on behalf of the Board of Directors of
MONARCH BUILDCON PRIVATE LIMITED


Mayank Sharma
Director
DIN-08129100


Shaji Kumar Sasidharan
Director
DIN-07119343



MONARCH BUILDCON PRIVATE LIMITED
STATEMENT OF PROFIT AND LOSS FOR THE YEAR ENDED 31 MARCH 2019
(Amount in rupees, unless otherwise stated)

| Particulars | Notes | 31 March 2019 | 31 March 2018 |
|--|-------|------------------|----------------|
| Revenue | 12 | 4,081,063 | - |
| Total Income | | 4,081,063 | - |
| EXPENSES | | | |
| Finance costs | 13 | 41 | 142 |
| Other expenses | 14 | 4,091,420 | 8,221 |
| Total Expenses | | 4,091,461 | 8,363 |
| (Loss) before tax from continuing operations | | (10,398) | (8,363) |
| Tax expense: | | | |
| Current tax | | - | - |
| (Loss) for the year from continuing operations | | (10,398) | (8,363) |
| Other comprehensive income | | - | - |
| Total other comprehensive income for the year, net of tax | | - | - |
| Total comprehensive (loss) for the year, net of tax | | (10,398) | (8,363) |
| Earnings per equity share: | 15 | | |
| (1) Basic | | (1.04) | (0.84) |
| (2) Diluted | | (1.04) | (0.84) |

Summary of significant accounting policies

3

The accompanying notes are an integral part of the financial statements.


As per our report of even date

For MNV & CO.
Firm Reg. No. 023682N
Chartered Accountants


Vikram Suri
Partner
Membership No. 505887

For and on behalf of the Board of Directors of
MONARCH BUILDCON PRIVATE LIMITED


Mayank Sharma
Director
DIN-08129100


Shaji Kumar Sasidharan
Director
DIN-07119343

Place : New Delhi
Date : 13 May 2019

MONGA PROPERTIES PRIVATE LIMITED
BALANCE SHEET AS AT 31 MARCH 2019
(Amount in rupees, unless otherwise stated)

ASSETS

Current assets

Inventories

Financial assets

Cash and cash equivalents

Other financial assets

Other current assets

Total Assets

| Notes | As at 31 March 2019 | As at 31 March 2018 |
|-------|------------------------|------------------------|
| 4 | 48,466,909 | 48,466,909 |
| 5 | 25,959 | 18,034 |
| 6 | 9,924,639 | 21,724,528 |
| 7 | 1,265,513 | - |
| | 59,683,020 | 70,209,471 |

EQUITY AND LIABILITIES

Equity

Equity share capital

Other equity

Total equity

| | | |
|---|------------------|------------------|
| 8 | 100,000 | 100,000 |
| 9 | (440,741) | (429,397) |
| | (340,741) | (329,397) |

LIABILITIES

Current liabilities

Financial liabilities

Trade payables

-total outstanding dues of micro and small enterprises

-total outstanding dues other than micro and small enterprises

Other current liabilities

Provisions

Total liabilities

| | | |
|----|-------------------|-------------------|
| 10 | - | - |
| | 5,901 | 5,310 |
| 11 | 60,017,860 | 70,528,794 |
| 12 | - | 4,764 |
| | 60,023,761 | 70,538,868 |
| | 59,683,020 | 70,209,471 |

Total Equity and Liabilities

Summary of significant accounting policies

3

The accompanying notes are an integral part of the financial statements.

As per our report of even date

For MNV & CO.

Firm Reg. No.: 023682M

Chartered Accountants

Vikram Suri

Partner

Membership No.: 505887

Place : New Delhi

Date : 13 May 2019

For and on behalf of the Board of Directors of
MONGA PROPERTIES PRIVATE LIMITED

Mayank Sharma

Mayank Sharma

Director

DIN-08129100

Shaji Kumar Sasidharan

Shaji Kumar Sasidharan

Director

DIN-07119343

MONGA PROPERTIES PRIVATE LIMITED
STATEMENT OF PROFIT AND LOSS FOR THE YEAR ENDED 31 MARCH 2019
(Amount in rupees, unless otherwise stated)

| Particulars | Notes | 31 March 2019 | 31 March 2018 |
|---|-----------|-------------------|------------------|
| Other income | | | |
| Total Income | 13 | 12,702,766 | - |
| | | 12,702,766 | - |
| EXPENSES | | | |
| Finance costs | 14 | 53 | 89 |
| Other expenses | 15 | 12,714,057 | 127,987 |
| Total Expenses | | 12,714,110 | 128,076 |
| (Loss) before tax from continuing operations | | (11,344) | (128,076) |
| Tax expense: | | | |
| Current tax | | - | - |
| (Loss) for the year from continuing operations | | (11,344) | (128,076) |
| Other comprehensive income | | - | - |
| Total other comprehensive income for the year, net of tax | | - | - |
| Total comprehensive income/(loss) for the year, net of tax | | (11,344) | (128,076) |
| Earnings per equity share: | 16 | | |
| (1) Basic | | (1.13) | (12.81) |
| (2) Diluted | | (1.13) | (12.81) |

Summary of significant accounting policies

3

The accompanying notes are an integral part of the financial statements.

As per our report of even date

For MNV & CO.

Firm Reg. No.: 023682N

Chartered Accountants

Vikrant Suri

Partner

Membership No.: 505887

For and on behalf of the Board of Directors of
MONGA PROPERTIES PRIVATE LIMITED

Mayank Sharma

Mayank Sharma

Director

DIN-08129100

Shaji Kumar Sasidharan

Shaji Kumar Sasidharan

Director

DIN-07119343

Place : New Delhi

Date : 13 May 2019

Multitude Infrastructures Private Limited
Balance sheet as at 31 March 2019
(Amount in Rupees, unless otherwise stated)

| | Note | 31 March 2019 | 31 March 2018 (Restated) | 01 April 2017 (Restated) |
|--|------|----------------------|-----------------------------|-----------------------------|
| ASSETS | | | | |
| Non-current assets | | | | |
| Property, plant and equipment | 4 | 790,701,902 | 806,236,037 | 820,197,889 |
| Capital work-in-progress | | - | - | 616,499 |
| Intangible assets | 5 | 140,720 | 97,751 | 162,852 |
| Financial assets | | | | |
| Loans | 6 | 258,489 | 258,489 | 252,489 |
| Non-current tax assets (net) | 7 | 2,025,976 | 1,671,690 | 1,205,276 |
| Deferred tax assets (net) | 8 | 306,397 | 41,802 | - |
| Other non-current assets | 9 | 875,149 | 743,639 | 3,001,037 |
| | | 794,308,633 | 809,049,408 | 825,436,042 |
| Current assets | | | | |
| Inventories | 10 | 2,573,774 | 2,722,515 | 3,497,312 |
| Financial assets | | | | |
| Trade receivables | 11 | 6,230,957 | 7,212,529 | 7,182,433 |
| Cash and cash equivalents | 12 | 6,393,267 | 5,000,584 | 4,150,808 |
| Other current assets | 13 | 5,501,830 | 4,720,330 | 5,894,747 |
| | | 20,699,828 | 19,655,958 | 20,725,300 |
| | | 815,008,461 | 828,705,366 | 846,161,342 |
| EQUITY AND LIABILITIES | | | | |
| EQUITY | | | | |
| Equity share capital | 14 | 49,079,600 | 49,079,600 | 49,079,600 |
| Other equity | | (296,068,006) | (297,443,236) | (297,662,610) |
| | | (246,988,406) | (248,363,636) | (248,583,010) |
| LIABILITIES | | | | |
| Non-current liabilities | | | | |
| Financial liabilities | | | | |
| Borrowings | 15 | 200,000,000 | - | - |
| Provisions | 16 | 2,199,328 | 1,924,829 | 1,621,741 |
| Current liabilities | | | | |
| Financial liabilities | | | | |
| Borrowings | 17 | 817,535,526 | 1,033,879,935 | 1,036,675,139 |
| Trade payables | 18 | - | - | - |
| -total outstanding dues of micro and small enterprises | | 21,250,451 | 20,421,547 | 22,156,151 |
| -total outstanding dues other than micro and small enterprises | | 15,046,979 | 15,672,815 | 26,602,364 |
| Other financial liabilities | 19 | 5,089,544 | 4,405,336 | 6,968,119 |
| Other current liabilities | 20 | 875,039 | 764,539 | 720,838 |
| Provisions | 16 | 1,061,996,867 | 1,077,069,002 | 1,094,744,352 |
| | | 815,008,461 | 828,705,366 | 846,161,342 |

Summary of significant accounting policies

The accompanying notes are an integral part of the Financial Statements.

This is the Balance Sheet referred to in our report of even date.

For Walker Chandiok & Co LLP

Chartered Accountants

Firm's Registration No.: 001076N/N500013

Neeraj Sharma

Partner

Membership No.: 502103



For and on behalf of the Board of Directors of

Sudhanshu Varma

Director

DIN- 08291481

Dhiraj Kumar Singh

Director

DIN-08375395

Place: Gurugram

Date: 13 May 2019

Multitude Infrastructures Private Limited
Statement of Profit and Loss for the year ended 31 March 2019
(Amount in Rupees, unless otherwise stated)

| | Note | 31 March 2019 | 31 March 2018 |
|---|------|--------------------|--------------------|
| Income | | | |
| Revenue from operations | 21 | 159,581,122 | 152,086,527 |
| Other income | 22 | 187,654 | 557,342 |
| | | <u>159,768,776</u> | <u>152,643,869</u> |
| Expenses | | | |
| Cost of revenue | 23 | 13,520,034 | 13,207,131 |
| Employee benefits expense | 24 | 32,058,779 | 30,023,524 |
| Depreciation and amortization expense | 25 | 15,795,016 | 15,887,183 |
| Finance costs | 26 | 15,290,313 | 16,319,702 |
| Other expenses | 27 | 81,822,311 | 77,192,797 |
| | | <u>158,486,453</u> | <u>152,630,337</u> |
| Profit before tax | | <u>1,282,323</u> | <u>13,532</u> |
| Tax expense: | | | |
| Current tax | | 246,720 | 2,579 |
| Deferred tax | | (264,595) | (41,802) |
| Profit for the year | | <u>1,300,198</u> | <u>52,755</u> |
| Other comprehensive income | | | |
| Items that will not be reclassified to profit or loss in subsequent years | | | |
| Re-measurement gains (losses) on defined benefit plans | | 92,907 | 205,843 |
| Income tax effect | | (17,875) | (39,223) |
| Other comprehensive income for the year, net of tax | | <u>75,032</u> | <u>166,620</u> |
| Total comprehensive income for the year, net of tax | | <u>1,375,230</u> | <u>219,375</u> |
| Earnings per equity share: | 28 | | |
| (1) Basic | | 0.26 | 0.01 |
| (2) Diluted | | 0.26 | 0.01 |

Summary of significant accounting policies


The accompanying notes are an integral part of the Financial Statements.

This is the statement of profit and loss referred to in our report of even date.

For Walker Chandiok & Co LLP

Chartered Accountants


Firm's Registration No.: 001076N/N500013


Neeraj Sharma
 Partner
 Membership No. : 502103



Place : Gurugram
Date : 13 May 2019

For and on behalf of the Board of Directors of


Sudhanshu Varma
 Director
 DIN- 08291481


Dhiraj Kumar Singh
 Director
 DIN-08375395

NAAM PROMOTERS PRIVATE LIMITED
BALANCE SHEET AS AT 31 MARCH 2019
(Amount in rupees, unless otherwise stated)

| | Notes | As at 31 March 2019 | As at 31 March 2018 |
|--|-------|------------------------|------------------------|
| ASSETS | | | |
| Current assets | | | |
| Financial assets | | | |
| Cash and cash equivalents | 4 | 25,833 | 17,946 |
| Total Assets | | 25,833 | 17,946 |
| EQUITY AND LIABILITIES | | | |
| Equity | | | |
| Equity share capital | 5 | 150,000 | 150,000 |
| Other equity | 6 | (391,932) | (239,969) |
| Total equity | | (241,932) | (89,969) |
| LIABILITIES | | | |
| Current liabilities | | | |
| Financial liabilities | | | |
| Trade payables | 7 | - | - |
| -total outstanding dues of micro and small enterprises | | 5,900 | 5,310 |
| -total outstanding dues other than micro and small enterprises | 8 | 261,865 | 102,605 |
| Other current liabilities | 9 | - | - |
| Provisions | | 267,765 | 107,915 |
| Total liabilities | | 267,765 | 107,915 |
| Total Equity and Liabilities | | 25,833 | 17,946 |
| Summary of significant accounting policies | 3 | | |

The accompanying notes are an integral part of the financial statements.

As per our report of even date

For MNV & CO.

Firm Reg. No.: 023622N
Chartered Accountants

Vikram Suri
Partner
Membership No.: 505887



For and on behalf of the Board of Directors of
NAAM PROMOTERS PRIVATE LIMITED

Firoz Ahmed Khan *Meda Aswini*

Firoz Ahmed Khan
Director
DIN- 07158432

Meda Aswini
Director
DIN-08394637

Place : New Delhi
Date : 13 May 2019

NAAM PROMOTERS PRIVATE LIMITED
STATEMENT OF PROFIT AND LOSS FOR THE YEAR ENDED 31 MARCH 2019
(Amount in rupees, unless otherwise stated)

| Particulars | Notes | 31 March 2019 | 31 March 2018 |
|---|-------|---------------|---------------|
| Revenue | | - | - |
| Total Income | | - | - |
| EXPENSES | | | |
| Finance costs | 10 | 17,753 | 89 |
| Other expenses | 11 | 134,210 | 8,960 |
| Total Expenses | | 151,963 | 9,049 |
| (Loss) before tax from continuing operations | | (151,963) | (9,049) |
| Tax expense: | | | |
| Current tax | | - | - |
| (Loss) for the year from continuing operations | | (151,963) | (9,049) |
| Other comprehensive income | | - | - |
| Total other comprehensive income for the year, net of tax | | - | - |
| Total comprehensive income/(loss) for the year, net of tax | | (151,963) | (9,049) |
| Earnings per equity share: | 12 | | |
| (1) Basic | | (10.13) | (0.60) |
| (2) Diluted | | (10.13) | (0.60) |

Summary of significant accounting policies 3

The accompanying notes are an integral part of the financial statements.

As per our report of even date

For MNV & CO.
Firm Reg. No.: 023682N
Chartered Accountants

Vijay Kumar Suri
Partner
Membership No. 505987



For and on behalf of the Board of Directors of
NAAM PROMOTERS PRIVATE LIMITED

Firoz Ahmed Khan *M. Aswini*

Firoz Ahmed Khan
Director
DIN- 07158432

Meda Aswini
Director
DIN-08394637

Place : New Delhi
Date : 13 May 2019

NANDITA PROMOTERS PRIVATE LIMITED
BALANCE SHEET AS AT 31 MARCH 2019
(Amount in rupees, unless otherwise stated)

ASSETS

Current assets

Financial assets

Cash and cash equivalents

Total Assets

| Notes | As at 31 March 2019 | As at 31 March 2018 |
|-------|------------------------|------------------------|
| 4 | 20,342 | 1,138 |
| | <u>20,342</u> | <u>1,138</u> |

EQUITY AND LIABILITIES

Equity

Equity share capital

Other equity

Total equity

| | | |
|---|-----------------|----------------|
| 5 | 1,000,000 | 1,000,000 |
| 6 | (1,019,241) | (1,006,738) |
| | <u>(19,241)</u> | <u>(6,738)</u> |

LIABILITIES

Current liabilities

Financial liabilities

Trade payables

-total outstanding dues of micro and small enterprises

-total outstanding dues other than micro and small enterprises

Other current liabilities

Total liabilities

| | | |
|---|---------------|--------------|
| 7 | - | - |
| | 11,302 | 5,311 |
| 8 | 28,281 | 2,565 |
| | <u>39,583</u> | <u>7,876</u> |

Total Equity and Liabilities

| | | |
|--|---------------|--------------|
| | <u>20,342</u> | <u>1,138</u> |
|--|---------------|--------------|

Summary of significant accounting policies

3

The accompanying notes are an integral part of the financial statements.

As per our report of even date

For Rajeev & Ajay

Firm registration No : 009977N

Chartered Accountants

Ajay Sachdeva

Partner

Membership No. : 084302



For and on behalf of the Board of Directors of
NANDITA PROMOTERS PRIVATE LIMITED

Jairaj Vikas Verma
Director
DIN-07560019

Deepak Jain
Director
DIN-08129166

Place : New Delhi

Date : 13 May 2019

NANDITA PROMOTERS PRIVATE LIMITED
STATEMENT OF PROFIT AND LOSS FOR THE YEAR ENDED 31 MARCH 2019
(Amount in rupees, unless otherwise stated)

| Particulars | Notes | 31 March 2019 | 31 March 2018 |
|--|-------|-----------------|-----------------|
| Revenue | | - | - |
| Total Income (I) | | - | - |
| EXPENSES | | | |
| Finance costs | 9 | 797 | 89 |
| Other expenses | 10 | 11,706 | 26,135 |
| Total Expenses (II) | | 12,503 | 26,224 |
| (Loss) before tax from continuing operations (I-II) | | (12,503) | (26,224) |
| Tax expense: | | | |
| Current tax | | - | - |
| (Loss) for the year from continuing operations | | (12,503) | (26,224) |
| Other comprehensive income | | - | - |
| Total other comprehensive income for the year, net of tax | | - | - |
| Total comprehensive (loss) for the year, net of tax | | (12,503) | (26,224) |
| Earnings per equity share: | 11 | | |
| (1) Basic | | (0.13) | (0.26) |
| (2) Diluted | | (0.13) | (0.26) |

Summary of significant accounting policies

3

The accompanying notes are an integral part of the financial statements.

As per our report of even date

For Rajeev & Ajay
Firm registration No : 009977N
Chartered Accountants

Ajay Sachdeva
Partner
Membership No. : 084302



For and on behalf of the Board of Directors of
NANDITA PROMOTERS PRIVATE LIMITED

Jairaj Vikas Verma
Director
DIN-07560019

Deepak Jain
Director
DIN-08129166

Place : New Delhi
Date : 13 May 2019

NAVRATTAN BUILDCON PRIVATE LIMITED
BALANCE SHEET AS AT 31 MARCH 2019
(Amount in rupees, unless otherwise stated)

ASSETS

Current assets

| |
|---------------------------|
| Inventories |
| Financial assets |
| Cash and cash equivalents |
| Total Assets |

EQUITY AND LIABILITIES

Equity

| |
|----------------------|
| Equity share capital |
| Other equity |
| Total equity |

LIABILITIES

Current liabilities

| |
|--|
| Financial liabilities |
| Trade payables |
| -total outstanding dues of micro and small enterprises |
| -total outstanding dues other than micro and small enterprises |
| Other current liabilities |
| Total liabilities |

Total Equity and Liabilities

Summary of significant accounting policies

The accompanying notes are an integral part of the financial statements.

As per our report of even date

For Rajeev & Ajay
Firm registration No : 009977N
Chartered Accountants

Ajay Sachdeva
Partner
Membership No. : 084302



Place : New Delhi
Date : 13 May 2019

| Notes | As at 31 March 2019 | As at 31 March 2018 |
|-------|------------------------|------------------------|
| 4 | 119,708,055 | 119,708,055 |
| 5 | 20,473 | 18,561 |
| | 119,728,528 | 119,726,616 |
| 6 | 1,000,000 | 1,000,000 |
| 7 | (445,987) | (435,024) |
| | 554,013 | 564,976 |
| 8 | - | - |
| | 11,301 | 5,310 |
| 9 | 119,163,214 | 119,156,330 |
| | 119,174,515 | 119,161,640 |
| | 119,728,528 | 119,726,616 |

3

For and on behalf of the Board of Directors of
NAVRATTAN BUILDCON PRIVATE LIMITED

Kamal Bajaj
Director
DIN-06713913

Mayank Sharma
Director
DIN-08129100

NAVRATTAN BUILDCON PRIVATE LIMITED
STATEMENT OF PROFIT AND LOSS FOR THE YEAR ENDED 31 MARCH 2019
(Amount in rupees, unless otherwise stated)

| Particulars | Notes | 31 March 2019 | 31 March 2018 |
|--|-------|-----------------|----------------|
| Other income | 10 | - | 5,618 |
| Total Income (I) | | - | 5,618 |
| EXPENSES | | | |
| Finance costs | 11 | 89 | 89 |
| Other expenses | 12 | 10,874 | 7,298 |
| Total Expenses (II) | | 10,963 | 7,387 |
| (Loss) before tax from continuing operations (I-II) | | (10,963) | (1,769) |
| Tax expense: | | | |
| Current tax | | - | - |
| (Loss) for the year from continuing operations | | (10,963) | (1,769) |
| Other comprehensive income | | - | - |
| Total other comprehensive income for the year, net of tax | | - | - |
| Total comprehensive (loss) for the year, net of tax | | (10,963) | (1,769) |
| Earnings per equity share: | 13 | | |
| (1) Basic | | (0.11) | (0.02) |
| (2) Diluted | | (0.11) | (0.02) |
| Summary of significant accounting policies | 3 | | |

The accompanying notes are an integral part of the financial statements.

As per our report of even date

For Rajeev & Ajay

Firm registration No : 009927N
Chartered Accountants

Ajay Sachdeva
Partner

Membership No. : 084302



For and on behalf of the Board of Directors of
NAVRATTAN BUILDCON PRIVATE LIMITED

Kamal Bajaj
Director
DIN-06713913

Mayank Sharma
Director
DIN-08129100

Place : New Delhi
Date : 13 May 2019

NAYAS PROJECTS PRIVATE LIMITED
BALANCE SHEET AS AT 31 MARCH 2019
(Amount in Rupees, unless otherwise stated)

| | Notes | 31 March 2019 | 31 March 2018 |
|--|-------|---------------------|---------------------|
| ASSETS | | | |
| Current assets | | | |
| Inventories | | | |
| Financial assets | 4 | 66,582,419 | 281,163,661 |
| Cash and cash equivalents | 5 | 24,821 | 20,352 |
| Other current assets | 6 | 22,317,758 | 20,787,035 |
| Total assets | | 88,924,998 | 301,971,048 |
| EQUITY AND LIABILITIES | | | |
| Equity | | | |
| Equity share capital | 7 | 100,000 | 100,000 |
| Other equity | 8 | (39,529,580) | (39,482,666) |
| Total equity | | (39,429,580) | (39,382,666) |
| LIABILITIES | | | |
| Current liabilities | | | |
| Financial liabilities | | | |
| Trade payables | | | |
| -total outstanding dues of micro and small enterprises | 9 | - | - |
| -total outstanding dues other than micro and small enterprises | | 89,367,151 | 5,310 |
| Other current liabilities | 10 | 38,987,427 | 341,348,404 |
| Total liabilities | | 128,354,578 | 341,353,714 |
| Total equity and liabilities | | 88,924,998 | 301,971,048 |
| Summary of significant accounting policies | 3 | | |

The accompanying notes are an integral part of the financial statements.

As per our report of even date

For MNV & CO.
Firm Reg. No. 0236824
Chartered Accountants
Vikram Suri
Partner
Membership No.: 505887

For and on behalf of the Board of Directors of
NAYAS PROJECTS PRIVATE LIMITED

Mayank Sharma
Director
DIN-98129100

Kamal Bajaj
Director
DIN-06713913

Place : New Delhi
Date : 13 May 2019

NAYAS PROJECTS PRIVATE LIMITED
STATEMENT OF PROFIT AND LOSS FOR THE YEAR ENDED 31 MARCH 2019
(Amount in Rupees, unless otherwise stated)

| Particulars | Notes | 31 March 2019 | 31 March 2018 |
|---|-------|-----------------|---------------------|
| Revenue | | - | - |
| Total Income | | - | - |
| EXPENSES | | | |
| Finance costs | 11 | 36,043 | 664 |
| Other expenses | 12 | 10,871 | 38,120,424 |
| Total Expenses | | 46,914 | 38,121,088 |
| Profit/(Loss) before tax | | (46,914) | (38,121,088) |
| Tax expense: | | | |
| Current tax | | - | - |
| Profit/(Loss) for the year | | (46,914) | (38,121,088) |
| Other comprehensive income | | - | - |
| Total other comprehensive income for the year, net of tax | | - | - |
| Total comprehensive income/(loss) for the year, net of tax | | (46,914) | (38,121,088) |
| Earnings per equity share: | 13 | | |
| Basic (Rs.) | | (4.69) | (3,812.11) |
| Diluted (Rs.) | | (4.69) | (3,812.11) |

Summary of significant accounting policies 3

The accompanying notes are an integral part of the financial statements.

As per our report of even date

For MNV & CO.

Firm Reg. No.: 023682M

Chartered Accountants

Vikram Suri

Partner

Membership No.: 505887

Place : New Delhi

Date : 13 May 2019

For and on behalf of the Board of Directors of
NAYAS PROJECTS PRIVATE LIMITED


Mayank Sharma
Director
DIN-08129100


Kamal Bajaj
Director
DIN-06713913

NETTLE PROPBUILD PRIVATE LIMITED
BALANCE SHEET AS AT 31 MARCH 2019
(Amount in rupees, unless otherwise stated)

ASSETS

Current assets

| |
|---------------------------|
| Inventories |
| Financial assets |
| Cash and cash equivalents |
| Other financial assets |
| Total Assets |

| Notes | As at 31 March 2019 | As at 31 March 2018 |
|-------|------------------------|------------------------|
| 4 | 59,059,773 | 59,059,773 |
| 5 | 20,733 | 18,821 |
| 6 | 280,231 | 280,231 |
| | 59,360,737 | 59,358,825 |

EQUITY AND LIABILITIES

Equity

| |
|----------------------|
| Equity share capital |
| Other equity |
| Total equity |

| | | |
|---|------------------|------------------|
| 7 | 100,000 | 100,000 |
| 8 | (328,909) | (319,399) |
| | (228,909) | (219,399) |

LIABILITIES

Current liabilities

| |
|--|
| Financial liabilities |
| Trade payables |
| -total outstanding dues of micro and small enterprises |
| -total outstanding dues other than micro and small enterprises |
| Other current liabilities |
| Total liabilities |

| | | |
|----|-------------------|-------------------|
| 9 | - | - |
| | 11,301 | 5,310 |
| 10 | 59,578,345 | 59,572,914 |
| | 59,589,646 | 59,578,224 |

Total Equity and Liabilities

| | | |
|--|-------------------|-------------------|
| | 59,360,737 | 59,358,825 |
|--|-------------------|-------------------|

Summary of significant accounting policies

3

The accompanying notes are an integral part of the financial statements.

As per our report of even date

For Rajeev & Ajay
Firm registration No : 009977N
Chartered Accountants

Ajay Sachdeva
Partner
Membership No. : 084302



Place : New Delhi
Date : 13 May 2019

For and on behalf of the Board of Directors of
NETTLE PROPBUILD PRIVATE LIMITED

Mayank Sharma
Director
DIN-08129100

Kamal Bajaj
Director
DIN-06713913

NETTLE PROPBUILD PRIVATE LIMITED
STATEMENT OF PROFIT AND LOSS FOR THE YEAR ENDED 31 MARCH 2019
(Amount in rupees, unless otherwise stated)

| Particulars | Notes | 31 March 2019 | 31 March 2018 |
|--|-------|----------------|----------------|
| Revenue | | - | - |
| Total Income (I) | | - | - |
| EXPENSES | | | |
| Finance costs | 11 | 89 | 89 |
| Other expenses | 12 | 9,421 | 6,986 |
| Total Expenses (II) | | 9,510 | 7,075 |
| (Loss) before tax from continuing operations (I-II) | | (9,510) | (7,075) |
| Tax expense: | | | |
| Current tax | | - | - |
| (Loss) for the year from continuing operations | | (9,510) | (7,075) |
| Other comprehensive income | | - | - |
| Total other comprehensive income for the year, net of tax | | - | - |
| Total comprehensive (loss) for the year, net of tax | | (9,510) | (7,075) |
| Earnings per equity share: | 13 | | |
| (1) Basic | | (0.95) | (0.71) |
| (2) Diluted | | (0.95) | (0.71) |

Summary of significant accounting policies

3

The accompanying notes are an integral part of the financial statements.

As per our report of even date

For Rajeev & Ajay
Firm registration No : 009977N
Chartered Accountants

Ajay Sachdeva
Partner
Membership No. : 084302



For and on behalf of the Board of Directors of
NETTLE PROPBUILD PRIVATE LIMITED

Mayank Sharma
Director
DIN-08129100

Kamal Bajaj
Director
DIN-06713913

Place : New Delhi
Date : 13 May 2019

NEWT PROPBUILD PRIVATE LIMITED
BALANCE SHEET AS AT 31 MARCH 2019
(Amount in rupees, unless otherwise stated)

ASSETS

Current assets

| |
|---------------------------|
| Inventories |
| Financial assets |
| Cash and cash equivalents |
| Other financial assets |
| Total Assets |

| Notes | As at 31 March 2019 | As at 31 March 2018 |
|-------|------------------------|------------------------|
| 4 | 20,713,380 | 20,713,380 |
| 5 | 20,316 | 18,404 |
| 6 | 1,417,641 | 1,417,641 |
| | 22,151,337 | 22,149,425 |

EQUITY AND LIABILITIES

Equity

| |
|----------------------|
| Equity share capital |
| Other equity |
| Total equity |

| | | |
|---|------------------|------------------|
| 7 | 100,000 | 100,000 |
| 8 | (277,133) | (268,559) |
| | (177,133) | (168,559) |

LIABILITIES

Current liabilities

| |
|--|
| Financial liabilities |
| Trade payables |
| -total outstanding dues of micro and small enterprises |
| -total outstanding dues other than micro and small enterprises |
| Other current liabilities |
| Total liabilities |

| | | |
|----|-------------------|-------------------|
| 9 | - | - |
| | 11,301 | 5,310 |
| 10 | 22,317,169 | 22,312,674 |
| | 22,328,470 | 22,317,984 |
| | 22,151,337 | 22,149,425 |

Total Equity and Liabilities

Summary of significant accounting policies

3

The accompanying notes are an integral part of the financial statements.

As per our report of even date

For Rajeev & Ajay
Firm registration No : 009977N
Chartered Accountants

Ajay Sachdeva
Partner
Membership No. : 084302



For and on behalf of the Board of Directors of
NEWT PROPBUILD PRIVATE LIMITED

Kalyan Biswas
Director
DIN-08411388

Mayank Sharma
Director
DIN-8129100

Place : New Delhi
Date : 13 May 2019

NEWT PROPBUILD PRIVATE LIMITED
STATEMENT OF PROFIT AND LOSS FOR THE YEAR ENDED 31 MARCH 2019
(Amount in rupees, unless otherwise stated)

| Particulars | Notes | 31 March 2019 | 31 March 2018 |
|--|-------|----------------|----------------|
| Revenue | | - | - |
| Total Income (I) | | - | - |
| EXPENSES | | | |
| Finance costs | 11 | 89 | 89 |
| Other expenses | 12 | 8,485 | 6,985 |
| Total Expenses (II) | | 8,574 | 7,074 |
| (Loss) before tax from continuing operations (I-II) | | (8,574) | (7,074) |
| Tax expense: | | | |
| Current tax | | - | - |
| (Loss) for the year from continuing operations | | (8,574) | (7,074) |
| Other comprehensive income | | - | - |
| Total other comprehensive income for the year, net of tax | | - | - |
| Total comprehensive (loss) for the year, net of tax | | (8,574) | (7,074) |
| Earnings per equity share: | 13 | | |
| (1) Basic | | (0.86) | (0.71) |
| (2) Diluted | | (0.86) | (0.71) |

Summary of significant accounting policies

3

The accompanying notes are an integral part of the financial statements.

As per our report of even date

For Rajeev & Ajay
Firm registration No : 009977N
Chartered Accountants

Ajay Sachdeva
Partner
Membership No. : 084302



For and on behalf of the Board of Directors of
NEWT PROPBUILD PRIVATE LIMITED

Kalyan Biswas
Director
DIN-08411388

Mayank Sharma
Director
DIN-8129100

Place : New Delhi
Date : 13 May 2019

NIPPER PROPBUILD PRIVATE LIMITED
BALANCE SHEET AS AT 31 MARCH 2019
(Amount in Rupees, unless otherwise stated)

| | Notes | As at 31 March 2019 | As at 31 March 2018 |
|--|-------|------------------------|------------------------|
| ASSETS | | | |
| Current assets | | | |
| Inventories | 4 | 47,116,335 | 73,910,771 |
| Financial assets | | | |
| Cash and cash equivalents | 5 | 63,318 | 18,062 |
| Other financial assets | 6 | 6,524,797 | 18,303,281 |
| Other current assets | 7 | 2,002,634 | 306,532 |
| Total Assets | | 55,707,084 | 92,538,646 |
| EQUITY AND LIABILITIES | | | |
| Equity | | | |
| Equity share capital | 8 | 100,000 | 100,000 |
| Other equity | 9 | (276,134) | (265,323) |
| Total equity | | (176,134) | (165,323) |
| LIABILITIES | | | |
| Current liabilities | | | |
| Financial liabilities | | | |
| Trade payables | 10 | | |
| -total outstanding dues of micro and small enterprises | | | |
| -total outstanding dues other than micro and small enterprises | | 11,300 | 5,310 |
| Other current liabilities | 11 | 55,871,918 | 92,698,659 |
| Total liabilities | | 55,883,218 | 92,703,969 |
| Total Equity and Liabilities | | 55,707,084 | 92,538,646 |
| Summary of significant accounting policies | 3 | | |

The accompanying notes are an integral part of the financial statements.

As per our report of even date

For Rajeev & Ajay
Firm registration No. 009977N
Chartered Accountants

Ajay Sachdeva
Partner
Membership No. 088302

For and on behalf of the Board of Directors of
NIPPER PROPBUILD PRIVATE LIMITED

Lalun Prasad Singh
Director
DIN-08129091

Yashpal Saun
Director
DIN-08385668

Place : New Delhi
Date : 13 May 2019

NIPPER PROPBUILD PRIVATE LIMITED
STATEMENT OF PROFIT AND LOSS FOR THE YEAR ENDED 31 MARCH 2019
(Amount in Rupees, unless otherwise stated)

| Particulars | Notes | 31 March 2019 | 31 March 2018 |
|--|-------|-------------------|----------------|
| Other Income | 12 | 16,961,016 | - |
| Total Income (I) | | 16,961,016 | - |
| EXPENSES | | | |
| Finance costs | 13 | 142 | 89 |
| Other expenses | 14 | 16,971,685 | 7,921 |
| Total Expenses (II) | | 16,971,827 | 8,010 |
| Profit/(Loss) before tax from continuing operations (I-II) | | (10,811) | (8,010) |
| Tax expense: | | | |
| Current Tax | | - | - |
| Profit/(Loss) for the year from continuing operations | | (10,811) | (8,010) |
| Other Comprehensive Income | | - | - |
| Total other comprehensive income for the year, net of tax | | - | - |
| Total comprehensive income/(loss) for the year, net of tax | | (10,811) | (8,010) |
| Earnings per equity share (computed on the basis of profit/(loss) for the year): | 15 | | |
| (1) Basic | | (1.08) | (0.80) |
| (2) Diluted | | (1.08) | (0.80) |
| Summary of significant accounting policies | 3 | | |

The accompanying notes are an integral part of the financial statements.

As per our report of even date

For Rajeev & Ajay
Firm registration No : 009977N
Chartered Accountants


Ajay Sachdeva
Partner
Membership No. : 084302

Place : New Delhi
Date : 13 May 2019

For and on behalf of the Board of Directors of
NIPPER PROPBUILD PRIVATE LIMITED


Lalun Prasad Singh
Director
DIN-08129091


Yashpal Saun
Director
DIN-08385668

NISHKARSH ESTATES PRIVATE LIMITED
BALANCE SHEET AS AT 31 MARCH 2019
(Amount in rupees, unless otherwise stated)

| | Notes | As at 31 March 2019 | As at 31 March 2018 |
|--|-------|------------------------|------------------------|
| ASSETS | | | |
| Current assets | | | |
| Inventories | 4 | 132,235,697 | 132,235,697 |
| Financial assets | | | |
| Cash and cash equivalents | 5 | 16,582 | 17,100 |
| Total Assets | | 132,252,279 | 132,252,797 |
| EQUITY AND LIABILITIES | | | |
| Equity | | | |
| Equity share capital | 6 | 1,000,000 | 1,000,000 |
| Other equity | 7 | (435,034) | (403,313) |
| Total equity | | 564,966 | 596,687 |
| LIABILITIES | | | |
| Current liabilities | | | |
| Financial liabilities | | | |
| Trade payables | 8 | - | - |
| -total outstanding dues of micro and small enterprises | | 5,899 | 5,310 |
| -total outstanding dues other than micro and small enterprises | | - | - |
| Other current liabilities | 9 | 131,681,414 | 131,650,800 |
| Total liabilities | | 131,687,313 | 131,656,110 |
| Total Equity and Liabilities | | 132,252,279 | 132,252,797 |

Summary of significant accounting policies

3

The accompanying notes are an integral part of the financial statements.

As per our report of even date

For MNV & CO.
Firm Reg. No. 10624
Chartered Accountants
CHARTERED
ACCOUNTANTS
NEW DELHI
Partner
Membership No.: 505887

For and on behalf of the Board of Directors of
NISHKARSH ESTATES PRIVATE LIMITED

Meda Aswini
Director
DIN-08394637

Kamal Bajaj
Director
DIN-06713913

Place : New Delhi
Date : 13 May 2019

NISHKARSH ESTATES PRIVATE LIMITED
STATEMENT OF PROFIT AND LOSS FOR THE YEAR ENDED 31 MARCH 2019
(Amount in rupees, unless otherwise stated)

| Particulars | Notes | 31 March 2019 | 31 March 2018 |
|--|-------|---------------|---------------|
| Revenue | | - | - |
| Total Income | | - | - |
| EXPENSES | | | |
| Finance costs | 10 | 118 | 89 |
| Other expenses | 11 | 31,603 | 15,383 |
| Total Expenses | | 31,721 | 15,472 |
| (Loss) before tax from continuing operations | | (31,721) | (15,472) |
| Tax expense: | | | |
| Current tax | | - | - |
| (Loss) for the year from continuing operations | | (31,721) | (15,472) |
| Other comprehensive income | | - | - |
| Total other comprehensive income for the year, net of tax | | - | - |
| Total comprehensive income/(loss) for the year, net of tax | | (31,721) | (15,472) |
| Earnings per equity share: | 12 | | |
| (1) Basic | | (0.32) | (0.15) |
| (2) Diluted | | (0.32) | (0.15) |

Summary of significant accounting policies

3

The accompanying notes are an integral part of the financial statements.

As per our report of even date

For MNV & CO.
Firm Reg. No. 04368N
Chartered Accountants

Vijayant Singh
Partner
Membership No.: 505887

For and on behalf of the Board of Directors of
NISHKARSH ESTATES PRIVATE LIMITED


Meda Aswini
Director
DIN-08394637


Kamal Bajaj
Director
DIN- 06713913

Place : New Delhi
Date : 13 May 2019

NOTCH PROPBUILD PRIVATE LIMITED
BALANCE SHEET AS AT 31 MARCH 2019
(Amount in Rupees, unless otherwise stated)

| | Notes | As at 31 March 2019 | As at 31 March 2018 |
|--|-------|------------------------|------------------------|
| ASSETS | | | |
| Current assets | | | |
| Inventories | 4 | 75,604,427 | 79,818,272 |
| Financial assets | | | |
| Cash and cash equivalents | 5 | 23,869 | 16,893 |
| Other financial assets | 6 | 11,359,203 | 105,147,590 |
| Other current assets | | 9,948,312 | - |
| | | <u>96,935,811</u> | <u>184,982,755</u> |
| Total Assets | | <u>96,935,811</u> | <u>184,982,755</u> |
| EQUITY AND LIABILITIES | | | |
| Equity | | | |
| Equity share capital | 7 | 100,000 | 100,000 |
| Other equity | 8 | | |
| Retained earnings | | (487,192) | (476,599) |
| Total equity | | <u>(387,192)</u> | <u>(376,599)</u> |
| LIABILITIES | | | |
| Current liabilities | | | |
| Financial liabilities | | | |
| Trade payables | 9 | | |
| -total outstanding dues of micro and small enterprises | | - | - |
| -total outstanding dues other than micro and small enterprises | | 11,300 | 5,310 |
| Other current liabilities | 10 | 97,311,703 | 185,354,044 |
| Total liabilities | | <u>97,323,003</u> | <u>185,359,354</u> |
| Total Equity and Liabilities | | <u>96,935,811</u> | <u>184,982,755</u> |

Summary of significant accounting policies 3

The accompanying notes are an integral part of the financial statements.

As per our report of even date

For Rajeev & Ajay
Firm registration No : 009977N
Chartered Accountants

Ajay Sachdeva
Partner
Membership No. : 084388



For and on behalf of the Board of Directors of
NOTCH PROPBUILD PRIVATE LIMITED

Vijay Garg
Director
DIN-08129147

8

Kamal Bajaj
Director
DIN-06713913

Place : New Delhi
Date : 13 May 2019

NOTCH PROPBUILD PRIVATE LIMITED
STATEMENT OF PROFIT AND LOSS FOR THE YEAR ENDED 31 MARCH 2019
(Amount in Rupees, unless otherwise stated)

| Particulars | Notes | 31 March 2019 | 31 March 2018 |
|--|----------|-------------------|-----------------|
| Other Income | 11 | 99,483,137 | - |
| Total Income (I) | | 99,483,137 | - |
| EXPENSES | | | |
| Finance costs | 12 | 236 | 89 |
| Other expenses | 13 | 99,493,494 | 14,636 |
| Total Expenses (II) | | 99,493,730 | 14,724 |
| Profit/(Loss) before tax from continuing operations (I-II) | | (10,593) | (14,724) |
| Tax expense: | | | |
| Current Tax | | - | - |
| Profit/(Loss) for the year from continuing operations | | (10,593) | (14,724) |
| Other Comprehensive Income | | - | - |
| Total other comprehensive income for the year, net of tax | | - | - |
| Total comprehensive income/(loss) for the year, net of tax | | (10,593) | (14,724) |
| Earnings per equity share (computed on the basis of profit/(loss) for the year): | 14 | | |
| (1) Basic | | (1.06) | (1.47) |
| (2) Diluted | | (1.06) | (1.47) |
| Summary of significant accounting policies | 3 | | |

The accompanying notes are an integral part of the financial statements.

As per our report of even date

For Rajeev & Ajay
Firm registration No : 009977N
Chartered Accountants

Ajay Sachdeva
Partner
Membership No. : 084308



For and on behalf of the Board of Directors of
NOTCH PROPBUILD PRIVATE LIMITED

Vijay Garg
Director
DIN-08129147

Kamal Bajaj
Director
DIN-06713913

Place : New Delhi
Date : 13 May 2019

PANSY BUILDCONS PRIVATE LIMITED
BALANCE SHEET AS AT 31 MARCH 2019
(Amount in rupees, unless otherwise stated)

| | Notes | As at 31 March 2019 | As at 31 March 2018 |
|--|-------|------------------------|------------------------|
| ASSETS | | | |
| Current assets | | | |
| Financial assets | | | |
| Cash and cash equivalents | 4 | 56,829 | 17,359 |
| Other financial assets | 5 | 33,440,089 | 33,973,994 |
| Other current assets | 6 | - | - |
| Total Assets | | 33,496,918 | 33,991,353 |
| EQUITY AND LIABILITIES | | | |
| Equity | | | |
| Equity share capital | 7 | 200,000 | 200,000 |
| Other equity | 8 | 33,258,618 | 33,745,683 |
| Total equity | | 33,458,618 | 33,945,683 |
| LIABILITIES | | | |
| Current liabilities | | | |
| Financial liabilities | | | |
| Trade payables | 9 | - | - |
| -total outstanding dues of micro and small enterprises | | - | - |
| -total outstanding dues other than micro and small enterprises | | 38,300 | 5,310 |
| Other current liabilities | 10 | - | 40,360 |
| Total liabilities | | 38,300 | 45,670 |
| Total Equity and Liabilities | | 33,496,918 | 33,991,353 |

Summary of significant accounting policies

3

The accompanying notes are an integral part of the financial statements.

As per our report of even date

For Rajeev & Ajay
Firm registration No : 009977N
Chartered Accountants

Ajay Sachdeva
Ajay Sachdeva
Partner
Membership No. : 084302



For and on behalf of the Board of Directors of
PANSY BUILDCONS PRIVATE LIMITED

Korada Bhavaniprasad
Korada Bhavaniprasad
Director
DIN-08129240

Gaurav Seth
Gaurav Seth
Director
DIN-08129148

Place : New Delhi
Date : 13 May 2019

PANSY BUILDCONS PRIVATE LIMITED
STATEMENT OF PROFIT AND LOSS FOR THE YEAR ENDED 31 MARCH 2019
(Amount in rupees, unless otherwise stated)

| Particulars | Notes | 31 March 2019 | 31 March 2018 |
|--|-------|---------------|---------------|
| Other income | | - | - |
| Total Income (I) | | - | - |
| EXPENSES | | | |
| Finance costs | 11 | - | 89 |
| Other expenses | 12 | 487,065 | 24,946 |
| Total Expenses (II) | | 487,065 | 25,035 |
| (Loss) before tax from continuing operations (I-II) | | (487,065) | (25,035) |
| Tax expense: | | | |
| Current tax | | - | - |
| (Loss) for the year from continuing operations | | (487,065) | (25,035) |
| Other comprehensive income | | - | - |
| Total other comprehensive income for the year, net of tax | | - | - |
| Total comprehensive (loss) for the year, net of tax | | (487,065) | (25,035) |
| Earnings per equity share: | 13 | | |
| (1) Basic | | (24.35) | (1.25) |
| (2) Diluted | | (24.35) | (1.25) |

Summary of significant accounting policies

3

The accompanying notes are an integral part of the financial statements.

As per our report of even date

For Rajeev & Ajay
Firm registration No : 009977M
Chartered Accountants

Ajay Sachdeva
Partner
Membership No. : 084302



For and on behalf of the Board of Directors of
PANSY BUILDCONS PRIVATE LIMITED

Korada Bhavaniprasad
Director
DIN-08129240

Gaurav Seth
Director
DIN-08129148

Place : New Delhi
Date : 13 May 2019

PAVING PROPBUILD PRIVATE LIMITED
BALANCE SHEET AS AT 31 MARCH 2019
(Amount in rupees, unless otherwise stated)

ASSETS

Current assets

Inventories
Financial assets
Cash and cash equivalents

Total Assets

EQUITY AND LIABILITIES

Equity

Equity share capital
Other equity
Total equity

LIABILITIES

Current liabilities

Financial liabilities
Trade payables
-total outstanding dues of micro and small enterprises
-total outstanding dues other than micro and small enterprises
Other current liabilities
Total liabilities

Total Equity and Liabilities

Summary of significant accounting policies

The accompanying notes are an integral part of the financial statements.

As per our report of even date

For Rajeev & Ajay
Firm registration No : 009977N
Chartered Accountants

Ajay Sachdeva
Partner
Membership No. : 084302



Place : New Delhi
Date : 13 May 2019

| Notes | As at 31 March 2019 | As at 31 March 2018 |
|-------|------------------------|------------------------|
| | | |
| 4 | 5,077,290 | 5,077,290 |
| 5 | 20,066 | 18,154 |
| | 5,097,356 | 5,095,444 |
| | | |
| 6 | 100,000 | 100,000 |
| 7 | (1,145,443) | (1,134,789) |
| | (1,045,443) | (1,034,789) |
| | | |
| 8 | | |
| | 11,301 | 5,310 |
| 9 | 6,131,498 | 6,124,923 |
| | 6,142,799 | 6,130,233 |
| | | |
| | 5,097,356 | 5,095,444 |
| 3 | | |

For and on behalf of the Board of Directors of
PAVING PROPBUILD PRIVATE LIMITED

Kamal Bajaj
Kamal Bajaj
Director
DIN-06713913

Lalita Kumar Sahoo
Lalita Kumar Sahoo
Director
DIN-08396540

PAVING PROPBUILD PRIVATE LIMITED
STATEMENT OF PROFIT AND LOSS FOR THE YEAR ENDED 31 MARCH 2019
(Amount in rupees, unless otherwise stated)

| Particulars | Notes | 31 March 2019 | 31 March 2018 |
|--|-------|-----------------|------------------|
| Revenue | 10 | - | 8,125 |
| Total Income (I) | | - | 8,125 |
| EXPENSES | | | |
| Finance costs | 11 | 89 | 89 |
| Other expenses | 12 | 10,565 | 884,160 |
| Total Expenses (II) | | 10,654 | 884,249 |
| (Loss) before tax from continuing operations (I-II) | | (10,654) | (876,124) |
| Tax expense: | | | |
| Current tax | | - | - |
| (Loss) for the year from continuing operations | | (10,654) | (876,124) |
| Other comprehensive income | | - | - |
| Total other comprehensive income for the year, net of tax | | - | - |
| Total comprehensive (loss) for the year, net of tax | | (10,654) | (876,124) |
| Earnings per equity share: | 13 | | |
| (1) Basic | | (1.07) | (87.61) |
| (2) Diluted | | (1.07) | (87.61) |

Summary of significant accounting policies

3

The accompanying notes are an integral part of the financial statements.

As per our report of even date

For Rajeev & Ajay
Firm registration No : 009977N
Chartered Accountants

Ajay Sachdeva
Partner
Membership No. : 084302



For and on behalf of the Board of Directors of
PAVING PROPBUILD PRIVATE LIMITED

Kamal Bajaj
Kamal Bajaj
Director
DIN-06713913

Lalita Kumar Sahoo
Lalita Kumar Sahoo
Director
DIN-08396540

Place : New Delhi
Date : 13 May 2019

PERCH CONBUILD PRIVATE LIMITED
STATEMENT OF PROFIT AND LOSS FOR THE YEAR ENDED 31 MARCH 2019
(Amount in rupees, unless otherwise stated)

| Particulars | Notes | 31 March 2019 | 31 March 2018 |
|--|-------|-----------------|----------------|
| Other income | 10 | - | 5,725 |
| Total Income (I) | | - | 5,725 |
| EXPENSES | | | |
| Finance costs | 11 | 89 | 89 |
| Other expenses | 12 | 11,813 | 7,818 |
| Total Expenses (II) | | 11,902 | 7,907 |
| (Loss) before tax from continuing operations (I-II) | | (11,902) | (2,182) |
| Tax expense: | | | |
| Current tax | | - | - |
| (Loss) for the year from continuing operations | | (11,902) | (2,182) |
| Other comprehensive income | | - | - |
| Total other comprehensive income for the year, net of tax | | - | - |
| Total comprehensive (loss) for the year, net of tax | | (11,902) | (2,182) |
| Earnings per equity share: | 13 | | |
| (1) Basic | | (1.19) | (0.22) |
| (2) Diluted | | (1.19) | (0.22) |

Summary of significant accounting policies 3

The accompanying notes are an integral part of the financial statements.

As per our report of even date

For Rajeev & Ajay
Firm registration No : 009977N
Chartered Accountants

Ajay Sachdeva
Partner
Membership No. : 084302



For and on behalf of the Board of Directors of
PERCH CONBUILD PRIVATE LIMITED

Navneet Kaur
Director
DIN-08324165

Sudesh Pal Singh
Director
DIN-01888151

Place : New Delhi
Date : 13 May 2019

PERCH CONBUILD PRIVATE LIMITED
CASH FLOW STATEMENT FOR THE YEAR ENDED 31 MARCH 2019
(Amount in rupees, unless otherwise stated)

| Particulars | 31 March 2019 | 31 March 2018 |
|---|----------------------|----------------------|
| Operating activities: | | |
| (Loss) before tax from continuing operations | (11,902) | (2,182) |
| | (11,902) | (2,182) |
| <i>Working capital adjustments :</i> | | |
| Increase/(decrease) in trade payables | 5,991 | (6,165) |
| Increase in other current liabilities | 7,199 | 16,358 |
| Net increase in working capital | 13,190 | 10,193 |
| Income tax | - | - |
| Net cash flow from operating activities | 1,288 | 8,011 |
| Investing activities: | | |
| Net cash flows from/(used in) investing activities | - | - |
| Financing activities: | | |
| Net cash generated/(used) in financing activities | - | - |
| Net change in cash & cash equivalents | 1,288 | 8,011 |
| Cash & cash equivalents as at end of the year | 19,402 | 18,114 |
| Cash & cash equivalents as at the beginning of year | 18,114 | 10,103 |
| Components of cash and cash equivalents | 31 March 2019 | 31 March 2018 |
| With banks | | |
| - on current accounts | 19,402 | 18,114 |
| Total cash and cash equivalents | 19,402 | 18,114 |

Summary of significant accounting policies

3

The accompanying notes are an integral part of the financial statements.

As per our report of even date

For Rajeev & Ajay
Firm registration No : 009977N
Chartered Accountants

Ajay Sachdeva
Partner
Membership No. : 084302



For and on behalf of the Board of Directors of
PERCH CONBUILD PRIVATE LIMITED

Navneet Kaur
Director
DIN-08324165

Sudesh Pal Singh
Director
DIN-01888151

Place : New Delhi
Date : 13 May 2019

PERPETUAL REALTORS PRIVATE LIMITED
BALANCE SHEET AS AT 31 MARCH 2019
(Amount in rupees, unless otherwise stated)

| | Notes | As at 31 March 2019 | As at 31 March 2018 |
|--|-------|------------------------|------------------------|
| ASSETS | | | |
| Current assets | | | |
| Inventories | 4 | 107,227,869 | 107,227,869 |
| Financial assets | | | |
| Cash and cash equivalents | 5 | 25,604 | 30,754 |
| Total assets | | 107,253,473 | 107,258,623 |
| EQUITY AND LIABILITIES | | | |
| Equity | | | |
| Equity share capital | 6 | 100,000 | 100,000 |
| Other equity | 7 | (421,064) | (409,461) |
| Total equity | | (321,064) | (309,461) |
| LIABILITIES | | | |
| Current liabilities | | | |
| Financial liabilities | | | |
| Trade payables | 8 | - | - |
| -total outstanding dues of micro and small enterprises | | - | - |
| -total outstanding dues other than micro and small enterprises | | 5,899 | 30,059 |
| Other current liabilities | 9 | 107,568,638 | 107,538,025 |
| Provisions | 10 | - | - |
| Total liabilities | | 107,574,537 | 107,568,084 |
| Total equity and liabilities | | 107,253,473 | 107,258,623 |

Summary of significant accounting policies

The accompanying notes are an integral part of the financial statements.

As per our report of even date

For MNV & CO.
Firm Reg. No.: 023682N
Chartered Accountants

Vijant Suri
Partner
Membership No.: 505887

Place : New Delhi
Date : 13 May 2019

For and on behalf of the Board of Directors of
PERPETUAL REALTORS PRIVATE LIMITED

Dhiraj Kumar Singh
Director
DIN- 08375395

Manish Kumar
Director
DIN- 08376582

PERPETUAL REALTORS PRIVATE LIMITED
STATEMENT OF PROFIT AND LOSS FOR THE YEAR ENDED 31 MARCH 2019
(Amount in rupees, unless otherwise stated)

| Particulars | Notes | 31 March 2019 | 31 March 2018 |
|--|-------|---------------|---------------|
| Revenue | | - | - |
| Total Income | | - | - |
| EXPENSES | | | |
| Finance costs | 11 | - | 102 |
| Other expenses | 12 | 11,603 | 135,645 |
| Total Expenses | | 11,603 | 135,747 |
| (Loss) before tax from continuing operations | | (11,603) | (135,747) |
| Tax expense: | | | |
| Current tax | | - | - |
| (Loss) for the year from continuing operations | | (11,603) | (135,747) |
| Other comprehensive income | | - | - |
| Total other comprehensive income for the year, net of tax | | - | - |
| Total comprehensive (loss) for the year, net of tax | | (11,603) | (135,747) |
| Earnings per equity share: | 13 | | |
| Basic (Rs.) | | (1.16) | (13.57) |
| Diluted (Rs.) | | (1.16) | (13.57) |

Summary of significant accounting policies

3

The accompanying notes are an integral part of the financial statements.

As per our report of even date

For MNV & CO.
Firm Reg. No. 023682M
Chartered Accountants

Vikram Suri
Partner
Membership No.: 505887

For and on behalf of the Board of Directors of
PERPETUAL REALTORS PRIVATE LIMITED

Dhiraj
Dhiraj Kumar Singh
Director
DIN- 08375395

Manish Kumar
Manish Kumar
Director
DIN- 08376582

Place : New Delhi
Date : 13 May 2019

PRAGYA BUILDCON PRIVATE LIMITED
BALANCE SHEET AS AT 31 MARCH 2019
(Amount in rupees, unless otherwise stated)

| | Notes | As at 31 March 2019 | As at 31 March 2018 |
|--|-------|------------------------|------------------------|
| ASSETS | | | |
| Current assets | | | |
| Inventories | 4 | 97,549,943 | 152,703,369 |
| Financial assets | | | |
| Cash and cash equivalents | 5 | 20,214 | 18,302 |
| Other current assets | 6 | - | - |
| Total Assets | | 97,570,157 | 152,721,671 |
| EQUITY AND LIABILITIES | | | |
| Equity | | | |
| Equity share capital | 7 | 100,000 | 100,000 |
| Other equity | 8 | (39,019,527) | (39,008,875) |
| Total equity | | (38,919,527) | (38,908,875) |
| LIABILITIES | | | |
| Current liabilities | | | |
| Financial liabilities | | | |
| Trade payables | 9 | - | - |
| -total outstanding dues of micro and small enterprises | | 87,801 | 81,810 |
| -total outstanding dues other than micro and small enterprises | | - | - |
| Other current liabilities | 10 | 136,401,883 | 191,548,736 |
| Total liabilities | | 136,489,684 | 191,630,546 |
| Total Equity and Liabilities | | 97,570,157 | 152,721,671 |
| Summary of significant accounting policies | | | |
| | 3 | | |

The accompanying notes are an integral part of the financial statements.

As per our report of even date

For Rajeev & Ajay
Firm registration No : 009977N
Chartered Accountants

Ajay Sachdeva
Partner
Membership No. : 084302

Place : New Delhi
Date : 13 May 2019

For and on behalf of the Board of Directors of
PRAGYA BUILDCON PRIVATE LIMITED

Manoj Soni
Director
DIN- 08129479

Mahesh Pal Singh
Director
DIN- 07108963

PRAGYA BUILDCON PRIVATE LIMITED
STATEMENT OF PROFIT AND LOSS FOR THE YEAR ENDED 31 MARCH 2019
(Amount in rupees, unless otherwise stated)

| Particulars | Notes | 31 March 2019 | 31 March 2018 |
|--|-------|-----------------|----------------|
| Revenue | | - | - |
| Total Income (I) | | - | - |
| EXPENSES | | | |
| Finance costs | 11 | 89 | 89 |
| Other expenses | 12 | 10,563 | 8,130 |
| Total Expenses (II) | | 10,652 | 8,219 |
| (Loss) before tax from continuing operations (I-II) | | (10,652) | (8,219) |
| Tax expense: | | | |
| Current tax | | - | - |
| (Loss) for the year from continuing operations | | (10,652) | (8,219) |
| Other comprehensive income | | - | - |
| Total other comprehensive income for the year, net of tax | | - | - |
| Total comprehensive (loss) for the year, net of tax | | (10,652) | (8,219) |
| Earnings per equity share: | 13 | | |
| (1) Basic | | (1.07) | (0.82) |
| (2) Diluted | | (1.07) | (0.82) |

Summary of significant accounting policies 3

The accompanying notes are an integral part of the financial statements.

As per our report of even date


For Rajeev & Ajay
Firm registration No : 009977N
Chartered Accountants

Ajay Sachdeva
Partner
Membership No. 084302



For and on behalf of the Board of Directors of
PRAGYA BUILDCON PRIVATE LIMITED


Mahoj Soni
Director
DIN- 08129479


Mahesh Pal Singh
Director
DIN- 07108963

Place : New Delhi
Date : 13 May 2019

PRATHAM PROMOTERS PRIVATE LIMITED
BALANCE SHEET AS AT 31 MARCH 2019
(Amount in rupees, unless otherwise stated)

ASSETS

Current assets

Financial assets

Cash and cash equivalents

Total Assets

EQUITY AND LIABILITIES

Equity

Equity share capital

Other equity

Total equity

LIABILITIES

Current liabilities

Financial liabilities

Trade payables

-total outstanding dues of micro and small enterprises

-total outstanding dues other than micro and small enterprises

Other financial liabilities

Other current liabilities

Total liabilities

Total Equity and Liabilities

Summary of significant accounting policies

The accompanying notes are an integral part of the financial statements.

As per our report of even date

For Rajeev & Ajay

Firm registration No : 009977N

Chartered Accountants

Ajay Sachdeva

Partner

Membership No. : 084302

Place : New Delhi

Date : 13 May 2019



| Notes | As at 31 March 2019 | As at 31 March 2018 |
|-------|------------------------|------------------------|
| | | |
| 4 | 24,525 | 18,713 |
| | 24,525 | 18,713 |
| | | |
| 5 | 1,000,000 | 1,000,000 |
| 6 | (1,024,494) | (1,010,515) |
| | (24,494) | (10,515) |
| | | |
| 7 | - | - |
| | 11,301 | 5,311 |
| 8 | 5,901 | - |
| 9 | 31,817 | 23,917 |
| | 49,019 | 29,228 |
| | | |
| | 24,525 | 18,713 |

3

For and on behalf of the Board of Directors of
PRATHAM PROMOTERS PRIVATE LIMITED

Deepak Jain
Deepak Jain
Director
DIN- 08129166

Miranjan Kumar Jha
Miranjan Kumar Jha
Director
DIN- 08376638

PRATHAM PROMOTERS PRIVATE LIMITED
STATEMENT OF PROFIT AND LOSS FOR THE YEAR ENDED 31 MARCH 2019
(Amount in rupees, unless otherwise stated)

| Particulars | Notes | 31 March 2019 | 31 March 2018 |
|--|-------|-----------------|-----------------|
| Revenue | | - | - |
| Total Income (I) | | - | - |
| EXPENSES | | | |
| Finance costs | 10 | 89 | 89 |
| Other expenses | 11 | 13,890 | 29,566 |
| Total Expenses (II) | | 13,979 | 29,655 |
| (Loss) before tax from continuing operations (I-II) | | (13,979) | (29,655) |
| Tax expense: | | | |
| Current tax | | - | - |
| (Loss) for the year from continuing operations | | (13,979) | (29,655) |
| Other comprehensive income | | - | - |
| Total other comprehensive income for the year, net of tax | | - | - |
| Total comprehensive (loss) for the year, net of tax | | (13,979) | (29,655) |
| Earnings per equity share: | 12 | | |
| (1) Basic | | (0.14) | (0.30) |
| (2) Diluted | | (0.14) | (0.30) |
| Summary of significant accounting policies | 3 | | |

The accompanying notes are an integral part of the financial statements.

As per our report of even date

For Rajeev & Ajay
Firm registration No. 009977N
Chartered Accountants

Ajay Sachdeva
Partner
Membership No. : 084302



For and on behalf of the Board of Directors of
PRATHAM PROMOTERS PRIVATE LIMITED

Deepak Jain
Director
DIN- 08129166

Niranjan Kumar Jha
Director
DIN- 08376638

Place : New Delhi
Date : 13 May 2019

PRATIKSHA BUILDCON PRIVATE LIMITED
BALANCE SHEET AS AT 31 MARCH 2019
(Amount in rupees, unless otherwise stated)

| | Notes | As at 31 March 2019 | As at 31 March 2018 |
|--|-------|------------------------|------------------------|
| ASSETS | | | |
| Current assets | | | |
| Inventories | 4 | 318,866,306 | 318,866,306 |
| Financial assets | | | |
| Cash and cash equivalents | 5 | 14,918 | 18,436 |
| Total Assets | | 318,881,224 | 318,884,742 |
| EQUITY AND LIABILITIES | | | |
| Equity | | | |
| Equity share capital | 6 | 1,000,000 | 1,000,000 |
| Other equity | 7 | (753,274) | (741,968) |
| Total equity | | 246,726 | 258,032 |
| LIABILITIES | | | |
| Current liabilities | | | |
| Financial liabilities | | | |
| Trade payables | 8 | - | - |
| -total outstanding dues of micro and small enterprises | | - | - |
| -total outstanding dues other than micro and small enterprises | | 5,900 | 5,310 |
| Other current liabilities | 9 | 318,628,598 | 318,621,400 |
| Total liabilities | | 318,634,498 | 318,626,710 |
| Total Equity and Liabilities | | 318,881,224 | 318,884,742 |
| Summary of significant accounting policies | 3 | | |

The accompanying notes are an integral part of the financial statements.

As per our report of even date

For MNV & CO.
Firm registration No.: 003682N
Chartered Accountants

Vikrant Suri
Partner
Membership No.: 505887

For and on behalf of the Board of Directors of
PRATIKSHA BUILDCON PRIVATE LIMITED

Ayush Agarwal
Director
DIN-08129153

Narendra Vashisht
Director
DIN- 06713906

Place : New Delhi
Date : 13 May 2019

PRATIKSHA BUILDCON PRIVATE LIMITED
STATEMENT OF PROFIT AND LOSS FOR THE YEAR ENDED 31 MARCH 2019
(Amount in rupees, unless otherwise stated)

| Particulars | Notes | 31 March 2019 | 31 March 2018 |
|--|-------|-----------------|----------------|
| Other income | | - | - |
| Total Income | | - | - |
| EXPENSES | | | |
| Finance costs | 10 | 118 | 89 |
| Other expenses | 11 | 11,188 | 7,713 |
| Total Expenses | | 11,306 | 7,802 |
| (Loss) before tax from continuing operations | | (11,306) | (7,802) |
| Tax expense: | | | |
| Current tax | | - | - |
| (Loss) for the year from continuing operations | | (11,306) | (7,802) |
| Other comprehensive income | | - | - |
| Total other comprehensive income for the year, net of tax | | - | - |
| Total comprehensive (loss) for the year, net of tax | | (11,306) | (7,802) |
| Earnings per equity share: | 12 | | |
| (1) Basic | | (0.11) | (0.08) |
| (2) Diluted | | (0.11) | (0.08) |

Summary of significant accounting policies

3


The accompanying notes are an integral part of the financial statements.

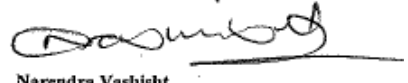
As per our report of even date

For MNV & CO.
Firm registration No. 023682N
Chartered Accountants

Vibrant Suri
Partner
Membership No. 505887

For and on behalf of the Board of Directors of
PRATIKSHA BUILDCON PRIVATE LIMITED


Ayush Agarwal
Director
DIN-08129153


Narendra Vashisht
Director
DIN- 06713906

Place : New Delhi
Date : 13 May 2019

PREZZIE BUILDCON PRIVATE LIMITED
BALANCE SHEET AS AT 31 MARCH 2019
(Amount in Rupees, unless otherwise stated)

| | Notes | As at 31 March 2019 | As at 31 March 2018 |
|--|-------|------------------------|------------------------|
| ASSETS | | | |
| Current assets | | | |
| Inventories | 4 | 9,167,320 | 9,167,320 |
| Financial assets | | | |
| Cash and cash equivalents | 5 | 27,745 | 48,335 |
| Other financial assets | 6 | 180,731 | 461,104 |
| Other current assets | 7 | - | - |
| Total Assets | | 9,375,796 | 9,676,759 |
| EQUITY AND LIABILITIES | | | |
| Equity | | | |
| Equity share capital | 8 | 100,000 | 100,000 |
| Other equity | 9 | (188,183) | (180,946) |
| Total equity | | (88,183) | (80,946) |
| LIABILITIES | | | |
| Current liabilities | | | |
| Financial liabilities | | | |
| Trade payables | 10 | - | - |
| -total outstanding dues of micro and small enterprises | | - | - |
| -total outstanding dues other than micro and small enterprises | | 11,300 | 5,310 |
| Other current liabilities | 11 | 9,452,679 | 9,752,395 |
| Total liabilities | | 9,463,979 | 9,757,705 |
| Total Equity and Liabilities | | 9,375,796 | 9,676,759 |
| Summary of significant accounting policies | 3 | | |

The accompanying notes are an integral part of the financial statements.

As per our report of even date

For Rajeev & Ajay

Firm registration No : 009977N

Chartered Accountants

Ajay Sachdeva

Ajay Sachdeva

Partner

Membership No. : 084302



For and on behalf of the Board of Directors of
PREZZIE BUILDCON PRIVATE LIMITED

Seema Shekher

Seema Shekher

Director

DIN- 08376730

Ravi Bansal

Ravi Bansal

Director

DIN-06719785

8

Place : New Delhi

Date : 13 May 2019

PREZZIE BUILDCON PRIVATE LIMITED
STATEMENT OF PROFIT AND LOSS FOR THE YEAR ENDED 31 MARCH 2019
(Amount in Rupees, unless otherwise stated)

| Particulars | Notes | 31 March 2019 | 31 March 2018 |
|--|-------|----------------|----------------|
| Other income | 12 | - | 1,473 |
| Total Income (I) | | - | 1,473 |
| EXPENSES | | | |
| Finance costs | 13 | - | 89 |
| Other expenses | 14 | 7,237 | 9,688 |
| Total Expenses (II) | | 7,237 | 9,777 |
| Profit/(Loss) before tax from continuing operations (I-II) | | (7,237) | (8,304) |
| Tax expense: | | | |
| Current tax | | - | - |
| Profit/(Loss) for the year from continuing operations | | (7,237) | (8,304) |
| Other Comprehensive Income | | - | - |
| Total other comprehensive income for the year, net of tax | | - | - |
| Total comprehensive income/(loss) for the year, net of tax | | (7,237) | (8,304) |
| Earnings per equity share (computed on the basis of profit/(loss) for the year): | 15 | | |
| (1) Basic | | (0.72) | (0.83) |
| (2) Diluted | | (0.72) | (0.83) |
| Summary of significant accounting policies | 3 | | |

The accompanying notes are an integral part of the financial statements.

As per our report of even date

For Rajeev & Ajay

Firm registration No : 009977N
Chartered Accountants

Ajay Sachdeva
Partner
Membership No. : 084302



For and on behalf of the Board of Directors of
PREZZIE BUILDCON PRIVATE LIMITED

Seema Shekher
Director
DIN- 08376730

Ravi Bansal
Director
DIN-06719785

Place : New Delhi
Date : 13 May 2019

PROGENY BUILDCON PRIVATE LIMITED
BALANCE SHEET AS AT 31 MARCH 2019
(Amount in rupees, unless otherwise stated)

| | Notes | As at 31 March 2019 | As at 31 March 2018 |
|--|-------|------------------------|------------------------|
| ASSETS | | | |
| Current assets | | | |
| Inventories | 4 | 17,610,414 | 17,610,414 |
| Financial assets | | | |
| Cash and cash equivalents | 5 | 24,901 | 17,696 |
| Other current assets | 6 | 1,859,849 | 1,859,849 |
| Total Assets | | 19,495,164 | 19,487,959 |
| EQUITY AND LIABILITIES | | | |
| Equity | | | |
| Equity share capital | 7 | 100,000 | 100,000 |
| Other equity | 8 | (197,667) | (189,806) |
| Total equity | | (97,667) | (89,806) |
| LIABILITIES | | | |
| Current liabilities | | | |
| Financial liabilities | | | |
| Trade payables | 9 | - | - |
| -total outstanding dues of micro and small enterprises | | - | - |
| -total outstanding dues other than micro and small enterprises | | 11,301 | 5,311 |
| Other current liabilities | 10 | 19,581,530 | 19,572,454 |
| Total liabilities | | 19,592,831 | 19,577,765 |
| Total Equity and Liabilities | | 19,495,164 | 19,487,959 |

Summary of significant accounting policies

3

The accompanying notes are an integral part of the financial statements.

As per our report of even date

For Rajeev & Ajay
Firm registration No : 009977N
Chartered Accountants

Ajay Sachdeva
Partner
Membership No. : 084302



For and on behalf of the Board of Directors of
PROGENY BUILDCON PRIVATE LIMITED

Akshat Maheshwari
Director
DIN-07504909

Suman Jain
Director
DIN- 08385675

Place : New Delhi
Date : 13 May 2019

PROGENY BUILDCON PRIVATE LIMITED
STATEMENT OF PROFIT AND LOSS FOR THE YEAR ENDED 31 MARCH 2019
(Amount in rupees, unless otherwise stated)

| Particulars | Notes | 31 March 2019 | 31 March 2018 |
|--|-------|----------------|----------------|
| Revenue | | - | - |
| Total Income (I) | | - | - |
| EXPENSES | | | |
| Finance costs | 11 | - | 89 |
| Other expenses | 12 | 7,861 | 9,064 |
| Total Expenses (II) | | 7,861 | 9,153 |
| (Loss) before tax from continuing operations (I-II) | | (7,861) | (9,153) |
| Tax expense | | | |
| Current tax | | - | - |
| (Loss) for the year from continuing operations | | (7,861) | (9,153) |
| Other comprehensive income | | - | - |
| Total other comprehensive income for the year, net of tax | | - | - |
| Total comprehensive (loss) for the year, net of tax | | (7,861) | (9,153) |
| Earnings per equity share: | 13 | | |
| (1) Basic | | (0.79) | (0.92) |
| (2) Diluted | | (0.79) | (0.92) |

Summary of significant accounting policies

3

The accompanying notes are an integral part of the financial statements.

As per our report of even date

For Rajeev & Ajay
Firm registration No : 009977N
Chartered Accountants

Ajay Sachdeva
Partner
Membership No. : 084302



For and on behalf of the Board of Directors of
PROGENY BUILDCON PRIVATE LIMITED

Arunat Maheshwari
Director
DIN-07504909

Suman Jain
Director
DIN- 08385675

Place : New Delhi
Date : 13 May 2019

- PROSPEROUS CONSTRUCTIONS PRIVATE LIMITED
BALANCE SHEET AS AT 31 MARCH 2019
(Amount in Rupees, unless otherwise stated)

| | Notes | As at 31 March 2019 | As at 31 March 2018 |
|--|-------|------------------------|------------------------|
| ASSETS | | | |
| Current assets | | | |
| Inventories | 4 | 59,114,522 | 127,566,052 |
| Financial assets | | | |
| Cash and cash equivalents | 5 | 15,075 | 18,593 |
| Other financial assets | 6 | 67,720,671 | 67,720,671 |
| Other current assets | 7 | 317,094 | 317,094 |
| Total assets | | 127,167,362 | 195,622,410 |
| EQUITY AND LIABILITIES | | | |
| Equity | | | |
| Equity share capital | 8 | 100,000 | 100,000 |
| Other equity | 9 | (2,291,926) | (2,280,518) |
| Total equity | | (2,191,926) | (2,180,518) |
| LIABILITIES | | | |
| Current liabilities | | | |
| Financial liabilities | | | |
| Trade payables | 10 | - | - |
| -total outstanding dues of micro and small enterprises | | - | - |
| -total outstanding dues other than micro and small enterprises | | 22,100 | 10,406,363 |
| Other current liabilities | 11 | 129,337,188 | 187,396,565 |
| Total liabilities | | 129,359,288 | 197,802,928 |
| Total equity and liabilities | | 127,167,362 | 195,622,410 |

Summary of significant accounting policies

3

The accompanying notes are an integral part of the financial statements.

As per our report of even date

For MNV & CO.
Firm Reg. No.: 023682N
Chartered Accountants


Vikrant Suri
Partner
Membership No.: 505887

For and on behalf of the Board of Directors of
PROSPEROUS CONSTRUCTIONS PRIVATE LIMITED


Rajnish Bhardwaj
Director
DIN- 02220240


Aekta Jain
Director
DIN- 06776771

Place : New Delhi
Date : 13 May 2019

PROSPEROUS CONSTRUCTIONS PRIVATE LIMITED
STATEMENT OF PROFIT AND LOSS FOR THE YEAR ENDED 31 MARCH 2019
(Amount in Rupees, unless otherwise stated)

| Particulars | Notes | 31 March 2019 | 31 March 2018 |
|---|-------|-----------------|-----------------|
| Revenue | | - | - |
| Total Income | | - | - |
| EXPENSES | | | |
| Finance costs | 12 | 118 | 89 |
| Other expenses | 13 | 11,290 | 28,953 |
| Total Expenses | | 11,408 | 29,042 |
| Profit/(Loss) before tax | | (11,408) | (29,042) |
| Tax expense: | | | |
| Current tax | | - | - |
| Profit/(Loss) for the year | | (11,408) | (29,042) |
| Other comprehensive income | | - | - |
| Total other comprehensive income for the year, net of tax | | - | - |
| Total comprehensive income/(loss) for the year, net of tax | | (11,408) | (29,042) |
| Earnings per equity share: | 14 | | |
| (1) Basic | | (1.14) | (2.90) |
| (2) Diluted | | (1.14) | (2.90) |
| Summary of significant accounting policies | 3 | | |

The accompanying notes are an integral part of the financial statements.

As per our report of even date

For MNV & CO.
Firm Reg. No.: 023682N
Chartered Accountants


Vikrant Suri
Partner
Membership No.: 505887

Place : New Delhi
Date : 13 May 2019

For and on behalf of the Board of Directors of
PROSPEROUS CONSTRUCTIONS PRIVATE LIMITED


Rajnish Bhardwaj
Director
DIN- 02220240


Aekta Jain
Director
DIN- 06776771

PROSPERUS BUILDCON PRIVATE LIMITED
STANDALONE BALANCE SHEET AS AT 31 MARCH 2019
(Amount in Rupees, unless otherwise stated)

| | Notes | As at 31 March 2019 | As at 31 March 2018 |
|--|-------|------------------------|------------------------|
| ASSETS | | | |
| Non-current assets | | | |
| Financial Assets | | | |
| Investments | 4 | 800,000 | 800,000 |
| | | 800,000 | 800,000 |
| Current assets | | | |
| Inventories | 5 | 540,856,605 | 796,152,141 |
| Financial assets | | | |
| Cash and cash equivalents | 6 | 26,054 | 5,676 |
| Other bank balances | 7 | 4,980,404 | 4,980,404 |
| Other financial assets | 8 | 18,005,917 | 93,107,555 |
| Other current assets | 9 | 42,493,411 | 22,353,462 |
| | | 606,362,391 | 916,599,238 |
| Total assets | | 607,162,391 | 917,399,238 |
| EQUITY AND LIABILITIES | | | |
| Equity | | | |
| Equity share capital | 10 | 200,000 | 200,000 |
| Other equity | 11 | (3,343,313) | (3,062,386) |
| Total equity | | (3,143,313) | (2,862,386) |
| LIABILITIES | | | |
| Current liabilities | | | |
| Financial liabilities | | | |
| Trade payables | 12 | - | - |
| -total outstanding dues of micro and small enterprises | | - | - |
| -total outstanding dues other than micro and small enterprises | | 38,474 | 20,256,145 |
| Other current liabilities | 13 | 610,267,230 | 900,005,479 |
| Total liabilities | | 610,305,704 | 920,261,624 |
| Total equity and liabilities | | 607,162,391 | 917,399,238 |
| Summary of significant accounting policies | 3 | | |

The accompanying notes are an integral part of the financial statements.

As per our report of even date

For MNV & CO.
Firm Reg. No.: 023682N
Chartered Accountants

Vikram Saxi
Partner
Membership No.: 505887

For and on behalf of the Board of Directors of
PROSPERUS BUILDCON PRIVATE LIMITED

Smruti Narayan Pradhan
Director
DIN- 08367736

Sudesh Pal Singh
Director
DIN- 01888151

Place : New Delhi
Date : 13 May 2019

PROSPERUS BUILDCON PRIVATE LIMITED
STANDALONE STATEMENT OF PROFIT AND LOSS FOR THE YEAR ENDED 31 MARCH 2019
(Amount in Rupees, unless otherwise stated)

| Particulars | Notes | 31 March 2019 | 31 March 2018 |
|---|-------|-------------------|--------------------|
| Revenue | 14 | 71,533,099 | - |
| Other income | 15 | 335,701 | 542,328 |
| Total Income | | 71,868,800 | 542,328 |
| EXPENSES | | | |
| Finance costs | 16 | 80 | 6,484 |
| Other expenses | 17 | 72,149,147 | 1,622,049 |
| Total Expenses | | 72,149,227 | 1,628,533 |
| Profit/(Loss) before tax | | (280,927) | (1,086,205) |
| Tax expense: | | | |
| Current tax | | - | - |
| Profit/(Loss) for the year | | (280,927) | (1,086,205) |
| Other comprehensive income | | - | - |
| Total other comprehensive income for the year, net of tax | | - | - |
| Total comprehensive income/(loss) for the year, net of tax | | (280,927) | (1,086,205) |
| Earnings per equity share: | | | |
| (1) Basic | 18 | (14.05) | (54.31) |
| (2) Diluted | | (14.05) | (54.31) |
| Summary of significant accounting policies | 3 | | |

The accompanying notes are an integral part of the financial statements.

As per our report of even date

For MNV & CO.
Firm Reg. No. 223602N
Chartered Accountants
Vishal K. Suri
Partner
Membership No. 505887

For and on behalf of the Board of Directors of
PROSPERUS BUILDCON PRIVATE LIMITED

Sunil Narayan Pradhan
Sunil Narayan Pradhan
Director
DIN- 08367736

Sudesh Pal Singh
Sudesh Pal Singh
Director
DIN- 01888151

Place : New Delhi
Date : 13 May 2019

PUKHRAJ REALTORS PRIVATE LIMITED
BALANCE SHEET AS AT 31 MARCH 2019
(Amount in rupees, unless otherwise stated)

ASSETS

Current assets

Inventories
Financial assets
Cash and cash equivalents
Other current assets

Total Assets

EQUITY AND LIABILITIES

Equity

Equity share capital
Other equity
Total equity

LIABILITIES

Current liabilities

Financial liabilities
Trade payables
-total outstanding dues of micro and small enterprises
-total outstanding dues other than micro and small enterprises
Other current liabilities
Total liabilities

Total Equity and Liabilities

Summary of significant accounting policies

The accompanying notes are an integral part of the financial statements.

As per our report of even date

For MNV & CO.
Firm registration No. 023682N
Chartered Accountants
Vikram Singh
Partner
Membership No. 505587

Place : New Delhi
Date : 13 May 2019

| Notes | As at 31 March 2019 | As at 31 March 2018 |
|-------|------------------------|------------------------|
| 4 | 120,590,013 | 123,813,337 |
| 5 | 15,864 | 18,397 |
| 6 | - | - |
| | 120,605,877 | 123,831,734 |
| 7 | 100,000 | 100,000 |
| 8 | (153,748) | (144,206) |
| | (53,748) | (44,206) |
| 9 | 22,100 | 21,510 |
| 10 | 120,637,525 | 123,854,430 |
| | 120,659,625 | 123,875,940 |
| | 120,605,877 | 123,831,734 |

3

For and on behalf of the Board of Directors of
PUKHRAJ REALTORS PRIVATE LIMITED

Shah Maqbool Alam
Director
DIN-06694170

Akshay Jain
Director
DIN-06776771

PUKHRAJ REALTORS PRIVATE LIMITED
STATEMENT OF PROFIT AND LOSS FOR THE YEAR ENDED 31 MARCH 2019
(Amount in rupees, unless otherwise stated)

| Particulars | Notes | 31 March 2019 | 31 March 2018 |
|---|-------|---------------|---------------|
| Revenue | | - | - |
| Total Income | | - | - |
| EXPENSES | | | |
| Finance costs | 11 | 745 | 89 |
| Other expenses | 12 | 8,797 | 28,849 |
| Total Expenses | | 9,542 | 28,938 |
| (Loss) before tax from continuing operations | | (9,542) | (28,938) |
| Tax expense: | | | |
| Current tax | | - | - |
| (Loss) for the year from continuing operations | | (9,542) | (28,938) |
| Other comprehensive income | | - | - |
| Total other comprehensive income for the year, net of tax | | - | - |
| Total comprehensive (loss) for the year, net of tax | | (9,542) | (28,938) |
| Earnings per equity share: | 13 | | |
| (1) Basic | | (0.95) | (2.89) |
| (2) Diluted | | (0.95) | (2.89) |

Summary of significant accounting policies


3

The accompanying notes are an integral part of the financial statements.

As per our report of even date

For MNV & CO.
Firm registration No. 023662N
Chartered Accountants

Vikram Singh
Partner
Membership No. 505887

For and on behalf of the Board of Directors of
PUKHRAJ REALTORS PRIVATE LIMITED

Shah Maqbool Alam
Director
DIN-06694170

Aekta Jain
Director
DIN-06776771

Place : New Delhi
Date : 13 May 2019

PULSE ESTATES PRIVATE LIMITED
BALANCE SHEET AS AT 31 MARCH 2019
(Amount in rupees, unless otherwise stated)

| | Notes | As at 31 March 2019 | As at 31 March 2018 |
|--|-------|------------------------|------------------------|
| ASSETS | | | |
| Current assets | | | |
| Inventories | 4 | 84,952,607 | 84,952,607 |
| Financial assets | | | |
| Cash and cash equivalents | 5 | 20,688 | 18,777 |
| Other current assets | 6 | - | - |
| Total Assets | | 84,973,295 | 84,971,384 |
| EQUITY AND LIABILITIES | | | |
| Equity | | | |
| Equity share capital | 7 | 100,000 | 100,000 |
| Other equity | 8 | (3,145,769) | (3,135,949) |
| Total equity | | (3,045,769) | (3,035,949) |
| LIABILITIES | | | |
| Current liabilities | | | |
| Financial liabilities | | | |
| Trade payables | 9 | - | - |
| -total outstanding dues of micro and small enterprises | | 58,678 | 52,688 |
| -total outstanding dues other than micro and small enterprises | | - | - |
| Other current liabilities | 10 | 87,960,386 | 87,954,645 |
| Total liabilities | | 88,019,064 | 88,007,333 |
| Total Equity and Liabilities | | 84,973,295 | 84,971,384 |
| Summary of significant accounting policies | 3 | | |

The accompanying notes are an integral part of the financial statements.

As per our report of even date

For Rajeev & Ajay
Firm registration No : 00997724
Chartered Accountants

Ajay Sachdeva
Partner
Membership No. : 084302



For and on behalf of the Board of Directors of
PULSE ESTATES PRIVATE LIMITED

Nikhil Srivastava
Director
DIN- 08077388

Prashant Singh Yadav
Director
DIN- 08388327

Place : New Delhi
Date : 13 May 2019

PULSE ESTATES PRIVATE LIMITED
STATEMENT OF PROFIT AND LOSS FOR THE YEAR ENDED 31 MARCH 2019
(Amount in rupees, unless otherwise stated)

| Particulars | Notes | 31 March 2019 | 31 March 2018 |
|--|-------|---------------|---------------|
| Other income | 11 | - | 620 |
| Total Income (I) | | - | 620 |
| EXPENSES | | | |
| Finance costs | 12 | 89 | 779 |
| Other expenses | 13 | 9,731 | 29,841 |
| Total Expenses (II) | | 9,820 | 30,620 |
| (Loss) before tax from continuing operations (I-II) | | (9,820) | (30,000) |
| Tax expense: | | | |
| Current tax | | - | - |
| (Loss) for the year from continuing operations | | (9,820) | (30,000) |
| Other comprehensive income | | - | - |
| Total other comprehensive income for the year, net of tax | | - | - |
| Total comprehensive (loss) for the year, net of tax | | (9,820) | (30,000) |
| Earnings per equity share: | 14 | | |
| (1) Basic | | (0.98) | (3.00) |
| (2) Diluted | | (0.98) | (3.00) |

Summary of significant accounting policies 3

The accompanying notes are an integral part of the financial statements.

As per our report of even date

For Rajeev & Ajay
Firm registration No : 009977N
Chartered Accountants

Ajay Sachdeva
Partner
Membership No. : 084302



For and on behalf of the Board of Directors of
PULSE ESTATES PRIVATE LIMITED

Nikhil Srivastava
Director
DIN- 08077388

Prashant Singh Yadav
Director
DIN- 08388327

Place : New Delhi
Date : 13 May 2019

PUSHKAR PROJECTS PRIVATE LIMITED
BALANCE SHEET AS AT 31 MARCH 2019
(Amount in rupees, unless otherwise stated)

| | Notes | As-at 31 March 2019 | As at 31 March 2018 |
|--|-------|------------------------|------------------------|
| ASSETS | | | |
| Current assets | | | |
| Financial assets | | | |
| Cash and cash equivalents | 4 | 13,262 | 19,196 |
| Total Assets | | 13,262 | 19,196 |
| EQUITY AND LIABILITIES | | | |
| Equity | | | |
| Equity share capital | 5 | 150,000 | 150,000 |
| Other equity | 6 | (251,586) | (239,242) |
| Total equity | | (101,586) | (89,242) |
| LIABILITIES | | | |
| Current liabilities | | | |
| Financial liabilities | | | |
| Trade payables | 7 | - | - |
| -total outstanding dues of micro and small enterprises | | 6,310 | 5,721 |
| -total outstanding dues other than micro and small enterprises | 8 | 108,538 | 102,717 |
| Other current liabilities | | 114,848 | 108,438 |
| Total liabilities | | 13,262 | 19,196 |
| Total Equity and Liabilities | | 13,262 | 19,196 |
| Summary of significant accounting policies | 3 | | |

The accompanying notes are an integral part of the financial statements.

As per our report of even date

For MNV & CO.
Firm Registration No. : 023682N
Chartered Accountants


Vikrant Suri
Partner
Membership No. : 505887

Place : New Delhi
Date : 13 May 2019

For and on behalf of the Board of Directors of
PUSHKAR PROJECTS PRIVATE LIMITED


Vijay Garg
Director
DIN-08129147


Prashant Singh Yadav
Director
DIN- 08388327

PUSHKAR PROJECTS PRIVATE LIMITED
STATEMENT OF PROFIT AND LOSS FOR THE YEAR ENDED 31 MARCH 2019
(Amount in rupees, unless otherwise stated)

| Particulars | Notes | 31 March 2019 | 31 March 2018 |
|--|-----------|-----------------|----------------|
| Other income | | - | - |
| Total Income | | - | - |
| EXPENSES | | | |
| Finance costs | 9 | 118 | 89 |
| Other expenses | 10 | 12,226 | 8,753 |
| Total Expenses | | 12,344 | 8,842 |
| (Loss) before tax from continuing operations | | (12,344) | (8,842) |
| Tax expense: | | | |
| Current tax | | - | - |
| (Loss) for the year from continuing operations | | (12,344) | (8,842) |
| Other comprehensive income | | - | - |
| Total other comprehensive income for the year, net of tax | | - | - |
| Total comprehensive (loss) for the year, net of tax | | (12,344) | (8,842) |
| Earnings per equity share: | 11 | | |
| (1) Basic | | (0.82) | (0.59) |
| (2) Diluted | | (0.82) | (0.59) |

Summary of significant accounting policies

3

The accompanying notes are an integral part of the financial statements.

As per our report of even date

For MNV & CO.
Firm Registration No.: 023682N
Chartered Accountants

Vijay Garg
Partner
Membership No.: 505887

For and on behalf of the Board of Directors of
PUSHKAR PROJECTS PRIVATE LIMITED

Vijay Garg
Director
DIN-08129147

Prashant Singh Yadav
Director
DIN-08388327

Place : New Delhi
Date : 13 May 2019

RAKSHA BUILDTECH PRIVATE LIMITED
BALANCE SHEET AS AT 31 MARCH 2019
(Amount in rupees, unless otherwise stated)

| | Notes | As at 31 March 2019 | As at 31 March 2018 |
|--|-------|------------------------|------------------------|
| ASSETS | | | |
| Current assets | | | |
| Inventories | 4 | 706,418,294 | 706,418,294 |
| Financial assets | | | |
| Cash and cash equivalents | 5 | 14,548 | 15,066 |
| Total Assets | | 706,432,842 | 706,433,360 |
| EQUITY AND LIABILITIES | | | |
| Equity | | | |
| Equity share capital | 6 | 100,000 | 100,000 |
| Other equity | 7 | (1,058,563) | (1,044,762) |
| Total equity | | (958,563) | (944,762) |
| LIABILITIES | | | |
| Current liabilities | | | |
| Financial liabilities | | | |
| Trade payables | 8 | - | - |
| -total outstanding dues of micro and small enterprises | | 5,901 | 5,311 |
| -total outstanding dues other than micro and small enterprises | 9 | 707,385,504 | 707,372,811 |
| Other current liabilities | | 707,391,405 | 707,378,122 |
| Total liabilities | | 706,432,842 | 706,433,360 |
| Total Equity and Liabilities | | 706,432,842 | 706,433,360 |

Summary of significant accounting policies

3

The accompanying notes are an integral part of the financial statements.

As per our report of even date

For MNV & CO.
Firm Reg. No. 1024824
Chartered Accountants
Vijay N. Suri
Partner
Membership No. 505887



Place : New Delhi
Date : 13 May 2019

For and on behalf of the Board of Directors of
RAKSHA BUILDTECH PRIVATE LIMITED

Niranjan Kumar Jha
Director
DIN-08376638

Ajit Madathil Pavithran
Director
DIN-07176243

8

RAKSHA BUILDTECH PRIVATE LIMITED
STATEMENT OF PROFIT AND LOSS FOR THE YEAR ENDED 31 MARCH 2019
(Amount in rupees, unless otherwise stated)

| Particulars | Notes | 31 March 2019 | 31 March 2018 |
|--|-------|-----------------|-----------------|
| Other income | | - | - |
| Total Income | | - | - |
| EXPENSES | | | |
| Finance costs | 10 | 118 | 89 |
| Other expenses | 11 | 13,683 | 12,385 |
| Total Expenses | | 13,801 | 12,474 |
| (Loss) before tax from continuing operations | | (13,801) | (12,474) |
| Tax expense: | | | |
| Current tax | | - | - |
| (Loss) for the year from operations | | (13,801) | (12,474) |
| Other comprehensive income | | - | - |
| Total other comprehensive income for the year, net of tax | | - | - |
| Total comprehensive (loss) for the year, net of tax | | (13,801) | (12,474) |
| Earnings per equity share: | 12 | | |
| (1) Basic | | (1.38) | (1.25) |
| (2) Diluted | | (1.38) | (1.25) |

Summary of significant accounting policies

3

The accompanying notes are an integral part of the financial statements.

As per our report of even date

For MNV & CO.
Firm Reg. No.: 013682N
Chartered Accountants

Vikram Suri
Partner
Membership No.: 505887



For and on behalf of the Board of Directors of
RAKSHA BUILDTECH PRIVATE LIMITED

Niranjana Kumar Jha
Director
DIN-08376638

Ajit Madathil Pavithran
Director
DIN-07176243

Place : New Delhi
Date : 13 May 2019

RAM BAN PROJECTS PRIVATE LIMITED
BALANCE SHEET AS AT 31 MARCH 2019
(Amount in rupees, unless otherwise stated)

| | Notes | As at 31 March 2019 | As at 31 March 2018 |
|--|-------|------------------------|------------------------|
| ASSETS | | | |
| Current assets | | | |
| Inventories | 4 | 579,574,512 | 579,574,512 |
| Financial assets | | | |
| Cash and cash equivalents | 5 | 14,518 | 17,036 |
| Other current assets | 6 | - | - |
| Total Assets | | 579,589,030 | 579,591,548 |
| EQUITY AND LIABILITIES | | | |
| Equity | | | |
| Equity share capital | 7 | 100,000 | 100,000 |
| Other equity | 8 | (793,301) | (782,307) |
| Total equity | | (693,301) | (682,307) |
| LIABILITIES | | | |
| Current liabilities | | | |
| Financial liabilities | | | |
| Trade payables | 9 | - | - |
| -total outstanding dues of micro and small enterprises | | - | - |
| -total outstanding dues other than micro and small enterprises | | 5,901 | 5,310 |
| Other current liabilities | 10 | 580,276,430 | 580,268,545 |
| Total liabilities | | 580,282,331 | 580,273,855 |
| Total Equity and Liabilities | | 579,589,030 | 579,591,548 |

Summary of significant accounting policies

3

The accompanying notes are an integral part of the financial statements.

As per our report of even date.

For MNV & CO.
Firm Registration No. 023682N
Chartered Accountants

Vikramt Suri
Partner
Membership No. 005887

For and on behalf of the Board of Directors of
RAM BAN PROJECTS PRIVATE LIMITED


Manoj Soni
Director
DIN-08129479


Kalyan Biswas
Director
DIN- 08411388

Place : New Delhi
Date : 13 May 2019

RAM BAN PROJECTS PRIVATE LIMITED
STATEMENT OF PROFIT AND LOSS FOR THE YEAR ENDED 31 MARCH 2019
(Amount in rupees, unless otherwise stated)

| Particulars | Notes | 31 March 2019 | 31 March 2018 |
|---|-------|---------------|---------------|
| Other income | | - | - |
| Total Income | | - | - |
| EXPENSES | | | |
| Finance costs | 11 | 118 | 89 |
| Other expenses | 12 | 10,876 | 9,377 |
| Total Expenses | | 10,994 | 9,466 |
| (Loss) before tax from continuing operations | | (10,994) | (9,466) |
| Tax expense: | | | |
| Current tax | | - | - |
| (Loss) for the year from continuing operations | | (10,994) | (9,466) |
| Other comprehensive income | | - | - |
| Total other comprehensive income for the year, net of tax | | - | - |
| Total comprehensive (loss) for the year, net of tax | | (10,994) | (9,466) |
| Earnings per equity share: | 13 | | |
| (1) Basic | | (1.10) | (0.95) |
| (2) Diluted | | (1.10) | (0.95) |

Summary of significant accounting policies 3

The accompanying notes are an integral part of the financial statements.

As per our report of even date.

For MNV & CO.
Firm Registration No. 023682N
Chartered Accountants

Vikram Singh
Partner
Membership No. 54487

For and on behalf of the Board of Directors of
RAM BAN PROJECTS PRIVATE LIMITED


Manoj Soni
Director
DIN-08128479


Kalyan Biswas
Director
DIN-08411388

Place : New Delhi
Date : 13 May 2019

ROLEX ESTATES PRIVATE LIMITED
BALANCE SHEET AS AT 31 MARCH 2019
(Amount in rupees, unless otherwise stated)

| | Notes | As at 31 March 2019 | As at 31 March 2018 |
|--|-------|------------------------|------------------------|
| ASSETS | | | |
| Current assets | | | |
| Inventories | 4 | 32,265,193 | 32,265,193 |
| Financial assets | | | |
| Cash and cash equivalents | 5 | 20,003 | 18,091 |
| Total Assets | | 32,285,196 | 32,283,284 |
| EQUITY AND LIABILITIES | | | |
| Equity | | | |
| Equity share capital | 6 | 1,000,000 | 1,000,000 |
| Other equity | 7 | (226,091) | (214,503) |
| Total equity | | 773,909 | 785,497 |
| LIABILITIES | | | |
| Current liabilities | | | |
| Financial liabilities | | | |
| Trade payables | 8 | - | - |
| -total outstanding dues of micro and small enterprises | | 11,302 | 5,311 |
| -total outstanding dues other than micro and small enterprises | | 31,499,985 | 31,492,476 |
| Other current liabilities | 9 | 31,511,287 | 31,497,787 |
| Total liabilities | | 32,285,196 | 32,283,284 |
| Total Equity and Liabilities | | 32,285,196 | 32,283,284 |

Summary of significant accounting policies

3

The accompanying notes are an integral part of the financial statements.

As per our report of even date

For Rajeev & Ajay
Firm registration No : 009977N
Chartered Accountants

Ajay Sachdeva
Partner
Membership No. : 084302



For and on behalf of the Board of Directors of
ROLEX ESTATES PRIVATE LIMITED

Suman Jain
Director
DIN- 08385675

Jairaj Vikas Verma
Director
DIN- 07560019

Place : New Delhi
Date : 13 May 2019

8

ROLEX ESTATES PRIVATE LIMITED
STATEMENT OF PROFIT AND LOSS FOR THE YEAR ENDED 31 MARCH 2019
(Amount in rupees, unless otherwise stated)

| Particulars | Notes | 31 March 2019 | 31 March 2018 |
|--|-------|-----------------|----------------|
| Revenue | | - | - |
| Total Income (I) | | - | - |
| EXPENSES | | | |
| Finance costs | 10 | 89 | 89 |
| Other expenses | 11 | 11,499 | 8,944 |
| Total Expenses (II) | | 11,588 | 9,033 |
| (Loss) before tax from continuing operations (I-II) | | (11,588) | (9,033) |
| Tax expense: | | | |
| Current tax | | - | - |
| (Loss) for the year from continuing operations | | (11,588) | (9,033) |
| Other comprehensive income | | - | - |
| Total other comprehensive income for the year, net of tax | | - | - |
| Total comprehensive (loss) for the year, net of tax | | (11,588) | (9,033) |
| Earnings per equity share: | 12 | | |
| (1) Basic | | (0.12) | (0.09) |
| (2) Diluted | | (0.12) | (0.09) |

Summary of significant accounting policies

3

The accompanying notes are an integral part of the financial statements.

As per our report of even date

For Rajeev & Ajay

Firm registration No : 00997784

Chartered Accountants

Ajay Sachdeva

Ajay Sachdeva

Partner

Membership No. : 084302



For and on behalf of the Board of Directors of
ROLEX ESTATES PRIVATE LIMITED

Suman Jain

Suman Jain

Director

DIN- 08385675

Jairaj Vikas Verma

Jairaj Vikas Verma

Director

DIN- 07560019

Place : New Delhi

Date : 13 May 2019

ROSE GATE ESTATES PRIVATE LIMITED
STANDALONE BALANCE SHEET AS AT 31 MARCH 2019
(Amount in rupees, unless otherwise stated)

| | Notes | As at 31 March 2019 | As at 31 March 2018 |
|--|-------|------------------------|------------------------|
| ASSETS | | | |
| Non-current assets | | | |
| Financial Assets | | | |
| Investments | 4 | 300,000 | 300,000 |
| | | <u>300,000</u> | <u>300,000</u> |
| Current assets | | | |
| Inventories | 5 | 413,325,460 | 448,158,796 |
| Financial assets | | | |
| Cash and cash equivalents | 6 | - | 11,996 |
| Other bank balances | 7 | 3,068,101 | 3,068,101 |
| Other financial assets | 8 | 9,168,716 | 20,097,871 |
| Other current assets | 9 | 2,667,695 | 1,385,357 |
| | | <u>428,229,972</u> | <u>472,722,121</u> |
| Total Assets | | <u>428,529,972</u> | <u>473,022,121</u> |
| EQUITY AND LIABILITIES | | | |
| Equity | | | |
| Equity share capital | 10 | 100,000 | 100,000 |
| Other equity | 11 | 1,263,423 | 1,137,824 |
| Total equity | | <u>1,363,423</u> | <u>1,237,824</u> |
| LIABILITIES | | | |
| Current liabilities | | | |
| Financial liabilities | | | |
| Trade payables | 12 | - | - |
| -total outstanding dues of micro and small enterprises | | 14,000 | 362,810 |
| -total outstanding dues other than micro and small enterprises | | - | - |
| Other financial liabilities | 13 | 17,525 | - |
| Other current liabilities | 14 | 427,135,024 | 471,421,487 |
| Total liabilities | | <u>427,166,549</u> | <u>471,784,297</u> |
| Total Equity and Liabilities | | <u>428,529,972</u> | <u>473,022,121</u> |

Summary of significant accounting policies

3

The accompanying notes are an integral part of the financial statements.

As per our report of even date

For MNV & CO.

Firm Reg. No.: 023682N

Chartered Accountants

Vibhant Suri

Partner

Membership No.: 505887

For and on behalf of the Board of Directors of

ROSE GATE ESTATES PRIVATE LIMITED

Sudhanshu Varma

Director

DIN-08291481

Yashpal Saun

Director

DIN-08385668

Place : New Delhi

Date : 13 May 2019

ROSE GATE ESTATES PRIVATE LIMITED
STANDALONE STATEMENT OF PROFIT AND LOSS FOR THE YEAR ENDED 31 MARCH 2019
(Amount in rupees, unless otherwise stated)

| Particulars | Notes | 31 March 2019 | 31 March 2018 |
|--|-------|-------------------|----------------|
| Other income | 15 | 10,552,739 | 286,547 |
| Total Income | | 10,552,739 | 286,547 |
| EXPENSES | | | |
| Finance costs | 16 | 5,605 | 1,771 |
| Other expenses | 17 | 10,375,540 | 11,029 |
| Total Expenses | | 10,381,145 | 12,800 |
| Profit before tax from continuing operations | | 171,594 | 273,747 |
| Tax expense: | | | |
| Current tax | | 45,995 | 70,490 |
| Profit for the year from continuing operations | | 125,599 | 203,257 |
| Other comprehensive income | | - | - |
| Total other comprehensive income for the year, net of tax | | - | - |
| Total comprehensive income for the year, net of tax | | 125,599 | 203,257 |
| Earnings per equity share: | 18 | | |
| (1) Basic | | 12.56 | 20.33 |
| (2) Diluted | | 12.56 | 20.33 |

Summary of significant accounting policies

3

The accompanying notes are an integral part of the financial statements.

As per our report of even date

For MNV & CO.

Firm Reg. No.: 022682N
Chartered Accountants


Vikram Suri
Partner
Membership No.: 505887

Place : New Delhi
Date : 13 May 2019

For and on behalf of the Board of Directors of
ROSE GATE ESTATES PRIVATE LIMITED


Sudhanshu Varma
Director
DIN-08291481


Yashpal Saun
Director
DIN-08385668

RUDRAKSHA REALTORS PRIVATE LIMITED
BALANCE SHEET AS AT 31 MARCH 2019
(Amount in rupees, unless otherwise stated)

| | Notes | As at 31 March 2019 | As at 31 March 2018 |
|--|-------|------------------------|------------------------|
| ASSETS | | | |
| Current assets | | | |
| Inventories | 4 | 464,653,959 | 464,653,959 |
| Financial assets | | | |
| Cash and cash equivalents | 5 | 20,110 | 20,964 |
| Other financial assets | 6 | 1,618,502 | 4,500,128 |
| Other current assets | 7 | 239,671 | - |
| Total assets | | 466,532,242 | 469,175,051 |
| EQUITY AND LIABILITIES | | | |
| Equity | | | |
| Equity share capital | 8 | 100,000 | 100,000 |
| Other equity | 9 | (414,455) | (407,093) |
| Total equity | | (314,455) | (307,093) |
| LIABILITIES | | | |
| Current liabilities | | | |
| Financial liabilities | | | |
| Trade payables | 10 | - | - |
| -total outstanding dues of micro and small enterprises | | 5,900 | 2,734,310 |
| -total outstanding dues other than micro and small enterprises | | | |
| Other current liabilities | 11 | 466,840,797 | 466,747,834 |
| Total liabilities | | 466,846,697 | 469,482,144 |
| Total equity and liabilities | | 466,532,242 | 469,175,051 |

Summary of significant accounting policies

3

The accompanying notes are an integral part of the financial statements.

As per our report of even date

For MNV & CO.
Firm Reg. No.: 023682N
Chartered Accountants
Vijayant Suri
Partner
Membership No.: 505887

For and on behalf of the Board of Directors of
RUDRAKSHA REALTORS PRIVATE LIMITED

Narendra Vashisht
Director
DIN- 06713906

Yashpal Saun
Director
DIN- 08385668

Place : New Delhi
Date : 13 May 2019

RUDRAKSHA REALTORS PRIVATE LIMITED
STATEMENT OF PROFIT AND LOSS FOR THE YEAR ENDED 31 MARCH 2019
(Amount in rupees, unless otherwise stated)

| Particulars | Notes | 31 March 2019 | 31 March 2018 |
|--|-------|------------------|----------------|
| Other income | 12 | 2,396,715 | - |
| Total Income | | 2,396,715 | - |
| EXPENSES | | | |
| Finance costs | 13 | 124 | 89 |
| Other expenses | 14 | 2,403,953 | 8,854 |
| Total Expenses | | 2,404,077 | 8,943 |
| (Loss) before tax from continuing operations | | (7,362) | (8,943) |
| Tax expense: | | | |
| Current tax | | - | - |
| (Loss) for the year from continuing operations | | (7,362) | (8,943) |
| Other comprehensive income | | - | - |
| Total other comprehensive income for the year, net of tax | | - | - |
| Total comprehensive (loss) for the year, net of tax | | (7,362) | (8,943) |
| Earnings per equity share: | 15 | | |
| (1) Basic | | (0.74) | (0.89) |
| (2) Diluted | | (0.74) | (0.89) |

Summary of significant accounting policies

3

The accompanying notes are an integral part of the financial statements.

As per our report of even date

For MNV & CO.
Firm Reg. No.: 023682N
Chartered Accountants

Vikrant Suri
Partner
Membership No.: 505887

For and on behalf of the Board of Directors of
RUDRAKSHA REALTORS PRIVATE LIMITED

 
Narendra Vashisht Yashpal Saun
Director Director
DIN- 06713906 DIN- 08385668

Place : New Delhi
Date : 13 May 2019

SACRED ESTATES PRIVATE LIMITED
BALANCE SHEET AS AT 31 MARCH 2019
(Amount in rupees, unless otherwise stated)

| | Notes | As at 31 March 2019 | As at 31 March 2018 |
|--|-------|------------------------|------------------------|
| ASSETS | | | |
| Current assets | | | |
| Financial assets | | | |
| Cash and cash equivalents | 4 | 20,578 | 17,978 |
| Total Assets | | 20,578 | 17,978 |
| EQUITY AND LIABILITIES | | | |
| Equity | | | |
| Equity share capital | 5 | 100,000 | 100,000 |
| Other equity | 6 | (108,421) | (97,664) |
| Total equity | | (8,421) | 2,336 |
| LIABILITIES | | | |
| Current liabilities | | | |
| Financial liabilities | | | |
| Trade payables | 7 | - | - |
| -total outstanding dues of micro and small enterprises | | 11,301 | 5,310 |
| -total outstanding dues other than micro and small enterprises | 8 | 17,698 | 10,332 |
| Other current liabilities | | 28,999 | 15,642 |
| Total liabilities | | 20,578 | 17,978 |
| Total Equity and Liabilities | | 20,578 | 17,978 |
| Summary of significant accounting policies | 3 | | |

The accompanying notes are an integral part of the financial statements.

As per our report of even date

For Rajeev & Ajay
Firm registration No : 009977N
Chartered Accountants

Ajay Sachdeva
Partner
Membership No. : 084302



Place : New Delhi
Date : 13 May 2019

For and on behalf of the Board of Directors of
SACRED ESTATES PRIVATE LIMITED

[Signature]
Ayush Agarwal
Director
DIN-08129153

[Signature]
Balmukund Singh
Director
DIN- 08293706

SACRED ESTATES PRIVATE LIMITED
STATEMENT OF PROFIT AND LOSS FOR THE YEAR ENDED 31 MARCH 2019
(Amount in rupees, unless otherwise stated)

| Particulars | Notes | 31 March 2019 | 31 March 2018 |
|--|-------|-----------------|-----------------|
| Revenue | | - | - |
| Total Income | | - | - |
| EXPENSES | | | |
| Finance costs | 9 | 89 | 89 |
| Other expenses | 10 | 10,668 | 10,104 |
| Total Expenses | | 10,757 | 10,193 |
| (Loss) before tax from continuing operations | | (10,757) | (10,193) |
| Tax expense: | | | |
| Current tax | | - | - |
| (Loss) for the year from continuing operations | | (10,757) | (10,193) |
| Other comprehensive income | | - | - |
| Total other comprehensive income for the year, net of tax | | - | - |
| Total comprehensive (loss) for the year, net of tax | | (10,757) | (10,193) |
| Earnings per equity share: | 11 | | |
| (1) Basic | | (1.08) | (1.02) |
| (2) Diluted | | (1.08) | (1.02) |

Summary of significant accounting policies

3

The accompanying notes are an integral part of the financial statements.

As per our report of even date

For Rajeev & Ajay
Firm registration No : 009977N
Chartered Accountants

Ajay Sachdeva
Partner
Membership No. : 084302



For and on behalf of the Board of Directors of
SACRED ESTATES PRIVATE LIMITED


Ayush Agarwal
Director
DIN-08129153


Balvinder Singh
Director
DIN- 08293706

Place : New Delhi
Date : 13 May 2019

SAMBHAVEE PROJECTS PRIVATE LIMITED
BALANCE SHEET AS AT 31 MARCH 2019
(Amount in rupees, unless otherwise stated)

| | Notes | As at 31 March 2019 | As at 31 March 2018 |
|--|-------|------------------------|------------------------|
| ASSETS | | | |
| Current assets | | | |
| Inventories | 4 | 151,069,460 | 151,069,460 |
| Financial assets | | | |
| Cash and cash equivalents | 5 | 13,718 | 19,236 |
| Total Assets | | 151,083,178 | 151,088,696 |
| EQUITY AND LIABILITIES | | | |
| Equity | | | |
| Equity share capital | 6 | 1,000,000 | 1,000,000 |
| Other equity | 7 | (370,544) | (358,718) |
| Total equity | | 629,456 | 641,282 |
| LIABILITIES | | | |
| Current liabilities | | | |
| Financial liabilities | | | |
| Trade payables | 8 | - | - |
| -total outstanding dues of micro and small enterprises | | 5,900 | 5,310 |
| -total outstanding dues other than micro and small enterprises | 9 | 150,447,822 | 150,442,104 |
| Other current liabilities | | 150,453,722 | 150,447,414 |
| Total liabilities | | 151,083,178 | 151,088,696 |

Total Equity and Liabilities

Summary of significant accounting policies

3

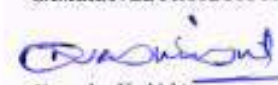
The accompanying notes are an integral part of the financial statements.

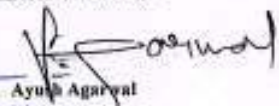
As per our report of even date

For MNV & CO.
Firm Reg. No.: 023682N
Chartered Accountants

Vinod Kumar
Partner
Membership No.: 505887

For and on behalf of the Board of Directors of
SAMBHAVEE PROJECTS PRIVATE LIMITED


Narendra Vashisht
Director
DIN-06713906


Ayush Agarwal
Director
DIN-08129153

Place : New Delhi
Date : 13 May 2019

SAMBHAVEE PROJECTS PRIVATE LIMITED
STATEMENT OF PROFIT AND LOSS FOR THE YEAR ENDED 31 MARCH 2019
(Amount in rupees, unless otherwise stated)

| Particulars | Notes | 31 March 2019 | 31 March 2018 |
|---|-------|---------------|---------------|
| Revenue | | - | - |
| Total Income | | - | - |
| EXPENSES | | | |
| Finance costs | 10 | 118 | 779 |
| Other expenses | 11 | 11,708 | 7,922 |
| Total Expenses | | 11,826 | 8,701 |
| (Loss) before tax from continuing operations | | (11,826) | (8,701) |
| Tax expense: | | | |
| Current tax | | - | - |
| (Loss) for the year from continuing operations | | (11,826) | (8,701) |
| Other comprehensive income | | - | - |
| Total other comprehensive income for the year, net of tax | | - | - |
| Total comprehensive income/(loss) for the year, net of tax | | (11,826) | (8,701) |
| Earnings per equity share: | 12 | | |
| (1) Basic | | (0.12) | (0.09) |
| (2) Diluted | | (0.12) | (0.09) |

Summary of significant accounting policies

3


The accompanying notes are an integral part of the financial statements.


As per our report of even date

For MNV & CO.
Firm Reg. No.: 073682N
Chartered Accountants

Vikram Suri
Partner
Membership No.: 505887

For and on behalf of the Board of Directors of
SAMBHAVEE PROJECTS PRIVATE LIMITED


Narendra Vashisht
Director
DIN-06713906


Anand Agarwal
Director
DIN-08129153

Place : New Delhi
Date : 13 May 2019

SANDESH BUILDCON PRIVATE LIMITED
BALANCE SHEET AS AT 31 MARCH 2019
(Amount in rupees, unless otherwise stated)

| | Notes | As at 31 March 2019 | As at 31 March 2018 |
|--|-------|------------------------|------------------------|
| ASSETS | | | |
| Current assets | | | |
| Inventories | 4 | 288,033,817 | 352,209,414 |
| Financial assets | | | |
| Cash and cash equivalents | 5 | 15,612 | 14,130 |
| Other financial assets | 6 | - | 187,356,461 |
| Other current assets | 7 | 3,020,886 | 3,020,886 |
| Total Assets | | 291,070,315 | 542,600,891 |
| EQUITY AND LIABILITIES | | | |
| Equity | | | |
| Equity share capital | 8 | 1,000,000 | 1,000,000 |
| Other equity | 9 | (603,721) | (594,805) |
| Total equity | | 396,279 | 405,195 |
| LIABILITIES | | | |
| Current liabilities | | | |
| Financial liabilities | | | |
| Trade payables | 10 | - | - |
| -total outstanding dues of micro and small enterprises | | - | - |
| -total outstanding dues other than micro and small enterprises | | 5,901 | 5,311 |
| Other current liabilities | 11 | 290,668,135 | 542,190,385 |
| Total liabilities | | 290,674,036 | 542,195,696 |
| Total Equity and Liabilities | | 291,070,315 | 542,600,891 |
| Summary of significant accounting policies | 3 | | |

The accompanying notes are an integral part of the financial statements.

As per our report of even date

For MNV & CO,
Firm Reg. No. 123682M
Chartered Accountants

Vikram Suri
Partner
Membership No.: 505887

Place : New Delhi
Date : 13 May 2019

For and on behalf of the Board of Directors of
SANDESH BUILDCON PRIVATE LIMITED

 
Narendra Vashisht Arif Mohammad
Director Director
DIN-06713906 DIN-07119219



SANDESH BUILDCON PRIVATE LIMITED
STATEMENT OF PROFIT AND LOSS FOR THE YEAR ENDED 31 MARCH 2019
(Amount in rupees, unless otherwise stated)

| Particulars | Notes | 31 March 2019 | 31 March 2018 |
|---|-------|---------------|---------------|
| Revenue | | - | - |
| Total Income | | - | - |
| EXPENSES | | | |
| Finance costs | 12 | 118 | 5,104 |
| Other expenses | 13 | 8,798 | 7,714 |
| Total Expenses | | 8,916 | 12,818 |
| (Loss) before tax from continuing operations | | (8,916) | (12,818) |
| Tax expense: | | | |
| Current tax | | - | - |
| (Loss) for the year from continuing operations | | (8,916) | (12,818) |
| Other comprehensive income | | - | - |
| Total other comprehensive income for the year, net of tax | | - | - |
| Total comprehensive (loss) for the year, net of tax | | (8,916) | (12,818) |
| Earnings per equity share: | 14 | | |
| (1) Basic | | (0.09) | (0.13) |
| (2) Diluted | | (0.09) | (0.13) |

Summary of significant accounting policies

3

The accompanying notes are an integral part of the financial statements.

As per our report of even date

For MNV & CO.

Firm Reg. No.: 051832

Chartered Accountants

Vikram Suri

Partner

Membership No.: 505887

For and on behalf of the Board of Directors of
SANDESH BUILDCON PRIVATE LIMITED



Narendra Vashisht
Director
DIN-06713906


Arif Mohamad
Director
DIN-07119219

Place : New Delhi

Date : 13 May 2019

SANKALP BUILDTech PRIVATE LIMITED
BALANCE SHEET AS AT 31 MARCH 2019
(Amount in Rupees, unless otherwise stated)

| | Notes | 31 March 2019 | 31 March 2018 |
|--|-------|-------------------|-------------------|
| ASSETS | | | |
| Current assets | | | |
| Inventories | 4 | 17,401,600 | 17,401,600 |
| Financial assets | | | |
| Cash and cash equivalents | 5 | 17,537 | 18,175 |
| Total assets | | 17,419,137 | 17,419,775 |
| EQUITY AND LIABILITIES | | | |
| Equity | | | |
| Equity share capital | 6 | 100,000 | 100,000 |
| Other equity | 7 | (151,659) | (144,332) |
| Total equity | | (51,659) | (44,332) |
| LIABILITIES | | | |
| Current liabilities | | | |
| Financial liabilities | | | |
| Trade payables | 8 | - | - |
| -total outstanding dues of micro and small enterprises | | - | - |
| -total outstanding dues other than micro and small enterprises | | 5,900 | 5,310 |
| Other current liabilities | 9 | 17,464,896 | 17,458,797 |
| Total liabilities | | 17,470,796 | 17,464,107 |
| Total equity and liabilities | | 17,419,137 | 17,419,775 |

Summary of significant accounting policies

3

The accompanying notes are an integral part of the financial statements.

As per our report of even date

For Sanjay Rastogi & Associates
Firm registration No : 014056N
Chartered Accountants

CA Sanjay Rastogi
Proprietor
Membership No. : 075033



For and on behalf of the Board of Directors of
SANKALP BUILDTech PRIVATE LIMITED

Narendra Vashisht
Director
DIN-06713906

Ayush Agarwal
Director
DIN-08129153

Place : New Delhi
Date : 13 May 2019

SANKALP BUILDTECH PRIVATE LIMITED
STATEMENT OF PROFIT AND LOSS FOR THE YEAR ENDED 31 MARCH 2019
(Amount in Rupees, unless otherwise stated)

| Particulars | Notes | 31 March 2019 | 31 March 2018 |
|--|-------|----------------|-----------------|
| Revenue | | - | - |
| Total Income | | - | - |
| EXPENSES | | | |
| Finance costs | 10 | 89 | 118 |
| Other expenses | 11 | 7,238 | 12,419 |
| Total Expenses | | 7,327 | 12,537 |
| Loss before tax from continuing operations | | (7,327) | (12,537) |
| Tax expense: | | | |
| Current tax | | - | - |
| Loss for the year from continuing operations | | (7,327) | (12,537) |
| Other comprehensive income | | - | - |
| Total other comprehensive income for the year, net of tax | | - | - |
| Total comprehensive loss for the year, net of tax | | (7,327) | (12,537) |
| Earnings per equity share: | 12 | | |
| Basic (Rs.) | | (0.73) | (1.25) |
| Diluted (Rs.) | | (0.73) | (1.25) |

Summary of significant accounting policies

The accompanying notes are an integral part of the financial statements.

As per our report of even date


For Sanjay Rastogi & Associates
Firm registration No : 014056N
Chartered Accountants



CA Sanjay Rastogi
Proprietor
Membership No. : 075033



For and on behalf of the Board of Directors of
SANKALP BUILDTECH PRIVATE LIMITED



Narendra Vashisht
Director
DIN-06713906

Ayush Agarwal
Director
DIN-08129153

Place : New Delhi
Date : 13 May 2019

SANKALP PROMOTERS PRIVATE LIMITED
STANDALONE BALANCE SHEET AS AT 31 MARCH 2019
(Amount in rupees, unless otherwise stated)

| | Notes | As at 31 March 2019 | As at 31 March 2018 |
|--|-------|------------------------|------------------------|
| ASSETS | | | |
| Non-current assets | | | |
| Financial Assets | | | |
| Investments | 4 | 1,00,000 | 1,00,000 |
| | | 1,00,000 | 1,00,000 |
| Current assets | | | |
| Inventories | 5 | 4,44,58,479 | 4,44,58,479 |
| Financial assets | | | |
| Cash and cash equivalents | 6 | 1,23,023 | 21,349 |
| Other bank balances | 7 | 1,59,448 | 6,32,129 |
| Other financial assets | 8 | 27,722 | 1,44,06,210 |
| Other current assets | 9 | 66,286 | 1,76,860 |
| Total assets | | 4,49,34,958 | 5,97,95,027 |
| EQUITY AND LIABILITIES | | | |
| Equity | | | |
| Equity share capital | 10 | 1,00,000 | 1,00,000 |
| Other equity | 11 | (18,52,599) | (6,60,403) |
| Total equity | | (17,52,599) | (5,60,403) |
| LIABILITIES | | | |
| Current liabilities | | | |
| Financial liabilities | | | |
| Trade payables | 12 | | |
| -total outstanding dues of micro and small enterprises | | | |
| -total outstanding dues other than micro and small enterprises | | 1,98,276 | 1,36,485 |
| Other current liabilities | 13 | 4,64,89,281 | 6,02,18,945 |
| Total liabilities | | 4,66,87,557 | 6,03,55,430 |
| Total equity and liabilities | | 4,49,34,958 | 5,97,95,027 |
| Summary of significant accounting policies | | | |
| | 3 | | |

The accompanying notes are an integral part of the financial statements.

As per our report of even date

For MNV & CO.
Firm Reg. No.: 023682N
Chartered Accountants

Vikram Suri
Partner
Membership No.: 505887

For and on behalf of the Board of Directors of
SANKALP PROMOTERS PRIVATE LIMITED


Manish Aggarwal
Director
DIN-08383049


Ajay Kumar
Director
DIN-08028800

Place : New Delhi
Date : 13 May 2019

SANKALP PROMOTERS PRIVATE LIMITED
STANDALONE STATEMENT OF PROFIT AND LOSS FOR THE YEAR ENDED 31 MARCH 2019
(Amount in rupees, unless otherwise stated)

| Particulars | Notes | 31 March 2019 | 31 March 2018 |
|--|-------|--------------------|-------------------|
| Other income | 14 | 40,530 | 64,004 |
| Total Income | | 40,530 | 64,004 |
| EXPENSES | | | |
| Finance costs | 15 | 5,443 | 89 |
| Other expenses | 16 | 12,27,283 | 1,81,778 |
| Total Expenses | | 12,32,726 | 1,81,867 |
| (Loss) before tax from continuing operations | | (11,92,196) | (1,17,863) |
| Tax expense: | | | |
| Current tax | | - | - |
| (Loss) for the year from continuing operations | | (11,92,196) | (1,17,863) |
| Other comprehensive income | | - | - |
| Total other comprehensive income for the year, net of tax | | - | - |
| Total comprehensive (loss) for the year, net of tax | | (11,92,196) | (1,17,863) |
| Earnings per equity share: | 17 | | |
| (1) Basic | | (119.22) | (11.79) |
| (2) Diluted | | (119.22) | (11.79) |

Summary of significant accounting policies

3

The accompanying notes are an integral part of the financial statements.

As per our report of even date

For MNV & CO.
Firm Reg. No.: 02/682N
Chartered Accountants

Vikrant Suri
Partner
Membership No.: 505887

For and on behalf of the Board of Directors of
SANKALP PROMOTERS PRIVATE LIMITED


Manish Aggarwal
Director
DIN-08383049


Ajay Kumar
Director
DIN-08028800

Place : New Delhi
Date : 13 May 2019

SANSKAR BUILDCON PRIVATE LIMITED
BALANCE SHEET AS AT 31 MARCH 2019
(Amount in rupees, unless otherwise stated)

ASSETS

Current assets

Financial assets

Cash and cash equivalents

Other financial assets

Other current assets

Total Assets

EQUITY AND LIABILITIES

Equity

Equity share capital

Other equity

Total equity

LIABILITIES

Current liabilities

Financial liabilities

Trade payables

-total outstanding dues of micro and small enterprises

-total outstanding dues other than micro and small enterprises

Other current liabilities

Total liabilities

Total Equity and Liabilities

Summary of significant accounting policies

The accompanying notes are an integral part of the financial statements.

As per our report of even date

For MNV & CO.

Firm Reg. No.: 023/MN-

Chartered Accountants

Vikrant Suri

Partner

Membership No.: 505887



Place : New Delhi

Date : 13 May 2019

| Notes | As at | |
|-------|------------------|------------------|
| | 31 March 2019 | 31 March 2018 |
| 4 | 30,728 | 36,153 |
| 5 | 1,945,388 | 9,259,927 |
| 6 | 196,270 | 196,270 |
| | 2,172,386 | 9,492,350 |

| | | |
|---|------------------|------------------|
| 7 | 100,000 | 100,000 |
| 8 | 2,066,485 | 2,075,957 |
| | 2,166,485 | 2,175,957 |

| | | |
|----|------------------|------------------|
| 9 | - | - |
| | 5,901 | 7,124,203 |
| 10 | - | 192,190 |
| | 5,901 | 7,316,393 |
| | 2,172,386 | 9,492,350 |

3

For and on behalf of the Board of Directors of
SANSKAR BUILDCON PRIVATE LIMITED

Arif Mohamad
Director

DIN-07119219

Gaurav Seth
Director

DIN-08129148

SANSKAR BUILDCON PRIVATE LIMITED
STATEMENT OF PROFIT AND LOSS FOR THE YEAR ENDED 31 MARCH 2019
(Amount in rupees, unless otherwise stated)

| Particulars | Notes | 31 March 2019 | 31 March 2018 |
|---|-------|---------------|---------------|
| Revenue | | - | - |
| Total Income | | - | - |
| EXPENSES | | | |
| Finance costs | 11 | 53 | 137 |
| Other expenses | 12 | 9,419 | 7,922 |
| Total Expenses | | 9,472 | 8,059 |
| (Loss) before tax from continuing operations | | (9,472) | (8,059) |
| Tax expense: | | | |
| Current tax | | - | - |
| (Loss) for the year from continuing operations | | (9,472) | (8,059) |
| Other comprehensive income | | - | - |
| Total other comprehensive income for the year, net of tax | | - | - |
| Total comprehensive (loss) for the year, net of tax | | (9,472) | (8,059) |
| Earnings per equity share: | 13 | | |
| (1) Basic | | (0.95) | (0.81) |
| (2) Diluted | | (0.95) | (0.81) |
| Summary of significant accounting policies | 3 | | |

The accompanying notes are an integral part of the financial statements.

As per our report of even date

For MNV & CO.

Firm Reg. No.: 023682M
Chartered Accountants

Vikram Seth
Partner

Membership No.: 505887



For and on behalf of the Board of Directors of
SANSKAR BUILDCON PRIVATE LIMITED

Arif Mohamad
Director
DIN-07119219

Gaurav Seth
Gaurav Seth
Director
DIN-08129148

Place : New Delhi
Date : 13 May 2019

SANSKAR BUILDWELL PRIVATE LIMITED
BALANCE SHEET AS AT 31 MARCH 2019
(Amount in rupees, unless otherwise stated)

| | Notes | As at 31 March 2019 | As at 31 March 2018 |
|--|-------|------------------------|------------------------|
| ASSETS | | | |
| Current assets | | | |
| Financial assets | | | |
| Cash and cash equivalents | 4 | 24,276 | 29,693 |
| Other current assets | 5 | - | - |
| Total Assets | | 24,276 | 29,693 |
| EQUITY AND LIABILITIES | | | |
| Equity | | | |
| Equity share capital | 6 | 100,000 | 100,000 |
| Other equity | 7 | (406,834) | (377,726) |
| Total equity | | (306,834) | (277,726) |
| LIABILITIES | | | |
| Current liabilities | | | |
| Financial liabilities | | | |
| Trade payables | 8 | - | - |
| -total outstanding dues of micro and small enterprises | | 6,209 | 5,618 |
| -total outstanding dues other than micro and small enterprises | 9 | 324,901 | 301,801 |
| Other current liabilities | 10 | - | - |
| Provisions | | 331,110 | 307,419 |
| Total liabilities | | 24,276 | 29,693 |

Total Equity and Liabilities

Summary of significant accounting policies

The accompanying notes are an integral part of the financial statements.

As per our report of even date


For MNV & CO.
Firm registration No.: 023682N
Chartered Accountants

Vikrant Suri
Partner
Membership No.: 505887

Place : New Delhi
Date : 13 May 2019

For and on behalf of the Board of Directors of
SANSKAR BUILDWELL PRIVATE LIMITED


Ramesh Khulbe
Director
DIN- 07109071


Firoz Ahmed Khan
Director
DIN- 07158432

8

SANSKAR BUILDWELL PRIVATE LIMITED
STATEMENT OF PROFIT AND LOSS FOR THE YEAR ENDED 31 MARCH 2019
(Amount in rupees, unless otherwise stated)

| Particulars | Notes | 31 March 2019 | 31 March 2018 |
|--|-------|-----------------|------------------|
| Revenue | 11 | - | 24,587 |
| Total Income | | - | 24,587 |
| EXPENSES | | | |
| Finance costs | 12 | 17 | 187,103 |
| Other expenses | 13 | 29,091 | 10,726 |
| Total Expenses | | 29,108 | 197,829 |
| (Loss) before tax from continuing operations | | (29,108) | (173,242) |
| Tax expense: | | | |
| Current tax | | - | - |
| (Loss) for the year from continuing operations | | (29,108) | (173,242) |
| Other comprehensive income | | - | - |
| Total other comprehensive income for the year, net of tax | | - | - |
| Total comprehensive (loss) for the year, net of tax | | (29,108) | (173,242) |
| Earnings per equity share: | 14 | | |
| (1) Basic | | (2.91) | (17.32) |
| (2) Diluted | | (2.91) | (17.32) |

Summary of significant accounting policies

3

The accompanying notes are an integral part of the financial statements.

As per our report of even date

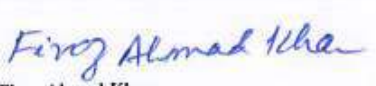
For MNV & CO.
Firm registration No.: 023682N
Chartered Accountants

Vikrant Suri
Partner
Membership No.: 505887



For and on behalf of the Board of Directors of
SANSKAR BUILDWELL PRIVATE LIMITED


Ramesh Khulbe
Director
DIN- 07109071


Firoz Ahmed Khan
Director
DIN- 07158432

Place : New Delhi
Date : 13 May 2019

SANYUKTA PROMOTORS PRIVATE LIMITED
STANDALONE BALANCE SHEET AS AT 31 MARCH 2019
(Amount in rupees, unless otherwise stated)

| | Notes | As at 31 March 2019 | As at 31 March 2018 |
|--|-------|------------------------|------------------------|
| ASSETS | | | |
| Non-current assets | | | |
| Financial assets | | | |
| Investments | 4 | - | 60,100,010 |
| | | - | 60,100,010 |
| Current assets | | | |
| Financial assets | | | |
| Cash and cash equivalents | 5 | 18,746 | 690 |
| Other financial assets | 6 | 738,883 | - |
| | | 757,629 | 690 |
| Total Assets | | 757,629 | 60,100,700 |
| EQUITY AND LIABILITIES | | | |
| Equity | | | |
| Equity share capital | 7 | 1,000,000 | 1,000,000 |
| Other equity | 8 | (264,472) | (242,514) |
| Total equity | | 735,528 | 757,486 |
| LIABILITIES | | | |
| Current liabilities | | | |
| Financial liabilities | | | |
| Trade payables | 9 | - | - |
| -total outstanding dues of micro and small enterprises | | - | - |
| -total outstanding dues other than micro and small enterprises | | 22,101 | 5,311 |
| Other current liabilities | 10 | - | 59,337,903 |
| Total liabilities | | 22,101 | 59,343,214 |
| Total Equity and Liabilities | | 757,629 | 60,100,700 |

Summary of significant accounting policies

3

The accompanying notes are an integral part of the financial statements.

As per our report of even date

For Rajeev & Ajay

Firm registration No : 009977N

Chartered Accountants

Ajay Sachdeva

Ajay Sachdeva

Partner

Membership No. : 084302



For and on behalf of the Board of Directors of

SANYUKTA PROMOTORS PRIVATE LIMITED

Gaurav Seth

Gaurav Seth

Director

DIN-08129148

Arif Mohamad

Arif Mohamad

Director

DIN-07119219

Place : New Delhi

Date : 13 May 2019

SANYUKTA PROMOTORS PRIVATE LIMITED
STANDALONE STATEMENT OF PROFIT AND LOSS FOR THE YEAR ENDED 31 MARCH 2019
(Amount in rupees, unless otherwise stated)

| Particulars | Notes | 31 March 2019 | 31 March 2018 |
|--|-------|-----------------|-----------------|
| Other income | 11 | - | 5,725 |
| Total Income (I) | | - | 5,725 |
| EXPENSES | | | |
| Finance costs | 12 | 944 | 779 |
| Other expenses | 13 | 21,014 | 25,830 |
| Total Expenses (II) | | 21,958 | 26,609 |
| (Loss) before tax from continuing operations (I-II) | | (21,958) | (20,884) |
| Tax expense: | | | |
| Current tax | | - | - |
| (Loss) for the year from continuing operations | | (21,958) | (20,884) |
| Other comprehensive income | | - | - |
| Total other comprehensive income for the year, net of tax | | - | - |
| Total comprehensive (loss) for the year, net of tax | | (21,958) | (20,884) |
| Earnings per equity share: | 14 | | |
| (1) Basic | | (0.22) | (0.21) |
| (2) Diluted | | (0.22) | (0.21) |

Summary of significant accounting policies 3

The accompanying notes are an integral part of the financial statements.

As per our report of even date

For Rajeev & Ajay
Firm registration No : 009977N
Chartered Accountants

Ajay Sachdeva
Partner
Membership No. : 084302



For and on behalf of the Board of Directors of
SANYUKTA PROMOTORS PRIVATE LIMITED

Gaurav Seth
Gaurav Seth
Director
DIN-08129148

Arif Mohamad
Arif Mohamad
Director
DIN-07119219

Place : New Delhi
Date : 13 May 2019

SAPPHIRE & SANDS PRIVATE LIMITED
(Incorporated in the Republic of Singapore)

STATEMENT OF FINANCIAL POSITION
AS AT 31 MARCH 2019

| | <u>Note</u> | <u>2019</u> USD | <u>2018</u> USD |
|---|-------------|--------------------------|--------------------------|
| ASSETS | | | |
| Non-current assets | | | |
| Investment in a subsidiary | 5 | 1 | 1 |
| Current assets | | | |
| Projects work-in-progress | 6 | 13,731,567 | 13,731,567 |
| Amount receivable from a related party | 7 | 5,616,100 | 5,616,100 |
| Amount receivable from a subsidiary | 7 | 109,966 | 104,861 |
| Cash and cash equivalents | 8 | 4,694 | 14,979 |
| | | <u>19,462,327</u> | <u>19,467,507</u> |
| Total assets | | <u>19,462,328</u> | <u>19,467,508</u> |
| EQUITY AND LIABILITIES | | | |
| Capital and reserves | | | |
| Share capital | 9 | 1 | 1 |
| Retained earnings | | (166,072) | (158,953) |
| Total equity | | <u>(166,071)</u> | <u>(158,952)</u> |
| Non-current liabilities | | | |
| | | - | - |
| Current liabilities | | | |
| Other payables and accruals | 10 | 6,023 | 4,084 |
| Amount payable to immediate holding company | 10 | 19,622,376 | 19,622,376 |
| Total current liabilities | | <u>19,628,399</u> | <u>19,626,460</u> |
| Total liabilities | | <u>19,628,399</u> | <u>19,626,460</u> |
| Total equity and liabilities | | <u>19,462,328</u> | <u>19,467,508</u> |

The accompanying notes form an integral part of the financial statements.

SAPPHIRE & SANDS PRIVATE LIMITED
(Incorporated in the Republic of Singapore)

**STATEMENT OF PROFIT OR LOSS AND OTHER COMPREHENSIVE INCOME
FOR THE YEAR ENDED 31 MARCH 2019**

| | <u>Note</u> | <u>2019</u> USD | <u>2018</u> USD |
|--|-------------|--------------------|--------------------|
| Revenue | | - | - |
| Other income | | - | - |
| | | - | - |
| Costs and expenses | | | |
| Director's fee | | 2,216 | 2,033 |
| Other expenses | 11 | 4,903 | 5,404 |
| | | (7,119) | (7,437) |
| Loss before tax | 12 | (7,119) | (7,437) |
| Income tax expense | 13 | - | - |
| | | - | - |
| Loss for the year, representing total comprehensive loss for the year | | (7,119) | (7,437) |

The accompanying notes form an integral part of the financial statements.

SARVODAYA BUILDCON PRIVATE LIMITED
BALANCE SHEET AS AT 31 MARCH 2019
(Amount in rupees, unless otherwise stated)

| | Notes | As at 31 March 2019 | As at 31 March 2018 |
|--|-------|------------------------|------------------------|
| ASSETS | | | |
| Current assets | | | |
| Inventories | 4 | 54,332,400 | 54,332,400 |
| Financial assets | | | |
| Cash and cash equivalents | 5 | 18,442 | 24,376 |
| Other financial assets | 6 | 8,097,125 | 8,097,125 |
| Other current assets | 7 | - | - |
| Total Assets | | 62,447,967 | 62,453,901 |
| EQUITY AND LIABILITIES | | | |
| Equity | | | |
| Equity share capital | 8 | 100,000 | 100,000 |
| Other equity | 9 | 5,580,976 | 5,591,243 |
| Total equity | | 5,680,976 | 5,691,243 |
| LIABILITIES | | | |
| Current liabilities | | | |
| Financial liabilities | | | |
| Trade payables | 10 | - | - |
| -total outstanding dues of micro and small enterprises | | 5,903 | 1,164,191 |
| -total outstanding dues other than micro and small enterprises | | - | - |
| Other current liabilities | 11 | 56,761,088 | 55,598,467 |
| Total liabilities | | 56,766,991 | 56,762,658 |
| Total Equity and Liabilities | | 62,447,967 | 62,453,901 |

Summary of significant accounting policies

3

The accompanying notes are an integral part of the financial statements.

As per our report of even date

For MNV & CO.
Firm registration No.: 023682N
Chartered Accountants


Vikram Suri
Partner
Membership No.: 505887

For and on behalf of the Board of Directors of
SARVODAYA BUILDCON PRIVATE LIMITED


Yashpal Saun
Director
DIN-08385668


Sailada Ramakrishna
Director
DIN-08129169

Place : New Delhi
Date : 13 May 2019

SARVODAYA BUILDCON PRIVATE LIMITED
STATEMENT OF PROFIT AND LOSS FOR THE YEAR ENDED 31 MARCH 2019
(Amount in rupees, unless otherwise stated)

| Particulars | Notes | 31 March 2019 | 31 March 2018 |
|--|-------|-----------------|-----------------|
| Other income | 12 | - | 1,875 |
| Total Income | | - | 1,875 |
| EXPENSES | | | |
| Finance costs | 13 | 118 | 89 |
| Other expenses | 14 | 10,149 | 17,689 |
| Total Expenses | | 10,267 | 17,778 |
| (Loss) before tax from continuing operations | | (10,267) | (15,903) |
| Tax expense: | | | |
| Current tax | | - | - |
| (Loss) for the year from continuing operations | | (10,267) | (15,903) |
| Other comprehensive income | | - | - |
| Total other comprehensive income for the year, net of tax | | - | - |
| Total comprehensive (loss) for the year, net of tax | | (10,267) | (15,903) |
| Earnings per equity share: | 15 | | |
| (1) Basic | | (1.03) | (1.59) |
| (2) Diluted | | (1.03) | (1.59) |

Summary of significant accounting policies

3

The accompanying notes are an integral part of the financial statements.

As per our report of even date

For MNV & CO.
Firm registration No.: 023682N
Chartered Accountants


Vikram Suri
Partner
Membership No.: 505887

For and on behalf of the Board of Directors of
SARVODAYA BUILDCON PRIVATE LIMITED


Yashpal Saun
Director
DIN-08385668


Sallada Ramakrishna
Director
DIN-08129169

Place : New Delhi
Date : 13 May 2019

SARVPRIYA REALTORS PRIVATE LIMITED
BALANCE SHEET AS AT 31 MARCH 2019
(Amount in rupees, unless otherwise stated)

| | Notes | As at 31 March 2019 | As at 31 March 2018 |
|--|-------|------------------------|------------------------|
| ASSETS | | | |
| Current assets | | | |
| Inventories | 4 | 106,410,264 | 106,410,264 |
| Financial assets | | | |
| Cash and cash equivalents | 5 | 14,600 | 15,118 |
| Other current assets | 6 | - | - |
| Total Assets | | 106,424,864 | 106,425,382 |
| EQUITY AND LIABILITIES | | | |
| Equity | | | |
| Equity share capital | 7 | 100,000 | 100,000 |
| Other equity | 8 | (67,555,574) | (67,545,413) |
| Total equity | | (67,455,574) | (67,445,413) |
| LIABILITIES | | | |
| Current liabilities | | | |
| Financial liabilities | | | |
| Trade payables | 9 | - | - |
| -total outstanding dues of micro and small enterprises | | - | - |
| -total outstanding dues other than micro and small enterprises | | 5,900 | 5,310 |
| Other current liabilities | 10 | 173,874,538 | 173,865,485 |
| Provisions | 11 | - | - |
| Total liabilities | | 173,880,438 | 173,870,795 |
| Total Equity and Liabilities | | 106,424,864 | 106,425,382 |

Summary of significant accounting policies

3

The accompanying notes are an integral part of the financial statements.

As per our report of even date

For MNV & CO.
Firm Reg. No.: 023682N
Chartered Accountants

Vilasini Suri
Partner
Membership No.: 505887

Place : New Delhi
Date : 13 May 2019

For and on behalf of the Board of Directors of
SARVPRIYA REALTORS PRIVATE LIMITED


Tarun Chadha
Director
DIN-07109007


Ramesh Khulbe
Director
DIN-07109071

SARVPRIYA REALTORS PRIVATE LIMITED
STATEMENT OF PROFIT AND LOSS FOR THE YEAR ENDED 31 MARCH 2019
(Amount in rupees, unless otherwise stated)

| Particulars | Notes | 31 March 2019 | 31 March 2018 |
|--|-------|-----------------|-----------------|
| Revenue | | - | - |
| Total Income | | - | - |
| EXPENSES | | | |
| Finance costs | 12 | 118 | 89 |
| Other expenses | 13 | 10,043 | 16,962 |
| Total Expense | | 10,161 | 17,051 |
| (Loss) before tax from continuing operations | | (10,161) | (17,051) |
| Tax expense: | | | |
| Current tax | | - | - |
| (Loss) for the year from continuing operations | | (10,161) | (17,051) |
| Other comprehensive income | | - | - |
| Total other comprehensive income for the year, net of tax | | - | - |
| Total comprehensive (loss) for the year, net of tax | | (10,161) | (17,051) |
| Earnings per equity share: | 14 | | |
| (1) Basic | | (1.02) | (1.71) |
| (2) Diluted | | (1.02) | (1.71) |

Summary of significant accounting policies

3

The accompanying notes are an integral part of the financial statements.

As per our report of even date

For MNV & CO.
Firm Reg. No.: 023682N
Chartered Accountants


Vikrant Suri
Partner
Membership No.: 505887

For and on behalf of the Board of Directors of
SARVPRIYA REALTORS PRIVATE LIMITED


Tarun Chadha
Director
DIN-07109007


Ramesh Khulbe
Director
DIN-07109071

Place : New Delhi
Date : 13 May 2019

SERIEL BUILD TECH PRIVATE LIMITED
BALANCE SHEET AS AT 31 MARCH 2019
(Amount in rupees, unless otherwise stated)

| | Notes | As at 31 March 2019 | As at 31 March 2018 |
|--|-------|--------------------------|--------------------------|
| ASSETS | | | |
| Non-current assets | | | |
| Financial assets | | | |
| Investments | 4 | 100,000 | 100,000 |
| | | <u>100,000</u> | <u>100,000</u> |
| Current assets | | | |
| Inventories | 5 | 25,183,054 | 25,935,593 |
| Financial assets | | | |
| Cash and cash equivalents | 6 | 25,550 | 18,683 |
| Other financial assets | 7 | 695,001 | 695,001 |
| Other current assets | 8 | 219,557 | 219,557 |
| | | <u>26,123,162</u> | <u>26,868,834</u> |
| Total Assets | | <u>26,223,162</u> | <u>26,968,834</u> |
| EQUITY AND LIABILITIES | | | |
| Equity | | | |
| Equity share capital | 9 | 100,000 | 100,000 |
| Other equity | 10 | (515,691) | (488,065) |
| Total equity | | <u>(415,691)</u> | <u>(388,065)</u> |
| LIABILITIES | | | |
| Current liabilities | | | |
| Financial liabilities | | | |
| Trade payables | 11 | - | - |
| -total outstanding dues of micro and small enterprises | | 14,001 | 5,310 |
| -total outstanding dues other than micro and small enterprises | | | |
| Other current liabilities | 12 | 26,624,852 | 27,351,589 |
| Total liabilities | | <u>26,638,853</u> | <u>27,356,899</u> |
| Total Equity and Liabilities | | <u>26,223,162</u> | <u>26,968,834</u> |

Summary of significant accounting policies

3


The accompanying notes are an integral part of the financial statements.

As per our report of even date

For MNV & CO.
Firm Reg. No.: 023682N
Chartered Accountants


Vikram Suri
Partner
Membership No.: 505887

For and on behalf of the Board of Directors of
SERIEL BUILD TECH PRIVATE LIMITED


Arif Mohamad
Director
DIN- 07119219


Gaurav Seth
Director
DIN- 08129148

Place : New Delhi
Date : 13 May 2019

SERIEL BUILD TECH PRIVATE LIMITED
STATEMENT OF PROFIT AND LOSS FOR THE YEAR ENDED 31 MARCH 2019
(Amount in rupees, unless otherwise stated)

| Particulars | Notes | 31 March 2019 | 31 March 2018 |
|--|-------|-----------------|----------------|
| Revenue | 13 | - | 4,719 |
| Total Income | | - | 4,719 |
| EXPENSES | | | |
| Finance costs | 14 | 89 | 836 |
| Other expenses | 15 | 27,537 | 10,831 |
| Total Expenses | | 27,626 | 11,667 |
| (Loss) before tax from continuing operations | | (27,626) | (6,948) |
| Tax expense: | | | |
| Current tax | | - | - |
| (Loss) for the year from continuing operations | | (27,626) | (6,948) |
| Other comprehensive income | | - | - |
| Total other comprehensive income for the year, net of tax | | - | - |
| Total comprehensive (loss) for the year, net of tax | | (27,626) | (6,948) |
| Earnings per equity share: | 16 | | |
| (1) Basic | | (2.76) | (0.69) |
| (2) Diluted | | (2.76) | (0.69) |

Summary of significant accounting policies

3

The accompanying notes are an integral part of the financial statements.


As per our report of even date

For MNV & CO.
Firm Reg. No.: 023682N
Chartered Accountants


Vikrant Suri
Partner
Membership No.: 505887

For and on behalf of the Board of Directors of
SERIEL BUILD TECH PRIVATE LIMITED


Arif Mohamad
Director
DIN- 07119219


Gaurav Seth
Director
DIN- 08129148

Place : New Delhi
Date : 13 May 2019

SEWAK DEVELOPERS PRIVATE LIMITED
BALANCE SHEET AS AT 31 MARCH 2019
(Amount in rupees, unless otherwise stated)

| | Notes | As at 31 March 2019 | As at 31 March 2018 |
|--|-------|------------------------|------------------------|
| ASSETS | | | |
| Non-current assets | | | |
| Financial assets | | | |
| Investments | 4 | 300,000 | 300,000 |
| | | 300,000 | 300,000 |
| Current assets | | | |
| Inventories | 5 | 836,909,118 | 962,895,295 |
| Financial assets | | | |
| Cash and cash equivalents | 6 | 5,773 | 18,377 |
| Other financial assets | 7 | 24,563,484 | 24,563,484 |
| Other current assets | 8 | 1,119,256 | 1,324,544 |
| Total Assets | | 862,897,631 | 989,101,700 |
| EQUITY AND LIABILITIES | | | |
| Equity | | | |
| Equity share capital | 9 | 100,000 | 100,000 |
| Other equity | 10 | (1,047,865) | (1,019,040) |
| Total equity | | (947,865) | (919,040) |
| LIABILITIES | | | |
| Current liabilities | | | |
| Financial liabilities | | | |
| Trade payables | 11 | - | - |
| -total outstanding dues of micro and small enterprises | | 14,000 | 5,310 |
| -total outstanding dues other than micro and small enterprises | | | |
| Other current liabilities | 12 | 863,831,496 | 990,015,430 |
| Total liabilities | | 863,845,496 | 990,020,740 |
| Total Equity and Liabilities | | 862,897,631 | 989,101,700 |

Summary of significant accounting policies

3

The accompanying notes are an integral part of the financial statements.

As per our report of even date

For MNV & CO.
Firm Reg. No.: 023682N
Chartered Accountants

Vikram Suri
Partner
Membership No.: 505887

For and on behalf of the Board of Directors of
SEWAK DEVELOPERS PRIVATE LIMITED


Arif Mohamad
Director
DIN-07119219


Gaurav Seth
Director
DIN-08129148

Place : New Delhi
Date : 13 May 2019

SEWAK DEVELOPERS PRIVATE LIMITED
STATEMENT OF PROFIT AND LOSS FOR THE YEAR ENDED 31 MARCH 2019
(Amount in rupees, unless otherwise stated)

| Particulars | Notes | 31 March 2019 | 31 March 2018 |
|--|-------|---------------|---------------|
| Revenue | | - | - |
| Total Income (I) | | - | - |
| EXPENSES | | | |
| Finance costs | 13 | 354 | 89 |
| Other expenses | 14 | 28,471 | 9,794 |
| Total Expenses (II) | | 28,825 | 9,883 |
| (Loss) before tax from continuing operations (I-II) | | (28,825) | (9,883) |
| Tax expense: | | | |
| Current tax | | - | - |
| (Loss) for the year from continuing operations | | (28,825) | (9,883) |
| Other comprehensive income | | - | - |
| Total other comprehensive income for the year, net of tax | | - | - |
| Total comprehensive (loss) for the year, net of tax | | (28,825) | (9,883) |
| Earnings per equity share: | 15 | | |
| (1) Basic | | (2.88) | (0.99) |
| (2) Diluted | | (2.88) | (0.99) |

Summary of significant accounting policies

3

The accompanying notes are an integral part of the financial statements.

As per our report of even date


For MNV & CO.
Firm Reg. No.: 023682N
Chartered Accountants


Vikram Suri
Partner
Membership No.: 505887

Place : New Delhi
Date : 13 May 2019

For and on behalf of the Board of Directors of
SEWAK DEVELOPERS PRIVATE LIMITED


Arif Mohamad
Director
DIN-07119219


Gaurav Seth
Director
DIN-08129148

SHARYANS BUILDCON PRIVATE LIMITED
BALANCE SHEET AS AT 31 MARCH 2019
(Amount in rupees, unless otherwise stated)

| | Notes | As at 31 March 2019 | As at 31 March 2018 |
|--|-------|------------------------|------------------------|
| ASSETS | | | |
| Current assets | | | |
| Inventories | 4 | 419,855,868 | 445,698,854 |
| Financial assets | | | |
| Cash and cash equivalents | 5 | 15,174 | 16,692 |
| Other current assets | 6 | - | - |
| Total Assets | | 419,871,042 | 445,715,546 |
| EQUITY AND LIABILITIES | | | |
| Equity | | | |
| Equity share capital | 7 | 1,000,000 | 1,000,000 |
| Other equity | 8 | (20,323,982) | (20,315,067) |
| Total equity | | (19,323,982) | (19,315,067) |
| LIABILITIES | | | |
| Current liabilities | | | |
| Financial liabilities | | | |
| Trade payables | 9 | - | - |
| -total outstanding dues of micro and small enterprises | | - | - |
| -total outstanding dues other than micro and small enterprises | | 5,900 | 5,310 |
| Other current liabilities | 10 | 439,189,124 | 465,025,303 |
| Total liabilities | | 439,195,024 | 465,030,613 |
| Total Equity and Liabilities | | 419,871,042 | 445,715,546 |
| Summary of significant accounting policies | 3 | | |

The accompanying notes are an integral part of the financial statements.

As per our report of even date

For MNV & CO.
Firm Reg. No.: 023682N
Chartered Accountants

Vikram Sufi
Partner
Membership No.: 505887

Place : New Delhi
Date : 13 May 2019

For and on behalf of the Board of Directors of
SHARYANS BUILDCON PRIVATE LIMITED


Arif Mohamad
Director
DIN- 07119219


Gaurav Seth
Director
DIN- 08129148

SHARYANS BUILDCON PRIVATE LIMITED
STATEMENT OF PROFIT AND LOSS FOR THE YEAR ENDED 31 MARCH 2019
(Amount in rupees, unless otherwise stated)

| Particulars | Notes | 31 March 2019 | 31 March 2018 |
|---|-------|---------------|---------------|
| Revenue | | - | - |
| Total Income | | - | - |
| EXPENSES | | | |
| Finance costs | 11 | 118 | 89 |
| Other expenses | 12 | 8,797 | 16,441 |
| Total Expenses | | 8,915 | 16,530 |
| (Loss) before tax from continuing operations | | (8,915) | (16,530) |
| Tax expense: | | | |
| Current tax | | - | - |
| (Loss) for the year from continuing operations | | (8,915) | (16,530) |
| Other comprehensive income | | - | - |
| Total other comprehensive income for the year, net of tax | | - | - |
| Total comprehensive (loss) for the year, net of tax | | (8,915) | (16,530) |
| Earnings per equity share: | 13 | | |
| (1) Basic | | (0.09) | (0.17) |
| (2) Diluted | | (0.09) | (0.17) |

Summary of significant accounting policies

3


The accompanying notes are an integral part of the financial statements.

As per our report of even date

For MNV & CO.
Firm Reg. No.: 023682N
Chartered Accountants

Vikrant Suri
Partner
Membership No.: 505887

For and on behalf of the Board of Directors of
SHARYANS BUILDCON PRIVATE LIMITED


Arif Mohamad
Director
DIN- 07119219


Gaurav Seth
Director
DIN- 08129148

Place : New Delhi
Date : 13 May 2019

SHAURYA PROPBUILD PRIVATE LIMITED
BALANCE SHEET AS AT 31 MARCH 2019
(Amount in rupees, unless otherwise stated)

ASSETS

Current assets

Inventories

Financial assets

Cash and cash equivalents

Total Assets

EQUITY AND LIABILITIES

Equity

Equity share capital

Other equity

Total equity

LIABILITIES

Current liabilities

Financial liabilities

Trade payables

-total outstanding dues of micro and small enterprises

-total outstanding dues other than micro and small enterprises

Other current liabilities

Total liabilities

Total Equity and Liabilities

Summary of significant accounting policies

The accompanying notes are an integral part of the financial statements.

As per our report of even date

For Rajeev & Ajay

Firm registration No : 009977N

Chartered Accountants

Ajay Sachdeva

Partner

Membership No. : 084302

Place : New Delhi

Date : 13 May 2019



| Notes | As at | |
|-------|--------------------|--------------------|
| | 31 March 2019 | 31 March 2018 |
| 4 | 104,340,420 | 104,340,420 |
| 5 | 20,290 | 18,378 |
| | 104,360,710 | 104,358,798 |
| 6 | 190,000 | 190,000 |
| 7 | 104,064,297 | 104,071,936 |
| | 104,254,297 | 104,261,936 |
| 8 | - | - |
| 9 | 11,301 | 5,310 |
| | 95,112 | 91,552 |
| | 106,413 | 96,862 |
| | 104,360,710 | 104,358,798 |

3

For and on behalf of the Board of Directors of

SHAURYA PROPBUILD PRIVATE LIMITED

Murli Kumara Krishna Shetty

Director

DIN-08385602

Amitava Chattopadhyay

Director

DIN- 07150600

SHAURYA PROPBUILD PRIVATE LIMITED
STATEMENT OF PROFIT AND LOSS FOR THE YEAR ENDED 31 MARCH 2019
(Amount in rupees, unless otherwise stated)

| Particulars | Notes | 31 March 2019 | 31 March 2018 |
|--|-------|---------------|---------------|
| Revenue | | - | - |
| Total Income (I) | | - | - |
| EXPENSES | | | |
| Finance costs | 10 | 89 | 89 |
| Other expenses | 11 | 7,550 | 8,233 |
| Total Expenses (II) | | 7,639 | 8,322 |
| (Loss) before tax from continuing operations (I-II) | | (7,639) | (8,322) |
| Tax expense: | | | |
| Current tax | | - | - |
| (Loss) for the year from continuing operations | | (7,639) | (8,322) |
| Other comprehensive income | | - | - |
| Total other comprehensive income for the year, net of tax | | - | - |
| Total comprehensive (loss) for the year, net of tax | | (7,639) | (8,322) |
| Earnings per equity share: | 12 | | |
| (1) Basic | | (0.40) | (0.44) |
| (2) Diluted | | (0.40) | (0.44) |
| Summary of significant accounting policies | 3 | | |

The accompanying notes are an integral part of the financial statements.

As per our report of even date

For Rajeev & Ajay

Firm registration No : 009977N

Chartered Accountants

Ajay Sachdeva

Partner

Membership No. : 084302



For and on behalf of the Board of Directors of

SHAURYA PROPBUILD PRIVATE LIMITED

Murli Kumara Krishna Shetty

Director

DIN-08385602

Amitava Chattopadhyay

Director

DIN- 07150600

Place : New Delhi

Date : 13 May 2019

SHITIJ BUILDCON PRIVATE LIMITED
BALANCE SHEET AS AT 31 MARCH 2019
(Amount in rupees, unless otherwise stated)

| | Notes | As at 31 March 2019 | As at 31 March 2018 |
|--|-------|------------------------|------------------------|
| Non-current assets | | | |
| Property, plant and equipment | 4 | - | 550,052,250 |
| | | - | 550,052,250 |
| Current assets | | | |
| Inventories | 5 | - | 80,827,657 |
| Financial assets | | | |
| Cash and cash equivalents | 6 | 25,132 | 33,848 |
| Other current assets | 7 | 342,858,600 | 342,858,600 |
| | | 342,883,732 | 423,720,105 |
| Total Assets | | 342,883,732 | 973,772,355 |
| EQUITY AND LIABILITIES | | | |
| Equity | | | |
| Equity share capital | 8 | 100,000 | 100,000 |
| Other equity | 9 | (4,502,515) | (4,493,301) |
| Total equity | | (4,402,515) | (4,393,301) |
| LIABILITIES | | | |
| Current liabilities | | | |
| Financial liabilities | | | |
| Trade payables | 10 | - | - |
| -total outstanding dues of micro and small enterprises | | 43,026,704 | 43,297,014 |
| -total outstanding dues other than micro and small enterprises | | 304,259,543 | 934,868,642 |
| Other current liabilities | 11 | 347,286,247 | 978,165,656 |
| Total liabilities | | 342,883,732 | 973,772,355 |
| Total Equity and Liabilities | | 342,883,732 | 973,772,355 |

Summary of significant accounting policies

3

The accompanying notes are an integral part of the financial statements.

As per our report of even date

For MNV & CO.
Firm Reg. No.: 023562N
Chartered Accountants

Vikrant Sutti
Partner
Membership No.: 505887

For and on behalf of the Board of Directors of
SHITIJ BUILDCON PRIVATE LIMITED


Jitesh Sharma
Director
DIN-08428478


Kamal Bajaj
Director
DIN-06713913

Place : New Delhi
Date : 13 May 2019

SHITU BUILDCON PRIVATE LIMITED
STATEMENT OF PROFIT AND LOSS FOR THE YEAR ENDED 31 MARCH 2019
(Amount in rupees, unless otherwise stated)

| Particulars | Notes | 31 March 2019 | 31 March 2018 |
|---|-------|---------------|---------------|
| Revenue | | - | - |
| Total Income | | - | - |
| EXPENSES | | | |
| Finance costs | 12 | - | 89 |
| Other expenses | 13 | 9,214 | 482,387 |
| Total Expenses | | 9,214 | 482,476 |
| (Loss) before tax from continuing operations | | (9,214) | (482,476) |
| Tax expense: | | | |
| Current tax | | - | - |
| (Loss) for the year from continuing operations | | (9,214) | (482,476) |
| Total other comprehensive income for the year, net of tax | | - | - |
| Total comprehensive (loss) for the year, net of tax | | (9,214) | (482,476) |
| Earnings per equity share: | 14 | | |
| (1) Basic | | (0.92) | (48.25) |
| (2) Diluted | | (0.92) | (48.25) |

Summary of significant accounting policies

3

The accompanying notes are an integral part of the financial statements.

As per our report of even date

For MNV & CO.
Firm Reg. No.: 023682N
Chartered Accountants

Vikram Saxena
Partner
Membership No.: 505887

For and on behalf of the Board of Directors of
SHITU BUILDCON PRIVATE LIMITED


Jitesh Sharma
Director
DIN-08428478


Ramal Bajaj
Director
DIN-06713913

Place : New Delhi
Date : 13 May 2019

SHRESTHA CONBUILD PRIVATE LIMITED
BALANCE SHEET AS AT 31 MARCH 2019
(Amount in Rupees, unless otherwise stated)

| | Notes | As at 31 March 2019 | As at 31 March 2018 |
|--|-------|------------------------|------------------------|
| ASSETS | | | |
| Current assets | | | |
| Cash and cash equivalents | 4 | 599,345 | 609,081 |
| Other current assets | 5 | 2,152,500,000 | 2,152,500,000 |
| Total Assets | | 2,153,099,345 | 2,153,109,081 |
| EQUITY AND LIABILITIES | | | |
| Equity | | | |
| Equity share capital | 6 | 10,000,000 | 10,000,000 |
| Other equity | 7 | 2,090,553,345 | 2,090,564,432 |
| Total equity | | 2,100,553,345 | 2,100,564,432 |
| LIABILITIES | | | |
| Current liabilities | | | |
| Financial liabilities | | | |
| Trade payables | 8 | - | - |
| -total outstanding dues of micro and small enterprises | | 11,300 | 5,310 |
| -total outstanding dues other than micro and small enterprises | | 52,534,384 | 52,534,384 |
| Other financial liabilities | 9 | 316 | 4,955 |
| Other current liabilities | 10 | 52,546,000 | 52,544,649 |
| Total liabilities | | 2,153,099,345 | 2,153,109,081 |
| Total Equity and Liabilities | | 2,153,099,345 | 2,153,109,081 |

Summary of significant accounting policies 3

The accompanying notes are an integral part of the financial statements.

As per our report of even date

For Rajeev & Ajay
Firm registration No : 009977N
Chartered Accountants

Ajay Sachdeva
Partner
Membership No. : 084302



For and on behalf of the Board of Directors of
SHRESTHA CONBUILD PRIVATE LIMITED

Purushottam Grover
Director
DIN-08315022

Vikas Garg
Director
DIN- 05267799

Place : New Delhi
Date : 13 May 2019

SHRESTHA CONBUILD PRIVATE LIMITED
STATEMENT OF PROFIT AND LOSS FOR THE YEAR ENDED 31 MARCH 2019
(Amount in Rupees, unless otherwise stated)

| Particulars | Notes | 31 March 2019 | 31 March 2018 |
|--|-------|---------------|---------------|
| Revenue | | - | - |
| Total Income (I) | | - | - |
| EXPENSES | | | |
| Finance costs | 11 | 320 | 1,672 |
| Other expenses | 12 | 10,767 | 11,038 |
| Total Expenses (II) | | 11,087 | 12,710 |
| Profit/(Loss) before tax from continuing operations (I-II) | | (11,087) | (12,710) |
| Tax expense: | | | |
| Current Tax | | - | - |
| Profit/(Loss) for the year from continuing operations | | (11,087) | (12,710) |
| Other Comprehensive Income | | - | - |
| Total other comprehensive income for the year, net of tax | | - | - |
| Total comprehensive income/(loss) for the year, net of tax | | (11,087) | (12,710) |
| Earnings per equity share (computed on the basis of profit/(loss) for the year): | 13 | | |
| (1) Basic | | (0.01) | (0.01) |
| (2) Diluted | | (0.01) | (0.01) |

Summary of significant accounting policies

3

The accompanying notes are an integral part of the financial statements.

As per our report of even date

For Rajeev & Ajay
Firm registration No : 009977N
Chartered Accountants

Ajay Sachdeva
Partner
Membership No. : 084302



For and on behalf of the Board of Directors of
SHRESTHA CONBUILD PRIVATE LIMITED

Purushottam Grover
Director
DIN-08315022

Vikas Garg
Director
DIN- 05267799

Place : New Delhi
Date : 13 May 2019

SHREY PROMOTERS PRIVATE LIMITED
STANDALONE BALANCE SHEET AS AT 31 MARCH 2019
(Amount in Rupees, unless otherwise stated)

| | Notes | As at 31 March 2019 | As at 31 March 2018 |
|--|-------|------------------------|------------------------|
| ASSETS | | | |
| Non-current assets | | | |
| Financial Assets | | | |
| Investments | 4 | 687,554,574 | 687,954,574 |
| | | 687,554,574 | 687,954,574 |
| Current assets | | | |
| Inventories | 5 | 20,065,521 | 16,722,933 |
| Financial assets | | | |
| Cash and cash equivalents | 6 | 28,681 | 100,968 |
| Other current assets | 7 | 113,772,325 | 113,772,325 |
| | | 133,866,527 | 130,596,226 |
| Total Assets | | 821,421,101 | 818,550,800 |
| EQUITY AND LIABILITIES | | | |
| Equity | | | |
| Equity share capital | 8 | 70,000,000 | 70,000,000 |
| Other equity | 9 | (5,134,428) | (4,958,284) |
| Total equity | | 64,865,572 | 65,041,716 |
| LIABILITIES | | | |
| Current liabilities | | | |
| Financial liabilities | | | |
| Trade payables | 10 | - | - |
| -total outstanding dues of micro and small enterprises | | 22,100 | 5,310 |
| -total outstanding dues other than micro and small enterprises | | - | - |
| Other financial liabilities | 11 | 503,200 | - |
| Other current liabilities | 12 | 756,030,229 | 753,503,774 |
| Total liabilities | | 756,555,529 | 753,509,084 |
| Total Equity and Liabilities | | 821,421,101 | 818,550,800 |

Summary of significant accounting policies

3

The accompanying notes are an integral part of the financial statements.

As per our report of even date

For Rajeev & Ajay
Firm registration No : 009977N
Chartered Accountants

Sachdeva
Ajay Sachdeva
Partner
Membership No. : 084302



For and on behalf of the Board of Directors of
SHREY PROMOTERS PRIVATE LIMITED

Niranjan
Niranjan Kumar Jha
Director
DIN-08376638

Smriti
Smriti Narayan Pradhan
Director
DIN- 08367736

Place : New Delhi
Date : 13 May 2019

Suman
Suman Jain
Company Secretary

SHREY PROMOTERS PRIVATE LIMITED
STANDALONE STATEMENT OF PROFIT AND LOSS FOR THE YEAR ENDED 31 MARCH 2019
(Amount in Rupees, unless otherwise stated)

| Particulars | Notes | 31 March 2019 | 31 March 2018 |
|--|-------|------------------|-----------------|
| Other income | 13 | - | 5,618 |
| Total Income (I) | | - | 5,618 |
| EXPENSES | | | |
| Finance costs | 14 | 29 | 118 |
| Other expenses | 15 | 176,115 | 45,796 |
| Total Expenses (II) | | 176,144 | 45,914 |
| Profit/(Loss) before tax from continuing operations (I-II) | | (176,144) | (40,296) |
| Tax expense: | | | |
| Current Tax | | - | - |
| Profit/(Loss) for the year from continuing operations | | (176,144) | (40,296) |
| Other Comprehensive Income | | - | - |
| Total other comprehensive income for the year, net of tax | | - | - |
| Total comprehensive income/(loss) for the year, net of tax | | (176,144) | (40,296) |
| Earnings per equity share (computed on the basis of profit/(loss) for the year): | 16 | | |
| (1) Basic | | (0.025) | (0.006) |
| (2) Diluted | | (0.025) | (0.006) |

Summary of significant accounting policies 3

The accompanying notes are an integral part of the financial statements.

As per our report of even date

For Rajeev & Ajay
Firm registration No : 009977N
Chartered Accountants

Ajay Sachdeva
Partner
Membership No. : 084302



Place : New Delhi
Date : 13 May 2019

For and on behalf of the Board of Directors of
SHREY PROMOTERS PRIVATE LIMITED

Niranjan Kumar Jha
Director
DIN-08376638

Smruti Narayan Pradhan
Director
DIN- 08367736

Suman Jain
Company Secretary

SIDHANT BUILDCON PRIVATE LIMITED
BALANCE SHEET AS AT 31 MARCH 2019
(Amount in rupees, unless otherwise stated)

| | Notes | As at 31 March 2019 | As at 31 March 2018 |
|--|-------|------------------------|------------------------|
| ASSETS | | | |
| Current assets | | | |
| Inventories | 4 | 230,861,999 | 279,097,329 |
| Financial assets | | | |
| Cash and cash equivalents | 5 | 15,380 | 13,898 |
| Other financial assets | 6 | - | 188,283,660 |
| Other current assets | 7 | 2,273,121 | 2,273,121 |
| Total Assets | | 233,150,500 | 469,668,008 |
| EQUITY AND LIABILITIES | | | |
| Equity | | | |
| Equity share capital | 8 | 1,000,000 | 1,000,000 |
| Other equity | 9 | (501,055) | (489,958) |
| Total equity | | 498,945 | 510,042 |
| LIABILITIES | | | |
| Current liabilities | | | |
| Financial liabilities | | | |
| Trade payables | 10 | - | - |
| -total outstanding dues of micro and small enterprises | | 5,900 | 5,311 |
| -total outstanding dues other than micro and small enterprises | | | |
| Other current liabilities | 11 | 232,645,655 | 469,152,655 |
| Total liabilities | | 232,651,555 | 469,157,966 |
| Total Equity and Liabilities | | 233,150,500 | 469,668,008 |

Summary of significant accounting policies

3

The accompanying notes are an integral part of the financial statements.

As per our report of even date

For MNV & CO.
Firm Reg. No.: 014682M
Chartered Accountants


Vikrant Suri
Partner
Membership No.: 505887

Place : New Delhi
Date : 13 May 2019

For and on behalf of the Board of Directors of
SIDHANT BUILDCON PRIVATE LIMITED


Gaurav Seth
Director
DIN- 08129148


Arif Mohamad
Director
DIN- 07119219

8

SIDHANT BUILDCON PRIVATE LIMITED
STATEMENT OF PROFIT AND LOSS FOR THE YEAR ENDED 31 MARCH 2019
(Amount in rupees, unless otherwise stated)

| Particulars | Notes | 31 March 2019 | 31 March 2018 |
|--|-------|-----------------|-----------------|
| Revenue | | - | - |
| Total Income | | - | - |
| EXPENSES | | | |
| Finance costs | 12 | 118 | 2,744 |
| Other expenses | 13 | 10,979 | 15,401 |
| Total Expenses | | 11,097 | 18,145 |
| (Loss) before tax from continuing operations | | (11,097) | (18,145) |
| Tax expense: | | | |
| Current tax | | - | - |
| (Loss) for the year from continuing operations | | (11,097) | (18,145) |
| Other comprehensive income | | - | - |
| Total other comprehensive income for the year, net of tax | | - | - |
| Total comprehensive (loss) for the year, net of tax | | (11,097) | (18,145) |
| Earnings per equity share: | 14 | | |
| (1) Basic | | (0.11) | (0.18) |
| (2) Diluted | | (0.11) | (0.18) |

Summary of significant accounting policies

3

The accompanying notes are an integral part of the financial statements.

As per our report of even date

For MNV & CO.
Firm Reg. No.: 023682N
Chartered Accountants


Vikrant Suri
Partner
Membership No.: 505887

For and on behalf of the Board of Directors of
SIDHANT BUILDCON PRIVATE LIMITED


Gaurav Seth
Director
DIN- 08129148


Arif Mohamad
Director
DIN- 07119219

Place : New Delhi
Date : 13 May 2019

SIDHIVINAYAK BUILDCON PRIVATE LIMITED
STANDALONE BALANCE SHEET AS AT 31 MARCH 2019
(Amount in rupees, unless otherwise stated)

| | Notes | As at 31 March 2019 | As at 31 March 2018 |
|--|-------|------------------------|------------------------|
| ASSETS | | | |
| Non-current assets | | | |
| Financial Assets | 4 | 200,000 | 200,000 |
| Investments | | 200,000 | 200,000 |
| Current assets | | | |
| Inventories | 5 | 66,664,087 | 283,737,036 |
| Financial assets | 6 | 5,492 | 12,096 |
| Cash and cash equivalents | 7 | 6,602,437 | 6,602,437 |
| Other financial assets | 8 | 1,119,844 | 1,119,844 |
| Other current assets | | 74,391,860 | 291,471,413 |
| | | 74,591,860 | 291,671,413 |
| Total Assets | | | |
| EQUITY AND LIABILITIES | | | |
| Equity | | | |
| Equity share capital | 9 | 125,000 | 125,000 |
| Other equity | 10 | (1,107,629) | (1,080,154) |
| Total equity | | (982,629) | (955,154) |
| LIABILITIES | | | |
| Current liabilities | | | |
| Financial liabilities | 11 | - | - |
| Trade payables | | 14,000 | 5,310 |
| -total outstanding dues of micro and small enterprises | | | |
| -total outstanding dues other than micro and small enterprises | 12 | 75,560,489 | 292,621,257 |
| Other current liabilities | | 75,574,489 | 292,626,567 |
| Total liabilities | | 74,591,860 | 291,671,413 |
| Total Equity and Liabilities | | | |

Summary of significant accounting policies

The accompanying notes are an integral part of the financial statements.

As per our report of even date

For MNV & CO.

Firm Reg. No. 023682N

Chartered Accountants

Vikram Suri
Partner
Membership No. 505887

Place : New Delhi
Date : 13 May 2019

For and on behalf of the Board of Directors of
SIDHIVINAYAK BUILDCON PRIVATE LIMITED

Roli Aggarwal
Director
DIN- 08388011

Vivek Singh
Director
DIN- 03466774

SIDHIVINAYAK BUILDCON PRIVATE LIMITED
STANDALONE STATEMENT OF PROFIT AND LOSS FOR THE YEAR ENDED 31 MARCH 2019
(Amount in rupees, unless otherwise stated)

| Particulars | Notes | 31 March 2019 | 31 March 2018 |
|--|-------|-----------------|----------------|
| Revenue from operations | 13 | - | 15,156 |
| Total Income | | - | 15,156 |
| Finance costs | 14 | 354 | 3,568 |
| Other expenses | 15 | 27,121 | 13,005 |
| Total Expenses | | 27,475 | 16,573 |
| (Loss) before tax from continuing operations | | (27,475) | (1,417) |
| Tax expense: | | | |
| Current tax | | (27,475) | (1,417) |
| (Loss) for the year from continuing operations | | - | - |
| Total other comprehensive income for the year, net of tax | | (27,475) | (1,417) |
| Total comprehensive (loss) for the year, net of tax | | (27,475) | (1,417) |
| Earnings per equity share: | 16 | | |
| (1) Basic | | (2.20) | (0.11) |
| (2) Diluted | | (2.20) | (0.11) |

Summary of significant accounting policies

The accompanying notes are an integral part of the financial statements.

As per our report of even date

For MNV & CO.
Firm Reg. No. 236824
Chartered Accountants
Vikram Suri
Partner
Membership No.: 505887

For and on behalf of the Board of Directors of
SIDHIVINAYAK BUILDCON PRIVATE LIMITED

Roli Aggarwal
Director
DIN- 08388011

Vivek Singh
Director
DIN- 03466774

Place : New Delhi
Date : 13 May 2019

SIDHIVINAYAK DUROBUILD PRIVATE LIMITED
BALANCE SHEET AS AT 31 MARCH 2019
(Amount in Rupees, unless otherwise stated)

| ASSETS | Notes | 31 March 2019 | 31 March 2018 |
|--|-------|-------------------|-------------------|
| Current assets | | | |
| Inventories | 4 | 17,401,600 | 17,401,600 |
| Financial assets | | | |
| Cash and cash equivalents | 5 | 14,726 | 17,244 |
| Total assets | | 17,416,326 | 17,418,844 |
| EQUITY AND LIABILITIES | | | |
| Equity | | | |
| Equity share capital | 6 | 100,000 | 100,000 |
| Other equity | 7 | (150,370) | (143,014) |
| Total equity | | (50,370) | (43,014) |
| LIABILITIES | | | |
| Current liabilities | | | |
| Financial liabilities | | | |
| Trade payables | 8 | - | - |
| -total outstanding dues of micro and small enterprises | | | |
| -total outstanding dues other than micro and small enterprises | | 5,900 | 5,310 |
| Other current liabilities | 9 | 17,460,796 | 17,456,548 |
| Total liabilities | | 17,466,696 | 17,461,858 |
| Total equity and liabilities | | 17,416,326 | 17,418,844 |
| Summary of significant accounting policies | 3 | | |

The accompanying notes are an integral part of the financial statements.

As per our report of even date

For Sanjay Rastogi & Associates
Firm registration No : 014056N
Chartered Accountants

CA Sanjay Rastogi
Proprietor
Membership No. : 075033

Place : New Delhi
Date : 13 May 2019



For and on behalf of the Board of Directors of
SIDHIVINAYAK DUROBUILD PRIVATE LIMITED

Arif Mohamad
Director
Din-07119219

Gaurav Seth
Director
Din-08129148

SIDHIVINAYAK DUROBUILD PRIVATE LIMITED
STATEMENT OF PROFIT AND LOSS FOR THE YEAR ENDED 31 MARCH 2019
(Amount in Rupees, unless otherwise stated)

| Particulars | Notes | 31 March 2019 | 31 March 2018 |
|---|-------|---------------|---------------|
| Revenue | | - | - |
| Total Income | | - | - |
| EXPENSES | | | |
| Finance costs | 10 | 118 | 118 |
| Other expenses | 11 | 7,238 | 11,351 |
| Total Expenses | | 7,356 | 11,469 |
| Loss before tax from continuing operations | | (7,356) | (11,469) |
| Tax expense: | | | |
| Current tax | | - | - |
| Loss for the year from continuing operations | | (7,356) | (11,469) |
| Other comprehensive income | | - | - |
| Total other comprehensive income for the year, net of tax | | - | - |
| Total comprehensive loss for the year, net of tax | | (7,356) | (11,469) |
| Earnings per equity share: | 12 | | |
| Basic (Rs.) | | (0.74) | (1.15) |
| Diluted (Rs.) | | (0.74) | (1.15) |

Summary of significant accounting policies

3

The accompanying notes are an integral part of the financial statements.

As per our report of even date

For Sanjay Rastogi & Associates
Firm registration No : 014056N
Chartered Accountants



CA Sanjay Rastogi
Proprietor
Membership No. : 075033



Place : New Delhi
Date : 13 May 2019

For and on behalf of the Board of Directors of
SIDHIVINAYAK DUROBUILD PRIVATE LIMITED


Arif Mollamad
Director
Din-07119219


Gaurav Seth
Director
Din-08129148

SIGNAGES PROPERTIES PRIVATE LIMITED
BALANCE SHEET AS AT 31 MARCH 2019
(Amount in rupees, unless otherwise stated)

| | Notes | As at 31 March 2019 | As at 31 March 2018 |
|--|-------|------------------------|------------------------|
| ASSETS | | | |
| Current assets | | | |
| Financial assets | | | |
| Cash and cash equivalents | 4 | 20,509 | 17,597 |
| Total Assets | | 20,509 | 17,597 |
| EQUITY AND LIABILITIES | | | |
| Equity | | | |
| Equity share capital | 5 | 100,000 | 100,000 |
| Other equity | 6 | (334,942) | (325,748) |
| Total equity | | (234,942) | (225,748) |
| LIABILITIES | | | |
| Current liabilities | | | |
| Financial liabilities | | | |
| Trade payables | 7 | - | - |
| -total outstanding dues of micro and small enterprises | | | |
| -total outstanding dues other than micro and small enterprises | | 11,302 | 5,311 |
| Other current liabilities | 8 | 244,149 | 238,034 |
| Total liabilities | | 255,451 | 243,345 |
| Total Equity and Liabilities | | 20,509 | 17,597 |

Summary of significant accounting policies

3

The accompanying notes are an integral part of the financial statements.

As per our report of even date

For Rajeev & Ajay
Firm registration No : 009977N
Chartered Accountants

Ajay Sachdeva
Partner
Membership No. : 084382



For and on behalf of the Board of Directors of
SIGNAGES PROPERTIES PRIVATE LIMITED

Bharat Bhushan Garg
Director
DIN-01669048

Rahul Bindle
Director
DIN-02128650

Place : New Delhi
Date : 13 May 2019

SIGNAGES PROPERTIES PRIVATE LIMITED
STATEMENT OF PROFIT AND LOSS FOR THE YEAR ENDED 31 MARCH 2019
(Amount in rupees, unless otherwise stated)

| Particulars | Notes | 31 March 2019 | 31 March 2018 |
|--|-------|---------------|---------------|
| Revenue | | - | - |
| Total Income (I) | | - | - |
| EXPENSES | | | |
| Finance costs | 9 | 89 | 89 |
| Other expenses | 10 | 9,105 | 13,511 |
| Total Expenses (II) | | 9,194 | 13,600 |
| (Loss) before tax from continuing operations (I-II) | | (9,194) | (13,600) |
| Tax expense: | | | |
| Current tax | | - | - |
| (Loss) for the year from continuing operations | | (9,194) | (13,600) |
| Other comprehensive income | | - | - |
| Total other comprehensive income for the year, net of tax | | - | - |
| Total comprehensive (loss) for the year, net of tax | | (9,194) | (13,600) |
| Earnings per equity share: | 11 | | |
| (1) Basic | | (0.92) | (1.36) |
| (2) Diluted | | (0.92) | (1.36) |

Summary of significant accounting policies

3

The accompanying notes are an integral part of the financial statements.

As per our report of even date

For Rajeev & Ajay
Firm registration No : 009977N
Chartered Accountants

Ajay Sachdeva
Partner
Membership No. : 084302



For and on behalf of the Board of Directors of
SIGNAGES PROPERTIES PRIVATE LIMITED

Bharat Bhushan Garg
Director
DIN-01669048

Rahul Bindle
Director
DIN-02128650

Place : New Delhi
Date : 13 May 2019

SILVER SEA VESSEL MANAGEMENT PRIVATE LIMITED

(Incorporated in the Republic of Singapore)

**STATEMENT OF FINANCIAL POSITION
AS AT 31 MARCH 2019**

| | <u>Note</u> | <u>2019</u> USD | <u>2018</u> USD |
|---|-------------|--------------------|--------------------|
| ASSETS | | | |
| Non-current assets | | - | - |
| Current assets | | - | - |
| Total assets | | - | - |
| EQUITY AND LIABILITIES | | | |
| Capital and reserves | | | |
| Share capital | 5 | 1 | 1 |
| Retained earnings | | (115,991) | (108,946) |
| Total equity | | (115,990) | (108,945) |
| Non-current liabilities | | - | - |
| Current liabilities | | | |
| Other payables and accruals | 6 | 6,024 | 4,084 |
| Amount payable to immediate holding company | 6 | 109,966 | 104,861 |
| Total current liabilities | | 115,990 | 108,945 |
| Total liabilities | | 115,990 | 108,945 |
| Total equity and liabilities | | - | - |

The accompanying notes form an integral part of the financial statements.

SILVER SEA VESSEL MANAGEMENT PRIVATE LIMITED
(Incorporated in the Republic of Singapore)

**STATEMENT OF PROFIT OR LOSS AND OTHER COMPREHENSIVE INCOME
FOR THE YEAR ENDED 31 MARCH 2019**

| | <u>Note</u> | <u>2019</u> USD | <u>2018</u> USD |
|---|-------------|--------------------|--------------------|
| Revenue | | - | - |
| Other income | | - | - |
| | | <hr/> | <hr/> |
| Costs and expenses | | | |
| Director's fee | | 2,216 | 2,033 |
| Other expenses | 7 | 4,829 | 5,303 |
| | | <hr/> | <hr/> |
| Loss before tax | 8 | (7,045) | (7,336) |
| Income tax expense | 9 | - | - |
| | | <hr/> | <hr/> |
| LOSS FOR THE YEAR | | (7,045) | (7,336) |
| Other comprehensive income | | <hr/> | <hr/> |
| Other comprehensive income for the year, net of tax | | - | - |
| | | <hr/> | <hr/> |
| TOTAL COMPREHENSIVE LOSS FOR THE YEAR | | <hr/> | <hr/> |

The accompanying notes form an integral part of the financial statements.

SMRIDHI TECHNOBUILD PRIVATE LIMITED
BALANCE SHEET AS AT 31 MARCH 2019
(Amount in Rupees, unless otherwise stated)

| | Notes | As at 31 March 2019 | As at 31 March 2018 |
|--|-------|------------------------|------------------------|
| ASSETS | | | |
| Current assets | | | |
| Cash and cash equivalents | 4 | 708,242 | 718,185 |
| Other current assets | 5 | 2,097,000,000 | 2,097,000,000 |
| Total Assets | | 2,097,708,242 | 2,097,718,185 |
| EQUITY AND LIABILITIES | | | |
| Equity | | | |
| Equity share capital | 6 | 10,000,000 | 10,000,000 |
| Other equity | 7 | 2,036,514,311 | 2,036,525,605 |
| Total equity | | 2,046,514,311 | 2,046,525,605 |
| LIABILITIES | | | |
| Current liabilities | | | |
| Financial liabilities | | | |
| Trade payables | 8 | - | - |
| -total outstanding dues of micro and small enterprises | | 11,300 | 5,310 |
| -total outstanding dues other than micro and small enterprises | | 51,182,315 | 51,182,315 |
| Other financial liabilities | 9 | 316 | 4,955 |
| Other current liabilities | 10 | 51,193,931 | 51,192,580 |
| Total liabilities | | 2,097,708,242 | 2,097,718,185 |
| Total Equity and Liabilities | | 2,097,708,242 | 2,097,718,185 |

Summary of significant accounting policies

3

The accompanying notes are an integral part of the financial statements.

As per our report of even date

For Rajeev & Ajay
Firm registration No : 009977N
Chartered Accountants

Ajay Sachdeva
Partner
Membership No : 084302



For and on behalf of the Board of Directors of
SMRIDHI TECHNOBUILD PRIVATE LIMITED

Purushottam Grover
Director
DIN-08315022

Neeru Sareen
Director
DIN-08383149

Place : New Delhi
Date : 13 May 2019

SMRIDHI TECHNOBUILD PRIVATE LIMITED
STATEMENT OF PROFIT AND LOSS FOR THE YEAR ENDED 31 MARCH 2019
(Amount in Rupees, unless otherwise stated)

| Particulars | Notes | 31 March 2019 | 31 March 2018 |
|---|-------|-----------------|-----------------|
| Total Income (I) | | - | - |
| EXPENSES | | | |
| Finance costs | 11 | 320 | 1,672 |
| Other expenses | 12 | 10,974 | 11,038 |
| Total Expenses (II) | | 11,294 | 12,710 |
| Profit/(Loss) before tax from continuing operations (I-II) | | (11,294) | (12,710) |
| Tax expense: | | | |
| Current Tax | | - | - |
| Profit/(Loss) for the year from continuing operations | | (11,294) | (12,710) |
| Other Comprehensive Income | | - | - |
| Total other comprehensive income for the year, net of tax | | - | - |
| Total comprehensive income/(loss) for the year, net of tax | | (11,294) | (12,710) |
| Earnings per equity share (computed on the basis of profit/(loss) for the year): | 13 | | |
| (1) Basic | | (0.01) | (0.01) |
| (2) Diluted | | (0.01) | (0.01) |

Summary of significant accounting policies

3

The accompanying notes are an integral part of the financial statements.

As per our report of even date

For Rajeev & Ajay

Firm registration No : 009977N
Chartered Accountants

Ajay Sachdeva
Partner

Membership No. : 084302



For and on behalf of the Board of Directors of

SMRIDHI TECHNOBUILD PRIVATE LIMITED

Purushottam Grover
Director
DIN-08315022

Neeru Sareen
Director
DIN-08383149

Place : New Delhi
Date : 13 May 2019

SNOW WHITE BUILDCON PRIVATE LIMITED
STANDALONE BALANCE SHEET AS AT 31 MARCH 2019
(Amount in rupees, unless otherwise stated)

| | Notes | As at 31 March 2019 | As at 31 March 2018 |
|--|-------|----------------------------|----------------------------|
| ASSETS | | | |
| Non-current assets | | | |
| Financial Assets | | | |
| Investments | 4 | 104,440,420 | 104,440,420 |
| | | <u>104,440,420</u> | <u>104,440,420</u> |
| Current assets | | | |
| Inventories | 5 | 242,216,230 | 711,069,063 |
| Financial assets | | | |
| Cash and cash equivalents | 6 | 18,077 | 33,709 |
| Other bank balances | 7 | 774,063 | 721,433 |
| Other financial assets | 8 | 676,773 | 27,047,423 |
| Other current assets | 9 | 278,379 | 271,101 |
| | | <u>243,963,522</u> | <u>739,142,729</u> |
| Total Assets | | <u>348,403,942</u> | <u>843,583,149</u> |
| EQUITY AND LIABILITIES | | | |
| Equity | | | |
| Equity share capital | 10 | 100,000 | 100,000 |
| Other equity | 11 | (53,309,366) | (53,242,395) |
| Total equity | | <u>(53,209,366)</u> | <u>(53,142,395)</u> |
| LIABILITIES | | | |
| Current liabilities | | | |
| Financial liabilities | | | |
| Trade payables | 12 | - | - |
| -total outstanding dues of micro and small enterprises | | | |
| -total outstanding dues other than micro and small enterprises | | 14,001 | 5,722,143 |
| Other current liabilities | 13 | 401,599,307 | 891,003,401 |
| Total liabilities | | <u>401,613,308</u> | <u>896,725,544</u> |
| Total Equity and Liabilities | | <u>348,403,942</u> | <u>843,583,149</u> |
| Summary of significant accounting policies | 3 | | |

The accompanying notes are an integral part of the financial statements.


As per our report of even date

For MNV & CO.
Firm Reg. No. 1053082N
Chartered Accountants

Vikram Suri
Partner
Membership No.: 505887

Place : New Delhi
Date : 13 May 2019

For and on behalf of the Board of Directors of
SNOW WHITE BUILDCON PRIVATE LIMITED


Sudhanshu Varma
Director
DIN-08291481


Ketan Luthra
Director
DIN-08384025

SNOW WHITE BUILDCON PRIVATE LIMITED
STANDALONE STATEMENT OF PROFIT AND LOSS FOR THE YEAR ENDED 31 MARCH 2019
(Amount in rupees, unless otherwise stated)

| Particulars | Notes | 31 March 2019 | 31 March 2018 |
|--|-------|-----------------|------------------|
| Other income | 14 | 68,500 | 67,222 |
| Total Income | | 68,500 | 67,222 |
| EXPENSES | | | |
| Finance costs | 15 | 71 | 89 |
| Other expenses | 16 | 135,400 | 189,017 |
| Total Expenses | | 135,471 | 189,106 |
| (Loss) before tax from continuing operations | | (66,971) | (121,884) |
| Tax expense: | | | |
| Current tax (pertaining to earlier years) | | - | 23,925 |
| (Loss) for the year from continuing operations | | (66,971) | (145,809) |
| Other comprehensive income | | - | - |
| Total other comprehensive income for the year, net of tax | | - | - |
| Total comprehensive (loss) for the year, net of tax | | (66,971) | (145,809) |
| Earnings per equity share: | 17 | | |
| (1) Basic | | (6.70) | (14.58) |
| (2) Diluted | | (6.70) | (14.58) |

Summary of significant accounting policies

3

The accompanying notes are an integral part of the financial statements.

As per our report of even date

For MNV & CO.
Firm Reg. No. 021682N
Chartered Accountants
Vikrant Suri
Partner
Membership No.: 505887



For and on behalf of the Board of Directors of
SNOW WHITE BUILDCON PRIVATE LIMITED

Sudhanshu Varma
Sudhanshu Varma
Director
DIN-08291481

Ketan Luthra
Ketan Luthra
Director
DIN-08384025

Place : New Delhi
Date : 13 May 2019

SONEX PROJECTS PRIVATE LIMITED
BALANCE SHEET AS AT 31 MARCH 2019
(Amount in rupees, unless otherwise stated)

| | Notes | As at 31 March 2019 | As at 31 March 2018 |
|--|-------|------------------------|------------------------|
| ASSETS | | | |
| Current assets | | | |
| Inventories | 4 | 68,430,121 | 119,411,788 |
| Financial assets | | | |
| Cash and cash equivalents | 5 | 24,023 | 12,455 |
| Other bank balances | 6 | - | 2,412,069 |
| Other financial assets | 7 | 1,040,352 | 59,978,008 |
| Other current assets | 8 | 97,091 | 1,043,448 |
| Total Assets | | 69,591,587 | 182,857,768 |
| EQUITY AND LIABILITIES | | | |
| Equity | | | |
| Equity share capital | 9 | 100,000 | 100,000 |
| Other equity | 10 | 1,322,314 | 1,423,909 |
| Total equity | | 1,422,314 | 1,523,909 |
| LIABILITIES | | | |
| Current liabilities | | | |
| Financial liabilities | | | |
| Trade payables | 11 | - | - |
| -total outstanding dues of micro and small enterprises | | 5,899 | 36,115,845 |
| -total outstanding dues other than micro and small enterprises | | | |
| Other current liabilities | 12 | 68,163,374 | 145,218,014 |
| Total liabilities | | 68,169,273 | 181,333,859 |
| Total Equity and Liabilities | | 69,591,587 | 182,857,768 |

Summary of significant accounting policies

3

The accompanying notes are an integral part of the financial statements.

As per our report of even date

For MNV & CO.
Firm registration No.: 023682N
Chartered Accountants


Vilasant Suri
Partner
Membership No.: 505887

Place : New Delhi
Date : 13 May 2019

For and on behalf of the Board of Directors of
SONEX PROJECTS PRIVATE LIMITED

Smruti Narayan Pradhan
Director
DIN- 08367736


Korada Bhavaniprasad
Director
DIN- 08129240



SONEX PROJECTS PRIVATE LIMITED
STATEMENT OF PROFIT AND LOSS FOR THE YEAR ENDED 31 MARCH 2019
(Amount in rupees, unless otherwise stated)

| Particulars | Notes | 31 March 2019 | 31 March 2018 |
|--|-------|------------------|------------------|
| Other income | 13 | 20,035 | 333,564 |
| Total Income | | 20,035 | 333,564 |
| EXPENSES | | | |
| Finance costs | 14 | 217 | 3,793 |
| Other expenses | 15 | 121,413 | 493,750 |
| Total Expenses | | 121,630 | 497,543 |
| (Loss) before tax from continuing operations | | (101,595) | (163,979) |
| Tax expense: | | | |
| Current tax | | - | - |
| (Loss) for the year from continuing operations | | (101,595) | (163,979) |
| Other comprehensive income | | - | - |
| Total other comprehensive income for the year, net of tax | | - | - |
| Total comprehensive (loss) for the year, net of tax | | (101,595) | (163,979) |
| Earnings per equity share: | 16 | | |
| (1) Basic | | (10.16) | (16.40) |
| (2) Diluted | | (10.16) | (16.40) |

Summary of significant accounting policies

3

The accompanying notes are an integral part of the financial statements.

As per our report of even date

For MNV & CO.
Firm registration No.: 023682N
Chartered Accountants

Vikrant Suri
Partner
Membership No.: 505887

For and on behalf of the Board of Directors of
SONEX PROJECTS PRIVATE LIMITED

Smruti Narayan Pradhan
Director
DIN- 08367736

Korada Bhavaniprasad
Director
DIN- 08129240

Place : New Delhi
Date : 13 May 2019

Smruti

SPARSH PROMOTERS PRIVATE LIMITED
BALANCE SHEET AS AT 31 MARCH 2019
(Amount in rupees, unless otherwise stated)

| | Notes | As at 31 March 2019 | As at 31 March 2018 |
|--|-------|------------------------|------------------------|
| ASSETS | | | |
| Current assets | | | |
| Inventories | 4 | 285,173,111 | 414,642,183 |
| Financial assets | | | |
| Cash and cash equivalents | 5 | 14,746 | 12,680 |
| Other financial assets | 6 | - | 451,359,311 |
| Other current assets | 7 | 6,105,993 | 6,105,993 |
| Total Assets | | 291,293,850 | 872,120,167 |
| EQUITY AND LIABILITIES | | | |
| Equity | | | |
| Equity share capital | 8 | 1,000,000 | 1,000,000 |
| Other equity | 9 | (579,131) | (570,632) |
| Total equity | | 420,869 | 429,368 |
| LIABILITIES | | | |
| Current liabilities | | | |
| Financial liabilities | | | |
| Trade payables | 10 | - | - |
| -total outstanding dues of micro and small enterprises | | 5,900 | 5,311 |
| -total outstanding dues other than micro and small enterprises | | - | - |
| Other current liabilities | 11 | 290,867,081 | 871,685,488 |
| Total liabilities | | 290,872,981 | 871,690,799 |
| Total Equity and Liabilities | | 291,293,850 | 872,120,167 |

Summary of significant accounting policies

3

The accompanying notes are an integral part of the financial statements.

As per our report of even date

For MNV & CO.
Firm Reg. No.: 623682M
Chartered Accountants

Vikram Surti
Partner
Membership No.: 505887



Place : New Delhi
Date : 13 May 2019

For and on behalf of the Board of Directors of
SPARSH PROMOTERS PRIVATE LIMITED


Balmukund Singh
Director
DIN-08293706


Ketan Luthra
Director
DIN-08384025

SPARSH PROMOTERS PRIVATE LIMITED
STATEMENT OF PROFIT AND LOSS FOR THE YEAR ENDED 31 MARCH 2019
(Amount in rupees, unless otherwise stated)

| Particulars | Notes | 31 March 2019 | 31 March 2018 |
|---|-------|---------------|---------------|
| Revenue | | - | - |
| Total Income | | - | - |
| EXPENSES | | | |
| Finance costs | 12 | 118 | 4,219 |
| Other expenses | 13 | 8,381 | 14,570 |
| Total Expenses | | 8,499 | 18,789 |
| (Loss) before tax from continuing operations | | (8,499) | (18,789) |
| Tax expense: | | | |
| Current tax | | - | - |
| (Loss) for the year from continuing operations | | (8,499) | (18,789) |
| Other comprehensive income | | - | - |
| Total other comprehensive income for the year, net of tax | | - | - |
| Total comprehensive income/(loss) for the year, net of tax | | (8,499) | (18,789) |
| Earnings per equity share: | 14 | | |
| (1) Basic | | (0.08) | (0.19) |
| (2) Diluted | | (0.08) | (0.19) |

Summary of significant accounting policies

3

The accompanying notes are an integral part of the financial statements.

As per our report of even date

For MNV & CO.

Firm Reg. No.: 0236828

Chartered Accountants

Vikram Suri

Partner

Membership No.: 505887

Place : New Delhi

Date : 13 May 2019

For and on behalf of the Board of Directors of
SPARSH PROMOTERS PRIVATE LIMITED

Balmukund Singh

Director

DIN-08293706

Ketan Luthra

Director

DIN-08384025

SPROUTING PROPERTIES PRIVATE LIMITED
BALANCE SHEET AS AT 31 MARCH 2019
(Amount in rupees, unless otherwise stated)

| | Notes | As at 31 March 2019 | As at 31 March 2018 |
|--|-------|------------------------|------------------------|
| ASSETS | | | |
| Current assets | | | |
| Inventories | 4 | 19,626,381 | 70,401,038 |
| Financial assets | | | |
| Cash and cash equivalents | 5 | 14,793 | 18,623 |
| Other current assets | 6 | - | - |
| Total Assets | | 19,641,174 | 70,419,661 |
| EQUITY AND LIABILITIES | | | |
| Equity | | | |
| Equity share capital | 7 | 100,000 | 100,000 |
| Other equity | 8 | (381,710) | (373,419) |
| Total equity | | (281,710) | (273,419) |
| LIABILITIES | | | |
| Current liabilities | | | |
| Financial liabilities | | | |
| Trade payables | 9 | - | - |
| -total outstanding dues of micro and small enterprises | | - | - |
| -total outstanding dues other than micro and small enterprises | | 5,900 | 5,310 |
| Other current liabilities | 10 | 19,916,984 | 70,687,770 |
| Total liabilities | | 19,922,884 | 70,693,080 |
| Total Equity and Liabilities | | 19,641,174 | 70,419,661 |
| Summary of significant accounting policies | 3 | | |

The accompanying notes are an integral part of the financial statements.

As per our report of even date

For MNV & CO.
Firm Reg. No.: 023682N
Chartered Accountants

Vikrant Suri
Partner
Membership No.: 505887

Place : New Delhi
Date : 13 May 2019

For and on behalf of the Board of Directors of
SPROUTING PROPERTIES PRIVATE LIMITED

Avinash Kumar Nagpal
Director
DIN- 06583602

Vinod Balharn
Director
DIN-08129149

SPROUTING PROPERTIES PRIVATE LIMITED
STATEMENT OF PROFIT AND LOSS FOR THE YEAR ENDED 31 MARCH 2019
(Amount in rupees, unless otherwise stated)

| Particulars | Notes | 31 March 2019 | 31 March 2018 |
|--|-------|---------------|---------------|
| Revenue | | - | - |
| Total Income | | - | - |
| EXPENSES | | | |
| Finance costs | 11 | 118 | 779 |
| Other expenses | 12 | 8,173 | 6,985 |
| Total Expenses | | 8,291 | 7,764 |
| (Loss) before tax from continuing operations | | (8,291) | (7,764) |
| Tax expense: | | | |
| Current tax | | - | - |
| (Loss) for the year from continuing operations | | (8,291) | (7,764) |
| Other comprehensive income | | - | - |
| Total other comprehensive income for the year, net of tax | | - | - |
| Total comprehensive income/(loss) for the year, net of tax | | (8,291) | (7,764) |
| Earnings per equity share: | 13 | | |
| (1) Basic | | (0.83) | (0.78) |
| (2) Diluted | | (0.83) | (0.78) |

Summary of significant accounting policies

3

The accompanying notes are an integral part of the financial statements.

As per our report of even date

For MNY & CO.
Firm Reg. No.: 023682N
Chartered Accountants

Vijayant Surti
Partner
Membership No.: 505887

Place : New Delhi
Date : 13 May 2019

For and on behalf of the Board of Directors of
SPROUTING PROPERTIES PRIVATE LIMITED

Avinash Kumar Nagpal
Director
DIN- 06583602

Vinod Balthara
Director
DIN-08129149

SPURT PROJECTS PRIVATE LIMITED
BALANCE SHEET AS AT 31 MARCH 2019
(Amount in rupees, unless otherwise stated)

| | Notes | As at 31 March 2019 | As at 31 March 2018 |
|--|-------|------------------------|------------------------|
| ASSETS | | | |
| Current assets | | | |
| Inventories | 4 | 142,413,409 | 413,320,639 |
| Financial assets | | | |
| Cash and cash equivalents | 5 | 25,602 | 34,772 |
| Other financial assets | 6 | 801,029 | 42,598,270 |
| Other current assets | 7 | 14,093,291 | 12,437,511 |
| Total Assets | | 157,333,331 | 468,391,192 |
| EQUITY AND LIABILITIES | | | |
| Equity | | | |
| Equity share capital | 8 | 100,000 | 100,000 |
| Other equity | 9 | (2,051,854) | (2,042,875) |
| Total equity | | (1,951,854) | (1,942,875) |
| LIABILITIES | | | |
| Current liabilities | | | |
| Financial liabilities | | | |
| Trade payables | 10 | | |
| -total outstanding dues of micro and small enterprises | | | |
| -total outstanding dues other than micro and small enterprises | | 607,507 | 606,917 |
| Other current liabilities | 11 | 158,677,678 | 469,727,150 |
| Total liabilities | | 159,285,185 | 470,334,067 |
| Total Equity and Liabilities | | 157,333,331 | 468,391,192 |

Summary of significant accounting policies

3

The accompanying notes are an integral part of the financial statements.

As per our report of even date

For MNV & CO.
Firm Reg. No. 016532N
Chartered Accountants

Vijayant Suri
Partner
Membership No. 505887

Place : New Delhi
Date : 13 May 2019

For and on behalf of the Board of Directors of
SPURT PROJECTS PRIVATE LIMITED

Yashpal Sann
Director
DIN- 08385668

Vinod Balhara
Director
DIN-08129149

SPURT PROJECTS PRIVATE LIMITED
STATEMENT OF PROFIT AND LOSS FOR THE YEAR ENDED 31 MARCH 2019
(Amount in rupees, unless otherwise stated)

| Particulars | Notes | 31 March 2019 | 31 March 2018 |
|--|-------|---------------|---------------|
| Other Income | | | |
| Total Income | 12 | 16,557,802 | - |
| | | 16,557,802 | - |
| EXPENSES | | | |
| Finance costs | 13 | 77 | 41,250 |
| Other expenses | 14 | 16,566,704 | 17,063 |
| Total Expenses | | 16,566,781 | 58,313 |
| (Loss) before tax from continuing operations | | (8,979) | (58,313) |
| Tax expense: | | | |
| Current tax | | - | - |
| (Loss) for the year from continuing operations | | (8,979) | (58,313) |
| Other comprehensive income | | - | - |
| Total other comprehensive income for the year, net of tax | | - | - |
| Total comprehensive income/(loss) for the year, net of tax | | (8,979) | (58,313) |
| Earnings per equity share: | 15 | | |
| (1) Basic | | (0.90) | (5.83) |
| (2) Diluted | | (0.90) | (5.83) |
| Summary of significant accounting policies | 3 | | |

The accompanying notes are an integral part of the financial statements.

As per our report of even date

For MNV & CO.
Firm Reg. No.: 024682N
Chartered Accountants

Vikram Suri
Partner
Membership No.: 595887

Place : New Delhi
Date : 13 May 2019

For and on behalf of the Board of Directors of
SPURT PROJECTS PRIVATE LIMITED

Ashpal Saun
Director
DIN- 08385668

Vinod Bathara
Director
DIN-08129149

SRIYAM ESTATES PRIVATE LIMITED
BALANCE SHEET AS AT 31 MARCH 2019
(Amount in rupees, unless otherwise stated)

| | Notes | As at 31 March 2019 | As at 31 March 2018 |
|--|-------|------------------------|------------------------|
| ASSETS | | | |
| Current assets | | | |
| Inventories | 4 | 4,834,450 | 21,785,720 |
| Financial assets | | | |
| Cash and cash equivalents | 5 | 13,077 | 17,673 |
| Other financial assets | 6 | 6,590,122 | 6,590,122 |
| Total Assets | | 11,437,649 | 28,393,515 |
| EQUITY AND LIABILITIES | | | |
| Equity | | | |
| Equity share capital | 7 | 100,000 | 100,000 |
| Other equity | 8 | (1,398,898) | (1,388,321) |
| Total equity | | (1,298,898) | (1,288,321) |
| LIABILITIES | | | |
| Current liabilities | | | |
| Financial liabilities | | | |
| Trade payables | 9 | - | - |
| -total outstanding dues of micro and small enterprises | | 5,900 | 5,310 |
| -total outstanding dues other than micro and small enterprises | | | |
| Other current liabilities | 10 | 12,730,647 | 29,676,526 |
| Total liabilities | | 12,736,547 | 29,681,836 |
| Total Equity and Liabilities | | 11,437,649 | 28,393,515 |

Summary of significant accounting policies

3

The accompanying notes are an integral part of the financial statements.

As per our report of even date

For MNV & CO.
Firm Reg. No.: 023682M
Chartered Accountants

Vikrant Suri
Partner
Membership No.: 505887



Place : New Delhi
Date : 13 May 2019

For and on behalf of the Board of Directors of
SRIYAM ESTATES PRIVATE LIMITED

Sweta Maharaj
Director
DIN- 08380326

Akshat Maheshwari
Director
DIN-07504909

8

SRIYAM ESTATES PRIVATE LIMITED
STATEMENT OF PROFIT AND LOSS FOR THE YEAR ENDED 31 MARCH 2019
(Amount in rupees, unless otherwise stated)

| Particulars | Notes | 31 March 2019 | 31 March 2018 |
|--|-------|---------------|---------------|
| Revenue | | - | - |
| Total Income | | - | - |
| EXPENSES | | | |
| Finance costs | 11 | 118 | 89 |
| Other expenses | 12 | 10,459 | 10,416 |
| Total Expenses | | 10,577 | 10,505 |
| (Loss) before tax from continuing operations | | (10,577) | (10,505) |
| Tax expense: | | | |
| Current tax | | - | - |
| (Loss) for the year from continuing operations | | (10,577) | (10,505) |
| Other comprehensive income | | - | - |
| Total other comprehensive income for the year, net of tax | | - | - |
| Total comprehensive (loss) for the year, net of tax | | (10,577) | (10,505) |
| Earnings per equity share: | 13 | | |
| (1) Basic | | (1.06) | (1.05) |
| (2) Diluted | | (1.06) | (1.05) |

Summary of significant accounting policies

3

The accompanying notes are an integral part of the financial statements.

As per our report of even date

For MNV & CO.
Firm Reg. No.: 023692N
Chartered Accountants

Vikram Suri
Partner
Membership No.: 505887



For and on behalf of the Board of Directors of
SRIYAM ESTATES PRIVATE LIMITED

Sweta Maharaj
Director
DIN- 08380326

Akshat Maheshwari
Director
DIN-07504909

Place : New Delhi
Date : 13 May 2019

STASH PROPBUILD PRIVATE LIMITED
BALANCE SHEET AS AT 31 MARCH 2019
(Amount in Rupees, unless otherwise stated)

| | Notes | As at 31 March 2019 | As at 31 March 2018 |
|--|-------|------------------------|------------------------|
| ASSETS | | | |
| Current assets | | | |
| Inventories | 4 | 1,481,889 | 7,407,539 |
| Financial assets | | | |
| Cash and cash equivalents | 5 | 20,486 | 18,574 |
| Other financial assets | 6 | 2,090,788 | 2,090,788 |
| Total Assets | | 3,593,163 | 9,516,901 |
| EQUITY AND LIABILITIES | | | |
| Equity | | | |
| Equity share capital | 7 | 100,000 | 100,000 |
| Other equity | 8 | (269,732) | (262,405) |
| Total equity | | (169,732) | (162,405) |
| LIABILITIES | | | |
| Current liabilities | | | |
| Financial liabilities | | | |
| Trade payables | 9 | - | - |
| -total outstanding dues of micro and small enterprises | | 11,302 | 5,310 |
| -total outstanding dues other than micro and small enterprises | | 3,751,593 | 9,673,996 |
| Other current liabilities | 10 | 3,762,895 | 9,679,306 |
| Total liabilities | | 3,593,163 | 9,516,901 |
| Total Equity and Liabilities | | 3,593,163 | 9,516,901 |

Summary of significant accounting policies 3

The accompanying notes are an integral part of the financial statements.

As per our report of even date

For Rajeev & Ajay

Firm registration No. : 009977N

Chartered Accountants

Ajay Sachdeva

Partner

Membership No. : 084302



For and on behalf of the Board of Directors of
STASH PROPBUILD PRIVATE LIMITED

Seema Shekher

Director

DIN- 08376730

Ravi Bansal

Director

DIN- 06719785

Place : New Delhi

Date : 13 May 2019

STASH PROPBUILD PRIVATE LIMITED
STATEMENT OF PROFIT AND LOSS FOR THE YEAR ENDED 31 MARCH 2019
(Amount in Rupees, unless otherwise stated)

| Particulars | Notes | 31 March 2019 | 31 March 2018 |
|--|-------|----------------|----------------|
| Revenue | | - | - |
| Total Income (I) | | - | - |
| EXPENSES | | | |
| Finance costs | 11 | 89 | 89 |
| Other expenses | 12 | 7,238 | 6,985 |
| Total Expenses (II) | | 7,327 | 7,074 |
| Profit/(Loss) before tax from continuing operations (I-II) | | (7,327) | (7,074) |
| Tax expense: | | | |
| Current Tax | | - | - |
| Profit/(Loss) for the year from continuing operations | | (7,327) | (7,074) |
| Other Comprehensive Income | | - | - |
| Total other comprehensive income for the year, net of tax | | - | - |
| Total comprehensive income/(loss) for the year, net of tax | | (7,327) | (7,074) |
| Earnings per equity share (computed on the basis of profit/(loss) for the year): | 13 | | |
| (1) Basic | | (0.73) | (0.71) |
| (2) Diluted | | (0.73) | (0.71) |

Summary of significant accounting policies 3

The accompanying notes are an integral part of the financial statements.

As per our report of even date

For Rajeev & Ajay
Firm registration No : 009977N
Chartered Accountants

Ajay Sachdeva
Partner
Membership No. : 084302



For and on behalf of the Board of Directors of
STASH PROPBUILD PRIVATE LIMITED

Seema Sheldher
Director
DIN- 08376730

Ravi Bansal
Director
DIN- 06719785

Place : New Delhi
Date : 13 May 2019

STAVE PROPBUILD PRIVATE LIMITED
BALANCE SHEET AS AT 31 MARCH 2019
(Amount in Rupees, unless otherwise stated)

| | Notes | As at 31 March 2019 | As at 31 March 2018 |
|--|-------|------------------------|------------------------|
| ASSETS | | | |
| Current assets | | | |
| Inventories | 4 | - | 16,600,600 |
| Financial assets | | | |
| Cash and cash equivalents | 5 | 19,961 | 18,049 |
| Other financial assets | 6 | 13,150,766 | - |
| | | <u>13,170,727</u> | <u>16,618,649</u> |
| Total Assets | | <u>13,170,727</u> | <u>16,618,649</u> |
| EQUITY AND LIABILITIES | | | |
| Equity | | | |
| Equity share capital | 7 | 100,000 | 100,000 |
| Other equity | 8 | (268,482) | (261,156) |
| Total equity | | <u>(168,482)</u> | <u>(161,156)</u> |
| LIABILITIES | | | |
| Current liabilities | | | |
| Financial liabilities | | | |
| Trade payables | 9 | - | - |
| -total outstanding dues of micro and small enterprises | | 11,301 | 5,310 |
| -total outstanding dues other than micro and small enterprises | | 13,327,908 | 16,774,495 |
| Other current liabilities | 10 | 13,339,209 | 16,779,805 |
| Total liabilities | | <u>13,170,727</u> | <u>16,618,649</u> |
| Total Equity and Liabilities | | <u>13,170,727</u> | <u>16,618,649</u> |
| Summary of significant accounting policies | 3 | | |

The accompanying notes are an integral part of the financial statements.

As per our report of even date

For Rajeev & Ajay
Firm registration No : 009977N
Chartered Accountants

Ajay Sachdeva
Partner
Membership No. : 084302



For and on behalf of the Board of Directors of
STAVE PROPBUILD PRIVATE LIMITED

Seema Shekher
Director
DIN-08376730

Ravi Bansal
Director
DIN- 06719785

Place : New Delhi
Date : 13 May 2019

STAVE PROBUILD PRIVATE LIMITED
STATEMENT OF PROFIT AND LOSS FOR THE YEAR ENDED 31 MARCH 2019
(Amount in Rupees, unless otherwise stated)

| Particulars | Notes | 31 March 2019 | 31 March 2018 |
|---|-----------|----------------|----------------|
| Total Income (I) | | - | - |
| EXPENSES | | | |
| Finance costs | 11 | 89 | 89 |
| Other expenses | 12 | 7,237 | 6,985 |
| Total Expenses (II) | | 7,326 | 7,074 |
| Profit/(Loss) before tax from continuing operations (I-II) | | (7,326) | (7,074) |
| Tax expense: | | | |
| Current Tax | | - | - |
| Profit/(Loss) for the year from continuing operations | | (7,326) | (7,074) |
| Other Comprehensive Income | | - | - |
| Total other comprehensive income for the year, net of tax | | - | - |
| Total comprehensive income/(loss) for the year, net of tax | | (7,326) | (7,074) |
| Earnings per equity share (computed on the basis of profit/(loss) for the year): | 13 | | |
| (1) Basic | | (0.73) | (0.71) |
| (2) Diluted | | (0.73) | (0.71) |

Summary of significant accounting policies

3

The accompanying notes are an integral part of the financial statements.

As per our report of even date

For Rajeev & Ajay

Firm registration No : 009977N

Chartered Accountants

Ajay Sachdeva

Partner

Membership No. : 084302

For and on behalf of the Board of Directors of
STAVE PROBUILD PRIVATE LIMITED

Seema Shekher

Director

DIN-08376730

Ravi Bansal

Director

DIN- 06719785

Place : New Delhi

Date : 13 May 2019

STEIN PROPBUILD PRIVATE LIMITED
BALANCE SHEET AS AT 31 MARCH 2019
(Amount in Rupees, unless otherwise stated)

| | Notes | As at 31 March 2019 | As at 31 March 2018 |
|--|-------|------------------------|------------------------|
| ASSETS | | | |
| Current assets | | | |
| Inventories | 4 | 62,337,894 | 62,337,894 |
| Financial assets | | | |
| Cash and cash equivalents | 5 | 20,593 | 18,681 |
| Total Assets | | 62,358,487 | 62,356,575 |
| EQUITY AND LIABILITIES | | | |
| Equity | | | |
| Equity share capital | 6 | 100,000 | 100,000 |
| Other equity | 7 | (278,361) | (270,411) |
| Total equity | | (178,361) | (170,411) |
| LIABILITIES | | | |
| Current liabilities | | | |
| Financial liabilities | | | |
| Trade payables | 8 | - | - |
| -total outstanding dues of micro and small enterprises | | 11,302 | 5,311 |
| -total outstanding dues other than micro and small enterprises | | 62,525,546 | 62,521,675 |
| Other current liabilities | 9 | 62,536,848 | 62,526,986 |
| Total liabilities | | 62,358,487 | 62,356,575 |
| Total Equity and Liabilities | | 62,358,487 | 62,356,575 |
| Summary of significant accounting policies | | | |
| | 3 | | |

The accompanying notes are an integral part of the financial statements.

As per our report of even date

For Rajeev & Ajay
Firm registration No : 009977N
Chartered Accountants

Ajay Sachdeva
Partner
Membership No. : 084302



For and on behalf of the Board of Directors of
STEIN PROPBUILD PRIVATE LIMITED

Reena
Director
DIN- 08129092

Amitava Chattopadhyay
Director
DIN- 07150600

Place : New Delhi
Date : 13 May 2019

STEIN PROPBUILD PRIVATE LIMITED
STATEMENT OF PROFIT AND LOSS FOR THE YEAR ENDED 31 MARCH 2019
(Amount in Rupees, unless otherwise stated)

| Particulars | Notes | 31 March 2019 | 31 March 2018 |
|--|-------|---------------|---------------|
| Revenue | | - | - |
| Total Income (I) | | - | - |
| EXPENSES | | | |
| Finance costs | 10 | 89 | 89 |
| Other expenses | 11 | 7,861 | 7,921 |
| Total Expenses (II) | | 7,950 | 8,010 |
| Profit/(Loss) before tax from continuing operations (I-II) | | (7,950) | (8,010) |
| Tax expense: | | | |
| Current tax | | - | - |
| Profit/(Loss) for the year from continuing operations | | (7,950) | (8,010) |
| Other Comprehensive Income | | - | - |
| Total other comprehensive income for the year, net of tax | | - | - |
| Total comprehensive income/(loss) for the year, net of tax | | (7,950) | (8,010) |
| Earnings per equity share (computed on the basis of profit/(loss) for the year): | 12 | | |
| (1) Basic | | (0.80) | (0.80) |
| (2) Diluted | | (0.80) | (0.80) |

Summary of significant accounting policies

3

The accompanying notes are an integral part of the financial statements.

As per our report of even date

For Rajeev & Ajay

Firm registration No : 009977N
Chartered Accountants

Ajay Sachdeva
Partner

Membership No. : 084302



For and on behalf of the Board of Directors of
STEIN PROPBUILD PRIVATE LIMITED

Reena
Director
DIN-08129092

Amitava Chattopadhyay
Director
DIN-07150600

Place : New Delhi
Date : 13 May 2019

STENT PROPBUILD PRIVATE LIMITED
BALANCE SHEET AS AT 31 MARCH 2019
(Amount in Rupees, unless otherwise stated)

| | Notes | As at 31 March 2019 | As at 31 March 2018 |
|--|-------|------------------------|------------------------|
| ASSETS | | | |
| Current assets | | | |
| Inventories | 4 | - | 6,181,655 |
| Financial assets | | | |
| Cash and cash equivalents | 5 | 20,525 | 18,613 |
| Other financial assets | 6 | 4,806,910 | - |
| | | <u>4,827,435</u> | <u>6,200,268</u> |
| Total Assets | | <u>4,827,435</u> | <u>6,200,268</u> |
| EQUITY AND LIABILITIES | | | |
| Equity | | | |
| Equity share capital | 7 | 100,000 | 100,000 |
| Other equity | 8 | (130,857) | (122,907) |
| Total equity | | <u>(30,857)</u> | <u>(22,907)</u> |
| LIABILITIES | | | |
| Current liabilities | | | |
| Financial liabilities | | | |
| Trade payables | 9 | - | - |
| -total outstanding dues of micro and small enterprises | | 11,301 | 5,310 |
| -total outstanding dues other than micro and small enterprises | | 4,846,991 | 6,217,865 |
| Other current liabilities | 10 | 4,858,292 | 6,223,175 |
| Total liabilities | | <u>4,827,435</u> | <u>6,200,268</u> |
| Total Equity and Liabilities | | <u>4,827,435</u> | <u>6,200,268</u> |

Summary of significant accounting policies 3

The accompanying notes are an integral part of the financial statements.

As per our report of even date

For Rajeev & Ajay
Firm registration No : 009977N
Chartered Accountants

Ajay Sachdeva
Partner
Membership No. : 084307



For and on behalf of the Board of Directors of
STENT PROPBUILD PRIVATE LIMITED

Niranjn Kumar Jha
Director
DIN- 08376638

Ravi Bansal
Director
DIN- 06719785

Place : New Delhi
Date : 13 May 2019

STENT PROPBUILD PRIVATE LIMITED
STATEMENT OF PROFIT AND LOSS FOR THE YEAR ENDED 31 MARCH 2019
(Amount in Rupees, unless otherwise stated)

| Particulars | Notes | 31 March 2019 | 31 March 2018 |
|--|-------|----------------|----------------|
| Revenue | | - | - |
| Total Income (I) | | - | - |
| EXPENSES | | | |
| Finance costs | 11 | 89 | 89 |
| Other expenses | 12 | 7,861 | 8,233 |
| Total Expenses (II) | | 7,950 | 8,322 |
| Profit/(Loss) before tax from continuing operations (I-II) | | (7,950) | (8,322) |
| Tax expense: | | | |
| Current Tax | | - | - |
| Profit/(Loss) for the year from continuing operations | | (7,950) | (8,322) |
| Other Comprehensive Income | | - | - |
| Total other comprehensive income for the year, net of tax | | - | - |
| Total comprehensive income/(loss) for the year, net of tax | | (7,950) | (8,322) |
| Earnings per equity share (computed on the basis of profit/(loss) for the year): | 13 | | |
| (1) Basic | | (0.80) | (0.83) |
| (2) Diluted | | (0.80) | (0.83) |

Summary of significant accounting policies

3

The accompanying notes are an integral part of the financial statements.

As per our report of even date

For Rajeev & Ajay
Firm registration No : 009977N
Chartered Accountants

Ajay Sachdeva
Partner
Membership No. : 084302



For and on behalf of the Board of Directors of
STENT PROPBUILD PRIVATE LIMITED

Niranjan Kumar Jha
Director
DIN- 08376638

Ravi Bansal
Director
DIN- 06719785

Place : New Delhi
Date : 13 May 2019

STRUT PROPBUILD PRIVATE LIMITED
BALANCE SHEET AS AT 31 MARCH 2019
(Amount in Rupees, unless otherwise stated)

ASSETS

Current assets

Financial assets

Cash and cash equivalents

Total Assets

| Notes | As at 31 March 2019 | As at 31 March 2018 |
|-------|------------------------|------------------------|
| 4 | 20,682 | 18,771 |
| | 20,682 | 18,771 |

EQUITY AND LIABILITIES

Equity

Equity share capital

Other equity

Total equity

| | | |
|---|------------------|------------------|
| 5 | 100,000 | 100,000 |
| 6 | (270,507) | (261,934) |
| | (170,507) | (161,934) |

LIABILITIES

Current liabilities

Financial liabilities

Trade payables

- total outstanding dues of micro and small enterprises

- total outstanding dues other than micro and small enterprises

Other current liabilities

Total liabilities

| | | |
|---|----------------|----------------|
| 7 | | |
| 8 | 11,300 | 5,311 |
| | 179,889 | 175,394 |
| | 191,189 | 180,705 |

Total Equity and Liabilities

| | | |
|--|---------------|---------------|
| | 20,682 | 18,771 |
|--|---------------|---------------|

Summary of significant accounting policies

3

The accompanying notes are an integral part of the financial statements.

As per our report of even date

For Rajeev & Ajay
Firm registration No : 009977N
Chartered Accountants

Ajay Sachdeva
Partner
Membership No. : 084302



For and on behalf of the Board of Directors of
STRUT PROPBUILD PRIVATE LIMITED

Niranjan Kumar Jha
Director
DIN- 08376638

Ravi Bansal
Director
DIN- 06719785

Place : New Delhi
Date : 13 May 2019

STRUT PROPBUILD PRIVATE LIMITED
STATEMENT OF PROFIT AND LOSS FOR THE YEAR ENDED 31 MARCH 2019
(Amount in Rupees, unless otherwise stated)

| Particulars | Notes | 31 March 2019 | 31 March 2018 |
|---|-----------|----------------|----------------|
| Revenue | | - | - |
| Total Income (I) | | - | - |
| EXPENSES | | | |
| Finance costs | 9 | 89 | 89 |
| Other expenses | 10 | 8,484 | 6,985 |
| Total Expenses (II) | | 8,573 | 7,074 |
| Profit/(Loss) before tax from continuing operations (I-II) | | (8,573) | (7,074) |
| Tax expense | | | |
| Current Tax | | - | - |
| Profit/(Loss) for the year from continuing operations | | (8,573) | (7,074) |
| Other Comprehensive Income | | - | - |
| Total other comprehensive income for the year, net of tax | | - | - |
| Total comprehensive income/(loss) for the year, net of tax | | (8,573) | (7,074) |
| Earnings per equity share (computed on the basis of profit/(loss) for the year): | 11 | | |
| (1) Basic | | (0.86) | (0.71) |
| (2) Diluted | | (0.86) | (0.71) |

Summary of significant accounting policies

3

The accompanying notes are an integral part of the financial statements.

As per our report of even date

For Rajeev & Ajay
Firm registration No : 000000
Chartered Accountants

Ajay Sachdeva
Partner
Membership No. : 084302



For and on behalf of the Board of Directors of
STRUT PROPBUILD PRIVATE LIMITED

Niraj Kumar Jha
Director
DIN- 08376638

Ravi Bansal
Director
DIN- 06719785

Place : New Delhi
Date : 13 May 2019

SUKHJIT PROJECTS PRIVATE LIMITED
STANDALONE BALANCE SHEET AS AT 31 MARCH 2019
(Amount in Rupees, unless otherwise stated)

| | Notes | As at 31 March 2019 | As at 31 March 2018 |
|---|-------|--------------------------|--------------------------|
| ASSETS | | | |
| Non-current assets | | | |
| Financial Assets | | | |
| Investments | 4 | 31,771,957 | 31,771,957 |
| | | <u>31,771,957</u> | <u>31,771,957</u> |
| Current assets | | | |
| Financial assets | | | |
| Cash and cash equivalents | 5 | 18,552 | 11,707 |
| | | <u>18,552</u> | <u>11,707</u> |
| Total Assets | | <u>31,790,509</u> | <u>31,783,664</u> |
| EQUITY AND LIABILITIES | | | |
| Equity | | | |
| Equity share capital | 6 | 100,000 | 100,000 |
| Other equity | 7 | | |
| Retained earnings | | (492,871) | (471,429) |
| Total equity | | <u>(392,871)</u> | <u>(371,429)</u> |
| LIABILITIES | | | |
| Current liabilities | | | |
| Financial liabilities | | | |
| Trade payables | 8 | | |
| -total outstanding dues of micro and small enterprises | | - | - |
| -total outstanding dues other than micro and small enterp | | 22,102 | 5,311 |
| Other current liabilities | 9 | 32,161,278 | 32,149,782 |
| Total liabilities | | <u>32,183,380</u> | <u>32,155,093</u> |
| Total Equity and Liabilities | | <u>31,790,509</u> | <u>31,783,664</u> |

Summary of significant accounting policies 3

The accompanying notes are an integral part of the financial statements.

As per our report of even date

For Rajeev & Ajay
Firm registration No : 009977N
Chartered Accountants

Ajay Sachdeva
Partner
Membership No. : 084302



For and on behalf of the Board of Directors of
SUKHJIT PROJECTS PRIVATE LIMITED

Manish Kumar Singh
Director
DIN-08293706

Manish Kumar
Director
DIN- 08376582

Place : New Delhi
Date : 13 May 2019

SUKHJIT PROJECTS PRIVATE LIMITED
STANDALONE STATEMENT OF PROFIT AND LOSS FOR THE YEAR ENDED 31 MARCH 2019
(Amount in Rupees, unless otherwise stated)

| Particulars | Notes | 31 March 2019 | 31 March 2018 |
|--|-------|-----------------|-----------------|
| Revenue | | - | - |
| Total Income (I) | | - | - |
| EXPENSES | | | |
| Finance costs | 10 | 325 | 89 |
| Other expenses | 11 | 21,117 | 14,029 |
| Total Expenses (II) | | 21,442 | 14,118 |
| Profit/(Loss) before tax from continuing operations (I-II) | | (21,442) | (14,118) |
| Tax expense: | | | |
| Current Tax | | - | - |
| Profit/(Loss) for the year from continuing operations | | (21,442) | (14,118) |
| Other Comprehensive Income | | - | - |
| Total other comprehensive income for the year, net of tax | | - | - |
| Total comprehensive income/(loss) for the year, net of tax | | (21,442) | (14,118) |
| Earnings per equity share (computed on the basis of profit/(loss) for the year): | 12 | | |
| (1) Basic | | (2.14) | (1.41) |
| (2) Diluted | | (2.14) | (1.41) |

Summary of significant accounting policies 3

The accompanying notes are an integral part of the financial statements.

As per our report of even date

For Rajeev & Ajay
Firm registration No : 009977N
Chartered Accountants

Ajay Sachdeva
Partner
Membership No. : 084302



For and on behalf of the Board of Directors of
SUKHJIT PROJECTS PRIVATE LIMITED

Balmukund Singh
Director
DIN-08293706

Manish Kumar
Director
DIN- 08376582

Place : New Delhi
Date : 13 May 2019

TACERY BUILDERS PRIVATE LIMITED
BALANCE SHEET AS AT 31 MARCH 2019
(Amount in rupees, unless otherwise stated)

| | Notes | As at 31 March 2019 | As at 31 March 2018 |
|--|-------|------------------------|------------------------|
| ASSETS | | | |
| Current assets | | | |
| Inventories | 4 | 174,553,956 | 174,553,956 |
| Financial assets | | | |
| Cash and cash equivalents | 5 | 14,654 | 18,484 |
| Other financial assets | 6 | 4,258,163 | 4,258,163 |
| Total Assets | | 178,826,773 | 178,830,603 |
| EQUITY AND LIABILITIES | | | |
| Equity | | | |
| Equity share capital | 7 | 100,000 | 100,000 |
| Other equity | 8 | (294,723) | (286,743) |
| Total equity | | (194,723) | (186,743) |
| LIABILITIES | | | |
| Current liabilities | | | |
| Financial liabilities | | | |
| Trade payables | 9 | - | - |
| -total outstanding dues of micro and small enterprises | | 5,491 | 4,900 |
| -total outstanding dues other than micro and small enterprises | | - | - |
| Other current liabilities | 10 | 179,016,005 | 179,012,446 |
| Total liabilities | | 179,021,496 | 179,017,346 |
| Total Equity and Liabilities | | 178,826,773 | 178,830,603 |
| Summary of significant accounting policies | 3 | | |

The accompanying notes are an integral part of the financial statements.

As per our report of even date

For MNV & CO.
Firm Reg. No.: 023582N
Chartered Accountants
Vikrant Suri
Partner
Membership No.: 505887



For and on behalf of the Board of Directors of
TACERY BUILDERS PRIVATE LIMITED

Mannish Kumar
Director
DIN-08376582

Vinod Ballinra
Director
DIN-08129149

Place : New Delhi
Date : 13 May 2019

TACERY BUILDERS PRIVATE LIMITED
STATEMENT OF PROFIT AND LOSS FOR THE YEAR ENDED 31 MARCH 2019
(Amount in rupees, unless otherwise stated)

| Particulars | Notes | 31 March 2019 | 31 March 2018 |
|---|-------|---------------|---------------|
| Revenue | | - | - |
| Total Income | | - | - |
| EXPENSES | | | |
| Other expenses | 11 | 7,862 | 7,609 |
| Finance costs | 12 | 118 | 89 |
| Total Expenses | | 7,980 | 7,698 |
| (Loss) before tax from continuing operations | | (7,980) | (7,698) |
| Tax expense: | | | |
| Current tax | | - | - |
| (Loss) for the year from continuing operations | | (7,980) | (7,698) |
| Other comprehensive income | | - | - |
| Total other comprehensive income for the year, net of tax | | - | - |
| Total comprehensive (loss) for the year, net of tax | | (7,980) | (7,698) |
| Earnings per equity share: | 13 | | |
| (1) Basic | | (0.80) | (0.77) |
| (2) Diluted | | (0.80) | (0.77) |

Summary of significant accounting policies

3

The accompanying notes are an integral part of the financial statements.

As per our report of even date

For MNV & CO.
Firm Reg. No. 1046824
Chartered Accountants
Vikram Suri
Partner
Membership No.: 505887



For and on behalf of the Board of Directors of
TACERY BUILDERS PRIVATE LIMITED

Manish Kumar

Manish Kumar
Director
DIN-08376582

Vinod Ballhara
Director
DIN-08129149

Place : New Delhi
Date : 13 May 2019

TANMAY DEVELOPERS PRIVATE LIMITED
BALANCE SHEET AS AT 31 MARCH 2019
(Amount in rupees, unless otherwise stated)

| | Notes | As at 31 March 2019 | As at 31 March 2018 |
|--|-------|------------------------|------------------------|
| ASSETS | | | |
| Current assets | | | |
| Inventories | 4 | 457,700,572 | 620,004,191 |
| Financial assets | | | |
| Cash and cash equivalents | 5 | 26,699 | 52,689 |
| Other financial assets | 6 | 3,489,039 | 3,489,039 |
| Other current assets | 7 | 1,210,685 | 1,411,073 |
| Total Assets | | 462,426,995 | 624,956,992 |
| EQUITY AND LIABILITIES | | | |
| Equity | | | |
| Equity share capital | 8 | 100,000 | 100,000 |
| Other equity | 9 | (6,584,739) | (6,373,060) |
| Total equity | | (6,484,739) | (6,273,060) |
| LIABILITIES | | | |
| Current liabilities | | | |
| Financial liabilities | | | |
| Trade payables | 10 | - | - |
| -total outstanding dues of micro and small enterprises | | - | - |
| -total outstanding dues other than micro and small enterprises | | 5,900 | 5,310 |
| Other current liabilities | 11 | 468,905,834 | 631,224,742 |
| Total liabilities | | 468,911,734 | 631,230,052 |
| Total Equity and Liabilities | | 462,426,995 | 624,956,992 |
| Summary of significant accounting policies | 3 | | |

The accompanying notes are an integral part of the financial statements.

As per our report of even date

For MNV & CO.

Firm Reg. No.: 023682N

Chartered Accountants


Vikram Suri
Partner
Membership No.: 505887



Place : New Delhi

Date : 13 May 2019

For and on behalf of the Board of Directors of
TANMAY DEVELOPERS PRIVATE LIMITED


Pravesh Kumar
Director
DIN-08376738


Nikhil Srivastava
Director
DIN-08077388

TANMAY DEVELOPERS PRIVATE LIMITED
STATEMENT OF PROFIT AND LOSS FOR THE YEAR ENDED 31 MARCH 2019
(Amount in rupees, unless otherwise stated)

| Particulars | Notes | 31 March 2019 | 31 March 2018 |
|--|-------|------------------|------------------|
| Revenue | 12 | - | 12,813 |
| Total Income | | - | 12,813 |
| EXPENSES | | | |
| Finance costs | 13 | - | 82 |
| Other expenses | 14 | 211,679 | 462,041 |
| Total Expenses | | 211,679 | 462,123 |
| (Loss) before tax from continuing operations | | (211,679) | (449,310) |
| Tax expense: | | | |
| Current tax | | - | - |
| (Loss) for the year from continuing operations | | (211,679) | (449,310) |
| Other comprehensive income | | - | - |
| Total other comprehensive income for the year, net of tax | | - | - |
| Total comprehensive (loss) for the year, net of tax | | (211,679) | (449,310) |
| Earnings per equity shares: | 15 | | |
| (1) Basic | | (21.17) | (44.93) |
| (2) Diluted | | (21.17) | (44.93) |

Summary of significant accounting policies

3

The accompanying notes are an integral part of the financial statements.

As per our report of even date

For MNV & CO.
Firm Reg. No. 023682N
Chartered Accountants

Vikram Suri
Partner
Membership No. 505887



For and on behalf of the Board of Directors of
TANMAY DEVELOPERS PRIVATE LIMITED

P.K. Samis
Pravesh Kumar
Director
DIN-08376738

Nikhil Srivastava
Director
DIN-08077388

Place : New Delhi
Date : 13 May 2019

TINNITUS BUILDERS PRIVATE LIMITED
BALANCE SHEET AS AT 31 MARCH 2019
(Amount in Rupees, unless otherwise stated)

| | Notes | As at 31 March 2019 | As at 31 March 2018 |
|--|-------|------------------------|------------------------|
| ASSETS | | | |
| Current assets | | | |
| Financial assets | | | |
| Cash and cash equivalents | 4 | 20,662 | 18,750 |
| Other current assets | 5 | - | - |
| Total Assets | | 20,662 | 18,750 |
| EQUITY AND LIABILITIES | | | |
| Equity | | | |
| Equity share capital | 6 | 100,000 | 100,000 |
| Other equity | 7 | (16,863,604) | (16,854,093) |
| Total equity | | (16,763,604) | (16,754,093) |
| LIABILITIES | | | |
| Current liabilities | | | |
| Financial liabilities | | | |
| Trade payables | 8 | - | - |
| -total outstanding dues of micro and small enterprises | | - | - |
| -total outstanding dues other than micro and small enterprises | | 11,301 | 5,310 |
| Other current liabilities | 9 | 16,772,965 | 16,767,533 |
| Total liabilities | | 16,784,266 | 16,772,843 |
| Total Equity and Liabilities | | 20,662 | 18,750 |

Summary of significant accounting policies 3

The accompanying notes are an integral part of the financial statements.

As per our report of even date

For Rajeev & Ajay
Firm registration No : 009977N
Chartered Accountants

Ajay Sachdeva
Partner
Membership No. : 084302



For and on behalf of the Board of Directors of
TINNITUS BUILDERS PRIVATE LIMITED

Rohit Rampal
Director
DIN- 08129550

Dhiraj Kumar Singh
Director
DIN- 08375395

Place : New Delhi
Date : 13 May 2019

TINNITUS BUILDERS PRIVATE LIMITED
STATEMENT OF PROFIT AND LOSS FOR THE YEAR ENDED 31 MARCH 2019
(Amount in Rupees, unless otherwise stated)

| Particulars | Notes | 31 March 2019 | 31 March 2018 |
|--|-------|----------------|----------------|
| Revenue | | - | - |
| Total Income (I) | | - | - |
| EXPENSES | | | |
| Finance costs | 10 | 89 | 89 |
| Other expenses | 11 | 9,422 | 6,985 |
| Total Expenses (II) | | 9,511 | 7,074 |
| Profit/(Loss) before tax from continuing operations (I-II) | | (9,511) | (7,074) |
| Tax expense: | | | |
| Current Tax | | - | - |
| Profit/(Loss) for the year from continuing operations | | (9,511) | (7,074) |
| Other Comprehensive Income | | - | - |
| Total other comprehensive income for the year, net of tax | | - | - |
| Total comprehensive income/(loss) for the year, net of tax | | (9,511) | (7,074) |
| Earnings per equity share (computed on the basis of profit/(loss) for the year): | 12 | | |
| (1) Basic | | (0.95) | (0.71) |
| (2) Diluted | | (0.95) | (0.71) |

Summary of significant accounting policies

3

The accompanying notes are an integral part of the financial statements.

As per our report of even date

For Rajeev & Ajay
Firm registration No : 009977N
Chartered Accountants

Ajay Sachdeva
Partner
Membership No. : 084302



For and on behalf of the Board of Directors of
TINNITUS BUILDERS PRIVATE LIMITED

Rohit Rampal
Director
DIN- 08129550

Dhiraj Kumar Singh
Director
DIN- 08375395

Place : New Delhi
Date : 13 May 2019

TOCSIN BUILDERS PRIVATE LIMITED
BALANCE SHEET AS AT 31 MARCH 2019
(Amount in Rupees, unless otherwise stated)

| | Notes | As at 31 March 2019 | As at 31 March 2018 |
|--|-------|------------------------|------------------------|
| ASSETS | | | |
| Current assets | | | |
| Inventories | 4 | 152,966,869 | 263,307,056 |
| Financial assets | | | |
| Cash and cash equivalents | 5 | 25,234 | 18,729 |
| Other current assets | 6 | 3,927,045 | 3,930,208 |
| Total Assets | | 156,919,148 | 267,255,993 |
| EQUITY AND LIABILITIES | | | |
| Equity | | | |
| Equity share capital | 7 | 100,000 | 100,000 |
| Other equity | 8 | (7,753,602) | (7,762,602) |
| Total equity | | (7,653,602) | (7,662,602) |
| LIABILITIES | | | |
| Current liabilities | | | |
| Financial liabilities | | | |
| Trade payables | 9 | | |
| -total outstanding dues of micro and small enterprises | | | |
| -total outstanding dues other than micro and small enterprises | | 5,902 | 5,310 |
| Other current liabilities | 10 | 164,566,848 | 274,913,285 |
| Total liabilities | | 164,572,750 | 274,918,595 |
| Total Equity and Liabilities | | 156,919,148 | 267,255,993 |
| Summary of significant accounting policies | 3 | | |

The accompanying notes are an integral part of the financial statements.

As per our report of even date

For MNV & CO.
Firm Reg. No.: 023682N
Chartered Accountants

Vikram Suri
Partner
Membership No.: 503887



Place : New Delhi
Date : 13 May 2019

For and on behalf of the Board of Directors of
TOCSIN BUILDERS PRIVATE LIMITED

Smruti Narayan Pradhan
Director
DIN-08367736

Dhiraj Kumar Singh
Director
DIN-08375395

TOCSIN BUILDERS PRIVATE LIMITED
STATEMENT OF PROFIT AND LOSS FOR THE YEAR ENDED 31 MARCH 2019
(Amount in Rupees, unless otherwise stated)

| Particulars | Notes | 31 March 2019 | 31 March 2018 |
|---|-------|---------------|-----------------|
| Revenue from operations | 11 | 20,781 | - |
| Total Income | | 20,781 | - |
| EXPENSES | | | |
| Finance costs | 12 | 133 | 89 |
| Other expenses | 13 | 8,485 | 21,499 |
| Total Expenses | | 8,618 | 21,588 |
| Profit / (Loss) before tax | | 12,163 | (21,588) |
| Tax expense: | | | |
| Current tax (pertaining to earlier years) | | 3,163 | 7,650 |
| Profit / (Loss) for the year | | 9,000 | (29,238) |
| Other comprehensive income/(loss) | | - | - |
| Total other comprehensive income/(loss) for the year, net of tax | | - | - |
| Total comprehensive income/(loss) for the year, net of tax | | 9,000 | (29,238) |
| Earnings per equity share: | 14 | | |
| (1) Basic | | 0.90 | (2.92) |
| (2) Diluted | | 0.90 | (2.92) |

Summary of significant accounting policies

3

The accompanying notes are an integral part of the financial statements.

As per our report of even date

For MNV & CO.
Firm Reg. No.: 0036824
Chartered Accountants

Vijant Suri
Partner
Membership No. 505887

Place : New Delhi
Date : 13 May 2019

For and on behalf of the Board of Directors of
TOCSIN BUILDERS PRIVATE LIMITED


Smruti Narayan Pradhan
Director
DIN-08367736


Dhiraj Kumar Singh
Director
DIN-08375395

TOFF BUILDERS PRIVATE LIMITED
BALANCE SHEET AS AT 31 MARCH 2019
(Amount in rupees, unless otherwise stated)

| | Notes | As at 31 March 2019 | As at 31 March 2018 |
|--|-------|------------------------|------------------------|
| ASSETS | | | |
| Current assets | | | |
| Inventories | 4 | 48,974,517 | 48,974,517 |
| Financial assets | | | |
| Cash and cash equivalents | 5 | 15,058 | 18,888 |
| Other current assets | 6 | - | 45,791,837 |
| Total Assets | | 48,989,575 | 94,785,242 |
| EQUITY AND LIABILITIES | | | |
| Equity | | | |
| Equity share capital | 7 | 100,000 | 100,000 |
| Other equity | 8 | (36,668,290) | (36,659,999) |
| Total equity | | (36,568,290) | (36,559,999) |
| LIABILITIES | | | |
| Current liabilities | | | |
| Financial liabilities | | | |
| Trade payables | 9 | - | - |
| -total outstanding dues of micro and small enterprises | | - | - |
| -total outstanding dues other than micro and small enterprises | | 5,900 | 5,310 |
| Other current liabilities | 10 | 85,551,965 | 131,339,931 |
| Total liabilities | | 85,557,865 | 131,345,241 |
| Total Equity and Liabilities | | 48,989,575 | 94,785,242 |

Summary of significant accounting policies

3

The accompanying notes are an integral part of the financial statements.

As per our report of even date

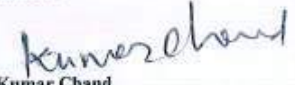
For MNV & CO.
Firm Reg. No.: 027682N
Chartered Accountants

Vikrant Singh
Partner
Membership No.: 505887

Place : New Delhi
Date : 13 May 2019

For and on behalf of the Board of Directors of
TOFF BUILDERS PRIVATE LIMITED


Smriti Narayan Pradhan
Director
DIN-08367736


Kumar Chand
Director
DIN-08380333

8

TOFF BUILDERS PRIVATE LIMITED
STATEMENT OF PROFIT AND LOSS FOR THE YEAR ENDED 31 MARCH 2019
(Amount in rupees, unless otherwise stated)

| Particulars | Notes | 31 March 2019 | 31 March 2018 |
|--|-------|----------------|---------------------|
| Revenue | | - | - |
| Total Income | | - | - |
| EXPENSES | | | |
| Finance costs | 11 | 118 | 89 |
| Other expenses | 12 | 8,173 | 36,324,522 |
| Total Expenses | | 8,291 | 36,324,611 |
| (Loss) before tax from continuing operations | | (8,291) | (36,324,611) |
| Tax expense: | | | |
| Current tax | | - | - |
| (Loss) for the year from continuing operations | | (8,291) | (36,324,611) |
| Other comprehensive income | | - | - |
| Total other comprehensive income for the year, net of tax | | - | - |
| Total comprehensive (loss) for the year, net of tax | | (8,291) | (36,324,611) |
| Earnings per equity share: | 13 | | |
| (1) Basic | | (0.83) | (3,632.46) |
| (2) Diluted | | (0.83) | (3,632.46) |

Summary of significant accounting policies

3

The accompanying notes are an integral part of the financial statements.

As per our report of even date

For MNV & CO.

Firm Reg. No.: 027682N
Chartered Accountants

Vikram Suri
Partner
Membership No.: 505887

Place : New Delhi
Date : 13 May 2019

**For and on behalf of the Board of Directors of
TOFF BUILDERS PRIVATE LIMITED**

Smruti Narayan Pradhan
Smruti Narayan Pradhan
Director
DIN-08367736

Kumar Chand
Kumar Chand
Director
DIN-08380333

TOME BUILDERS PRIVATE LIMITED
BALANCE SHEET AS AT 31 MARCH 2019
(Amount in Rupees, unless otherwise stated)

| | Notes | As at 31 March 2019 | As at 31 March 2018 |
|--|-------|------------------------|------------------------|
| ASSETS | | | |
| Current assets | | | |
| Financial assets | | | |
| Cash and cash equivalents | 4 | 20,745 | 17,834 |
| Total Assets | | 20,745 | 17,834 |
| EQUITY AND LIABILITIES | | | |
| Equity | | | |
| Equity share capital | 5 | 100,000 | 100,000 |
| Other equity | 6 | (25,139,437) | (25,131,175) |
| Total equity | | (25,039,437) | (25,031,175) |
| LIABILITIES | | | |
| Current liabilities | | | |
| Financial liabilities | | | |
| Trade payables | 7 | - | - |
| -total outstanding dues of micro and small enterprises | | 11,301 | 5,311 |
| -total outstanding dues other than micro and small enterprises | | - | - |
| Other current liabilities | 8 | 25,048,881 | 25,043,698 |
| Total liabilities | | 25,060,182 | 25,049,009 |
| Total Equity and Liabilities | | 20,745 | 17,834 |
| Summary of significant accounting policies | 3 | | |

The accompanying notes are an integral part of the financial statements.

As per our report of even date

For Rajeev & Ajay
Firm registration No : 009977N
Chartered Accountants

Ajay Sachdeva
Partner
Membership No. : 084302



For and on behalf of the Board of Directors of
TOME BUILDERS PRIVATE LIMITED

Kumar Chand
Director
DIN- 08380333

Rohit Rampal
Director
DIN- 08129550

Place : New Delhi
Date : 13 May 2019

TOME BUILDERS PRIVATE LIMITED
STATEMENT OF PROFIT AND LOSS FOR THE YEAR ENDED 31 MARCH 2019
(Amount in Rupees, unless otherwise stated)

| Particulars | Notes | 31 March 2019 | 31 March 2018 |
|--|-------|----------------|----------------|
| Revenue | | - | - |
| Total Income (I) | | - | - |
| EXPENSES | | | |
| Finance costs | 9 | 89 | 1,517 |
| Other expenses | 10 | 8,173 | 7,609 |
| Total Expenses (II) | | 8,262 | 9,126 |
| Profit/(Loss) before tax from continuing operations (I-II) | | (8,262) | (9,126) |
| Tax expense: | | | |
| Current Tax | | - | - |
| Profit/(Loss) for the year from continuing operations | | (8,262) | (9,126) |
| Other Comprehensive Income | | - | - |
| Total other comprehensive income for the year, net of tax | | - | - |
| Total comprehensive income/(loss) for the year, net of tax | | (8,262) | (9,126) |
| Earnings per equity share (computed on the basis of profit/(loss) for the year): | 11 | | |
| (1) Basic | | (0.83) | (0.91) |
| (2) Diluted | | (0.83) | (0.91) |

Summary of significant accounting policies 3

The accompanying notes are an integral part of the financial statements.

As per our report of even date

For Rajeev & Ajay
Firm registration No : 009977N
Chartered Accountants

Ajay Sachdeva
Partner
Membership No. : 084302



For and on behalf of the Board of Directors of
TOME BUILDERS PRIVATE LIMITED

Kumar Chand

Kumar Chand
Director
DIN- 08380333

Rohit Rampal

Rohit Rampal
Director
DIN- 08129550

Place : New Delhi
Date : 13 May 2019

TOMTOM BUILDERS PRIVATE LIMITED
BALANCE SHEET AS AT 31 MARCH 2019
(Amount in rupees, unless otherwise stated)

| | Notes | As at 31 March 2019 | As at 31 March 2018 |
|--|-------|------------------------|------------------------|
| ASSETS | | | |
| Current assets | | | |
| Inventories | 4 | 221,490,642 | 332,336,820 |
| Financial assets | | | |
| Cash and cash equivalents | 5 | 19,798 | 18,198 |
| Other current assets | 6 | 4,336,788 | 19,787,384 |
| Total Assets | | 225,847,228 | 352,142,402 |
| EQUITY AND LIABILITIES | | | |
| Equity | | | |
| Equity share capital | 7 | 100,000 | 100,000 |
| Other equity | 8 | (56,169,595) | (56,159,566) |
| Total equity | | (56,069,595) | (56,059,566) |
| LIABILITIES | | | |
| Current liabilities | | | |
| Financial liabilities | | | |
| Trade payables | 9 | - | - |
| -total outstanding dues of micro and small enterprises | | 42,800 | 36,809 |
| -total outstanding dues other than micro and small enterprises | | - | - |
| Other current liabilities | 10 | 281,874,023 | 408,165,159 |
| Total liabilities | | 281,916,823 | 408,201,968 |
| Total Equity and Liabilities | | 225,847,228 | 352,142,402 |

Summary of significant accounting policies

3

The accompanying notes are an integral part of the financial statements.

As per our report of even date

For Rajeev & Ajay
Firm registration No : 009977N
Chartered Accountants

Ajay Sachdeva
Partner
Membership No. : 084302



For and on behalf of the Board of Directors of
TOMTOM BUILDERS PRIVATE LIMITED

Rohit Rampal
Director
DIN- 08129550

Jitesh Sharma
Director
DIN- 08428478

8

Place : New Delhi
Date : 13 May 2019

TOMTOM BUILDERS PRIVATE LIMITED
STATEMENT OF PROFIT AND LOSS FOR THE YEAR ENDED 31 MARCH 2019
(Amount in rupees, unless otherwise stated)

| Particulars | Notes | 31 March 2019 | 31 March 2018 |
|--|-------|-----------------|---------------------|
| Revenue | | - | - |
| Total Income (I) | | - | - |
| EXPENSES | | | |
| Finance costs | 11 | 89 | 59 |
| Other expenses | 12 | 9,940 | 52,319,797 |
| Total Expenses (II) | | 10,029 | 52,319,856 |
| (Loss) before tax from continuing operations (I-II) | | (10,029) | (52,319,856) |
| Tax expense: | | | |
| Current tax | | - | - |
| (Loss) for the year from continuing operations | | (10,029) | (52,319,856) |
| Other comprehensive income | | - | - |
| Total other comprehensive income for the year, net of tax | | - | - |
| Total comprehensive (loss) for the year, net of tax | | (10,029) | (52,319,856) |
| Earnings per equity share: | 13 | | |
| (1) Basic | | (1.00) | (5,231.99) |
| (2) Diluted | | (1.00) | (5,231.99) |

Summary of significant accounting policies

3

The accompanying notes are an integral part of the financial statements.

As per our report of even date

For Rajeev & Ajay
Firm registration No : 009977N
Chartered Accountants

Ajay Sachdeva
Partner
Membership No. : 084302



For and on behalf of the Board of Directors of
TOMTOM BUILDERS PRIVATE LIMITED

Rohit Rampal
Director
DIN- 08129550

Jitesh Sharma
Director
DIN- 08428478

(Signature)

(Signature)

Place : New Delhi
Date : 13 May 2019

TRATTORIA PROPERTIES PRIVATE LIMITED
BALANCE SHEET AS AT 31 MARCH 2019
(Amount in rupees, unless otherwise stated)

| | Notes | As at 31 March 2019 | As at 31 March 2018 |
|--|-------|------------------------|------------------------|
| ASSETS | | | |
| Current assets | | | |
| Inventories | 4 | 98,422,768 | 98,422,768 |
| Financial assets | | | |
| Cash and cash equivalents | 5 | 15,034 | 18,552 |
| Other current assets | 6 | - | - |
| Total Assets | | 98,437,802 | 98,441,320 |
| EQUITY AND LIABILITIES | | | |
| Equity | | | |
| Equity share capital | 7 | 100,000 | 100,000 |
| Other equity | 8 | 495,554 | 505,716 |
| Total equity | | 595,554 | 605,716 |
| LIABILITIES | | | |
| Current liabilities | | | |
| Financial liabilities | | | |
| Trade payables | 9 | - | - |
| -total outstanding dues of micro and small enterprises | | - | - |
| -total outstanding dues other than micro and small enterprises | | 5,901 | 5,310 |
| Other current liabilities | 10 | 97,836,347 | 97,830,294 |
| Total liabilities | | 97,842,248 | 97,835,604 |
| Total Equity and Liabilities | | 98,437,802 | 98,441,320 |

Summary of significant accounting policies

3

The accompanying notes are an integral part of the financial statements.

As per our report of even date

For MNV & CO.
Firm Reg. No.: 023682N
Chartered Accountants

Vikramt Suri
Partner
Membership No.: 505887

Place : New Delhi
Date : 13 May 2019

For and on behalf of the Board of Directors of
TRATTORIA PROPERTIES PRIVATE LIMITED

Rohit Rampal
Director
DIN-08129550

Rohit Mehta
Director
DIN-06961182

TRATTORIA PROPERTIES PRIVATE LIMITED
STATEMENT OF PROFIT AND LOSS FOR THE YEAR ENDED 31 MARCH 2019
(Amount in rupees, unless otherwise stated)

| Particulars | Notes | 31 March 2019 | 31 March 2018 |
|---|-------|-----------------|----------------|
| Revenue | | - | - |
| Total Income | | - | - |
| EXPENSES | | | |
| Finance costs | 11 | 118 | 779 |
| Other expenses | 12 | 10,044 | 7,609 |
| Total Expenses | | 10,162 | 8,388 |
| (Loss) before tax from continuing operations | | (10,162) | (8,388) |
| Tax expense: | | | |
| Current tax | | - | - |
| (Loss) for the year from continuing operations | | (10,162) | (8,388) |
| Other comprehensive income | | - | - |
| Total other comprehensive income/(loss) for the year, net of tax | | - | - |
| Total comprehensive (loss) for the year, net of tax | | (10,162) | (8,388) |
| Earnings per equity share: | 13 | | |
| (1) Basic | | (1.02) | (0.84) |
| (2) Diluted | | (1.02) | (0.84) |

Summary of significant accounting policies

3

The accompanying notes are an integral part of the financial statements.

As per our report of even date

For MNV & CO.
Firm Reg. No.: 023682N
Chartered Accountants

Vikrant Suri
Partner
Membership No.: 505887

For and on behalf of the Board of Directors of
TRATTORIA PROPERTIES PRIVATE LIMITED

Rohit Rampal
Director
DIN-08129550

Rohit Mehta
Director
DIN-06961182

Place : New Delhi
Date : 13 May 2019

TRAWLER PROPERTIES PRIVATE LIMITED
BALANCE SHEET AS AT 31 MARCH 2019
(Amount in Rupees, unless otherwise stated)

ASSETS

Current assets

Inventories
Financial assets
Cash and cash equivalents
Other current assets

Total Assets

EQUITY AND LIABILITIES

Equity

Equity share capital
Other equity
Total equity

LIABILITIES

Current liabilities

Financial liabilities
Trade payables
-total outstanding dues of micro and small enterprises
-total outstanding dues other than micro and small enterprises

Other current liabilities

Total liabilities

Total Equity and Liabilities

Summary of significant accounting policies

The accompanying notes are an integral part of the financial statements.

As per our report of even date

For MNV & CO.

Firm Reg. No.: 023682N

Chartered Accountants

Vikram Suri

Partner

Membership No.: 505887



Place : New Delhi

Date : 13 May 2019

| Notes | As at 31 March 2019 | As at 31 March 2018 |
|-------|------------------------|------------------------|
| 4 | 9,887,978 | 243,121,924 |
| 5 | 14,850 | 17,680 |
| 6 | - | - |
| | 9,902,828 | 243,139,604 |
| 7 | 100,000 | 100,000 |
| 8 | (271,217) | (260,741) |
| | (171,217) | (160,741) |
| 9 | - | - |
| | 5,898 | 5,307 |
| 10 | 10,068,147 | 243,295,038 |
| | 10,074,045 | 243,300,345 |
| | 9,902,828 | 243,139,604 |

3

For and on behalf of the Board of Directors of
TRAWLER PROPERTIES PRIVATE LIMITED

Rohit Rampal
Director
DIN-08129550

Deepak Jain
Director
DIN-08129166

TRAWLER PROPERTIES PRIVATE LIMITED
STATEMENT OF PROFIT AND LOSS FOR THE YEAR ENDED 31 MARCH 2019
(Amount in Rupees, unless otherwise stated)

| Particulars | Notes | 31 March 2019 | 31 March 2018 |
|---|-------|---------------|---------------|
| Revenue | | - | - |
| Total Income | | - | - |
| EXPENSES | | | |
| Other expenses | 11 | 10,358 | 9,063 |
| Finance costs | 12 | 118 | 59 |
| Total Expenses | | 10,476 | 9,122 |
| Profit/(Loss) before tax | | (10,476) | (9,122) |
| Tax expense: | | | |
| Current tax | | - | - |
| Profit/(Loss) for the year | | (10,476) | (9,122) |
| Other comprehensive income | | - | - |
| Total other comprehensive income for the year, net of tax | | - | - |
| Total comprehensive income/(loss) for the year, net of tax | | (10,476) | (9,122) |
| Earnings per equity share: | 13 | | |
| (1) Basic | | (1.05) | (0.91) |
| (2) Diluted | | (1.05) | (0.91) |
| Summary of significant accounting policies | 3 | | |

The accompanying notes are an integral part of the financial statements.

As per our report of even date

For MNV & CO.
Firm Reg. No.: 02/682N
Chartered Accountants

Vikram Suri
Partner
Membership No.: 505887



For and on behalf of the Board of Directors of
TRAWLER PROPERTIES PRIVATE LIMITED

Rohit Rampal
Director
DIN-08129550

Deepak Jain
Director
DIN-08129166

Place : New Delhi
Date : May 13, 2019

TRIAD PROPERTIES PRIVATE LIMITED
BALANCE SHEET AS AT 31 MARCH 2019
(Amount in Rupees, unless otherwise stated)

| | Notes | As at 31 March 2019 | As at 31 March 2018 |
|--|-------|------------------------|------------------------|
| ASSETS | | | |
| Current assets | | | |
| Inventories | 4 | 49,667,572 | 49,667,572 |
| Financial assets | | | |
| Cash and cash equivalents | 5 | 19,980 | 16,376 |
| Other current assets | 6 | - | - |
| Total Assets | | 49,687,552 | 49,683,948 |
| EQUITY AND LIABILITIES | | | |
| Equity | | | |
| Equity share capital | 7 | 100,000 | 100,000 |
| Other equity | 8 | (624,347) | (610,483) |
| Total equity | | (524,347) | (510,483) |
| LIABILITIES | | | |
| Current liabilities | | | |
| Financial liabilities | | | |
| Trade payables | 9 | - | - |
| -total outstanding dues of micro and small enterprises | | 11,301 | 5,310 |
| -total outstanding dues other than micro and small enterprises | | | |
| Other current liabilities | 10 | 50,200,598 | 50,189,121 |
| Total liabilities | | 50,211,899 | 50,194,431 |
| Total Equity and Liabilities | | 49,687,552 | 49,683,948 |
| Summary of significant accounting policies | 3 | | |

The accompanying notes are an integral part of the financial statements.

As per our report of even date

For Rajeev & Ajay

Firm registration No : 009977N
Chartered Accountants

Ajay Sachdeva
Partner
Membership No. : 084302



For and on behalf of the Board of Directors of
TRIAD PROPERTIES PRIVATE LIMITED


Kul Bhushan
Director
DIN- 08129099


Rohit Rampal
Director
DIN- 08129550

Place : New Delhi
Date : 13 May 2019

8

TRIAD PROPERTIES PRIVATE LIMITED
STATEMENT OF PROFIT AND LOSS FOR THE YEAR ENDED 31 MARCH 2019
(Amount in Rupees, unless otherwise stated)

| Particulars | Notes | 31 March 2019 | 31 March 2018 |
|--|-------|-----------------|-----------------|
| Revenue | | - | - |
| Total Income (I) | | - | - |
| EXPENSES | | | |
| Finance costs | 11 | 397 | 1,773 |
| Other expenses | 12 | 13,467 | 11,245 |
| Total Expenses (II) | | 13,864 | 13,018 |
| Profit/(Loss) before tax from continuing operations (I-II) | | (13,864) | (13,018) |
| Tax expense: | | | |
| Current Tax | | - | - |
| Profit/(Loss) for the year from continuing operations | | (13,864) | (13,018) |
| Other Comprehensive Income | | - | - |
| Total other comprehensive income for the year, net of tax | | - | - |
| Total comprehensive income/(loss) for the year, net of tax | | (13,864) | (13,018) |
| Earnings per equity share (computed on the basis of profit/(loss) for the year): | 13 | | |
| (1) Basic | | (1.39) | (1.30) |
| (2) Diluted | | (1.39) | (1.30) |

Summary of significant accounting policies 3

The accompanying notes are an integral part of the financial statements.

As per our report of even date

For Rajeev & Ajay

Firm registration No : 009977N
Chartered Accountants

Ajay Sachdeva
Partner

Membership No. : 084302



For and on behalf of the Board of Directors of
TRIAD PROPERTIES PRIVATE LIMITED

Kul Bhushan
Director
DIN- 08129099

Rohit Rampal
Director
DIN- 08129550

Place : New Delhi
Date : 13 May 2019

TRUE VALUE BUILD-CON PRIVATE LIMITED
BALANCE SHEET AS AT 31 MARCH 2019
(Amount in rupees, unless otherwise stated)

ASSETS

Non-current assets

Financial assets
Investments

Current assets

Financial assets
Cash and cash equivalents
Other current assets

Total Assets

EQUITY AND LIABILITIES

Equity

Equity share capital
Other equity
Total equity

LIABILITIES

Current liabilities

Financial liabilities
Trade payables
-total outstanding dues of micro and small enterprises
-total outstanding dues other than micro and small enterprises
Other current liabilities
Total liabilities

Total Equity and Liabilities

Summary of significant accounting policies

The accompanying notes are an integral part of the financial statements.

As per our report of even date

For MNV & CO.

Firm Reg. No. 023682N

Chartered Accountants

Vikrant Singh

Partner

Membership No. : 505887



Place : New Delhi

Date : 13 May 2019

| Notes | As at 31 March 2019 | As at 31 March 2018 |
|-------|------------------------|------------------------|
| 4 | 200,000 | 200,000 |
| | 200,000 | 200,000 |
| 5 | 6,304 | 17,908 |
| 6 | - | - |
| | 6,304 | 17,908 |
| | 206,304 | 217,908 |
| 7 | 102,000 | 102,000 |
| 8 | (937,492) | (906,797) |
| | (835,492) | (804,797) |
| 9 | - | - |
| | 14,000 | 5,310 |
| 10 | 1,027,796 | 1,017,395 |
| | 1,041,796 | 1,022,705 |
| | 206,304 | 217,908 |

3

For and on behalf of the Board of Directors of
TRUE VALUE BUILD-CON PRIVATE LIMITED

Rohit Rampal

Director
DIN-08129550

Nikhil Srivastava

Director
DIN-08077388

TRUE VALUE BUILD-CON PRIVATE LIMITED
STATEMENT OF PROFIT AND LOSS FOR THE YEAR ENDED 31 MARCH 2019
(Amount in rupees, unless otherwise stated)

| Particulars | Notes | 31 March 2019 | 31 March 2018 |
|--|-------|---------------|---------------|
| Revenue | | - | - |
| Total Income | | - | - |
| EXPENSES | | | |
| Finance costs | 11 | 354 | 89 |
| Other expenses | 12 | 30,341 | 10,208 |
| Total Expenses | | 30,695 | 10,297 |
| (Loss) before tax from continuing operations | | (30,695) | (10,297) |
| Tax expense: | | | |
| Current tax | | - | - |
| (Loss) for the year from continuing operations | | (30,695) | (10,297) |
| Other comprehensive income | | - | - |
| Total other comprehensive income for the year, net of tax | | - | - |
| Total comprehensive (loss) for the year, net of tax | | (30,695) | (10,297) |
| Earnings per equity share: | 13 | | |
| (1) Basic | | (3.01) | (1.01) |
| (2) Diluted | | (3.01) | (1.01) |
| Summary of significant accounting policies | 3 | | |

The accompanying notes are an integral part of the financial statements.

As per our report of even date

For MNY & CO.

Firm Reg No., 023682N

Chartered Accountants

Vikrant Suri

Partner

Membership No.: 505887



For and on behalf of the Board of Directors of

TRUE VALUE BUILD-CON PRIVATE LIMITED

Rohit Rampal

Director

DIN-08129550

Nikhil Srivastava

Director

DIN-08077388

Place : New Delhi

Date : 13 May 2019

UTKARSH BUILDCON PRIVATE LIMITED
STANDALONE BALANCE SHEET AS AT 31 MARCH 2019
(Amount in rupees, unless otherwise stated)

| | Notes | As at 31 March 2019 | As at 31 March 2018 |
|--|-------|------------------------|------------------------|
| ASSETS | | | |
| Non-current assets | | | |
| Financial assets | | | |
| Investments | 4 | 200,000 | 200,000 |
| | | <u>200,000</u> | <u>200,000</u> |
| Current assets | | | |
| Inventories | 5 | 202,724,168 | 202,724,168 |
| Financial assets | | | |
| Cash and cash equivalents | 6 | - | 16,020 |
| Other bank balances | 7 | 1,026,548 | 759,704 |
| Other financial assets | 8 | 2,902,719 | 14,394,130 |
| Other current assets | 9 | 309,256 | 272,391 |
| Total Assets | | <u>207,162,691</u> | <u>218,366,413</u> |
| EQUITY AND LIABILITIES | | | |
| Equity | | | |
| Equity share capital | 10 | 100,000 | 100,000 |
| Other equity | 11 | 5,390,307 | 6,311,086 |
| Total equity | | <u>5,490,307</u> | <u>6,411,086</u> |
| LIABILITIES | | | |
| Current liabilities | | | |
| Financial liabilities | | | |
| Trade payables | 12 | - | - |
| -total outstanding dues of micro and small enterprises | | 117,501 | 5,302,660 |
| -total outstanding dues other than micro and small enterprises | | 51,617 | - |
| Other financial liabilities | 13 | 201,503,266 | 206,652,667 |
| Other current liabilities | 14 | 201,672,384 | 211,955,327 |
| Total liabilities | | <u>207,162,691</u> | <u>218,366,413</u> |
| Total Equity and Liabilities | | <u>207,162,691</u> | <u>218,366,413</u> |

Summary of significant accounting policies

3

The accompanying notes are an integral part of the financial statements.


As per our report of even date


For MNV & CO.
Firm registration No.: 023682N
Chartered Accountants

Vikram Suri
Partner
Membership No.: 505887

Place : New Delhi
Date : 13 May 2019

For and on behalf of the Board of Directors of
UTKARSH BUILDCON PRIVATE LIMITED


Vivek Singh
Director
DIN-03466774


Chandan Singh
Director
DIN-08129090

UTKARSH BUILDCON PRIVATE LIMITED
STANDALONE STATEMENT OF PROFIT AND LOSS FOR THE YEAR ENDED 31 MARCH 2019
(Amount in rupees, unless otherwise stated)

| Particulars | Notes | 31 March 2019 | 31 March 2018 |
|--|-------|------------------|------------------|
| Other income | 15 | 157,668 | 180,699 |
| Total Income | | 157,668 | 180,699 |
| EXPENSES | | | |
| Finance costs | 16 | 295 | 142 |
| Other expenses | 17 | 1,078,152 | 733,610 |
| Total Expenses | | 1,078,447 | 733,752 |
| (Loss) before tax from continuing operations | | (920,779) | (553,053) |
| Tax expense: | | | |
| Current tax | | - | - |
| (Loss) for the year from continuing operations | | (920,779) | (553,053) |
| Other comprehensive income | | - | - |
| Total other comprehensive income for the year, net of tax | | - | - |
| Total comprehensive (loss) for the year, net of tax | | (920,779) | (553,053) |
| Earnings per equity share: | 18 | | |
| (1) Basic | | (92.08) | (55.31) |
| (2) Diluted | | (92.08) | (55.31) |

Summary of significant accounting policies

3

The accompanying notes are an integral part of the financial statements.

As per our report of even date

For MNV & CO.
Firm registration No.: 022682N
Chartered Accountants

Vikram Suri
Partner
Membership No.: 505887

For and on behalf of the Board of Directors of
UTKARSH BUILDCON PRIVATE LIMITED

Vivek Singh
Director
DIN-03466774

Chaitan Singh
Director
DIN-08129090

Place : New Delhi
Date : 13 May 2019

VERSATILE CONBUILD PRIVATE LIMITED
BALANCE SHEET AS AT 31 MARCH 2019
(Amount in Rupees, unless otherwise stated)

| | Notes | As at 31 March 2019 | As at 31 March 2018 |
|--|-------|------------------------|------------------------|
| ASSETS | | | |
| Non-current assets | | | |
| Financial Assets | | | |
| Investments | 4 | 10,200,000 | 10,200,000 |
| | | 10,200,000 | 10,200,000 |
| Current assets | | | |
| Financial assets | | | |
| Cash and cash equivalents | 5 | 18,863 | 20,617 |
| | | 18,863 | 20,617 |
| Total Assets | | 10,218,863 | 10,220,617 |
| EQUITY AND LIABILITIES | | | |
| Equity | | | |
| Equity share capital | 6 | 100,000 | 100,000 |
| Other equity | 7 | (139,939) | (119,210) |
| Total equity | | (39,939) | (19,210) |
| LIABILITIES | | | |
| Current liabilities | | | |
| Financial liabilities | | | |
| Trade payables | 8 | - | - |
| -total outstanding dues of micro and small enterprises | | 22,101 | 5,310 |
| -total outstanding dues other than micro and small enterprises | | 10,236,701 | 10,234,517 |
| Other current liabilities | 9 | 10,258,802 | 10,239,827 |
| Total liabilities | | 10,218,863 | 10,220,617 |
| Total Equity and Liabilities | | 10,218,863 | 10,220,617 |
| Summary of significant accounting policies | | | |
| | 3 | | |

The accompanying notes are an integral part of the financial statements.

As per our report of even date

For Rajeev & Ajay

Firm registration No : 009977N
Chartered Accountants

Ajay Sachdeva
Partner

Membership No. : 084302



For and on behalf of the Board of Directors of
VERSATILE CONBUILD PRIVATE LIMITED

Purushottam Grover
Director
DIN-08315022

Vikas Garg
Director
DIN-05267799

Place : New Delhi
Date : 13 May 2019

VERSATILE CONBUILD PRIVATE LIMITED
STATEMENT OF PROFIT AND LOSS FOR THE YEAR ENDED 31 MARCH 2019
(Amount in Rupees, unless otherwise stated)

| Particulars | Notes | 31 March 2019 | 31 March 2018 |
|--|-------|---------------|---------------|
| Revenue | | - | - |
| Total Income (I) | | - | - |
| EXPENSES | | | |
| Finance costs | 10 | 443 | 89 |
| Other expenses | 11 | 20,286 | 26,868 |
| Total Expenses (II) | | 20,729 | 26,957 |
| Profit/(Loss) before tax from continuing operations (I-II) | | (20,729) | (26,957) |
| Tax expense: | | | |
| Current Tax | | - | - |
| Profit/(Loss) before tax from continuing operations (I-II) | | (20,729) | (26,957) |
| Other Comprehensive Income | | - | - |
| Total other comprehensive income for the year, net of tax | | - | - |
| Total comprehensive income/(loss) for the year, net of tax | | (20,729) | (26,957) |
| Earnings per equity share (computed on the basis of profit/(loss) for the year): | 12 | | |
| (1) Basic | | (2.07) | (2.70) |
| (2) Diluted | | (2.07) | (2.70) |
| Summary of significant accounting policies | 3 | | |

The accompanying notes are an integral part of the financial statements.

As per our report of even date

For Rajeev & Ajay

Firm registration No : 009977N

Chartered Accountants

Ajay Sachdeva


Ajay Sachdeva

Partner

Membership No. : 084302

For and on behalf of the Board of Directors of

VERSATILE CONBUILD PRIVATE LIMITED

Purushottam Grover


Purushottam Grover

Director

DIN-08315022

Vikas Garg


Vikas Garg

Director

DIN-05267799

Place : New Delhi

Date : 13 May 2019

VIRASAT BUILDCON PRIVATE LIMITED
BALANCE SHEET AS AT 31 MARCH 2019
(Amount in rupees, unless otherwise stated)

| | Notes | As at 31 March 2019 | As at 31 March 2018 |
|--|-------|------------------------|------------------------|
| ASSETS | | | |
| Current assets | | | |
| Financial assets | | | |
| Cash and cash equivalents | 4 | 17,020 | 18,954 |
| Other financial assets | 5 | 328,991 | 358,466 |
| Other current assets | 6 | - | - |
| Total Assets | | 346,011 | 377,420 |
| EQUITY AND LIABILITIES | | | |
| Equity | | | |
| Equity share capital | 7 | 1,000,000 | 1,000,000 |
| Other equity | 8 | (659,889) | (628,480) |
| Total equity | | 340,111 | 371,520 |
| LIABILITIES | | | |
| Current liabilities | | | |
| Financial liabilities | | | |
| Trade payables | 9 | - | - |
| -total outstanding dues of micro and small enterprises | | - | - |
| -total outstanding dues other than micro and small enterprises | | 5,900 | 5,310 |
| Other current liabilities | 10 | - | 590 |
| Total liabilities | | 5,900 | 5,900 |
| Total Equity and Liabilities | | 346,011 | 377,420 |
| Summary of significant accounting policies | | | |
| | 3 | | |

The accompanying notes are an integral part of the financial statements.


As per our report of even date

For MNV & CO.
Firm registration No.: 023682N
Chartered Accountants

Vikram Suri
Partner
Membership No.: 505887

Place : New Delhi
Date : 13 May 2019

For and on behalf of the Board of Directors of
VIRASAT BUILDCON PRIVATE LIMITED


Smruti Narayan Pradhan
Director
DIN-08367736


Neeru Sareen
Director
DIN-08383149

8

VIRASAT BUILDCON PRIVATE LIMITED
STATEMENT OF PROFIT AND LOSS FOR THE YEAR ENDED 31 MARCH 2019
(Amount in rupees, unless otherwise stated)

| Particulars | Notes | 31 March 2019 | 31 March 2018 |
|--|-------|-----------------|-----------------|
| Revenue | | - | - |
| Total Income | | - | - |
| EXPENSES | | | |
| Finance costs | 11 | 118 | 89 |
| Other expenses | 12 | 31,291 | 77,215 |
| Total Expenses | | 31,409 | 77,304 |
| (Loss) before tax from continuing operations | | (31,409) | (77,304) |
| Tax expense: | | | |
| Current tax | | - | - |
| (Loss) for the year from continuing operations | | (31,409) | (77,304) |
| Other comprehensive income | | - | - |
| Total other comprehensive income for the year, net of tax | | - | - |
| Total comprehensive (loss) for the year, net of tax | | (31,409) | (77,304) |
| Earnings per equity share: | 13 | | |
| (1) Basic | | (0.31) | (0.77) |
| (2) Diluted | | (0.31) | (0.77) |

Summary of significant accounting policies

3

The accompanying notes are an integral part of the financial statements.

As per our report of even date

For MNV & CO.
Firm registration No.: 023682N
Chartered Accountants

Vijayant Suri
Partner
Membership No.: 505887



For and on behalf of the Board of Directors of
VIRASAT BUILDCON PRIVATE LIMITED

Smruti Narayan Pradhan
Smruti Narayan Pradhan
Director
DIN-08367736

Neeru Sareen
Neeru Sareen
Director
DIN-08383149

Place : New Delhi
Date : 13 May 2019

VITALITY CONBUILD PRIVATE LIMITED
BALANCE SHEET AS AT 31 MARCH 2019
(Amount in Rupees, unless otherwise stated)

| | Notes | As at 31 March 2019 | As at 31 March 2018 |
|--|-------|------------------------|------------------------|
| ASSETS | | | |
| Current assets | | | |
| Financial assets | | | |
| Cash and cash equivalents | 4 | 19,184 | 10 |
| Total Assets | | 19,184 | 10 |
| EQUITY AND LIABILITIES | | | |
| Equity | | | |
| Equity share capital | 5 | 100,000 | 100,000 |
| Other equity | 6 | (444,448) | (433,576) |
| Total equity | | (344,448) | (333,576) |
| LIABILITIES | | | |
| Current liabilities | | | |
| Financial liabilities | | | |
| Trade payables | 7 | - | - |
| -total outstanding dues of micro and small enterprises | | 10,994 | 5,004 |
| -total outstanding dues other than micro and small enterprises | | 352,638 | 328,582 |
| Other current liabilities | 8 | 363,632 | 333,586 |
| Total liabilities | | 19,184 | 10 |
| Total Equity and Liabilities | | 19,184 | 10 |

Summary of significant accounting policies

3

The accompanying notes are an integral part of the financial statements.

As per our report of even date

For Rajeev & Ajay

Firm registration No : 009977N

Chartered Accountants

Ajay Sachdeva

Partner

Membership No. : 084302



For and on behalf of the Board of Directors of

VITALITY CONBUILD PRIVATE LIMITED

Alok Singh Kushwah

Director

DIN- 08129143

Niranjan Kumar Jha

Director

DIN- 08376638

Place : New Delhi

Date : 13 May 2019

VITALITY CONBUILD PRIVATE LIMITED
STATEMENT OF PROFIT AND LOSS FOR THE YEAR ENDED 31 MARCH 2019
(Amount in Rupees, unless otherwise stated)

| Particulars | Notes | 31 March 2019 | 31 March 2018 |
|--|-------|-----------------|-----------------|
| Revenue | | - | - |
| Total Income (I) | | - | - |
| EXPENSES | | | |
| Finance costs | 9 | 826 | 89 |
| Other expenses | 10 | 10,046 | 27,178 |
| Total Expenses (II) | | 10,872 | 27,267 |
| Profit/(Loss) before tax from continuing operations (I-II) | | (10,872) | (27,267) |
| Tax expense | | | |
| Current tax | | - | - |
| Profit/(Loss) for the year from continuing operations | | (10,872) | (27,267) |
| Other Comprehensive Income | | - | - |
| Total other comprehensive income for the year, net of tax | | - | - |
| Total comprehensive income/(loss) for the year, net of tax | | (10,872) | (27,267) |
| Earnings per equity share (computed on the basis of profit/(loss) for the year): | 11 | | |
| (1) Basic | | (1.09) | (2.73) |
| (2) Diluted | | (1.09) | (2.73) |

Summary of significant accounting policies 3

The accompanying notes are an integral part of the financial statements.

As per our report of even date

For Rajeev & Ajay
Firm registration No : 009977M
Chartered Accountants

Ajay Sachdeva
Ajay Sachdeva
Partner
Membership No. : 084302



For and on behalf of the Board of Directors of
VITALITY CONBUILD PRIVATE LIMITED

Alok Singh Kushwah
Alok Singh Kushwah
Director
DIN- 08129143

Niranjana Kumar Jha
Niranjana Kumar Jha
Director
DIN- 08376638

Place : New Delhi
Date : 13 May 2019

VPG DEVELOPERS PRIVATE LIMITED
BALANCE SHEET AS AT 31 MARCH 2019
(Amount in rupees, unless otherwise stated)

| | Notes | As at 31 March 2019 | As at 31 March 2018 |
|--|-------|------------------------|------------------------|
| ASSETS | | | |
| Current assets | | | |
| Inventories | 4 | 470,654 | 470,654 |
| Financial assets | | | |
| Cash and cash equivalents | 5 | 24,728 | 70,301 |
| Other current assets | 6 | - | 30,650 |
| Total Assets | | 495,382 | 571,605 |
| EQUITY AND LIABILITIES | | | |
| Equity | | | |
| Equity share capital | 7 | 100,000 | 100,000 |
| Other equity | 8 | (6,521,598) | (6,003,847) |
| Total equity | | (6,421,598) | (5,903,847) |
| LIABILITIES | | | |
| Current liabilities | | | |
| Financial liabilities | | | |
| Trade payables | 9 | - | - |
| -total outstanding dues of micro and small enterprises | | - | - |
| -total outstanding dues other than micro and small enterprises | | 29,688 | 743,972 |
| Other current liabilities | 10 | 6,887,292 | 5,731,480 |
| Total liabilities | | 6,916,980 | 6,475,452 |
| Total Equity and Liabilities | | 495,382 | 571,605 |

Summary of significant accounting policies

The accompanying notes are an integral part of the financial statements.

As per our report of even date

For MNV & CO.
Firm registration No. 023682N
Chartered Accountants

Vikrant Suri
Partner

Membership No.: 505887

Place : New Delhi
Date : 13 May 2019

For and on behalf of the Board of Directors of
VPG DEVELOPERS PRIVATE LIMITED

Purushottam Grover

Director
DIN-08315022

Chandan Singh

Director
DIN-08129090

VPG DEVELOPERS PRIVATE LIMITED
STATEMENT OF PROFIT AND LOSS FOR THE YEAR ENDED 31 MARCH 2019
(Amount in rupees, unless otherwise stated)

| Particulars | Notes | 31 March 2019 | 31 March 2018 |
|---|-------|---------------|---------------|
| Revenue | | - | - |
| Total Income | | - | - |
| EXPENSES | | | |
| Finance costs | 11 | 18 | 401 |
| Other expenses | 12 | 517,733 | 1,119,606 |
| Total Expenses | | 517,751 | 1,120,007 |
| (Loss) before tax from continuing operations | | (517,751) | (1,120,007) |
| Tax expense: | | | |
| Current tax | | - | - |
| (Loss) for the year from continuing operations | | (517,751) | (1,120,007) |
| Other comprehensive income | | - | - |
| Total other comprehensive income/(loss) for the year, net of tax | | - | - |
| Total comprehensive (loss) for the year, net of tax | | (517,751) | (1,120,007) |
| Earnings per equity share: | 13 | | |
| (1) Basic | | (51.78) | (112.00) |
| (2) Diluted | | (51.78) | (112.00) |

Summary of significant accounting policies

The accompanying notes are an integral part of the financial statements.

As per our report of even date

For MNV & CO.
Firm registration No.: 026682N
Chartered Accountants

Vikrant Suri
Partner
Membership No.: 505887

For and on behalf of the Board of Directors of
VPG DEVELOPERS PRIVATE LIMITED


Purushottam Grover
Director
DIN-08315022


Chandan Singh
Director
DIN-08129090

Place : New Delhi
Date : 13 May 2019

WAIF PROPBUILD PRIVATE LIMITED
BALANCE SHEET AS AT 31 MARCH 2019
(Amount in rupees, unless otherwise stated)

ASSETS

Current assets

Financial assets

Cash and cash equivalents

Total Assets

EQUITY AND LIABILITIES

Equity

Equity share capital

Other equity

Total equity

LIABILITIES

Current liabilities

Financial liabilities

Trade payables

-total outstanding dues of micro and small enterprises

-total outstanding dues other than micro and small enterprises

Other current liabilities

Total liabilities

Total Equity and Liabilities

Summary of significant accounting policies

The accompanying notes are an integral part of the financial statements.

As per our report of even date

For MNV & CO.

Firm registration No. 023682N

Chartered Accountants

Vikrant Suri

Partner

Membership No.: 505887

Place : New Delhi

Date : 13 May 2019

| Notes | As at 31 March 2019 | As at 31 March 2018 |
|-------|------------------------|------------------------|
| | | |
| 4 | 15,315 | 18,833 |
| | <u>15,315</u> | <u>18,833</u> |
| | | |
| 5 | 100,000 | 100,000 |
| 6 | (278,426) | (271,071) |
| | <u>(178,426)</u> | <u>(171,071)</u> |
| | | |
| 7 | - | - |
| | 5,901 | 5,311 |
| 8 | 187,840 | 184,593 |
| | <u>193,741</u> | <u>189,904</u> |
| | | |
| | <u>15,315</u> | <u>18,833</u> |

3

For and on behalf of the Board of Directors of
WAIF PROPBUILD PRIVATE LIMITED


Akshat Maheshwari
Director
DIN- 07504909


Satish Kumar Goyal
Director
DIN-06520570

8

WAIF PROPBUILD PRIVATE LIMITED
STATEMENT OF PROFIT AND LOSS FOR THE YEAR ENDED 31 MARCH 2019
(Amount in rupees, unless otherwise stated)

| Particulars | Notes | 31 March 2019 | 31 March 2018 |
|--|-------|----------------|----------------|
| Revenue | | - | - |
| Total Income | | - | - |
| EXPENSES | | | |
| Finance costs | 9 | 118 | 89 |
| Other expenses | 10 | 7,237 | 9,376 |
| Total Expenses | | 7,355 | 9,465 |
| (Loss) before tax from continuing operations | | (7,355) | (9,465) |
| Tax expense: | | | |
| Current tax | | - | - |
| (Loss) for the year from continuing operations | | (7,355) | (9,465) |
| Other comprehensive income | | - | - |
| Total other comprehensive income for the year, net of tax | | - | - |
| Total comprehensive (loss) for the year, net of tax | | (7,355) | (9,465) |
| Earnings per equity share: | 11 | | |
| (1) Basic | | (0.74) | (0.95) |
| (2) Diluted | | (0.74) | (0.95) |
| Summary of significant accounting policies | 3 | | |

The accompanying notes are an integral part of the financial statements.

As per our report of even date

For MNV & CO.
Firm registration No.: 025682N
Chartered Accountants

Vikrant Suri
Partner
Membership No.: 505887


For and on behalf of the Board of Directors of
WAIF PROPBUILD PRIVATE LIMITED


Akshat Maheshwari
Director
DIN- 07504909


Satish Kumar Goyal
Director
DIN-06520570

Place : New Delhi
Date : 13 May 2019

WEMBLEY ESTATES PRIVATE LIMITED
BALANCE SHEET AS AT 31 MARCH 2019
(Amount in Rupees, unless otherwise stated)

| | Notes | As at 31 March 2019 | As at 31 March 2018 |
|--|-------|------------------------|------------------------|
| ASSETS | | | |
| Current assets | | | |
| Financial assets | | | |
| Cash and cash equivalents | 4 | 21,442 | 21,442 |
| Total Assets | | 21,442 | 21,442 |
| EQUITY AND LIABILITIES | | | |
| Equity | | | |
| Equity share capital | 5 | 1,000,000 | 1,000,000 |
| Other equity | 6 | (1,016,791) | (1,007,058) |
| Total equity | | (16,791) | (7,058) |
| LIABILITIES | | | |
| Current liabilities | | | |
| Financial liabilities | | | |
| Trade payables | 7 | - | - |
| -total outstanding dues of micro and small enterprises | | 11,301 | 5,311 |
| -total outstanding dues other than micro and small enterprises | | 26,932 | 23,189 |
| Other current liabilities | 8 | 38,233 | 28,500 |
| Total liabilities | | 21,442 | 21,442 |
| Total Equity and Liabilities | | 21,442 | 21,442 |

Summary of significant accounting policies 3

The accompanying notes are an integral part of the financial statements.

As per our report of even date

For Rajeev & Ajay
Firm registration No : 009977N
Chartered Accountants

Ajay Sachdeva
Partner
Membership No. : 084302



For and on behalf of the Board of Directors of
WEMBLEY ESTATES PRIVATE LIMITED

Niranjani Kumar Jha
Director
DIN-08376638

Sumeer Wadhwa
Director
DIN-08129144

Place : New Delhi
Date : 13 May 2019

WEMBLEY ESTATES PRIVATE LIMITED
STATEMENT OF PROFIT AND LOSS FOR THE YEAR ENDED 31 MARCH 2019
(Amount in Rupees, unless otherwise stated)

| Particulars | Notes | 31 March 2019 | 31 March 2018 |
|--|-------|----------------|-----------------|
| Revenue | | - | - |
| Total Income (I) | | - | - |
| EXPENSES | | | |
| Finance costs | 9 | - | 89 |
| Other expenses | 10 | 9,733 | 26,759 |
| Total Expenses (II) | | 9,733 | 26,848 |
| Profit/(Loss) before tax from continuing operations (I-II) | | (9,733) | (26,848) |
| Tax expense: | | | |
| Current Tax | | - | - |
| Profit/(Loss) for the year from continuing operations | | (9,733) | (26,848) |
| Other Comprehensive Income | | - | - |
| Total other comprehensive income for the year, net of tax | | - | - |
| Total comprehensive income/(loss) for the year, net of tax | | (9,733) | (26,848) |
| Earnings per equity share (computed on the basis of profit/(loss) for the year): | 11 | | |
| (1) Basic | | (0.10) | (0.27) |
| (2) Diluted | | (0.10) | (0.27) |

Summary of significant accounting policies

3

The accompanying notes are an integral part of the financial statements.

As per our report of even date

For Rajeev & Ajay
Firm registration No : 009977N
Chartered Accountants

Ajay Sachdeva
Partner
Membership No. : 084302



For and on behalf of the Board of Directors of
WEMBLEY ESTATES PRIVATE LIMITED

Niranjan Kumar Jha
Director
DIN-08376638

Sameer Wadhwa
Director
DIN-08129144

Place : New Delhi
Date : 13 May 2019

WHELISH PROPERTIES PRIVATE LIMITED
STANDALONE BALANCE SHEET AS AT 31 MARCH 2019
(Amount in Rupees, unless otherwise stated)

| Notes | As at 31 March 2019 | As at 31 March 2018 (Restated) | As at 01 April 2017 (Restated) |
|--|------------------------|--------------------------------------|--------------------------------------|
| ASSETS | | | |
| Non-current assets | | | |
| Financial Assets | | | |
| Investments | 4 | 1,574,253,805 | 1,574,253,805 |
| Current assets | | | |
| Financial assets | | | |
| Cash and cash equivalents | 5 | 24,854 | 32,208 |
| | | | 4,846 |
| Total Assets | | 1,574,278,659 | 1,574,286,013 |
| | | | 1,574,258,651 |
| EQUITY AND LIABILITIES | | | |
| Equity | | | |
| Equity share capital | 6 | 100,000 | 100,000 |
| Other equity | 7 | (176,629) | (155,678) |
| Total equity | | (76,629) | (40,522) |
| LIABILITIES | | | |
| Current liabilities | | | |
| Financial liabilities | | | |
| Trade payables | 8 | - | - |
| -total outstanding dues of micro and small enterprises | | - | - |
| -total outstanding dues other than micro and small enterprises | | 22,101 | 5,311 |
| Other current liabilities | 9 | 1,574,333,187 | 1,574,336,380 |
| Total liabilities | | 1,574,355,288 | 1,574,341,691 |
| | | | 1,574,299,173 |
| Total Equity and Liabilities | | 1,574,278,659 | 1,574,286,013 |
| | | | 1,574,258,651 |

Summary of significant accounting policies

The accompanying notes are an integral part of the financial statements.

As per our report of even date

For Rajeev & Ajay

Firm registration No : 009977N

Chartered Accountants

Ajay Sachdeva

Partner

Membership No. : 084302



For and on behalf of the Board of Directors of
WHELISH PROPERTIES PRIVATE LIMITED

Sweta
Sweta Maharaj
Director
DIN-08380326

Rohit
Rohit Rampal
Director
DIN- 08129550

Place : New Delhi

Date : 13 May 2019

WHELISH PROPERTIES PRIVATE LIMITED
STANDALONE STATEMENT OF PROFIT AND LOSS FOR THE YEAR ENDED 31 MARCH 2019
(Amount in Rupees, unless otherwise stated)

| Particulars | Notes | 31 March 2019 | 31 March 2018 |
|--|-------|-----------------|-----------------|
| Revenue | | - | - |
| Total Income | | - | - |
| EXPENSES | | | |
| Finance costs | 10 | 354 | 89 |
| Other expenses | 11 | 20,597 | 15,067 |
| Total Expenses | | 20,951 | 15,156 |
| Profit/(Loss) before tax | | (20,951) | (15,156) |
| Tax expense: | | | |
| Current tax | | - | - |
| Profit/(Loss) for the year | | (20,951) | (15,156) |
| Other Comprehensive Income | | - | - |
| Total other comprehensive income for the year, net of tax | | - | - |
| Total comprehensive income/(loss) for the year, net of tax | | (20,951) | (15,156) |
| Earnings per equity share (computed on the basis of profit/(loss) for the year): | 12 | | |
| (1) Basic | | (2.10) | (1.52) |
| (2) Diluted | | (2.10) | (1.52) |
| Summary of significant accounting policies | 3 | | |

The accompanying notes are an integral part of the financial statements.

As per our report of even date

For Rajeev & Ajay
Firm registration No : 009977N
Chartered Accountants

Ajay Sachdeva
Partner
Membership No. : 084302



Place : New Delhi
Date : 13 May 2019

For and on behalf of the Board of Directors of
WHELISH PROPERTIES PRIVATE LIMITED

Sweta Maharaj
Director
DIN-08380326

Rohit Rampal
Director
DIN- 08129550

WINKLE PROPERTIES PRIVATE LIMITED
BALANCE SHEET AS AT 31 MARCH 2019
(Amount in Rupees, unless otherwise stated)

| | Notes | As at 31 March 2019 | As at 31 March 2018 |
|--|-------|------------------------|------------------------|
| ASSETS | | | |
| Current assets | | | |
| Financial assets | | | |
| Cash and cash equivalents | 4 | 20,304 | 17,704 |
| Other current assets | 5 | 2,849 | 2,849 |
| Total Assets | | 23,153 | 20,553 |
| EQUITY AND LIABILITIES | | | |
| Equity | | | |
| Equity share capital | 6 | 100,000 | 100,000 |
| Other equity | 7 | (103,818,094) | (103,809,519) |
| Total equity | | (103,718,094) | (103,709,519) |
| LIABILITIES | | | |
| Current liabilities | | | |
| Financial liabilities | | | |
| Trade payables | 8 | - | - |
| -total outstanding dues of micro and small enterprises | | - | - |
| -total outstanding dues other than micro and small enterprises | | 11,302 | 5,311 |
| Other current liabilities | 9 | 103,729,945 | 103,724,761 |
| Total liabilities | | 103,741,247 | 103,730,072 |
| Total Equity and Liabilities | | 23,153 | 20,553 |

Summary of significant accounting policies 3

The accompanying notes are an integral part of the financial statements.

As per our report of even date

For Rajeev & Ajay
Firm registration No : 009977N
Chartered Accountants

Ajay Sachdeva
Partner
Membership No. : 084302



For and on behalf of the Board of Directors of
WINKLE PROPERTIES PRIVATE LIMITED

Firoz Ahmed Khan

Firoz Ahmed Khan
Director
DIN-07158432

Rohit Rampal
Rohit Rampal
Director
DIN-08129550

Place : New Delhi
Date : 13 May 2019

WINKLE PROPERTIES PRIVATE LIMITED
STATEMENT OF PROFIT AND LOSS FOR THE YEAR ENDED 31 MARCH 2019
(Amount in Rupees, unless otherwise stated)

| Particulars | Notes | 31 March 2019 | 31 March 2018 |
|--|-------|---------------|---------------|
| Revenue From Operations | | - | - |
| Total Income (I) | | - | - |
| EXPENSES | | | |
| Finance costs | 10 | 89 | 89 |
| Other expenses | 11 | 8,486 | 9,167 |
| Total Expenses (II) | | 8,575 | 9,256 |
| Profit/(Loss) before tax from continuing operations (I-II) | | (8,575) | (9,256) |
| Tax expense: | | | |
| Current Tax | | - | - |
| Profit/(Loss) for the year from continuing operations | | (8,575) | (9,256) |
| Other Comprehensive Income | | - | - |
| Total other comprehensive income for the year, net of tax | | - | - |
| Total comprehensive income/(loss) for the year, net of tax | | (8,575) | (9,256) |
| Earnings per equity share (computed on the basis of profit/(loss) for the year): | 12 | | |
| (1) Basic | | (0.86) | (0.93) |
| (2) Diluted | | (0.86) | (0.93) |

Summary of significant accounting policies

3

The accompanying notes are an integral part of the financial statements.

As per our report of even date

For Rajeev & Ajay
Firm registration No : 009977N
Chartered Accountants

Ajay Sachdeva
Partner
Membership No. : 084302



For and on behalf of the Board of Directors of
WINKLE PROPERTIES PRIVATE LIMITED

Firoz Ahmed Khan

Firoz Ahmed Khan
Director
DIN-07158432

Rohit Rampal

Rohit Rampal
Director
DIN-08129550

Place : New Delhi
Date : 13 May 2019

YETI PROPERTIES PRIVATE LIMITED
BALANCE SHEET AS AT 31 MARCH 2019
(Amount in rupees, unless otherwise stated)

| | Notes | As at 31 March 2019 | As at 31 March 2018 |
|--|-------|------------------------|------------------------|
| ASSETS | | | |
| Current assets | | | |
| Inventories | 4 | 118,262,393 | 118,262,393 |
| Financial assets | | | |
| Cash and cash equivalents | 5 | 15,031 | 17,549 |
| Total Assets | | 118,277,424 | 118,279,942 |
| EQUITY AND LIABILITIES | | | |
| Equity | | | |
| Equity share capital | 6 | 100,000 | 100,000 |
| Other equity | 7 | (282,221) | (270,604) |
| Total equity | | (182,221) | (170,604) |
| LIABILITIES | | | |
| Current liabilities | | | |
| Financial liabilities | | | |
| Trade payables | 8 | - | - |
| -total outstanding dues of micro and small enterprises | | 5,900 | 5,310 |
| -total outstanding dues other than micro and small enterprises | | | |
| Other current liabilities | 9 | 118,453,745 | 118,445,236 |
| Total liabilities | | 118,459,645 | 118,450,546 |
| Total Equity and Liabilities | | 118,277,424 | 118,279,942 |

Summary of significant accounting policies

3

The accompanying notes are an integral part of the financial statements.

As per our report of even date

For MNV & CO.
Firm registration No.: 023682N
Chartered Accountants

Vijayant Suri
Partner
Membership No.: 505887

Place : New Delhi
Date : 13 May 2019

For and on behalf of the Board of Directors of
YETI PROPERTIES PRIVATE LIMITED

Ajit Madathil Pavithran
Director
DIN-07176243

Firoz Ahmed Khan
Director
DIN-07158432

YETI PROPERTIES PRIVATE LIMITED
STATEMENT OF PROFIT AND LOSS FOR THE YEAR ENDED 31 MARCH 2019
(Amount in rupees, unless otherwise stated)

| Particulars | Notes | 31 March 2019 | 31 March 2018 |
|--|-------|-----------------|----------------|
| Revenue | | - | - |
| Total Income | | - | - |
| EXPENSES | | | |
| Finance costs | 10 | 118 | 1,487 |
| Other expenses | 11 | 11,499 | 6,985 |
| Total Expenses | | 11,617 | 8,472 |
| (Loss) before tax from continuing operations | | (11,617) | (8,472) |
| Tax expense: | | | |
| Current tax | | - | - |
| (Loss) for the year from continuing operations | | (11,617) | (8,472) |
| Other comprehensive income | | - | - |
| Total other comprehensive income for the year, net of tax | | - | - |
| Total comprehensive (loss) for the year, net of tax | | (11,617) | (8,472) |
| Earnings per equity share: | 12 | | |
| (1) Basic | | (1.16) | (0.85) |
| (2) Diluted | | (1.16) | (0.85) |

Summary of significant accounting policies

3

The accompanying notes are an integral part of the financial statements.

As per our report of even date

For MNV & CO.
Firm registration No.: 023682N
Chartered Accountants

Vikram Shri
Partner
Membership No.: 505887



For and on behalf of the Board of Directors of
YETI PROPERTIES PRIVATE LIMITED


Ajit Madathil Pavithran
Director
DIN-07176243


Firoz Ahmed Khan
Director
DIN-07158432

Place : New Delhi
Date : 13 May 2019

YOGIRAJ PROMOTERS PRIVATE LIMITED
BALANCE SHEET AS AT 31 MARCH 2019
(Amount in Rupees, unless otherwise stated)

| | Notes | As at 31 March 2019 | As at 31 March 2018 |
|-------------------------------------|-------|-----------------------------|-----------------------------|
| ASSETS | | | |
| Non-current assets | | | |
| Property, plant and equipment | 4 | - | - |
| Capital work-in-progress | 5 | 3,400,755,680 | 3,400,755,680 |
| | | <u>3,400,755,680</u> | <u>3,400,755,680</u> |
| Current assets | | | |
| Financial assets | | | |
| Cash and cash equivalents | 6 | 17,447 | 20,300 |
| | | <u>17,447</u> | <u>20,300</u> |
| Total Assets | | <u>3,400,773,127</u> | <u>3,400,775,980</u> |
| EQUITY AND LIABILITIES | | | |
| Equity | | | |
| Equity share capital | 7 | 100,000 | 100,000 |
| Other equity | 8 | (202,775,201) | (200,939,190) |
| Total equity | | <u>(202,675,201)</u> | <u>(200,839,190)</u> |
| LIABILITIES | | | |
| Current liabilities | | | |
| Financial liabilities | | | |
| Borrowings | | - | - |
| Trade payables | 9 | 1,402,944 | 2,395,736 |
| Other financial liabilities | 10 | 500,000 | 500,000 |
| Other current liabilities | 11 | 3,601,545,384 | 3,598,719,434 |
| Total liabilities | | <u>3,603,448,328</u> | <u>3,601,615,170</u> |
| Total Equity and Liabilities | | <u>3,400,773,127</u> | <u>3,400,775,980</u> |

Summary of significant accounting policies 3

The accompanying notes are an integral part of the financial statements.

As per our report of even date

For Rajeev & Ajay
Firm registration No : 009977N
Chartered Accountants

Ajay Sachdeva
Partner
Membership No. : 084302

Place : New Delhi
Date : 13 May 2019



For and on behalf of the Board of Directors of
YOGIRAJ PROMOTERS PRIVATE LIMITED

Korada Bhavaniprasad
Director
DIN-08129240

Sudhanshu Varma
Director
DIN-08291481

YOGIRAJ PROMOTERS PRIVATE LIMITED
STATEMENT OF PROFIT AND LOSS FOR THE YEAR ENDED 31 MARCH 2019
(Amount in Rupees, unless otherwise stated)

| Particulars | Notes | 31 March 2019 | 31 March 2018 |
|--|-------|--------------------|--------------------|
| Revenue | | - | - |
| Total Income (I) | | - | - |
| EXPENSES | | | |
| Finance costs | 12 | - | 89 |
| Other expenses | 13 | 1,836,011 | 1,672,659 |
| Total Expenses (II) | | 1,836,011 | 1,672,748 |
| Profit/(Loss) before tax from continuing operations (I-II) | | (1,836,011) | (1,672,748) |
| Tax expense: | | | |
| Current Tax | | - | - |
| Profit/(Loss) for the year from continuing operations | | (1,836,011) | (1,672,748) |
| Other Comprehensive Income | | - | - |
| Total other comprehensive income for the year, net of tax | | - | - |
| Total comprehensive income/(loss) for the year, net of tax | | (1,836,011) | (1,672,748) |
| Earnings per equity share (computed on the basis of profit/(loss) for the year): | 14 | | |
| (1) Basic | | (183.60) | (167.27) |
| (2) Diluted | | (183.60) | (167.27) |

Summary of significant accounting policies

3

The accompanying notes are an integral part of the financial statements.

As per our report of even date

For Rajeev & Ajay
Firm registration No : 009977N
Chartered Accountants

Ajay Sachdeva
Partner
Membership No. : 084302



For and on behalf of the Board of Directors of
YOGIRAJ PROMOTERS PRIVATE LIMITED

Korada Bhavaniprasad
Director
DIN-08129240

Sudhanshu Varma
Director
DIN-08291481

Place : New Delhi
Date : 13 May 2019

YUKTI PROJECTS PRIVATE LIMITED
BALANCE SHEET AS AT 31 MARCH 2019
(Amount in Rupees, unless otherwise stated)

| | Notes | As at 31 March 2019 | As at 31 March 2018 |
|--|-------|------------------------|------------------------|
| ASSETS | | | |
| Current assets | | | |
| Inventories | 4 | 216,323,841 | 242,700,797 |
| Financial assets | | | |
| Cash and cash equivalents | 5 | 14,572 | 18,506 |
| Other financial assets | 6 | 3,233,546 | 3,233,546 |
| Other current assets | 7 | - | - |
| Total Assets | | 219,571,959 | 245,952,849 |
| EQUITY AND LIABILITIES | | | |
| Equity | | | |
| Equity share capital | 8 | 100,000 | 100,000 |
| Other equity | 9 | (55,908,914) | (55,897,714) |
| Total equity | | (55,808,914) | (55,797,714) |
| LIABILITIES | | | |
| Current liabilities | | | |
| Financial liabilities | | | |
| Trade payables | 10 | 5,900 | 5,310 |
| Other current liabilities | 11 | 275,374,973 | 301,745,253 |
| Total liabilities | | 275,380,873 | 301,750,563 |
| Total Equity and Liabilities | | 219,571,959 | 245,952,849 |
| Summary of significant accounting policies | 3 | | |

The accompanying notes are an integral part of the financial statements.

As per our report of even date

For MNV & CO.

Firm Reg. No.: 022682M

Chartered Accountants

Vikram Suri

Partner

Membership No.: 305887

Place : New Delhi

Date : May 13, 2019

For and on behalf of the Board of Directors of
YUKTI PROJECTS PRIVATE LIMITED

Smruti Narayan Pradhan

Director

DIN- 08367736

Shishir Lal

Director

DIN-02210170

YUKTI PROJECTS PRIVATE LIMITED
STATEMENT OF PROFIT AND LOSS FOR THE YEAR ENDED 31 MARCH 2019
(Amount in Rupees, unless otherwise stated)

| Particulars | Notes | 31 March 2019 | 31 March 2018 |
|---|-------|---------------|---------------|
| Other income | | - | - |
| Total Income | | - | - |
| EXPENSES | | | |
| Finance costs | 12 | 118 | 89 |
| Other expenses | 13 | 11,082 | 289,087 |
| Total Expenses | | 11,200 | 289,176 |
| Profit/(Loss) before tax | | (11,200) | (289,176) |
| Tax expense: | | | |
| Current tax | | - | - |
| Profit/(Loss) for the year | | (11,200) | (289,176) |
| Other comprehensive income | | - | - |
| Total other comprehensive income for the year, net of tax | | - | - |
| Total comprehensive income/(loss) for the year, net of tax | | (11,200) | (289,176) |
| Earnings per equity share: | 14 | | |
| (1) Basic | | (1.12) | (28.92) |
| (2) Diluted | | (1.12) | (28.92) |

Summary of significant accounting policies 3

The accompanying notes are an integral part of the financial statements.

As per our report of even date

For MNV & CO.
Firm Reg. No.: 023682M
Chartered Accountants

Vikram Suri
Partner
Membership No.: 505887



For and on behalf of the Board of Directors of
YUKTI PROJECTS PRIVATE LIMITED


Smruti Narayan Pradhan
Director
DIN- 08367736


Shishir Lal
Director
DIN-02210170

Place : New Delhi
Date : May 13, 2019

ZING PROPERTIES PRIVATE LIMITED
BALANCE SHEET AS AT 31 MARCH 2019
(Amount in Rupees, unless otherwise stated)

| | Notes | As at 31 March 2019 | As at 31 March 2018 |
|--|-------|------------------------|------------------------|
| ASSETS | | | |
| Current assets | | | |
| Inventories | 4 | 52,352,098 | 52,352,098 |
| Financial assets | | | |
| Cash and cash equivalents | 5 | 20,355 | 18,443 |
| Total Assets | | 52,372,453 | 52,370,541 |
| EQUITY AND LIABILITIES | | | |
| Equity | | | |
| Equity share capital | 6 | 100,000 | 100,000 |
| Other equity | 7 | (280,195) | (271,620) |
| Total equity | | (180,195) | (171,620) |
| LIABILITIES | | | |
| Current liabilities | | | |
| Financial liabilities | | | |
| Trade payables | 8 | - | - |
| -total outstanding dues of micro and small enterprises | | 11,301 | 5,310 |
| -total outstanding dues other than micro and small enterprises | | 52,541,347 | 52,536,851 |
| Other current liabilities | 9 | 52,552,648 | 52,542,161 |
| Total liabilities | | 52,372,453 | 52,370,541 |
| Total Equity and Liabilities | | 52,372,453 | 52,370,541 |

Summary of significant accounting policies

3

The accompanying notes are an integral part of the financial statements.

As per our report of even date

For Rajeev & Ajay
Firm registration No : 009977N
Chartered Accountants

Ajay Sachdeva
Partner
Membership No : 084302



For and on behalf of the Board of Directors of
ZING PROPERTIES PRIVATE LIMITED

Korada Bhavaniprasad
Director
DIN-08129240

Jain Vilas Verma
Director
DIN-07560019

Place : New Delhi
Date : 13 May 2019

ZING PROPERTIES PRIVATE LIMITED
STATEMENT OF PROFIT AND LOSS FOR THE YEAR ENDED 31 MARCH 2019
(Amount in Rupees, unless otherwise stated)

| Particulars | Notes | 31 March 2019 | 31 March 2018 |
|--|-------|----------------|----------------|
| Revenue | | - | - |
| Total Income (I) | | - | - |
| EXPENSES | | | |
| Finance costs | 10 | 89 | 89 |
| Other expenses | 11 | 8,486 | 7,920 |
| Total Expenses (II) | | 8,575 | 8,009 |
| Profit/(Loss) before tax from continuing operations (I-II) | | (8,575) | (8,009) |
| Tax expense: | | | |
| Current Tax | | - | - |
| Profit/(Loss) for the year from continuing operations | | (8,575) | (8,009) |
| Other Comprehensive Income | | - | - |
| Total other comprehensive income for the year, net of tax | | - | - |
| Total comprehensive income/(loss) for the year, net of tax | | (8,575) | (8,009) |
| Earnings per equity share (computed on the basis of profit/(loss) for the year): | 12 | | |
| (1) Basic | | (0.86) | (0.80) |
| (2) Diluted | | (0.86) | (0.80) |

Summary of significant accounting policies

3

The accompanying notes are an integral part of the financial statements.

As per our report of even date

For Rajeev & Ajay
Firm registration No : 00997771
Chartered Accountants

Ajay Sachdeva
Partner
Membership No. : 084302



For and on behalf of the Board of Directors of
ZING PROPERTIES PRIVATE LIMITED

Korada Bhavaniprasad
Director
DIN-08129240

Jalraj Vikas Verma
Director
DIN-07560019

Place : New Delhi
Date : 13 May 2019

ZITHER BUILDWELL PRIVATE LIMITED
BALANCE SHEET AS AT 31 MARCH 2019
(Amount in Rupees, unless otherwise stated)

| | Notes | As at 31 March 2019 | As at 31 March 2018 |
|--|-------|------------------------|------------------------|
| ASSETS | | | |
| Current assets | | | |
| Inventories | 4 | 79,097,064 | 79,097,064 |
| Financial assets | | | |
| Cash and cash equivalents | 5 | 25,534 | 17,440 |
| Other financial assets | 6 | 25,902,622 | 89,516,794 |
| Other current assets | 7 | 7,215,803 | - |
| | | 112,241,023 | 168,631,298 |
| Total Assets | | 112,241,023 | 168,631,298 |
| EQUITY AND LIABILITIES | | | |
| Equity | | | |
| Equity share capital | 8 | 200,000 | 200,000 |
| Other equity | 9 | 97,746,807 | 97,810,311 |
| Total equity | | 97,946,807 | 98,010,311 |
| LIABILITIES | | | |
| Current liabilities | | | |
| Financial liabilities | | | |
| Trade payables | 10 | - | - |
| -total outstanding dues of micro and small enterprises | | 11,300 | 5,310 |
| -total outstanding dues other than micro and small enterprises | | 14,282,916 | 70,615,677 |
| Other current liabilities | 11 | 14,294,216 | 70,620,987 |
| Total liabilities | | 112,241,023 | 168,631,298 |
| Total Equity and Liabilities | | 112,241,023 | 168,631,298 |

Summary of significant accounting policies 3

The accompanying notes are an integral part of the financial statements.

As per our report of even date

For Rajeev & Ajay

Firm registration No : 009977N

Chartered Accountants

Ajay Sachdeva

Partner

Membership No. : 084302



For and on behalf of the Board of Directors of
ZITHER BUILDWELL PRIVATE LIMITED

Korada Bhavaniprasad

Director

DIN-08129240

6

Jairaj Vikas Verma

Director

DIN-07560019

Place : New Delhi

Date : 13 May 2019

ZITHER BUILDWELL PRIVATE LIMITED
STATEMENT OF PROFIT AND LOSS FOR THE YEAR ENDED 31 MARCH 2019
(Amount in Rupees, unless otherwise stated)

| Particulars | Notes | 31 March 2019 | 31 March 2018 |
|--|-------|-------------------|----------------|
| Other Income | 12 | 72,158,038 | - |
| Total Income (I) | | 72,158,038 | - |
| EXPENSES | | | |
| Finance costs | 13 | 18 | 1,487 |
| Other expenses | 14 | 72,221,524 | 7,296 |
| Total Expenses (II) | | 72,221,542 | 8,783 |
| Profit/(Loss) before tax from continuing operations (I-II) | | (63,504) | (8,783) |
| Tax expense: | | | |
| Current Tax | | - | - |
| Profit/(Loss) for the year from continuing operations | | (63,504) | (8,783) |
| Other Comprehensive Income | | - | - |
| Total other comprehensive income for the year, net of tax | | - | - |
| Total comprehensive income/(loss) for the year, net of tax | | (63,504) | (8,783) |
| Earnings per equity share (computed on the basis of profit/(loss) for the year): | 15 | | |
| (1) Basic | | (3.18) | (0.44) |
| (2) Diluted | | (3.18) | (0.44) |

Summary of significant accounting policies

3

The accompanying notes are an integral part of the financial statements.

As per our report of even date

For Rajeev & Ajay
Firm registration No : 009977N
Chartered Accountants

Ajay Sachdeva
Partner
Membership No. : 084302



For and on behalf of the Board of Directors of
ZITHER BUILDWELL PRIVATE LIMITED

Korada Bhavaniprasad
Director
DIN-08129240

Jairaj Vikas Verma
Director
DIN-07560019

Place : New Delhi
Date : 13 May 2019

ZONEX DEVELOPERS PRIVATE LIMITED
BALANCE SHEET AS AT 31 MARCH 2019
(Amount in Rupees, unless otherwise stated)

| | Notes | As at 31 March 2019 | As at 31 March 2018 |
|--|-------|------------------------|------------------------|
| ASSETS | | | |
| Current assets | | | |
| Inventories | 4 | 115,383,700 | 115,383,700 |
| Financial assets | | | |
| Cash and cash equivalents | 5 | 14,646 | 18,580 |
| Other financial assets | 6 | 87,058,885 | 87,058,885 |
| Total Assets | | 202,457,231 | 202,461,165 |
| EQUITY AND LIABILITIES | | | |
| Equity | | | |
| Equity share capital | 7 | 100,000 | 100,000 |
| Other equity | 8 | (464,008) | (454,676) |
| Total equity | | (364,008) | (354,676) |
| LIABILITIES | | | |
| Current liabilities | | | |
| Financial liabilities | | | |
| Trade payables | 9 | - | - |
| -total outstanding dues of micro and small enterprises | | - | - |
| -total outstanding dues other than micro and small enterprises | | 5,900 | 5,310 |
| Other current liabilities | 10 | 202,815,339 | 202,810,531 |
| Total liabilities | | 202,821,239 | 202,815,841 |
| Total Equity and Liabilities | | 202,457,231 | 202,461,165 |

Summary of significant accounting policies

3

The accompanying notes are an integral part of the financial statements.

As per our report of even date

For MNV & CO.
Firm Reg. No.: 023442N
Chartered Accountants

Vikrant Suri
Partner
Membership No.: 505887

Place : New Delhi
Date : 13 May 2019

For and on behalf of the Board of Directors of
ZONEX DEVELOPERS PRIVATE LIMITED

Ajit Madathil Pavithran
Director
DIN- 07176243

Vinod Balhara
Director
DIN-08129149

ZONEX DEVELOPERS PRIVATE LIMITED
STATEMENT OF PROFIT AND LOSS FOR THE YEAR ENDED 31 MARCH 2019
(Amount in Rupees, unless otherwise stated)

| Particulars | Notes | 31 March 2019 | 31 March 2018 |
|---|-------|----------------|----------------|
| Other Income | | - | - |
| Total Income | | - | - |
| EXPENSES | | | |
| Finance costs | 11 | 118 | 89 |
| Other expenses | 12 | 9,214 | 7,922 |
| Total Expense | | 9,332 | 8,011 |
| Profit/(Loss) before tax | | (9,332) | (8,011) |
| Tax expense: | | | |
| Current tax | | - | - |
| Profit/(Loss) for the year | | (9,332) | (8,011) |
| Other comprehensive income | | - | - |
| Total other comprehensive income for the year, net of tax | | - | - |
| Total comprehensive income/(loss) for the year, net of tax | | (9,332) | (8,011) |
| Earnings per equity share: | 13 | | |
| (1) Basic | | (0.93) | (0.80) |
| (2) Diluted | | (0.93) | (0.80) |

Summary of significant accounting policies

3

The accompanying notes are an integral part of the financial statements.

As per our report of even date

For MNV & CO.
Firm Reg. No.: 0270821
Chartered Accountants

Vikrant Suri
Partner
Membership No. 505887



For and on behalf of the Board of Directors of
ZONEX DEVELOPERS PRIVATE LIMITED

Ajit Madathil Pavithran
Director
DIN- 06383432

Vinod Balhara
Director
DIN-08129149

Place : New Delhi
Date : 13 May 2019

ZONEX DEVELOPERS PRIVATE LIMITED
BALANCE SHEET AS AT 31 MARCH 2019
(Amount in Rupees, unless otherwise stated)

ASSETS

Current assets

| | |
|---------------------------|--|
| Inventories | |
| Financial assets | |
| Cash and cash equivalents | |
| Other financial assets | |

Total Assets

EQUITY AND LIABILITIES

Equity

| | |
|----------------------|--|
| Equity share capital | |
| Other equity | |
| Total equity | |

LIABILITIES

Current liabilities

| | |
|--|--|
| Financial liabilities | |
| Trade payables | |
| -total outstanding dues of micro and small enterprises | |
| -total outstanding dues other than micro and small enterprises | |

| | |
|---------------------------|--|
| Other current liabilities | |
| Total liabilities | |

Total Equity and Liabilities

Summary of significant accounting policies

The accompanying notes are an integral part of the financial statements.

As per our report of even date

For MNV & CO.

Firm Reg. No. 123683N
Chartered Accountants

Vikram Suri
Partner

Membership No.: 505487



Place : New Delhi
Date : 13 May 2019

| Notes | As at 31 March 2019 | As at 31 March 2018 |
|-------|------------------------|------------------------|
| 4 | 115,383,700 | 115,383,700 |
| 5 | 14,646 | 18,580 |
| 6 | 87,058,885 | 87,058,885 |
| | 202,457,231 | 202,461,165 |
| 7 | 100,000 | 100,000 |
| 8 | (464,008) | (454,676) |
| | (364,008) | (354,676) |
| 9 | - | - |
| | 5,900 | 5,310 |
| 10 | 202,815,339 | 202,810,531 |
| | 202,821,239 | 202,815,841 |
| | 202,457,231 | 202,461,165 |

3

For and on behalf of the Board of Directors of
ZONEX DEVELOPERS PRIVATE LIMITED

Ajit Madathil Pavithran
Director
DIN- 07176243

Vinod Balhara
Director
DIN-08129149

ZONEX DEVELOPERS PRIVATE LIMITED
STATEMENT OF PROFIT AND LOSS FOR THE YEAR ENDED 31 MARCH 2019
(Amount in Rupees, unless otherwise stated)

| Particulars | Notes | 31 March 2019 | 31 March 2018 |
|---|-------|----------------|----------------|
| Other Income | | - | - |
| Total Income | | - | - |
| EXPENSES | | | |
| Finance costs | 11 | 118 | 89 |
| Other expenses | 12 | 9,214 | 7,922 |
| Total Expense | | 9,332 | 8,011 |
| Profit/(Loss) before tax | | (9,332) | (8,011) |
| Tax expense: | | | |
| Current tax | | - | - |
| Profit/(Loss) for the year | | (9,332) | (8,011) |
| Other comprehensive income | | - | - |
| Total other comprehensive income for the year, net of tax | | - | - |
| Total comprehensive income/(loss) for the year, net of tax | | (9,332) | (8,011) |
| Earnings per equity share: | 13 | | |
| (1) Basic | | (0.93) | (0.80) |
| (2) Diluted | | (0.93) | (0.80) |

Summary of significant accounting policies

3

The accompanying notes are an integral part of the financial statements.

As per our report of even date

For MNV & CO.
Firm Reg. No.: 0226823
Chartered Accountants
Vikram Suri
Partner
Membership No.: 505887



For and on behalf of the Board of Directors of
ZONEX DEVELOPERS PRIVATE LIMITED

Ajit Madathil Pavithran
Director
DIN-06583432

Vinod Balhara
Director
DIN-08129149

Place : New Delhi
Date : 13 May 2019

ZULU PROPERTIES PRIVATE LIMITED
BALANCE SHEET AS AT 31 MARCH 2019
(Amount in Rupees, unless otherwise stated)

| | Notes | As at 31 March 2019 | As at 31 March 2018 |
|--|-------|------------------------|------------------------|
| ASSETS | | | |
| Current assets | | | |
| Inventories | 4 | 5,919,000 | 5,919,000 |
| Financial assets | | | |
| Cash and cash equivalents | 5 | 20,336 | 18,425 |
| Total Assets | | 5,939,336 | 5,937,425 |
| EQUITY AND LIABILITIES | | | |
| Equity | | | |
| Equity share capital | 6 | 100,000 | 100,000 |
| Other equity | 7 | (1,388,276) | (1,380,013) |
| Total equity | | (1,288,276) | (1,280,013) |
| LIABILITIES | | | |
| Current liabilities | | | |
| Financial liabilities | | | |
| Trade payables | 8 | - | - |
| -total outstanding dues of micro and small enterprises | | 11,301 | 5,311 |
| -total outstanding dues other than micro and small enterprises | 9 | 7,216,311 | 7,212,127 |
| Other current liabilities | | 7,227,612 | 7,217,438 |
| Total liabilities | | 5,939,336 | 5,937,425 |
| Total Equity and Liabilities | | 5,939,336 | 5,937,425 |

Summary of significant accounting policies

3

The accompanying notes are an integral part of the financial statements.

As per our report of even date

For Rajeev & Ajay
Firm registration No : 009977N
Chartered Accountants

Ajay Sachdeva
Partner
Membership No. : 084302



For and on behalf of the Board of Directors of
ZULU PROPERTIES PRIVATE LIMITED

(Signature)

Narendra Vashisht
Director
DIN-06713906

(Signature)

Rohit Rampal
Director
DIN-08129550

Place : New Delhi
Date : 13 May 2019

ZULU PROPERTIES PRIVATE LIMITED
STATEMENT OF PROFIT AND LOSS FOR THE YEAR ENDED 31 MARCH 2019
(Amount in Rupees, unless otherwise stated)

| Particulars | Notes | 31 March 2019 | 31 March 2018 |
|--|-------|----------------|----------------|
| Revenue | | - | - |
| Total Income (I) | | - | - |
| EXPENSES | | | |
| Finance costs | 10 | 89 | 89 |
| Other expenses | 11 | 8,174 | 8,230 |
| Total Expenses (II) | | 8,263 | 8,319 |
| Profit/(Loss) before tax from continuing operations (I-II) | | (8,263) | (8,319) |
| Tax expense: | | | |
| Current Tax | | - | - |
| Profit/(Loss) for the year from continuing operations | | (8,263) | (8,319) |
| Other Comprehensive Income | | - | - |
| Total other comprehensive income for the year, net of tax | | - | - |
| Total comprehensive income/(loss) for the year, net of tax | | (8,263) | (8,319) |
| Earnings per equity share (computed on the basis of profit/(loss) for the year): | 12 | | |
| (1) Basic | | (0.83) | (0.83) |
| (2) Diluted | | (0.83) | (0.83) |

Summary of significant accounting policies

3

The accompanying notes are an integral part of the financial statements.

As per our report of even date

For Rajeev & Ajay
Firm registration No : 009977N
Chartered Accountants

Ajay Sachdeva
Partner
Membership No. : 084302



For and on behalf of the Board of Directors of
ZULU PROPERTIES PRIVATE LIMITED

(Signature)

Narendra Vashisht
Director
DIN-06713906

(Signature)

Rohit Rampal
Director
DIN-08129550

Place : New Delhi
Date : 13 May 2019