

GALLERY PROPBUILD PRIVATE LIMITED
BALANCE SHEET AS AT 31 MARCH 2021
(Amount in Rupees, unless otherwise stated)


| | Notes | As at 31 March 2021 | As at 31 March 2020 |
|--|-------|------------------------|------------------------|
| ASSETS | | | |
| Current assets | | | |
| Inventories | 4 | 9,185,629 | 6,914,640 |
| Financial assets | | | |
| Cash and cash equivalents | 5 | 24,895 | 30,280 |
| Other financial assets | 6 | 310,297 | 310,297 |
| Total Assets | | 9,520,821 | 7,255,217 |
| EQUITY AND LIABILITIES | | | |
| Equity | | | |
| Equity share capital | 7 | 100,000 | 100,000 |
| Other equity | 8 | (545,075) | (534,919) |
| Total equity | | (445,075) | (434,919) |
| LIABILITIES | | | |
| Current liabilities | | | |
| Financial liabilities | | | |
| Trade payables | 9 | - | - |
| -total outstanding dues of micro and small enterprises | | | |
| -total outstanding dues other than micro and small | | 5,900 | 5,900 |
| Other current liabilities | 10 | 9,959,996 | 7,684,236 |
| Total liabilities | | 9,965,896 | 7,690,136 |
| Total Equity and Liabilities | | 9,520,821 | 7,255,217 |
| Summary of significant accounting policies | 3 | | |

The accompanying notes are an integral part of the financial statements.

As per our report of even date

For Rajeev & Ajay
Firm registration No : 009977N
Chartered Accountants

Rajeev Sabharwal
Partner
Membership No. : 084833



For and on behalf of the Board of Directors of
GALLERY PROPBUILD PRIVATE LIMITED

Akshat Maheshwari
Director
DIN-07504909

Suman Jain
Director
DIN-08385675

Place : New Delhi
Date : 19 May 2021

GALLERY PROPBUILD PRIVATE LIMITED
STATEMENT OF PROFIT AND LOSS FOR THE YEAR ENDED 31 MARCH 2021
(Amount in Rupees, unless otherwise stated)

| Particulars | Notes | 31 March 2021 | 31 March 2020 |
|--|-------|-----------------|----------------|
| Revenue | | - | - |
| Total Income (I) | | - | - |
| EXPENSES | | | |
| Finance costs | 11 | 649 | 649 |
| Other expenses | 12 | 9,507 | 8,498 |
| Total Expenses (II) | | 10,156 | 9,147 |
| Profit/(Loss) before tax from continuing operations (I-II) | | (10,156) | (9,147) |
| Tax expense: | | | |
| Current Tax | | - | - |
| Profit/(Loss) for the year from continuing operations | | (10,156) | (9,147) |
| Other Comprehensive Income | | - | - |
| Total other comprehensive income for the year, net of tax | | - | - |
| Total comprehensive income/(loss) for the year, net of tax | | (10,156) | (9,147) |
| Earnings per equity share (computed on the basis of profit/(loss) for the year): | 13 | | |
| (1) Basic | | (1.02) | (0.91) |
| (2) Diluted | | (1.02) | (0.91) |

3


Summary of significant accounting policies

The accompanying notes are an integral part of the financial statements.

As per our report of even date

For Rajeev & Ajay
Firm registration No : 009977N
Chartered Accountants

Rajeev Sabharwal
Partner
Membership No. : 084833



For and on behalf of the Board of Directors of
GALLERY PROPBUILD PRIVATE LIMITED

Akshat Maheshwari
Director
DIN-07504909

Suman Jain
Director
DIN-08385675

Place : New Delhi
Date : 19 May 2021

GALLIUM PROPBUILD PRIVATE LIMITED
BALANCE SHEET AS AT 31 MARCH 2021
(Amount in rupees, unless otherwise stated)

| | Notes | As at 31 March 2021 | As at 31 March 2020 |
|--|-------|------------------------|------------------------|
| ASSETS | | | |
| Current assets | | | |
| Inventories | 4 | 14,384,867 | 14,384,867 |
| Financial assets | | | |
| Cash and cash equivalents | 5 | 78,793 | 24,757 |
| Other financial assets | 6 | 1,619,191 | 1,619,191 |
| Other current assets | 7 | - | 312,718 |
| Total assets | | 16,082,851 | 16,341,533 |
| EQUITY AND LIABILITIES | | | |
| Equity | | | |
| Equity share capital | 8 | 100,000 | 100,000 |
| Other equity | 9 | (258,134) | (266,093) |
| Total equity | | (158,134) | (166,093) |
| LIABILITIES | | | |
| Current liabilities | | | |
| Financial liabilities | | | |
| Trade payables | 10 | - | - |
| -total outstanding dues of micro and small enterprises | | - | - |
| -total outstanding dues other than micro and small | | 5,900 | 5,900 |
| Other current liabilities | 11 | 16,225,308 | 16,501,726 |
| Provisions | 12 | 9,777 | - |
| Total liabilities | | 16,240,985 | 16,507,626 |
| Total equity and liabilities | | 16,082,851 | 16,341,533 |
| Summary of significant accounting policies | 3 | | |

The accompanying notes are an integral part of the financial statements.

As per our report of even date

For Rajeev & Ajay
Firm registration No : 009977N
Chartered Accountants

Rajeev Sabharwal
Partner
Membership No. : 084833

Place : New Delhi
Date : 19 May 2021

For and on behalf of the Board of Directors of
GALLIUM PROPBUILD PRIVATE LIMITED

Narendra Vashisht
Director
DIN-06713906

Rahul Bindle
Director
DIN-02128650

GALLIUM PROPBUILD PRIVATE LIMITED
STATEMENT OF PROFIT AND LOSS FOR THE YEAR ENDED 31 MARCH 2021
(Amount in rupees, unless otherwise stated)

| Particulars | Notes | 31 March 2021 | 31 March 2020 |
|---|-------|---------------|---------------|
| Revenue From Operations | 13 | - | 37,500 |
| Other income | 14 | 20,792 | - |
| Total Income (I) | | 20,792 | 37,500 |
| EXPENSES | | | |
| Finance costs | 15 | 649 | 649 |
| Other expenses | 16 | 9,507 | 8,801 |
| Total Expenses (II) | | 10,156 | 9,450 |
| Profit/(Loss) before tax from continuing operations (I-II) | | 10,636 | 28,050 |
| Tax expense: | | | |
| Current tax | | 2,677 | 7,100 |
| Profit/(Loss) for the year from continuing operations | | 7,959 | 20,950 |
| Other comprehensive income | | - | - |
| Total other comprehensive income for the year, net of tax | | - | - |
| Total comprehensive income/(loss) for the year, net of tax | | 7,959 | 20,950 |
| Earnings per equity share: | 17 | | |
| (1) Basic | | 0.80 | 2.10 |
| (2) Diluted | | 0.80 | 2.10 |

Summary of significant accounting policies 3

The accompanying notes are an integral part of the financial statements.

As per our report of even date

For **Rajeev & Ajay**
Firm registration No : 009917N
Chartered Accountants

Rajeev Sabharwal
Partner
Membership No. : 084833

For and on behalf of the Board of Directors of
GALLIUM PROPBUILD PRIVATE LIMITED

Narendra Vashisht
Director
DIN-06713906

Rahul Bindle
Director
DIN-02128650

Place : New Delhi
Date : 19 May 2021

GAMBIT PROPBUILD PRIVATE LIMITED
BALANCE SHEET AS AT 31 MARCH 2021
(Amount in rupees, unless otherwise stated)

| | Notes | As at 31 March 2021 | As at 31 March 2020 |
|--|-------|------------------------|------------------------|
| ASSETS | | | |
| Current assets | | | |
| Inventories | 4 | 22,556,452 | 22,487,926 |
| Financial assets | | | |
| Cash and cash equivalents | 5 | 23,845 | 24,799 |
| Other financial assets | 6 | 352,797 | 352,797 |
| Total Assets | | 22,933,094 | 22,865,522 |
| EQUITY AND LIABILITIES | | | |
| Equity | | | |
| Equity share capital | 7 | 100,000 | 100,000 |
| Other equity | 8 | (1,195,987) | (1,179,926) |
| Total equity | | (1,095,987) | (1,079,926) |
| LIABILITIES | | | |
| Current liabilities | | | |
| Financial liabilities | | | |
| Trade payables | 9 | | |
| -total outstanding dues of micro and small enterprises | | 5,525 | - |
| -total outstanding dues other than micro and small | | 5,900 | 5,900 |
| Other current liabilities | 10 | 24,017,656 | 23,939,548 |
| Total liabilities | | 24,029,081 | 23,945,448 |
| Total Equity and Liabilities | | - | 22,865,522 |
| Summary of significant accounting policies | 3 | | |

The accompanying notes are an integral part of the financial statements.


As per our report of even date

For Rajeev & Ajay

Firm registration No : 00997774
Chartered Accountants

Rajeev Sabharwal
Partner

Membership No. : 084833



For and on behalf of the Board of Directors of
GAMBIT PROPBUILD PRIVATE LIMITED

Rangaswamy Harirajan
Director
DIN-06785533

Rohit Mehta
Director
DIN-06961182

Place : New Delhi
Date : 19 May 2021

GAMBIT PROPBUILD PRIVATE LIMITED
STATEMENT OF PROFIT AND LOSS FOR THE YEAR ENDED 31 MARCH 2021
(Amount in rupees, unless otherwise stated)

| Particulars | Notes | 31 March 2021 | 31 March 2020 |
|---|-------|-----------------|----------------|
| Revenue | | - | - |
| Total Income (I) | | - | - |
| EXPENSES | | | |
| Finance costs | 11 | 654 | 649 |
| Other expenses | 12 | 15,407 | 8,333 |
| Total Expenses (II) | | 16,061 | 8,982 |
| Profit/(Loss) before tax from continuing operations (I-II) | | (16,061) | (8,982) |
| Tax expense: | | | |
| Current Tax | | - | - |
| Profit/(Loss) for the year from continuing operations | | (16,061) | (8,982) |
| Other comprehensive income | | - | - |
| Total other comprehensive income for the year, net of tax | | - | - |
| Total comprehensive income/(loss) for the year, net of tax | | (16,061) | (8,982) |
| Earnings per equity share: | 13 | | |
| (1) Basic | | (1.61) | (0.90) |
| (2) Diluted | | (1.61) | (0.90) |
| Summary of significant accounting policies | 3 | | |

The accompanying notes are an integral part of the financial statements.

As per our report of even date

For Rajeev & Ajay


Firm registration No : 009977N

Chartered Accountants' Firm

Rajeev Sabharwal

Partner

Membership No. : 084833



For and on behalf of the Board of Directors of

GAMBIT PROPBUILD PRIVATE LIMITED

Rangaswamy Harirajan

Director

DIN-06785533

Rohit Mehta

Director

DIN-06961182

[Handwritten signature]

Place : New Delhi

Date : 19 May 2021

GAMETE PROPBUILD PRIVATE LIMITED
BALANCE SHEET AS AT 31 MARCH 2021
(Amount in rupees, unless otherwise stated)

| | Notes | As at 31 March 2021 | As at 31 March 2020 |
|--|-------|------------------------|------------------------|
| ASSETS | | | |
| Current assets | | | |
| Inventories | 4 | 73,826,903 | 21,846,517 |
| Financial assets | | | |
| Cash and cash equivalents | 5 | 20,364 | 24,771 |
| Other financial assets | 6 | 34,414 | 34,414 |
| Total Assets | | 73,881,681 | 21,905,702 |
| EQUITY AND LIABILITIES | | | |
| Equity | | | |
| Equity share capital | 7 | 100,000 | 100,000 |
| Other equity | 8 | (311,043) | (298,451) |
| Total equity | | (211,043) | (198,451) |
| LIABILITIES | | | |
| Current liabilities | | | |
| Financial liabilities | | | |
| Trade payables | 9 | - | - |
| -total outstanding dues of micro and small enterprises | | - | - |
| -total outstanding dues other than micro and small enterprises | | 5,900 | 5,900 |
| Other current liabilities | 10 | 74,086,824 | 22,098,253 |
| Total liabilities | | 74,092,724 | 22,104,153 |
| Total Equity and Liabilities | | 73,881,681 | 21,905,702 |

Summary of significant accounting policies


3

The accompanying notes are an integral part of the financial statements.

As per our report of even date

For Rajeev & Ajay
Firm registration No : 009977N
Chartered Accountants

Rajeev Sabharwal
Partner
Membership No. : 084833



For and on behalf of the Board of Directors of
GAMETE PROPBUILD PRIVATE LIMITED

Akshat Maheshwari Rahul Bindle
Director Director
DIN-07504909 DIN-02128650

(Handwritten signature)

Place : New Delhi
Date : 19 May 2021

GAMETE PROPBUILD PRIVATE LIMITED
STATEMENT OF PROFIT AND LOSS FOR THE YEAR ENDED 31 MARCH 2021
(Amount in rupees, unless otherwise stated)


| Particulars | Notes | 31 March 2021 | 31 March 2020 |
|---|-------|-----------------|----------------|
| Revenue | | - | - |
| Total Income (I) | | - | - |
| EXPENSES | | | |
| Finance costs | 11 | 725 | 649 |
| Other expenses | 12 | 11,867 | 9,095 |
| Total Expenses (II) | | 12,592 | 9,744 |
| Profit/(Loss) before tax from continuing operations (I-II) | | (12,592) | (9,744) |
| Tax expense: | | | |
| Current tax | | - | - |
| Profit/(Loss) for the year from continuing operations | | (12,592) | (9,744) |
| Other comprehensive income | | - | - |
| Total other comprehensive income for the year, net of tax | | - | - |
| Total comprehensive income/(loss) for the year, net of tax | | (12,592) | (9,744) |
| Earnings per equity share: | 13 | | |
| (1) Basic | | (1.26) | (0.97) |
| (2) Diluted | | (1.26) | (0.97) |

Summary of significant accounting policies

3


The accompanying notes are an integral part of the financial statements.

As per our report of even date

For Rajeev & Ajay
Firm registration No.: 009977
Chartered Accountants

Rajeev Sabharwal
Partner
Membership No.: 084833

For and on behalf of the Board of Directors of
GAMETE PROPBUILD PRIVATE LIMITED


Akshat Maheshwari
Director
DIN-07504909


Rahul Bindle
Director
DIN-02128650

Place : New Delhi
Date : 19 May 2021

GAMUT PROPBUILD PRIVATE LIMITED
BALANCE SHEET AS AT 31 MARCH 2021
(Amount in rupees, unless otherwise stated)

| | Notes | As at 31 March 2021 | As at 31 March 2020 |
|--|-------|------------------------|------------------------|
| ASSETS | | | |
| Current assets | | | |
| Inventories | 4 | 17,836,193 | 11,300,001 |
| Financial assets | | | |
| Cash and cash equivalents | 5 | 20,483 | 25,290 |
| Other financial assets | 6 | 1,333,143 | 1,209,393 |
| Total Assets | | 19,189,819 | 12,534,684 |
| EQUITY AND LIABILITIES | | | |
| Equity | | | |
| Equity share capital | 7 | 100,000 | 100,000 |
| Other equity | 8 | (302,499) | (289,983) |
| Total equity | | (202,499) | (189,983) |
| LIABILITIES | | | |
| Current liabilities | | | |
| Financial liabilities | | | |
| Trade payables | 9 | | |
| -total outstanding dues of micro and small enterprises | | | |
| -total outstanding dues other than micro and small | | 5,900 | 5,900 |
| Other current liabilities | 10 | 19,386,418 | 12,718,767 |
| Total liabilities | | 19,392,318 | 12,724,667 |
| Total Equity and Liabilities | | 19,189,819 | 12,534,684 |
| Summary of significant accounting policies | 3 | | |


The accompanying notes are an integral part of the financial statements.


As per our report of even date

For Rajeev & Ajay
Firm registration No. : 009917N
Chartered Accountants

Rajeev Sabharwal
Partner
Membership No. : 084833

For and on behalf of the Board of Directors of
GAMUT PROPBUILD PRIVATE LIMITED


Aekta Jain
Director
DIN-06776771


Kul Bhushan
Director
DIN-08129099

Place : New Delhi
Date : 19 May 2021

GAMUT PROPBUILD PRIVATE LIMITED
STATEMENT OF PROFIT AND LOSS FOR THE YEAR ENDED 31 MARCH 2021
(Amount in rupees, unless otherwise stated)

| Particulars | Notes | 31 March 2021 | 31 March 2020 |
|---|-------|-----------------|----------------|
| Other income | 11 | - | 2,274 |
| Total Income (I) | | - | 2,274 |
| EXPENSES | | | |
| Finance costs | 12 | 649 | 667 |
| Other expenses | 13 | 11,867 | 8,489 |
| Total Expenses (II) | | 12,516 | 9,156 |
| Profit/(Loss) before tax from continuing operations (I-II) | | (12,516) | (6,882) |
| Tax expense: | | | |
| Current tax | | - | - |
| Profit/(Loss) for the year from continuing operations | | (12,516) | (6,882) |
| Other comprehensive income | | - | - |
| Total other comprehensive income for the year, net of tax | | - | - |
| Total comprehensive income/(loss) for the year, net of tax | | (12,516) | (6,882) |
| Earnings per equity share: | 14 | | |
| (1) Basic | | (1.25) | (0.69) |
| (2) Diluted | | (1.25) | (0.69) |
| Summary of significant accounting policies | 3 | | |


The accompanying notes are an integral part of the financial statements.

As per our report of even date

For Rajeev & Ajay
Firm registration No. 009977N
Chartered Accountants

Rajeev Sabharwal
Partner
Membership No. : 084833

For and on behalf of the Board of Directors of
GAMUT PROPBUILD PRIVATE LIMITED


Aekta Jain
Director
DIN-06776771


Kul Bhushan
Director
DIN-08129099

Place : New Delhi
Date : 19 May 2021

GARLAND ESTATES PRIVATE LIMITED
BALANCE SHEET AS AT 31 MARCH 2021
(Amount in rupees, unless otherwise stated)

ASSETS

Non-current assets

Financial assets
Investments

| Notes | As at 31 March 2021 | As at 31 March 2020 |
|-------|------------------------|------------------------|
| 4 | 300,000 | 300,000 |
| | 300,000 | 300,000 |

Current assets

Inventories
Financial assets
Cash and cash equivalents
Other financial assets
Other current assets

| | | |
|---|--------------------|--------------------|
| 5 | 205,683,860 | 205,683,860 |
| 6 | 23,324 | 20,764 |
| 7 | 42,527,110 | 42,527,110 |
| 8 | 310,136 | 437,291 |
| | 248,544,430 | 248,669,025 |

Total Assets

248,844,430 248,969,025

EQUITY AND LIABILITIES

Equity

Equity share capital
Other equity
Total equity

| | | |
|----|------------------|------------------|
| 9 | 100,000 | 100,000 |
| 10 | (553,527) | (548,464) |
| | (453,527) | (448,464) |

LIABILITIES

Current liabilities

Financial liabilities
Trade payables
-total outstanding dues of micro and small enterprises
-total outstanding dues other than micro and small enterprises
Other current liabilities
Total liabilities

| | | |
|----|--------------------|--------------------|
| 11 | - | - |
| | 5,900 | 5,900 |
| 12 | 249,292,057 | 249,411,589 |
| | 249,297,957 | 249,417,489 |

Total Equity and Liabilities

248,844,430 248,969,025

Summary of significant accounting policies

3

The accompanying notes are an integral part of the financial statements.

As per our report of even date

For N A V R A T N & C O L L P

Firm Reg. No.: N500107
Chartered Accountants

Nitish Mittal

Nitish Mittal
Partner

Membership No.: 095371



For and on behalf of the Board of Directors of
GARLAND ESTATES PRIVATE LIMITED

Manish Kumar
Manish Kumar
Director
DIN-08376570

P. K. Saini
Pravesh Kumar
Director
DIN-08376738

Place : Gurugram
Date : 19 May 2021

GARLAND ESTATES PRIVATE LIMITED
STATEMENT OF PROFIT AND LOSS FOR THE YEAR ENDED 31 MARCH 2021
(Amount in rupees, unless otherwise stated)

| Particulars | Notes | 31 March 2021 | 31 March 2020 |
|---|-------|----------------|-----------------|
| Other income | 13 | 8,265 | 2,533 |
| Total Income | | 8,265 | 2,533 |
| EXPENSES | | | |
| Finance costs | 14 | 650 | 690 |
| Other expenses | 15 | 12,678 | 12,820 |
| Total Expenses | | 13,328 | 13,510 |
| (Loss) before tax from continuing operations | | (5,063) | (10,977) |
| Tax expense: | | | |
| Current tax | | - | - |
| (Loss) for the year from continuing operations | | (5,063) | (10,977) |
| Other comprehensive income | | - | - |
| Total other comprehensive income for the year, net of tax | | - | - |
| Total comprehensive income/(loss) for the year, net of tax | | (5,063) | (10,977) |
| Earnings per equity share: | 16 | | |
| Basic (Rs.) | | (0.51) | (1.10) |
| Diluted (Rs.) | | (0.51) | (1.10) |

Summary of significant accounting policies

3

The accompanying notes are an integral part of the financial statements.

As per our report of even date


For NAVRATN & CO LLP
Firm Reg. No.: N500107
Chartered Accountants


Nitish Mittal
Partner
Membership No.: 095371



For and on behalf of the Board of Directors of
GARLAND ESTATES PRIVATE LIMITED


Manish Kumar
Director
DIN-08376570


Pravesh Kumar
Director
DIN-08376738

Place : Gurugram
Date : 19 May 2021

GARNET PROPBUILD PRIVATE LIMITED
BALANCE SHEET AS AT 31 MARCH 2021
(Amount in rupees, unless otherwise stated)

| | Notes | As at 31 March 2021 | As at 31 March 2020 |
|--|-------|------------------------|------------------------|
| ASSETS | | | |
| Current assets | | | |
| Inventories | 4 | 4,194,254 | 4,194,254 |
| Financial assets | | | |
| Cash and cash equivalents | 5 | 21,918 | 24,777 |
| Total Assets | | 4,216,172 | 4,219,031 |
| EQUITY AND LIABILITIES | | | |
| Equity | | | |
| Equity share capital | 6 | 100,000 | 100,000 |
| Other equity | 7 | (2,168,401) | (2,158,245) |
| Total equity | | (2,068,401) | (2,058,245) |
| LIABILITIES | | | |
| Current liabilities | | | |
| Financial liabilities | | | |
| Trade payables | | | |
| -total outstanding dues of micro and small enterprises | 8 | - | - |
| -total outstanding dues other than micro and small enterprises | | 5,900 | 5,900 |
| Other current liabilities | 9 | 6,278,673 | 6,271,376 |
| Provisions | 10 | - | - |
| Total liabilities | | 6,284,573 | 6,277,276 |
| Total Equity and Liabilities | | 4,216,172 | 4,219,031 |
| Summary of significant accounting policies | 3 | | |

The accompanying notes are an integral part of the financial statements.

As per our report of even date

For Rajeev & Ajay
Firm registration No : 009977N
Chartered Accountants

Rajeev Sabharwal
Partner
Membership No. : 084833



For and on behalf of the Board of Directors of
GARNET PROPBUILD PRIVATE LIMITED

Aekta Jain
Director
DIN-06776771

Shah Maqbool Alam
Director
DIN-06694170

Place : New Delhi
Date : 19 May 2021

GARNET PROPBUILD PRIVATE LIMITED
STATEMENT OF PROFIT AND LOSS FOR THE YEAR ENDED 31 MARCH 2021
(Amount in rupees, unless otherwise stated)

| Particulars | Notes | 31 March 2021 | 31 March 2020 |
|---|-------|-----------------|----------------|
| Revenue | | - | - |
| Total Income | | - | - |
| EXPENSES | | | |
| Finance costs | 11 | 649 | 649 |
| Other expenses | 12 | 9,507 | 8,489 |
| Total Expenses | | 10,156 | 9,138 |
| Profit/(Loss) before tax from continuing operations | | (10,156) | (9,138) |
| Tax expense: | | | |
| Current tax | | - | - |
| Profit/(Loss) for the year from continuing operations | | (10,156) | (9,138) |
| Other comprehensive income | | - | - |
| Total other comprehensive income for the year, net of tax | | - | - |
| Total comprehensive income/(loss) for the year, net of tax | | (10,156) | (9,138) |
| Earnings per equity share: | 13 | | |
| (1) Basic | | (1.02) | (0.91) |
| (2) Diluted | | (1.02) | (0.91) |
| Summary of significant accounting policies | 3 | | |


The accompanying notes are an integral part of the financial statements.

As per our report of even date

For Rajeev & Ajay

Firm registration No : 0097778
Chartered Accountants

Rajeev Sabharwal
Partner
Membership No. : 084833



For and on behalf of the Board of Directors of
GARNET PROPBUILD PRIVATE LIMITED

Aekta Jain
Director
DIN-06776771

Shah Maqbool Alam
Director
DIN-06694170

Aekta Jain

Shah Maqbool Alam

Place : New Delhi
Date : 19 May 2021

GARUDA PROPERTIES PRIVATE LIMITED
BALANCE SHEET AS AT 31 MARCH 2021
(Amount in rupees, unless otherwise stated)

| | Notes | As at 31 March 2021 | As at 31 March 2020 |
|--|-------|------------------------|------------------------|
| ASSETS | | | |
| Current assets | | | |
| Inventories | 4 | 144,854,608 | 192,715,326 |
| Financial assets | | | |
| Cash and cash equivalents | 5 | 21,527 | 18,386 |
| Total Assets | | 144,876,135 | 192,733,712 |
| EQUITY AND LIABILITIES | | | |
| Equity | | | |
| Equity share capital | 6 | 100,000 | 100,000 |
| Other equity | 7 | (373,022) | (641,696) |
| Total equity | | (273,022) | (541,696) |
| LIABILITIES | | | |
| Current liabilities | | | |
| Financial liabilities | | | |
| Trade payables | 8 | - | - |
| -total outstanding dues of micro and small enterprises | | - | - |
| -total outstanding dues other than micro and small enterprises | | 5,900 | 5,900 |
| Other current liabilities | 9 | 145,143,257 | 193,269,508 |
| Total liabilities | | 145,149,157 | 193,275,408 |
| Total Equity and Liabilities | | 144,876,135 | 192,733,712 |
| Summary of significant accounting policies | 3 | | |

The accompanying notes are an integral part of the financial statements.


As per our report of even date

For NAVRATN & CO LLP
Firm Reg. No.: N500107
Chartered Accountants


Nitish Mittal
Partner
Membership No.: 095371



For and on behalf of the Board of Directors of
GARUDA PROPERTIES PRIVATE LIMITED


Narendra Vashisht
Director
DIN-06713906


Kul Bhushan
Director
DIN-08129099

Place :19 May 2021
Date : Gurugram



GARUDA PROPERTIES PRIVATE LIMITED
STATEMENT OF PROFIT AND LOSS FOR THE YEAR ENDED 31 MARCH 2021
(Amount in rupees, unless otherwise stated)

| Particulars | Notes | 31 March 2021 | 31 March 2020 |
|---|-------|----------------|----------------|
| Revenue | 10 | 281,502 | - |
| Total Income | | 281,502 | - |
| EXPENSES | | | |
| Finance costs | 11 | 649 | 649 |
| Other expenses | 12 | 12,179 | 8,324 |
| Total Expenses | | 12,828 | 8,973 |
| Profit/(loss) before tax from continuing operations | | 268,674 | (8,973) |
| Tax expense: | | | |
| Current tax | | - | - |
| Profit/(loss) for the year from continuing operations | | 268,674 | (8,973) |
| Other comprehensive income | | - | - |
| Total other comprehensive income/(loss) for the year, net of tax | | - | - |
| Total comprehensive income/(loss) for the year, net of tax | | 268,674 | (8,973) |
| Earnings per equity share: | 13 | | |
| (1) Basic | | 26.87 | (0.90) |
| (2) Diluted | | 26.87 | (0.90) |

Summary of significant accounting policies

3

The accompanying notes are an integral part of the financial statements.

As per our report of even date

For N A V R A T N & C O L L P

Firm Reg. No.: N500107

Chartered Accountants


Nishu Mittal
Partner
Membership No.: 095371



For and on behalf of the Board of Directors of
GARUDA PROPERTIES PRIVATE LIMITED



Narendra Vashisht
Director
DIN-06713906



Kul Bhushan
Director
DIN-08129099

Place : 19 May 2021

Date : Gurugram

GATEAU PROPBUILD PRIVATE LIMITED
BALANCE SHEET AS AT 31 MARCH 2021
(Amount in rupees, unless otherwise stated)

| | Notes | As at 31 March 2021 | As at 31 March 2020 |
|--|-------|------------------------|------------------------|
| ASSETS | | | |
| Current assets | | | |
| Inventories | 4 | 7,707,660 | 7,707,660 |
| Financial assets | | | |
| Cash and cash equivalents | 5 | 21,372 | 24,231 |
| Other financial assets | 6 | 2,053,788 | 2,053,788 |
| Total Assets | | 9,782,820 | 9,785,676 |
| EQUITY AND LIABILITIES | | | |
| Equity | | | |
| Equity share capital | 7 | 100,000 | 100,000 |
| Other equity | 8 | (145,554) | (135,398) |
| Total equity | | (45,554) | (35,398) |
| LIABILITIES | | | |
| Current liabilities | | | |
| Financial liabilities | | | |
| Trade payables | 9 | - | - |
| -total outstanding dues of micro and small enterprises | | - | - |
| -total outstanding dues other than micro and small enterprises | | 5,903 | 5,900 |
| Other current liabilities | 10 | 9,822,471 | 9,815,174 |
| Provisions | 11 | - | - |
| Total liabilities | | 9,828,374 | 9,821,074 |
| Total Equity and Liabilities | | 9,782,820 | 9,785,676 |

Summary of significant accounting policies

3

The accompanying notes are an integral part of the financial statements.

As per our report of even date

For Rajeev & Ajay
Firm registration No : 009977N
Chartered Accountants

Rajeev Sabharwal
Partner
Membership No. : 084844



For and on behalf of the Board of Directors of
GATEAU PROPBUILD PRIVATE LIMITED

Aekta Jain
Director
DIN-06776771

Shah Maqbool Alam
Director
DIN-06694170

Aekta Jain

Shah Maqbool Alam

Place : New Delhi
Date : 19 May 2021

GATEAU PROPBUILD PRIVATE LIMITED
STATEMENT OF PROFIT AND LOSS FOR THE YEAR ENDED 31 MARCH 2021
(Amount in rupees, unless otherwise stated)

| Particulars | Notes | 31 March 2021 | 31 March 2020 |
|---|-------|-----------------|----------------|
| Revenue | | - | - |
| Total Income | | - | - |
| EXPENSES | | | |
| Finance costs | 12 | 649 | 649 |
| Other expenses | 13 | 9,507 | 8,489 |
| Total Expenses | | 10,156 | 9,138 |
| Profit/(Loss) before tax from continuing operations | | (10,156) | (9,138) |
| Tax expense: | | | |
| Current tax | | - | - |
| Profit/(Loss) for the year from continuing operations | | (10,156) | (9,138) |
| Other comprehensive income | | - | - |
| Total other comprehensive income for the year, net of tax | | - | - |
| Total comprehensive income/(loss) for the year, net of tax | | (10,156) | (9,138) |
| Earnings per equity share: | 14 | | |
| (1) Basic | | (1.02) | (0.91) |
| (2) Diluted | | (1.02) | (0.91) |
| Summary of significant accounting policies | 3 | | |

The accompanying notes are an integral part of the financial statements.

As per our report of even date

For **Rajeev & Ajay**
Firm registration No : 009977N
Chartered Accountants

Rajeev Sabharwal
Partner
Membership No. : 084833

For and on behalf of the Board of Directors of
GATEAU PROPBUILD PRIVATE LIMITED

Aekta Jain
Director
DIN-06776771

Shah Maqbool Ak
Director
DIN-06694170

Place : New Delhi
Date : 19 May 2021

GAUCHO PROPBUILD PRIVATE LIMITED
BALANCE SHEET AS AT 31 MARCH 2021
(Amount in rupees, unless otherwise stated)


| | Notes | As at 31 March 2021 | As at 31 March 2020 |
|--|-------|------------------------|------------------------|
| ASSETS | | | |
| Current assets | | | |
| Inventories | 4 | 25,723,732 | 25,723,732 |
| Financial assets | | | |
| Cash and cash equivalents | 5 | 20,092 | 25,111 |
| Other financial assets | 6 | 21,724,878 | 21,724,878 |
| Total Assets | | 47,468,702 | 47,473,721 |
| EQUITY AND LIABILITIES | | | |
| Equity | | | |
| Equity share capital | 7 | 100,000 | 100,000 |
| Other equity | 8 | (222,420) | (209,903) |
| Total equity | | (122,420) | (109,903) |
| LIABILITIES | | | |
| Current liabilities | | | |
| Financial liabilities | | | |
| Trade payables | 9 | - | - |
| -total outstanding dues of micro and small enterprises | | - | - |
| -total outstanding dues other than micro and small enterprises | | 5,900 | 5,900 |
| Other current liabilities | 10 | 47,585,222 | 47,577,724 |
| Provisions | 11 | - | - |
| Total liabilities | | 47,591,122 | 47,583,624 |
| Total Equity and Liabilities | | 47,468,702 | 47,473,721 |
| Summary of significant accounting policies | 3 | | |

The accompanying notes are an integral part of the financial statements.

As per our report of even date

For Rajeev & Ajay
Firm registration No : 009977N
Chartered Accountants

Rajeev Sabharwal
Partner
Membership No. : 084833



For and on behalf of the Board of Directors of
GAUCHO PROPBUILD PRIVATE LIMITED

Shah Maqbool Alam
Director
DIN-06694170

Sudesh Pal Singh
Director
DIN-01888151

Place : New Delhi
Date : 19 May 2021

GAUCHO PROPBUILD PRIVATE LIMITED
STATEMENT OF PROFIT AND LOSS FOR THE YEAR ENDED 31 MARCH 2021
(Amount in rupees, unless otherwise stated)


| Particulars | Notes | 31 March 2021 | 31 March 2020 |
|---|-------|---------------|---------------|
| Revenue | | - | - |
| Total Income | | - | - |
| EXPENSES | | | |
| Finance costs | 12 | 649 | 649 |
| Other expenses | 13 | 11,868 | 8,489 |
| Total Expenses | | 12,517 | 9,138 |
| Profit/(Loss) before tax from continuing operations | | (12,517) | (9,138) |
| Tax expense: | | | |
| Current tax | | - | - |
| Profit/(Loss) for the year from continuing operations | | (12,517) | (9,138) |
| Other comprehensive income | | - | - |
| Total other comprehensive income for the year, net of tax | | - | - |
| Total comprehensive income/(loss) for the year, net of tax | | (12,517) | (9,138) |
| Earnings per equity share: | 14 | | |
| (1) Basic | | (1.25) | (0.91) |
| (2) Diluted | | (1.25) | (0.91) |
| Summary of significant accounting policies | 3 | | |

The accompanying notes are an integral part of the financial statements.

As per our report of even date

For Rajeev & Ajay
Firm registration No : 009977N
Chartered Accountants

Rajeev Sabharwal
Partner
Membership No. : 084833



For and on behalf of the Board of Directors of
GAUCHO PROPBUILD PRIVATE LIMITED

Shah Maqbool Alam
Director
DIN-06694170

Sudesh Pal Singh
Director
DIN-01888151

Place : New Delhi
Date : 19 May 2021

GAUGE PROPBUILD PRIVATE LIMITED
BALANCE SHEET AS AT 31 MARCH 2021
(Amount in rupees, unless otherwise stated)

| | Notes | As at 31 March 2021 | As at 31 March 2020 |
|--|-------|------------------------|------------------------|
| ASSETS | | | |
| Current assets | | | |
| Inventories | 4 | 22,597,815 | 22,597,815 |
| Financial assets | | | |
| Cash and cash equivalents | 5 | 20,098 | 25,117 |
| Other financial assets | 6 | 9,944,442 | 9,944,442 |
| Other current assets | 7 | 182,004 | 182,004 |
| Total Assets | | 32,744,359 | 32,749,378 |
| EQUITY AND LIABILITIES | | | |
| Equity | | | |
| Equity share capital | 8 | 100,000 | 100,000 |
| Other equity | 9 | (262,676) | (250,160) |
| Total equity | | (162,676) | (150,160) |
| LIABILITIES | | | |
| Current liabilities | | | |
| Financial liabilities | | | |
| Trade payables | 10 | - | - |
| -total outstanding dues of micro and small enterprises | | - | - |
| -total outstanding dues other than micro and small enterprises | | 5,900 | 5,900 |
| Other current liabilities | 11 | 32,901,135 | 32,893,638 |
| Total liabilities | | 32,907,035 | 32,899,538 |
| Total Equity and Liabilities | | 32,744,359 | 32,749,378 |
| Summary of significant accounting policies | 3 | | |

The accompanying notes are an integral part of the financial statements.

As per our report of even date

For Rajeev & Ajay
Firm registration No : 009977N
Chartered Accountants

Rajeev Sabharwal
Partner
Membership No. : 084833



For and on behalf of the Board of Directors of
GAUGE PROPBUILD PRIVATE LIMITED

Sudesh Pal Singh
Director
DIN-01888151

Shah Maqbool Alam
Director
DIN-06694170

Place : New Delhi
Date : 19 May 2021

GAUGE PROPBUILD PRIVATE LIMITED
STATEMENT OF PROFIT AND LOSS FOR THE YEAR ENDED 31 MARCH 2021
(Amount in rupees, unless otherwise stated)

| Particulars | Notes | 31 March 2021 | 31 March 2020 |
|---|-------|---------------|---------------|
| Revenue | | - | - |
| Total Income | | - | - |
| EXPENSES | | | |
| Finance costs | 12 | 649 | 649 |
| Other expenses | 13 | 11,867 | 9,489 |
| Total Expenses | | 12,516 | 10,138 |
| Profit/(Loss) before tax from continuing operations | | (12,516) | (10,138) |
| Tax expense: | | | |
| Current tax | | - | - |
| Profit/(Loss) for the year from continuing operations | | (12,516) | (10,138) |
| Other comprehensive income | | - | - |
| Total other comprehensive income for the year, net of tax | | - | - |
| Total comprehensive income/(loss) for the year, net of tax | | (12,516) | (10,138) |
| Earnings per equity share: | 14 | | |
| (1) Basic | | (1.25) | (1.01) |
| (2) Diluted | | (1.25) | (1.01) |

Summary of significant accounting policies


3

The accompanying notes are an integral part of the financial statements.

As per our report of even date

For **Rajeev & Ajay**
Firm registration No : 009977N
Chartered Accountants

Rajeev Sabharwal
Partner
Membership No. : 084833



For and on behalf of the Board of Directors of
GAUGE PROPBUILD PRIVATE LIMITED

Sudesh Pal Singh
Director
DIN-01888151

Shah Maqbool Ali
Director
DIN-06694170

Place : New Delhi
Date : 19 May 2021


GAUNTLET PROPBUILD PRIVATE LIMITED
BALANCE SHEET AS AT 31 MARCH 2021
(Amount in Rupees, unless otherwise stated)

| | Notes | As at 31 March 2021 | As at 31 March 2020 |
|--|-------|------------------------|------------------------|
| ASSETS | | | |
| Current assets | | | |
| Inventories | 4 | 21,468,588 | 21,468,588 |
| Financial assets | | | |
| Cash and cash equivalents | 5 | 24,671 | 24,690 |
| Total assets | | 21,493,259 | 21,493,278 |
| EQUITY AND LIABILITIES | | | |
| Equity | | | |
| Equity share capital | 6 | 100,000 | 100,000 |
| Other equity | 7 | (796,891) | (784,375) |
| Total equity | | (696,891) | (684,375) |
| LIABILITIES | | | |
| Current liabilities | | | |
| Financial liabilities | | | |
| Trade payables | 8 | - | - |
| -total outstanding dues of micro and small enterprises | | - | - |
| -total outstanding dues other than micro and small | | 5,900 | 5,900 |
| Other current liabilities | 9 | 22,184,250 | 22,171,753 |
| Total liabilities | | 22,190,150 | 22,177,653 |
| Total equity and liabilities | | 21,493,259 | 21,493,278 |
| Summary of significant accounting policies | 3 | | |

The accompanying notes are an integral part of the financial statements.

As per our report of even date

For Rajeev & Ajay -
Firm registration No : 009977M
Chartered Accountants
Rajeev Sapharwal
Partner
Membership No : 084833



For and on behalf of the Board of Directors of
GAUNTLET PROPBUILD PRIVATE LIMITED

Ovais Ali Khan
Director
DIN-08455167

Sudesh Pal Singh
Director
DIN-01888151

Place : New Delhi
Date : 19 May 2021

GAUNTLET PROPBUILD PRIVATE LIMITED
STATEMENT OF PROFIT AND LOSS FOR THE YEAR ENDED 31 MARCH 2021
(Amount in rupees, unless otherwise stated)


| Particulars | Notes | 31 March 2021 | 31 March 2020 |
|---|-------|-----------------|----------------|
| Revenue | | - | - |
| Total Income (I) | | - | - |
| EXPENSES | | | |
| Finance costs | 10 | 649 | 649 |
| Other expenses | 11 | 11,867 | 8,792 |
| Total Expenses (II) | | 12,516 | 9,441 |
| Profit/(Loss) before tax from continuing operations (I-II) | | (12,516) | (9,441) |
| Tax expense: | | | |
| Current tax | | - | - |
| Profit/(Loss) for the year from continuing operations | | (12,516) | (9,441) |
| Other comprehensive income | | - | - |
| Total other comprehensive income for the year, net of tax | | - | - |
| Total comprehensive income/(loss) for the year, net of tax | | (12,516) | (9,441) |
| Earnings per equity share: | 12 | | |
| (1) Basic | | (1.25) | (0.94) |
| (2) Diluted | | (1.25) | (0.94) |
| Summary of significant accounting policies | 3 | | |

The accompanying notes are an integral part of the financial statements.

As per our report of even date

For Rajeev & Ajay
Firm registration No : 009977N
Chartered Accountants

Rajeev Sabharwal
Partner
Membership No. : 084833



For and on behalf of the Board of Directors of
GAUNTLET PROPBUILD PRIVATE LIMITED

Ovais Ali Khan
Director
DIN-08455167

Sudesh Pal Singh
Director
DIN-01888151

Place : New Delhi
Date : 19 May 2021

GAVEL PROPERTIES PRIVATE LIMITED
BALANCE SHEET AS AT 31 MARCH 2021
(Amount in rupees, unless otherwise stated)

| | Notes | As at 31 March 2021 | As at 31 March 2020 |
|--|-------|------------------------|------------------------|
| ASSETS | | | |
| Current assets | | | |
| Inventories | 4 | 112,864,405 | 112,849,410 |
| Financial assets | | | |
| Cash and cash equivalents | 5 | 27,123 | 59,602 |
| Total Assets | | 112,891,528 | 112,909,012 |
| EQUITY AND LIABILITIES | | | |
| Equity | | | |
| Equity share capital | 6 | 100,000 | 100,000 |
| Other equity | 7 | (264,920) | (177,763) |
| Total equity | | (164,920) | (77,763) |
| LIABILITIES | | | |
| Current liabilities | | | |
| Financial liabilities | | | |
| Trade payables | 8 | - | - |
| -total outstanding dues of micro and small enterprises | | - | - |
| -total outstanding dues other than micro and small | | 5,900 | 5,900 |
| Other current liabilities | 9 | 113,050,547 | 112,980,875 |
| Total liabilities | | 113,056,447 | 112,986,775 |
| Total Equity and Liabilities | | 112,891,528 | 112,909,012 |
| Summary of significant accounting policies | 3 | | |

The accompanying notes are an integral part of the financial statements.

As per our report of even date

For Rajeev & Ajay

Firm registration No : 009977N

Chartered Accountants

Rajeev Sabbarwal

Partner

Membership No. : 084833

For and on behalf of the Board of Directors of

GAVEL PROPERTIES PRIVATE LIMITED

Sudesh Pal Singh

Director

DIN-01888151

Tapan Kumar Barik

Tapan Kumar Barik

Director

DIN-08455171

Place : New Delhi

Date : 19 May 2021

GAVEL PROPERTIES PRIVATE LIMITED
STATEMENT OF PROFIT AND LOSS FOR THE YEAR ENDED 31 MARCH 2021
(Amount in rupees, unless otherwise stated)

| Particulars | Notes | 31 March 2021 | 31 March 2020 |
|---|-------|-----------------|-----------------|
| Revenue | | - | - |
| Total Income | | - | - |
| EXPENSES | | | |
| Finance costs | | | |
| Other expenses | 10 | 654 | 649 |
| Total Expenses | 11 | 86,503 | 54,360 |
| | | 87,157 | 55,009 |
| Profit/(Loss) before tax from continuing operations | | (87,157) | (55,009) |
| Tax expense: | | | |
| Current tax | | - | - |
| Profit/(Loss) for the year from continuing operations | | (87,157) | (55,009) |
| Other comprehensive income | | | |
| Total other comprehensive income for the year, net of tax | | - | - |
| Total comprehensive income/(loss) for the year, net of tax | | (87,157) | (55,009) |
| Earnings per equity share: | | | |
| (1) Basic | 12 | (8.72) | (5.50) |
| (2) Diluted | | (8.72) | (5.50) |
| Summary of significant accounting policies | 3 | | |

The accompanying notes are an integral part of the financial statements.

As per our report of even date

For **Rajeev & Ajay**
Firm registration No : 009077N
Chartered Accountants

Rajeev Sabharwal
Partner
Membership No. : 084833



For and on behalf of the Board of Directors of
GAVEL PROPERTIES PRIVATE LIMITED

Sudesh Pal Singh
Director
DIN-01888151

Tapan Kumar Barik
Director
DIN-08455171

Place : New Delhi
Date : 19 May 2021

GEMS BUILDCON PRIVATE LIMITED
BALANCE SHEET AS AT 31 MARCH 2021
(Amount in rupees, unless otherwise stated)

ASSETS

Non-current assets

Financial assets
Investments

| Notes | As at 31 March 2021 | As at 31 March 2020 |
|-------|------------------------|------------------------|
| 4 | 100,000 | 100,000 |
| | 100,000 | 100,000 |

Current assets

Inventories
Financial assets
- Cash and cash equivalents
Other financial assets
Other current assets

| | | |
|---|--------------------|--------------------|
| 5 | 305,351,201 | 305,351,201 |
| 6 | 26,179 | 11,671 |
| 7 | 79,831,830 | 79,831,830 |
| 8 | 3,158 | 3,158 |
| | 385,212,368 | 385,197,860 |

Total Assets

| | | |
|--|--------------------|--------------------|
| | 385,312,368 | 385,297,860 |
|--|--------------------|--------------------|

EQUITY AND LIABILITIES

Equity

Equity share capital
Other equity
Total equity

| | | |
|----|------------------|------------------|
| 9 | 100,000 | 100,000 |
| 10 | (497,099) | (483,001) |
| | (397,099) | (383,001) |

LIABILITIES

Current liabilities

Financial liabilities
Trade payables
- total outstanding dues of micro and small enterprises
- total outstanding dues other than micro and small enterprises
Other current liabilities
Total liabilities

| | | |
|----|--------------------|--------------------|
| 11 | - | - |
| | 5,900 | 181,175 |
| 12 | 385,703,567 | 385,499,686 |
| | 385,709,467 | 385,680,861 |

Total Equity and Liabilities

| | | |
|--|--------------------|--------------------|
| | 385,312,368 | 385,297,860 |
|--|--------------------|--------------------|

Summary of significant accounting policies

3

The accompanying notes are an integral part of the financial statements.

As per our report of even date

For N A V R A T N & C O L L P


Firm Reg. No.: N500107
Chartered Accountants



Nidish Mittal
Partner
Membership No.: 095371



**For and on behalf of the Board of Directors of
GEMS BUILDCON PRIVATE LIMITED**


Sudesh Pal Singh
Director
DIN-01888151


Manoj Kumar Singh
Director
DIN-08858738

Place : Gurugram
Date : 19 May 2021



GEMS BUILDCON PRIVATE LIMITED
STATEMENT OF PROFIT AND LOSS FOR THE YEAR ENDED 31 MARCH 2021
(Amount in rupees, unless otherwise stated)

| Particulars | Notes | 31 March 2021 | 31 March 2020 |
|---|-------|-----------------|------------------|
| Other income | 13 | 100 | 24,137 |
| Total Income | | 100 | 24,137 |
| EXPENSES | | | |
| Finance costs | 14 | 1,107 | 649 |
| Other expenses | 15 | 13,091 | 174,132 |
| Total Expenses | | 14,198 | 174,781 |
| (Loss) before tax from continuing operations | | (14,098) | (150,644) |
| Tax expense: | | | |
| Current tax | | - | - |
| (Loss) for the year from continuing operations | | (14,098) | (150,644) |
| Other comprehensive income | | - | - |
| Total other comprehensive income for the year, net of tax | | - | - |
| Total comprehensive income/(loss) for the year, net of tax | | (14,098) | (150,644) |
| Earnings per equity share: | 16 | | |
| (1) Basic | | (1.41) | (15.06) |
| (2) Diluted | | (1.41) | (15.06) |
| Summary of significant accounting policies | 3 | | |

The accompanying notes are an integral part of the financial statements.

As per our report of even date

For NAVRATN & CO LLP
Firm Reg. No.: N500107
Chartered Accountants



Nitish Mittal
Partner
Membership No.: 095371



For and on behalf of the Board of Directors of
GEMS BUILDCON PRIVATE LIMITED



Sudesh Pal Singh
Director
DIN-01888151



Manoj Kumar Singh
Director
DIN-08858738

Place : Gurugram
Date : 19 May 2021

GENRE PROPBUILD PRIVATE LIMITED
BALANCE SHEET AS AT 31 MARCH 2021
(Amount in rupees, unless otherwise stated)

| | Notes | As at 31 March 2021 | As at 31 March 2020 |
|--|-------|------------------------|------------------------|
| ASSETS | | | |
| Current assets | | | |
| Financial assets | | | |
| Cash and cash equivalents | 4 | 23,970 | 24,939 |
| Other current assets | 5 | - | - |
| Total assets | | 23,970 | 24,939 |
| EQUITY AND LIABILITIES | | | |
| Equity | | | |
| Equity share capital | 6 | 100,000 | 100,000 |
| Other equity | 7 | (54,483,080) | (54,470,564) |
| Total equity | | (54,383,080) | (54,370,564) |
| LIABILITIES | | | |
| Current liabilities | | | |
| Financial liabilities | | | |
| Trade payables | 8 | - | - |
| -total outstanding dues of micro and small enterprises | | - | - |
| -total outstanding dues other than micro and small enterprises | | 5,900 | 5,900 |
| Other current liabilities | 9 | 54,401,150 | 54,389,603 |
| Total liabilities | | 54,407,050 | 54,395,503 |
| Total Equity and Liabilities | | 23,970 | 24,939 |
| Summary of significant accounting policies | 3 | | |

The accompanying notes are an integral part of the financial statements.

As per our report of even date

For Rajeev & Ajay

Firm registration No. 084997/201
Chartered Accountants

Rajeev Sabharwal

Partner

Membership No. : 084833

Place : New Delhi

Date : 19 May 2021

For and on behalf of the Board of Directors of
GENRE PROPBUILD PRIVATE LIMITED

Sujit Kumar Sahu

Sujit Kumar Sahu
Director
DIN-05141894

Sudesh Pal Singh

Sudesh Pal Singh
Director
DIN-01888151

GENRE PROPBUILD PRIVATE LIMITED
STATEMENT OF PROFIT AND LOSS FOR THE YEAR ENDED 31 MARCH 2021
(Amount in rupees, unless otherwise stated)

| Particulars | Notes | 31 March 2021 | 31 March 2020 |
|--|-------|-----------------|-----------------|
| Revenue | | - | - |
| Total Income | | - | - |
| EXPENSES | | | |
| Finance costs | 10 | 649 | 961 |
| Other expenses | 11 | 11,867 | 35,835 |
| Total Expenses | | 12,516 | 36,796 |
| Profit/(Loss) before tax from continuing operations | | (12,516) | (36,796) |
| Tax expense: | | | |
| Current tax | | - | - |
| Profit/(Loss) for the year from continuing operations | | (12,516) | (36,796) |
| Other comprehensive income | | - | - |
| Total other comprehensive income for the year, net of tax | | - | - |
| Total comprehensive (loss) for the year, net of tax | | (12,516) | (36,796) |
| Earnings per equity share: | 12 | | |
| (1) Basic | | (1.25) | (3.68) |
| (2) Diluted | | (1.25) | (3.68) |

Summary of significant accounting policies 3

The accompanying notes are an integral part of the financial statements.

As per our report of even date

For Rajeev & Ajay
Firm registration No. 000977N
Chartered Accountants

Rajeev Sabharwal
Partner
Membership No. : 084833

For and on behalf of the Board of Directors of
GENRE PROPBUILD PRIVATE LIMITED

Sujit Kumar Sahu

Sujit Kumar Sahu
Director
DIN-05141894

Sudesh Pal Singh

Sudesh Pal Singh
Director
DIN-01888151

Place : New Delhi
Date : 19 May 2021

GENTRY PROPBUILD PRIVATE LIMITED
BALANCE SHEET AS AT 31 MARCH 2021
(Amount in rupees, unless otherwise stated)


| | Notes | As at 31 March 2021 | As at 31 March 2020 |
|--|-------|------------------------|------------------------|
| ASSETS | | | |
| Current assets | | | |
| Inventories | 4 | 39,298,794 | 39,292,894 |
| Financial assets | | | |
| Cash and cash equivalents | 5 | 23,250 | 25,844 |
| Other financial assets | 6 | 135,648 | 135,648 |
| Other current assets | 7 | 262,217 | 262,217 |
| Total Assets | | 39,719,909 | 39,716,603 |
| EQUITY AND LIABILITIES | | | |
| Equity | | | |
| Equity share capital | 8 | 100,000 | 100,000 |
| Other equity | 9 | (473,001) | (460,173) |
| Total equity | | (373,001) | (360,173) |
| LIABILITIES | | | |
| Current liabilities | | | |
| Financial liabilities | | | |
| Trade payables | 10 | - | - |
| -total outstanding dues of micro and small enterprises | | 5,900 | 5,900 |
| -total outstanding dues other than micro and small enterprises | | | |
| Other current liabilities | 11 | 40,087,010 | 40,070,876 |
| Total liabilities | | 40,092,910 | 40,076,776 |
| Total Equity and Liabilities | | 39,719,909 | 39,716,603 |
| Summary of significant accounting policies | 3 | | |

The accompanying notes are an integral part of the financial statements.

As per our report of even date

For Rajeev & Ajay
Firm registration No : 0099774
Chartered Accountants

Rajeev Sarbharwal
Partner
Membership No. : 084833



For and on behalf of the Board of Directors of
GENTRY PROPBUILD PRIVATE LIMITED

Sudesh Pal Singh
Director
DIN-01888151

Akanksha Upadhyay
Director
DIN-08897946

(Signatures of Sudesh Pal Singh and Akanksha Upadhyay)

Place : New Delhi
Date : 19 May 2021

GENTRY PROPBUILD PRIVATE LIMITED
STATEMENT OF PROFIT AND LOSS FOR THE YEAR ENDED 31 MARCH 2021
(Amount in rupees, unless otherwise stated)

| Particulars | Notes | 31 March 2021 | 31 March 2020 |
|---|-------|-----------------|-----------------|
| Other income | 12 | - | 2,782 |
| Total Income (I) | | - | 2,782 |
| EXPENSES | | | |
| Finance costs | 13 | 649 | 649 |
| Other expenses | 14 | 12,179 | 27,578 |
| Total Expenses (II) | | 12,828 | 28,227 |
| Profit/(Loss) before tax from continuing operations (I-II) | | (12,828) | (25,445) |
| Tax expense: | | | |
| Current tax | | - | - |
| Profit/(Loss) for the year from continuing operations | | (12,828) | (25,445) |
| Other comprehensive income | | - | - |
| Total other comprehensive income for the year, net of tax | | - | - |
| Total comprehensive income/(loss) for the year, net of tax | | (12,828) | (25,445) |
| Earnings per equity share: | 15 | | |
| (1) Basic | | (1.28) | (2.54) |
| (2) Diluted | | (1.28) | (2.54) |

Summary of significant accounting policies

3

The accompanying notes are an integral part of the financial statements.


As per our report of even date

For Rajeev & Ajay

Firm registration No : 009977N
Chartered Accountants

Rajeev Sabharwal
Partner

Membership No. : 084833



For and on behalf of the Board of Directors of
GENTRY PROPBUILD PRIVATE LIMITED

Sudesh Pal Singh
Director
DIN-01888151

Akanksha Upadhyay
Director
DIN-08897946

Place : New Delhi
Date : 19 May 2021

GEODESY PROPERTIES PRIVATE LIMITED
BALANCE SHEET AS AT 31 MARCH 2021
(Amount in rupees, unless otherwise stated)

| | Notes | As at 31 March 2021 | As at 31 March 2020 |
|--|-------|------------------------|------------------------|
| ASSETS | | | |
| Current assets | | | |
| Financial assets | | | |
| Cash and cash equivalents | 4 | 21,810 | 30,669 |
| Other current assets | 5 | - | - |
| Total Assets | | 21,810 | 30,669 |
| EQUITY AND LIABILITIES | | | |
| Equity | | | |
| Equity share capital | 6 | 100,000 | 100,000 |
| Other equity | 7 | (502,058) | (491,912) |
| Total equity | | (402,058) | (391,912) |
| LIABILITIES | | | |
| Current liabilities | | | |
| Financial liabilities | | | |
| Trade payables | 8 | - | - |
| -total outstanding dues of micro and small enterprises | | - | - |
| -total outstanding dues other than micro and small enterprises | | 5,900 | 5,900 |
| Other current liabilities | 9 | 417,977 | 416,681 |
| Total liabilities | | 423,877 | 422,581 |
| Total Equity and Liabilities | | 21,810 | 30,669 |

Summary of significant accounting policies

3

The accompanying notes are an integral part of the financial statements.

As per our report of even date


For Rajeev & Ajay

Firm registration No. : 009977N
Chartered Accountants

Rajeev Sabharwal

Partner

Membership No. : 084833



For and on behalf of the Board of Directors of
GEODESY PROPERTIES PRIVATE LIMITED

Rangaswamy Harirajan

Director

DIN-06785533

Sudesh Pal Singh

Director

DIN-01888151

Place : New Delhi

Date : 19 May 2021

GEODESY PROPERTIES PRIVATE LIMITED
STATEMENT OF PROFIT AND LOSS FOR THE YEAR ENDED 31 MARCH 2021
(Amount in rupees, unless otherwise stated)


| Particulars | Notes | 31 March 2021 | 31 March 2020 |
|---|-------|-----------------|----------------|
| Revenue | | - | - |
| Total Income | | - | - |
| EXPENSES | | | |
| Finance costs | 10 | 649 | 825 |
| Other expenses | 11 | 9,507 | 8,627 |
| Total Expenses | | 10,156 | 9,452 |
| Profit/(Loss) before tax from continuing operations | | (10,156) | (9,452) |
| Tax expense: | | | |
| Current tax | | - | - |
| Profit/(Loss) for the year from continuing operations | | (10,156) | (9,452) |
| Other comprehensive income | | - | - |
| Total other comprehensive income for the year, net of tax | | - | - |
| Total comprehensive income/(loss) for the year, net of tax | | (10,156) | (9,452) |
| Earnings per equity share: | 12 | | |
| (1) Basic | | (1.02) | (0.95) |
| (2) Diluted | | (1.02) | (0.95) |
| Summary of significant accounting policies | 3 | | |

The accompanying notes are an integral part of the financial statements.

As per our report of even date

For Rajeev & Ajay
Firm registration No : 009977M
Chartered Accountants

Rajeev Sabharwal
Partner
Membership No. : 084833



For and on behalf of the Board of Directors of
GEODESY PROPERTIES PRIVATE LIMITED

Rangaswamy Harirajan
Director
DIN-06785533

Sudesh Pal Singh
Director
DIN-01883151

Place : New Delhi
Date : 19 May 2021

GIBBON PROPBUILD PRIVATE LIMITED
BALANCE SHEET AS AT 31 MARCH 2021
(Amount in rupees, unless otherwise stated)

| | Notes | As at 31 March 2021 | As at 31 March 2020 |
|--|-------|------------------------|------------------------|
| ASSETS | | | |
| Current assets | | | |
| Inventories | 4 | 8,381,756 | 8,381,756 |
| Financial assets | | | |
| Cash and cash equivalents | 5 | 23,166 | 23,815 |
| Other financial assets | 6 | 61,025,446 | 61,025,446 |
| Total Assets | | 69,430,368 | 69,431,017 |
| EQUITY AND LIABILITIES | | | |
| Equity | | | |
| Equity share capital | 7 | 100,000 | 100,000 |
| Other equity | 8 | (338,397) | (325,570) |
| Total equity | | (238,397) | (225,570) |
| LIABILITIES | | | |
| Current liabilities | | | |
| Financial liabilities | | | |
| Trade payables | 9 | - | - |
| -total outstanding dues of micro and small enterprises | | - | - |
| -total outstanding dues other than micro and small enterprises | | 8,710 | 6,350 |
| Other current liabilities | 10 | 69,660,055 | 69,650,237 |
| Total liabilities | | 69,668,765 | 69,656,587 |
| Total Equity and Liabilities | | 69,430,368 | 69,431,017 |
| Summary of significant accounting policies | 3 | | |

The accompanying notes are an integral part of the financial statements.

As per our report of even date

For Rajeev & Ajay

Firm registration No : 000007

Chartered Accountants

Rajeev Sabharwal

Partner

Membership No. : 084833



For and on behalf of the Board of Directors of
GIBBON PROPBUILD PRIVATE LIMITED

Lalita Kumar Sahoo

Director

DIN-08396540

Akashia Upadhyay

Director

DIN-08897946

Place : New Delhi

Date : 19 May 2021

GIBBON PROPBUILD PRIVATE LIMITED
STATEMENT OF PROFIT AND LOSS FOR THE YEAR ENDED 31 MARCH 2021
(Amount in rupees, unless otherwise stated)

| Particulars | Notes | 31 March 2021 | 31 March 2020 |
|---|-------|-----------------|----------------|
| Revenue | | - | - |
| Total Income | | - | - |
| EXPENSES | | | |
| Finance costs | 11 | 649 | 649 |
| Other expenses | 12 | 12,178 | 8,939 |
| Total Expenses | | 12,827 | 9,588 |
| Profit/(Loss) before tax from continuing operations | | (12,827) | (9,588) |
| Tax expense: | | | |
| Current tax | | - | - |
| Profit/(Loss) for the year from continuing operations | | (12,827) | (9,588) |
| Other comprehensive income | | - | - |
| Total other comprehensive income for the year, net of tax | | - | - |
| Total comprehensive income/(loss) for the year, net of tax | | (12,827) | (9,588) |
| Earnings per equity share: | 13 | | |
| (1) Basic | | (1.28) | (0.96) |
| (2) Diluted | | (1.28) | (0.96) |

Summary of significant accounting policies

3


The accompanying notes are an integral part of the financial statements.

As per our report of even date

For Rajeev & Ajay

Firm registration No. 0097
Chartered Accountants

Rajeev Sahharwal
Partner
Membership No. : 084833



For and on behalf of the Board of Directors of
GIBBON PROPBUILD PRIVATE LIMITED

Lalita Kumar Sahoo
Director
DIN-08396540

Akash Upadhyay
Director
DIN-08897946

(Signature)

(Signature)

Place : New Delhi
Date : 19 May 2021

GIRDER PROPBUILD PRIVATE LIMITED
BALANCE SHEET AS AT 31 MARCH 2021
(Amount in rupees, unless otherwise stated)

| | Notes | As at 31 March 2021 | As at 31 March 2020 |
|--|-------|------------------------|------------------------|
| ASSETS | | | |
| Current assets | | | |
| Inventories | 4 | 7,233,795 | 7,233,795 |
| Financial assets | | | |
| Cash and cash equivalents | 5 | 23,485 | 24,134 |
| Total Assets | | 7,257,280 | 7,257,929 |
| EQUITY AND LIABILITIES | | | |
| Equity | | | |
| Equity share capital | 6 | 100,000 | 100,000 |
| Other equity | 7 | (721,235) | (710,767) |
| Total equity | | (621,235) | (610,767) |
| LIABILITIES | | | |
| Current liabilities | | | |
| Financial liabilities | | | |
| Trade payables | 8 | - | - |
| -total outstanding dues of micro and small enterprises | | 176,400 | 176,400 |
| -total outstanding dues other than micro and small enterprises | | 7,702,114 | 7,692,296 |
| Other current liabilities | 9 | 7,702,114 | 7,692,296 |
| Total liabilities | | 7,878,514 | 7,868,696 |
| Total Equity and Liabilities | | 7,257,280 | 7,257,929 |
| Summary of significant accounting policies | 3 | | |

The accompanying notes are an integral part of the financial statements.

As per our report of even date

For Rajeev & Ajay
Firm registration No : 009977N
Chartered Accountants

Rajeev Sabharwal
Partner
Membership No. : 084833



For and on behalf of the Board of Directors of
GIRDER PROPBUILD PRIVATE LIMITED

Lalita Kumar Sahoo
Director
DIN-08396540

Arunima Upadhyay
Director
DIN-08897946

Place : New Delhi
Date : 19 May 2021

GIRDER PROPBUILD PRIVATE LIMITED
STATEMENT OF PROFIT AND LOSS FOR THE YEAR ENDED 31 MARCH 2021
(Amount in rupees, unless otherwise stated)

| Particulars | Notes | 31 March 2021 | 31 March 2020 |
|---|-------|-----------------|----------------|
| Other income | | - | - |
| Total Income | | - | - |
| EXPENSES | | | |
| Finance costs | 10 | 649 | 649 |
| Other expenses | 11 | 9,819 | 8,489 |
| Total Expenses | | 10,468 | 9,138 |
| Profit/(Loss) before tax from continuing operations | | (10,468) | (9,138) |
| Tax expense: | | | |
| Current tax | | - | - |
| Profit/(Loss) for the year from continuing operations | | (10,468) | (9,138) |
| Other comprehensive income | | - | - |
| Total other comprehensive income for the year, net of tax | | - | - |
| Total comprehensive income/(loss) for the year, net of tax | | (10,468) | (9,138) |
| Earnings per equity share: | 12 | | |
| (1) Basic | | (1.05) | (0.91) |
| (2) Diluted | | (1.05) | (0.91) |

Summary of significant accounting policies


3

The accompanying notes are an integral part of the financial statements.

As per our report of even date

For Rajeev & Ajay
Firm registration No : 009977N
Chartered Accountants

Rajeev Satharwal
Partner
Membership No. : 084833



For and on behalf of the Board of Directors of
GIRDER PROPBUILD PRIVATE LIMITED

Lalita Kumar Sahoo
Director
DIN-08396540

Akshana Upadhyay
Director
DIN-08897946

Place : New Delhi
Date : 19 May 2021



GLADE PROPBUILD PRIVATE LIMITED
BALANCE SHEET AS AT 31 MARCH 2021
(Amount in rupees, unless otherwise stated)

| | Notes | As at 31 March 2021 | As at 31 March 2020 |
|--|-------|------------------------|------------------------|
| ASSETS | | | |
| Current assets | | | |
| Inventories | 4 | 3,957,464 | 3,957,464 |
| Financial assets | | | |
| Cash and cash equivalents | 5 | 24,594 | 25,243 |
| Total Assets | | 3,982,058 | 3,982,707 |
| EQUITY AND LIABILITIES | | | |
| Equity | | | |
| Equity share capital | 6 | 100,000 | 100,000 |
| Other equity | 7 | (219,410) | (209,254) |
| Total equity | | (119,410) | (109,254) |
| LIABILITIES | | | |
| Current liabilities | | | |
| Financial liabilities | | | |
| Trade payables | 8 | | |
| -total outstanding dues of micro and small enterprises | | | |
| -total outstanding dues other than micro and small | | 5,900 | 5,900 |
| Other current liabilities | 9 | 4,095,569 | 4,086,061 |
| Total liabilities | | 4,101,469 | 4,091,961 |
| Total equity and liabilities | | 3,982,058 | 3,982,707 |


Summary of significant accounting policies 3


The accompanying notes are an integral part of the financial statements.

As per our report of even date

For Rajeev & Ajay
Firm registration No : 0099774
Chartered Accountants

Rajeev Saptharwan
Partner
Membership No. : 084833


For and on behalf of the Board of Directors of
GLADE PROPBUILD PRIVATE LIMITED


Manish Kumar Bhansali
Director
DIN-06583437


Rangaswamy Harirajan
Director
DIN-06785533

Place : New Delhi
Date : 19 May 2021

GLADE PROPBUILD PRIVATE LIMITED
STATEMENT OF PROFIT AND LOSS FOR THE YEAR ENDED 31 MARCH 2021
(Amount in rupees, unless otherwise stated)

| Particulars | Notes | 31 March 2021 | 31 March 2020 |
|---|-------|-----------------|----------------|
| Revenue | | - | - |
| Total Income (I) | | - | - |
| EXPENSES | | | |
| Finance costs | 10 | 649 | 649 |
| Other expenses | 11 | 9,508 | 8,333 |
| Total Expenses (II) | | 10,156 | 8,982 |
| Profit/(Loss) before tax from continuing operations (I-II) | | (10,156) | (8,982) |
| Tax expense: | | | |
| Current tax | | - | - |
| Profit/(Loss) for the year from continuing operations | | (10,156) | (8,982) |
| Other comprehensive income | | - | - |
| Total other comprehensive income for the year, net of tax | | - | - |
| Total comprehensive income/(loss) for the year, net of tax | | (10,156) | (8,982) |
| Earnings per equity share: | 12 | | |
| (1) Basic | | (1.02) | (0.90) |
| (2) Diluted | | (1.02) | (0.90) |


Summary of significant accounting policies 3

The accompanying notes are an integral part of the financial statements.

As per our report of even date

For **Rajeev & Ajay**
Firm registration No.: 009977N
Chartered Accountants

Rajeev Sabharwal
Partner
Membership No.: 084833



For and on behalf of the Board of Directors of
GLADE PROPBUILD PRIVATE LIMITED

Manish Kumar Bhansali
Director
DIN-06583437

Rangaswamy Harirajan
Director
DIN-06785533

Place : New Delhi
Date : 19 May 2021

GLAZE ESTATES PRIVATE LIMITED
BALANCE SHEET AS AT 31 MARCH 2021
(Amount in rupees, unless otherwise stated)

ASSETS

Current assets

Financial assets

Cash and cash equivalents

Total Assets

EQUITY AND LIABILITIES

Equity

Equity share capital

Other equity

Total equity

LIABILITIES

Current liabilities

Financial liabilities

Trade payables

-total outstanding dues of micro and small enterprises

-total outstanding dues other than micro and small

Other current liabilities

Total liabilities

Total Equity and Liabilities

Summary of significant accounting policies

The accompanying notes are an integral part of the financial statements.

As per our report of even date

For Rajeev & Ajay

Firm registration No. 0099771

Chartered Accountants

Rajeev Sabharwal

Partner

Membership No. : 084833

Place : New Delhi

Date : 19 May 2021

| Notes | As at 31 March 2021 | As at 31 March 2020 |
|-------|------------------------|------------------------|
| 4 | 738,223 | 742,116 |
| | 738,223 | 742,116 |
| 5 | 1,000,000 | 1,000,000 |
| 6 | (277,995) | (267,027) |
| | 722,005 | 732,973 |
| 7 | - | - |
| | 5,900 | 5,900 |
| 8 | 10,318 | 3,243 |
| | 16,218 | 9,143 |
| | 738,223 | 742,116 |

3

For and on behalf of the Board of Directors of
GLAZE ESTATES PRIVATE LIMITED

Lalita Kumar Sahoo
Director
DIN-08396540

Akanksha Upadhyay
Director
DIN-08897946

GLAZE ESTATES PRIVATE LIMITED
STATEMENT OF PROFIT AND LOSS FOR THE YEAR
(Amount in rupees, unless otherwise stated)

Particulars

Notes

Revenue

Total Income

EXPENSES

Finance costs

Other expenses

Total Expenses

Profit/(Loss) before tax from continuing operations

Tax expense:

Current tax

Profit/(Loss) for the year from continuing operations

Other comprehensive income

Total other comprehensive income for the year, net of tax

Total comprehensive income/(loss) for the year, net of tax

Earnings per equity share:

(1) Basic

(2) Diluted

Summary of significant accounting policies

The accompanying notes are an integral part of the financial statements.

As per our report of even date


For Rajeev & Ajay

Firm registration No : 004833

Chartered Accountants

Rajeev Saharwal
 Partner

Membership No. : 084833



For and on behalf of the Board of Directors of
GLAZE ESTATES PRIVATE LIMITED

Lalita Kumar Sahoo
 Director
 DIN-08396540

Akansha Upadhyay
 Director
 DIN-08897946

Place : New Delhi

Date : 19 May 2021

Glen Propbuild Private Limited
CONSOLIDATED BALANCE SHEET AS AT 31 MARCH 2021
(Amount in Rupees, unless otherwise stated)

| | Notes | As at 31 March 2021 | As at 31 March 2020 |
|---|-------|------------------------|------------------------|
| ASSETS | | | |
| Non-current assets | | | |
| Capital work-in-progress | | 221,285,711 | 221,285,711 |
| Intangible assets under development | | 283,504,367 | 283,504,367 |
| | | 504,790,078 | 504,790,078 |
| Current assets | | | |
| Financial assets | | | |
| Cash and cash equivalents | 4 | 44,536,424 | 43,133,900 |
| Other current assets | 5 | 1,008,587,357 | 1,008,620,693 |
| | | 1,053,123,781 | 1,051,754,593 |
| Total Assets | | 1,557,913,859 | 1,556,544,671 |
| EQUITY AND LIABILITIES | | | |
| Equity | | | |
| Equity share capital | 6 | 4,359,550 | 4,359,550 |
| Other equity | 7 | 888,460,452 | 869,545,488 |
| Total equity | | 892,820,002 | 873,905,038 |
| Liabilities | | | |
| Current liabilities | | | |
| Financial liabilities | | | |
| Trade payables | 8 | | |
| - total outstanding dues of micro and small enterprises | | | |
| - total outstanding dues other than micro and small enterprises | | 665,093,857 | 682,639,633 |
| Total liabilities | | 665,093,857 | 682,639,633 |
| Total Equity and Liabilities | | 1,557,913,859 | 1,556,544,671 |

Summary of significant accounting policies 3

The accompanying notes are an integral part of the financial statements.

As per our report of even date

For Rajeev & Ajay
Firm registration No : 000977N
Chartered Accountants

Rajeev Subharwal
Partner
Membership No. : 004533



For and on behalf of the Board of Directors of
Glen Propbuild Private Limited

Lalita Kumar Sahoo
Director
DIN-08396540

Pankaj Kishore Chaturvedi
Director
DIN-07119298

Place : New Delhi
Date : 19 May 2021

Glen Propbuild Private Limited
CONSOLIDATED STATEMENT OF PROFIT AND LOSS FOR THE YEAR ENDED 31 MARCH 2021
(Amount in Rupees, unless otherwise stated)

| Particulars | Notes | 31 March 2021 | 31 March 2020 |
|--|-------|-------------------|---------------------|
| Other income | 9 | 21,765,201 | - |
| Total income (I) | | 21,765,201 | - |
| EXPENSES | | | |
| Finance costs | 10 | 1,199,842 | 3,392 |
| Other expenses | 11 | 1,650,395 | 57,975,728 |
| Total Expenses (II) | | 2,850,237 | 57,979,120 |
| Profit/(Loss) before tax from continuing operations (I-II) | | 18,914,964 | (57,979,120) |
| Tax expense: | | | |
| Current tax | | - | - |
| Profit/(Loss) for the year from continuing operations | | 18,914,964 | (57,979,120) |
| Other comprehensive income | | - | - |
| Total other comprehensive income for the year, net of tax | | - | - |
| Total comprehensive income/(loss) for the year, net of tax | | 18,914,964 | (57,979,120) |
| Earnings per equity share (computed on the basis of profit/(loss) for the year): | 12 | | |
| (1) Basic | | 43.39 | (132.99) |
| (2) Diluted | | 43.39 | (132.99) |

Summary of significant accounting policies 3

The accompanying notes are an integral part of the financial statements.

As per our report of even date

For Rajeev & Ajay


Firm registration No : 009977N

Chartered Accountants

Rajeev Sabharwal

Partner

Membership No. : 084833



For and on behalf of the Board of Directors of
Glen Propbuild Private Limited

Lalita Kumar Sahoo

Director

DIN-08396540

Pankaj Kishore Chaturvedi

Director

DIN-07119298

Place : New Delhi

Date : 19 May 2021

GLEN PROPBUILD PRIVATE LIMITED
STANDALONE BALANCE SHEET AS AT 31 MARCH 2021
(Amount in Rupees, unless otherwise stated)


| | Notes | As at 31 March 2021 | As at 31 March 2020 |
|--|-------|------------------------|------------------------|
| ASSETS | | | |
| Non-current assets | | | |
| Financial assets | | | |
| Investments | 4 | 1,569,089,276 | 1,569,089,276 |
| | | 1,569,089,276 | 1,569,089,276 |
| Current assets | | | |
| Financial assets | | | |
| Cash and cash equivalents | 5 | 24,547 | 25,764 |
| Other financial assets | 6 | 17,700 | - |
| Other Current assets | 7 | 63,061 | 96,397 |
| | | 105,308 | 122,161 |
| Total Assets | | 1,569,194,584 | 1,569,211,437 |
| EQUITY AND LIABILITIES | | | |
| Equity | | | |
| Equity share capital | 8 | 4,359,550 | 4,359,550 |
| Other equity | 9 | 1,564,823,234 | 1,564,832,027 |
| Total equity | | 1,569,182,784 | 1,569,191,577 |
| LIABILITIES | | | |
| Current liabilities | | | |
| Financial liabilities | | | |
| Trade payables | 10 | - | - |
| -total outstanding dues of micro and small enterprises | | 11,800 | 19,860 |
| -total outstanding dues other than micro and small | | 11,800 | 19,860 |
| Total liabilities | | 11,800 | 19,860 |
| Total Equity and Liabilities | | 1,569,194,584 | 1,569,211,437 |
| Summary of significant accounting policies | 3 | | |

The accompanying notes are an integral part of the financial statements.

As per our report of even date

For Rajeev & Ajay
Firm registration No : 009977N
Chartered Accountants

Rajeev Sabharwal
Partner
Membership No. : 084833



For and on behalf of the Board of Directors of
GLEN PROPBUILD PRIVATE LIMITED

Pankaj Kishore Chaturvedi
Director
Din-07119298

Lalita Kumar Sahoo
Director
DIN-08396540

Place : New Delhi
Date : 19 May 2021

GLEN PROPBUILD PRIVATE LIMITED
STANDALONE STATEMENT OF PROFIT AND LOSS FOR THE YEAR ENDED 31 MARCH 2021
(Amount in Rupees, unless otherwise stated)

| Particulars | Notes | 31 March 2021 | 31 March 2020 |
|---|-------|----------------|-----------------|
| Other income | | - | - |
| Total Income (I) | | - | - |
| EXPENSES | | | |
| Finance costs | 11 | 7,436 | 28,735 |
| Other expenses | 12 | 1,357 | 649 |
| Total Expenses (II) | | 8,793 | 29,384 |
| Profit/(Loss) before tax from continuing operations (I-II) | | (8,793) | (29,384) |
| Tax expense: | | | |
| Current Tax | | - | - |
| Profit/(Loss) for the year from continuing operations | | (8,793) | (29,384) |
| Other Comprehensive Income | | - | - |
| Total other comprehensive income for the year, net of tax | | - | - |
| Total comprehensive income/(loss) for the year, net of tax | | (8,793) | (29,384) |
| Earnings per equity share (computed on the basis of profit/(loss) for the year): | 13 | | |
| (1) Basic | | (0.00) | (0.01) |
| (2) Diluted | | (0.00) | (0.01) |


Summary of significant accounting policies 3

The accompanying notes are an integral part of the financial statements.

As per our report of even date

For Rajeev & Ajay
Firm registration No : 009977N
Chartered Accountants

Rajeev Sabharwal
Partner
Membership No. : 084833



For and on behalf of the Board of Directors of
GLEN PROPBUILD PRIVATE LIMITED

Pankaj Kishore Chaturvedi
Director
Din-07119298

Lalita Kumar Sahoo
Director
DIN-08396540

Place : New Delhi
Date : 19 May 2021

GLITZ PROPBUILD PRIVATE LIMITED
BALANCE SHEET AS AT 31 MARCH 2021
(Amount in rupees, unless otherwise stated)

| | Notes | As at 31 March 2021 | As at 31 March 2020 |
|--|-------|------------------------|------------------------|
| ASSETS | | | |
| Current assets | | | |
| Inventories | 4 | 77,127,054 | 77,127,054 |
| Financial assets | | | |
| Cash and cash equivalents | 5 | 89,284 | 24,809 |
| Other financial assets | 6 | 31,356,747 | 31,356,747 |
| Total Assets | | 108,573,085 | 108,508,610 |
| EQUITY AND LIABILITIES | | | |
| Equity | | | |
| Equity share capital | 7 | 100,000 | 100,000 |
| Other equity | 8 | (333,518) | (323,361) |
| Total equity | | (233,518) | (223,361) |
| LIABILITIES | | | |
| Current liabilities | | | |
| Financial liabilities | | | |
| Trade payables | 9 | - | - |
| -total outstanding dues of micro and small enterprises | | 5,900 | 5,900 |
| -total outstanding dues other than micro and small enterprises | | | |
| Other current liabilities | 10 | 108,800,703 | 108,726,071 |
| Total liabilities | | 108,806,603 | 108,731,971 |
| Total equity and liabilities | | 108,573,085 | 108,508,610 |

Summary of significant accounting policies

3

The accompanying notes are an integral part of the financial statements.

As per our report of even date

For Rajeev & Aja

Firm registration No : 0099772

Chartered Accountants

Rajeev Sabharwal

Partner

Membership No. : 084833

For and on behalf of the Board of Directors of
GLITZ PROPBUILD PRIVATE LIMITED

Sujit Kumar Sahu

Sujit Kumar Sahu

Director

DIN-05141894

Lalita Kumar Sahoo

Lalita Kumar Sahoo

Director

DIN-08396540

Place : New Delhi

Date : 19 May 2021

GLITZ PROPBUILD PRIVATE LIMITED
STATEMENT OF PROFIT AND LOSS FOR THE YEAR ENDED 31 MARCH 2021
(Amount in rupees, unless otherwise stated)

| Particulars | Notes | 31 March 2021 | 31 March 2020 |
|--|-------|-----------------|----------------|
| Revenue | | - | - |
| Total Income (I) | | - | - |
| EXPENSES | | | |
| Finance costs | 11 | 649 | 649 |
| Other expenses | 12 | 9,508 | 8,636 |
| Total Expenses (II) | | 10,157 | 9,285 |
| (Loss) before tax from continuing operations (I-II) | | (10,157) | (9,285) |
| Tax expense: | | | |
| Current tax | | - | - |
| (Loss) for the year from continuing operations | | (10,157) | (9,285) |
| Other comprehensive income | | - | - |
| Total other comprehensive income for the year, net of tax | | - | - |
| Total comprehensive (loss) for the year, net of tax | | (10,157) | (9,285) |
| Earnings per equity share: | 13 | | |
| (1) Basic | | (1.02) | (0.93) |
| (2) Diluted | | (1.02) | (0.93) |

Summary of significant accounting policies

3

The accompanying notes are an integral part of the financial statements.

As per our report of even date

For Rajeev & Anshu
 Firm registration No: 000477/N
 Chartered Accountants

Rajeev Sabharwal
 Partner
 Membership No. : 084833

For and on behalf of the Board of Directors of
GLITZ PROPBUILD PRIVATE LIMITED

Sujit Kumar Sahu

Sujit Kumar Sahu
 Director
 DIN-05141894

Lalita Kumar Sahoo

Lalita Kumar Sahoo
 Director
 DIN-08396540

Place : New Delhi
 Date : 19 May 2021

GLOBULE PROPBUILD PRIVATE LIMITED
BALANCE SHEET AS AT 31 MARCH 2021
(Amount in rupees, unless otherwise stated)

| | Notes | As at 31 March 2021 | As at 31 March 2020 |
|--|-------|------------------------|------------------------|
| ASSETS | | | |
| Current assets | | | |
| Inventories | 4 | 55,287,781 | 55,287,781 |
| Financial assets | | | |
| Cash and cash equivalents | 5 | 23,619 | 24,268 |
| Other financial assets | 6 | 333,862 | 333,862 |
| Total Assets | | 55,645,266 | 55,645,915 |
| EQUITY AND LIABILITIES | | | |
| Equity | | | |
| Equity share capital | 7 | 100,000 | 100,000 |
| Other equity | 8 | (309,488) | (299,332) |
| Total equity | | (209,488) | (199,332) |
| LIABILITIES | | | |
| Current liabilities | | | |
| Financial liabilities | | | |
| Trade payables | 9 | - | - |
| -total outstanding dues of micro and small enterprises | | - | - |
| -total outstanding dues other than micro and small enterprises | | 5,900 | 5,900 |
| Other current liabilities | 10 | 55,848,854 | 55,839,347 |
| Total liabilities | | 55,854,754 | 55,845,247 |
| Total Equity and Liabilities | | 55,645,266 | 55,645,915 |

Summary of significant accounting policies

3

The accompanying notes are an integral part of the financial statements.


As per our report of even date

For Rajeev & Ajay

Firm registration No. 0099777
Chartered Accountants

Rajeev Sabharwal
Partner

Membership No. : 084833



For and on behalf of the Board of Directors of
GLOBULE PROPBUILD PRIVATE LIMITED

Manish Kumar Bhansali
Director
DIN-06583437

Rohit Mehta
Director
DIN-06961182

(Signatures of Manish Kumar Bhansali and Rohit Mehta)

Place : New Delhi
Date : 19 May 2021

GLOBULE PROPBUILD PRIVATE LIMITED
STATEMENT OF PROFIT AND LOSS FOR THE YEAR ENDED 31 MARCH 2021
(Amount in rupees, unless otherwise stated)

| Particulars | Notes | 31 March 2020 | 31 March 2019 |
|--|-------|-----------------|----------------|
| Revenue | | - | - |
| Total Income (I) | | - | - |
| EXPENSES | | | |
| Finance costs | 11 | 649 | 649 |
| Other expenses | 12 | 9,507 | 8,636 |
| Total Expenses (II) | | 10,156 | 9,285 |
| (Loss) before tax from continuing operations (I-II) | | (10,156) | (9,285) |
| Tax expense: | | | |
| Current tax | | - | - |
| (Loss) for the year from continuing operations | | (10,156) | (9,285) |
| Other comprehensive income | | - | - |
| Total other comprehensive income for the year, net of tax | | - | - |
| Total comprehensive (loss) for the year, net of tax | | (10,156) | (9,285) |
| Earnings per equity share: | 13 | | |
| (1) Basic | | (1.02) | (0.93) |
| (2) Diluted | | (1.02) | (0.93) |

Summary of significant accounting policies

3

The accompanying notes are an integral part of the financial statements.

As per our report of even date

For Rajeev & Ajay


Firm registration No : 009977N

Chartered Accountants

Rajeev Sahharwal

Partner

Membership No. : 084833



For and on behalf of the Board of Directors of

GLOBULE PROPBUILD PRIVATE LIMITED

Manish Kumar Bhansali
Director
DIN-06583437

Rohit Mehta
Director
DIN-06961182

Place : New Delhi
Date : 19 May 2021

GLOSS PROPBUILD PRIVATE LIMITED
BALANCE SHEET AS AT 31 MARCH 2021
 (Amount in rupees, unless otherwise stated)

ASSETS

Current assets

Inventories
 Financial assets
 Cash and cash equivalents
 Other financial assets

Total Assets

EQUITY AND LIABILITIES

Equity

Equity share capital
 Other equity

Total equity

LIABILITIES

Current liabilities

Financial liabilities
 Trade payables
 -total outstanding dues of micro and small enterprises
 -total outstanding dues other than micro and small enterprises

Other current liabilities

Total liabilities

Total Equity and Liabilities

Summary of significant accounting policies

The accompanying notes are an integral part of the financial statements.

As per our report of even date

For Rajeev & Ajay

Firm registration No : 009977

Chartered Accountants

Rajeev Sabharwal

Partner

Membership No. : 084833



For and on behalf of the Board of Directors of
GLOSS PROPBUILD PRIVATE LIMITED

Praveen Kumar Madan

Praveen Kumar Madan
 Director
 DIN-08595762

Tapan Kumar Barik

Tapan Kumar Barik
 Director
 DIN-08455171

| Notes | As at 31 March 2021 | As at 31 March 2020 |
|-------|------------------------|------------------------|
| | | |
| 4 | 43,785,155 | 43,785,155 |
| 5 | 21,716 | 24,576 |
| 6 | 388,014 | 388,014 |
| | 44,194,885 | 44,197,745 |
| | | |
| 7 | 100,000 | 100,000 |
| 8 | (368,978) | (356,462) |
| | (268,978) | (256,462) |
| | | |
| 9 | - | - |
| | 5,900 | 5,900 |
| 10 | 44,457,963 | 44,448,307 |
| | 44,463,863 | 44,454,207 |
| | | |
| | 44,194,885 | 44,197,745 |
| 3 | | |

Place : New Delhi
 Date : 19 May 2021

GLOSS PROPBUILD PRIVATE LIMITED
STATEMENT OF PROFIT AND LOSS FOR THE YEAR ENDED 31 MARCH 2021
(Amount in rupees, unless otherwise stated)

| Particulars | Notes | 31 March 2021 | 31 March 2020 |
|--|-----------|-----------------|-----------------|
| Revenue | | - | - |
| Total Income (I) | | - | - |
| EXPENSES | | | |
| Finance costs | 11 | 649 | 654 |
| Other expenses | 12 | 11,867 | 71,439 |
| Total Expenses (II) | | 12,516 | 72,093 |
| (Loss) before tax from continuing operations (I-II) | | (12,516) | (72,093) |
| Tax expense: | | | |
| Current tax | | - | - |
| (Loss) for the year from continuing operations | | (12,516) | (72,093) |
| Other comprehensive income | | - | - |
| Total other comprehensive income for the year, net of tax | | - | - |
| Total comprehensive (loss) for the year, net of tax | | (12,516) | (72,093) |
| Earnings per equity share: | 13 | | |
| (1) Basic | | (1.25) | (7.21) |
| (2) Diluted | | (1.25) | (7.21) |

Summary of significant accounting policies 3

The accompanying notes are an integral part of the financial statements.

As per our report of even date

For Rajeev & Ajay

Firm registration No : 009974
Chartered Accountants


Rajeev Sabharwal

Partner

Membership No. : 084833

For and on behalf of the Board of Directors of
GLOSS PROPBUILD PRIVATE LIMITED


Praveen Kumar Madan
Director
DIN-08595762


Tapan Kumar Barik
Director
DIN-08455171

Place : New Delhi

Date : 19 May 2021

GLOVE PROPBUILD PRIVATE LIMITED
BALANCE SHEET AS AT 31 MARCH 2021
(Amount in rupees, unless otherwise stated)

| | Notes | As at 31 March 2021 | As at 31 March 2020 |
|--|-------|------------------------|------------------------|
| ASSETS | | | |
| Current assets | | | |
| Inventories | 4 | 63,383,170 | 63,383,170 |
| Financial assets | | | |
| Cash and cash equivalents | 5 | 24,282 | 25,042 |
| Total Assets | | 63,407,452 | 63,408,212 |
| EQUITY AND LIABILITIES | | | |
| Equity | | | |
| Equity share capital | 6 | 100,000 | 100,000 |
| Other equity | 7 | (294,268) | (281,752) |
| Total equity | | (194,268) | (181,752) |
| LIABILITIES | | | |
| Current liabilities | | | |
| Financial liabilities | | | |
| Trade payables | 8 | - | - |
| -total outstanding dues of micro and small enterprises | | 5,901 | 5,901 |
| -total outstanding dues other than micro and small enterprises | | | |
| Other current liabilities | 9 | 63,595,819 | 63,584,063 |
| Total liabilities | | 63,601,720 | 63,589,964 |
| Total Equity and Liabilities | | 63,407,452 | 63,408,212 |

Summary of significant accounting policies

3

The accompanying notes are an integral part of the financial statements.

As per our report of even date

For Rajeev & Ajay
Firm registration No. 009977N
Chartered Accountants

Rajeev Subharwal
Partner
Membership No. : 064833

Place : New Delhi
Date : 19 May 2021

For and on behalf of the Board of Directors of
GLOVE PROPBUILD PRIVATE LIMITED

Sujit Kumar Sahu *M. Aswini*
Sujit Kumar Sahu **Meda Aswini**
Director Director
DIN-05141894 DIN-08394637

GLOVE PROPBUILD PRIVATE LIMITED
STATEMENT OF PROFIT AND LOSS FOR THE YEAR ENDED 31 MARCH 2021
(Amount in rupees, unless otherwise stated)

| Particulars | Notes | 31 March 2020 | 31 March 2019 |
|--|-------|-----------------|----------------|
| Revenue | | - | - |
| Total Income (I) | | - | - |
| EXPENSES | | | |
| Finance costs | 10 | 649 | 649 |
| Other expenses | 11 | 11,867 | 8,333 |
| Total Expenses (II) | | 12,516 | 8,982 |
| (Loss) before tax from continuing operations (I-II) | | (12,516) | (8,982) |
| Tax expense: | | | |
| Current tax | | - | - |
| (Loss) for the year from continuing operations | | (12,516) | (8,982) |
| Other comprehensive income | | - | - |
| Total other comprehensive income for the year, net of tax | | - | - |
| Total comprehensive (loss) for the year, net of tax | | (12,516) | (8,982) |
| Earnings per equity share: | 12 | | |
| (1) Basic | | (1.25) | (0.90) |
| (2) Diluted | | (1.25) | (0.90) |
| Summary of significant accounting policies | 3 | | |

The accompanying notes are an integral part of the financial statements.

As per our report of even date

For Rajeev & Ajay
Firm registration No. : 009977N
Chartered Accountants

Rajeev Sahrawat
Partner
Membership No. : 084833

For and on behalf of the Board of Directors of
GLOVE PROPBUILD PRIVATE LIMITED

Sujit Kumar Sahu

Sujit Kumar Sahu
Director
DIN-05141894

M. Aswini

Meda Aswini
Director
DIN-08394637

Place : New Delhi
Date : 19 May 2021

GODAWARI BUILDWELL PRIVATE LIMITED
BALANCE SHEET AS AT 31 MARCH 2021
(Amount in rupees, unless otherwise stated)

| | Notes | As at 31 March 2021 | As at 31 March 2020 |
|--|-------|------------------------|------------------------|
| ASSETS | | | |
| Current assets | | | |
| Inventories | 4 | 716,007,389 | 714,053,427 |
| Financial assets | | | |
| Cash and cash equivalents | 5 | 27,996 | 24,996 |
| Other current assets | 6 | - | - |
| Total assets | | 716,035,385 | 714,078,423 |
| EQUITY AND LIABILITIES | | | |
| Equity | | | |
| Equity share capital | 7 | 100,000 | 100,000 |
| Other equity | 8 | (15,194,285) | (15,182,064) |
| Total equity | | (15,094,285) | (15,082,064) |
| LIABILITIES | | | |
| Current liabilities | | | |
| Financial liabilities | | | |
| Trade payables | 9 | - | - |
| -total outstanding dues of micro and small enterprises | | - | - |
| -total outstanding dues other than micro and small enterprises | | 5,900 | 5,900 |
| Other current liabilities | 10 | 731,123,770 | 729,154,587 |
| Total liabilities | | 731,129,670 | 729,160,487 |
| Total equity and liabilities | | 716,035,385 | 714,078,423 |

Summary of significant accounting policies

3

The accompanying notes are an integral part of the financial statements.

As per our report of even date

For Rajeev & Ajay

Firm registration No : 009977N

Chartered Accountants

Rajeev Sabharwal NEW DELHI

Partner

Membership No. : 084833

Place : New Delhi

Date : 19 May 2021

For and on behalf of the Board of Directors of
GODAWARI BUILDWELL PRIVATE LIMITED

Vivek Singh

Director

DIN-03466774

Meda Aswini

Director

DIN-08394637

GODAWARI BUILDWELL PRIVATE LIMITED
STATEMENT OF PROFIT AND LOSS FOR THE YEAR ENDED 31 MARCH 2021
(Amount in rupees, unless otherwise stated)

| Particulars | Notes | 31 March 2020 | 31 March 2019 |
|--|-------|-----------------|----------------|
| Revenue | | - | - |
| Total Income | | - | - |
| EXPENSES | | | |
| Finance costs | 11 | 667 | 654 |
| Other expenses | 12 | 11,554 | 8,636 |
| Total Expenses | | 12,221 | 9,290 |
| (Loss) before tax from continuing operations | | (12,221) | (9,290) |
| Tax expense: | | | |
| Current tax | | - | - |
| (Loss) for the year from continuing operations | | (12,221) | (9,290) |
| Other comprehensive income | | - | - |
| Total other comprehensive income for the year, net of tax | | - | - |
| Total comprehensive (loss) for the year, net of tax | | (12,221) | (9,290) |
| Earnings per equity share | 13 | | |
| (1) Basic | | (1.22) | (0.93) |
| (2) Diluted | | (1.22) | (0.93) |

Summary of significant accounting policies

3

The accompanying notes are an integral part of the financial statements.

As per our report of even date

For Rajeev & Ajay


Firm registration No : 009977N

Chartered Accountants

Rajeev Sabharwal

Partner

Membership No. : 084833



For and on behalf of the Board of Directors of
GODAWARI BUILDWELL PRIVATE LIMITED

Vivek Singh

Director

DIN-03466774

Meda Aswini

Director

DIN-08394637

Place : New Delhi

Date : 19 May 2021

GOLLIWOG PROPBUILD PRIVATE LIMITED
BALANCE SHEET AS AT 31 MARCH 2021
(Amount in rupees, unless otherwise stated)

ASSETS

Current assets

| | |
|---------------------------|--|
| Inventories | |
| Financial assets | |
| Cash and cash equivalents | |
| Other financial assets | |

Total Assets

| Notes | As at 31 March 2021 | As at 31 March 2020 |
|-------|------------------------|------------------------|
| 4 | 44,809,555 | 44,809,555 |
| 5 | 22,609 | 25,469 |
| 6 | 5,731,885 | 5,731,885 |
| | 50,564,049 | 50,566,909 |

EQUITY AND LIABILITIES

Equity

| | |
|----------------------|--|
| Equity share capital | |
| Other equity | |
| Total equity | |

| | | |
|---|------------------|------------------|
| 7 | 100,000 | 100,000 |
| 8 | (301,112) | (288,597) |
| | (201,112) | (188,597) |

LIABILITIES

Current liabilities

| | |
|--|--|
| Financial liabilities | |
| Trade payables | |
| -total outstanding dues of micro and small enterprises | |
| -total outstanding dues other than micro and small enterprises | |
| Other current liabilities | |
| Total liabilities | |

| | | |
|----|-------------------|-------------------|
| 9 | - | - |
| | 5,900 | 5,900 |
| 10 | 50,759,261 | 50,749,606 |
| | 50,765,161 | 50,755,506 |

Total Equity and Liabilities

| | | |
|--|-------------------|-------------------|
| | 50,564,049 | 50,566,909 |
|--|-------------------|-------------------|

Summary of significant accounting policies

3

The accompanying notes are an integral part of the financial statements.

As per our report of even date

For Rajeev & Ajay

Firm registration No : 009977X

Chartered Accountants

Rajeev Saharwal W DELHI
Partner
Membership No. 084833

Place : New Delhi
Date : 19 May 2021

For and on behalf of the Board of Directors of
GOLLIWOG PROPBUILD PRIVATE LIMITED

Purushottam Grover
Director
DIN-08315022

Meda Aswini
Director
DIN-08394637

GOLLIWOG PROPBUILD PRIVATE LIMITED
STATEMENT OF PROFIT AND LOSS FOR THE YEAR ENDED 31 MARCH 2021
(Amount in rupees, unless otherwise stated)

| Particulars | Notes | 31 March 2021 | 31 March 2020 |
|--|-------|-----------------|----------------|
| Revenue | | - | - |
| Total Income | | - | - |
| EXPENSES | | | |
| Finance costs | 11 | 649 | 649 |
| Other expenses | 12 | 11,866 | 8,627 |
| Total Expenses | | 12,515 | 9,276 |
| (Loss) before tax from continuing operations | | (12,515) | (9,276) |
| Tax expense: | | | |
| Current tax | | - | - |
| (Loss) for the year from continuing operations | | (12,515) | (9,276) |
| Other comprehensive income | | - | - |
| Total other comprehensive income for the year, net of tax | | - | - |
| Total comprehensive (loss) for the year, net of tax | | (12,515) | (9,276) |
| Earnings per equity share: | 13 | | |
| (1) Basic | | (1.25) | (0.93) |
| (2) Diluted | | (1.25) | (0.93) |

Summary of significant accounting policies

3

The accompanying notes are an integral part of the financial statements.

As per our report of even date

For Rajeev & Ajay

Firm registration No : 009977N
Chartered Accountants.

Rajeev Sabharwal

Partner

Membership No. : 084833



For and on behalf of the Board of Directors of

GOLLIWOG PROPBUILD PRIVATE LIMITED

Purushottam Grover

Director

DIN-08315022

Meda Aswini

Director

DIN-08394637

Place : New Delhi

Date : 19 May 2021

GRACIOUS TECHNOBUILD PRIVATE LIMITED
BALANCE SHEET AS AT 31 MARCH 2021
(Amount in rupees, unless otherwise stated)


| | Notes | As at 31 March 2021 | As at 31 March 2020 |
|--|-------|------------------------|------------------------|
| ASSETS | | | |
| Current assets | | | |
| Inventories | 4 | 86,751,704 | 86,751,704 |
| Financial assets | | | |
| Cash and cash equivalents | 5 | 24,792 | 25,441 |
| Other current assets | 6 | - | - |
| Total Assets | | 86,776,496 | 86,777,145 |
| EQUITY AND LIABILITIES | | | |
| Equity | | | |
| Equity share capital | 7 | 100,000 | 100,000 |
| Other equity | 8 | (1,111,422) | (1,101,266) |
| Total equity | | (1,011,422) | (1,001,266) |
| LIABILITIES | | | |
| Current liabilities | | | |
| Financial liabilities | | | |
| Trade payables | 9 | - | - |
| -total outstanding dues of micro and small enterprises | | - | - |
| -total outstanding dues other than micro and small enterprises | | 5,898 | 5,898 |
| Other Current liabilities | 10 | 87,782,020 | 87,772,513 |
| Total liabilities | | 87,787,918 | 87,778,411 |
| Total Equity and Liabilities | | 86,776,496 | 86,777,145 |
| Summary of significant accounting policies | 3 | | |

The accompanying notes are an integral part of the financial statements.

As per our report of even date

For Rajeev & Ajay
Firm registration No : 009977N
Chartered Accountants

Ajay Sachdeva,
Partner
Membership No. : 084302



For and on behalf of the Board of Directors of
GRACIOUS TECHNOBUILD PRIVATE LIMITED

Purushottam Grover
Director
DIN-08315022

Meda Aswini
Director
DIN-08394637

Place : New Delhi
Date : 19 May 2021

GRACIOUS TECHNOBUILD PRIVATE LIMITED
STATEMENT OF PROFIT AND LOSS FOR THE YEAR ENDED 31 MARCH 2021
(Amount in rupees, unless otherwise stated)

| Particulars | Notes | 31 March 2021 | 31 March 2020 |
|--|-------|-----------------|----------------|
| Revenue | | - | - |
| Total Income (I) | | - | - |
| EXPENSES | | | |
| Finance costs | 11 | 649 | 649 |
| Other expenses | 12 | 9,507 | 8,333 |
| Total Expenses (II) | | 10,156 | 8,982 |
| (Loss) before tax from continuing operations (I-II) | | (10,156) | (8,982) |
| Tax expense: | | | |
| Current tax | | - | - |
| (Loss) for the year from continuing operations | | (10,156) | (8,982) |
| Other comprehensive income | | - | - |
| Total other comprehensive income for the year, net of tax | | - | - |
| Total comprehensive (loss) for the year, net of tax | | (10,156) | (8,982) |
| Earnings per equity share: | 13 | | |
| (1) Basic | | (1.02) | (0.90) |
| (2) Diluted | | (1.02) | (0.90) |

Summary of significant accounting policies 3

The accompanying notes are an integral part of the financial statements.

As per our report of even date

For Rajeev & Ajay


Firm registration No : 009977N

Chartered Accountants

Ajay Sachdeva

Partner

Membership No. 084302



For and on behalf of the Board of Directors of

GRACIOUS TECHNOBUILD PRIVATE LIMITED

Purushottam Grover

Director

DIN-08315022

Meda Aswini

Director

DIN-08394637

Place : New Delhi

Date : 19 May 2021


GRADIENT DEVELOPERS PRIVATE LIMITED
BALANCE SHEET AS AT 31 MARCH 2021
(Amount in rupees, unless otherwise stated)

| | Notes | As at 31 March 2021 | As at 31 March 2020 |
|--|-------|------------------------|------------------------|
| ASSETS | | | |
| Current assets | | | |
| Financial assets | | | |
| Cash and cash equivalents | 4 | 86,455 | 24,899 |
| Other current assets | 5 | 18,361 | 18,361 |
| Total Assets | | 104,816 | 43,260 |
| EQUITY AND LIABILITIES | | | |
| Equity | | | |
| Equity share capital | 6 | 100,000 | 100,000 |
| Other equity | 7 | (577,199) | (450,190) |
| Total equity | | (477,199) | (350,190) |
| LIABILITIES | | | |
| Current liabilities | | | |
| Financial liabilities | | | |
| Trade payables | 8 | - | - |
| -total outstanding dues of micro and small enterprises | | - | - |
| -total outstanding dues other than micro and small enterprises | | 5,900 | 5,900 |
| Other current liabilities | 9 | 576,115 | 387,550 |
| Total liabilities | | 582,015 | 393,450 |
| Total Equity and Liabilities | | 104,816 | 43,260 |


Summary of significant accounting policies 3


The accompanying notes are an integral part of the financial statements.

As per our report of even date

For Rajeev & Ajay
Firm registration No : 009977N
Chartered Accountants

Ajay Kumar Sachdeva
Partner
Membership No. : 084302

For and on behalf of the Board of Directors of
GRADIENT DEVELOPERS PRIVATE LIMITED


Ramon Khulbe
Director
DIN-07109071


Jahangir Ashraf
Director
DIN-08587748

Place : New Delhi
Date : 19 May 2021

GRADIENT DEVELOPERS PRIVATE LIMITED
STATEMENT OF PROFIT AND LOSS FOR THE YEAR ENDED 31 MARCH 2021
(Amount in rupees, unless otherwise stated)

| Particulars | Notes | 31 March 2021 | 31 March 2020 |
|--|-------|------------------|-----------------|
| Revenue | | - | - |
| Total Income (I) | | - | - |
| EXPENSES | | | |
| Finance costs | 10 | 654 | 649 |
| Other expenses | 11 | 126,355 | 93,300 |
| Total Expenses (II) | | 127,009 | 93,949 |
| (Loss) before tax from continuing operations (I-II) | | (127,009) | (93,949) |
| Tax expense: | | | |
| Current tax | | - | - |
| (Loss) for the year from continuing operations | | (127,009) | (93,949) |
| Other comprehensive income | | - | - |
| Total other comprehensive income for the year, net of tax | | - | - |
| Total comprehensive (loss) for the year, net of tax | | (127,009) | (93,949) |
| Earnings per equity share: | 12 | | |
| (1) Basic | | (12.70) | (9.39) |
| (2) Diluted | | (12.70) | (9.39) |
| Summary of significant accounting policies | 3 | | |

The accompanying notes are an integral part of the financial statements.


As per our report of even date

For Rajeev & Ajay
Firm registration No : 009977N
Chartered Accountants

Ajay Kumar Sachdeva
Partner
Membership No. 084302

For and on behalf of the Board of Directors of
GRADIENT DEVELOPERS PRIVATE LIMITED


Ramesh Khulbe
Director
DIN-07109071


Sahang Ashraf
Director
DIN-08587748

Place : New Delhi
Date : 19 May 2021

GRAIL PROPBUILD PRIVATE LIMITED
BALANCE SHEET AS AT 31 MARCH 2021
(Amount in rupees, unless otherwise stated)

| | Notes | As at 31 March 2021 | As at 31 March 2020 |
|--|-------|------------------------|------------------------|
| ASSETS | | | |
| Current assets | | | |
| Inventories | 4 | 30,869,873 | 30,869,873 |
| Financial assets | | | |
| Cash and cash equivalents | 5 | 21,304 | 24,163 |
| Total Assets | | 30,891,177 | 30,894,036 |
| EQUITY AND LIABILITIES | | | |
| Equity | | | |
| Equity share capital | 6 | 100,000 | 100,000 |
| Other equity | 7 | (209,792) | (197,277) |
| Total equity | | (109,792) | (97,277) |
| LIABILITIES | | | |
| Current liabilities | | | |
| Financial liabilities | | | |
| Trade payables | 8 | - | - |
| -total outstanding dues of micro and small enterprises | | - | - |
| -total outstanding dues other than micro and small enterprises | | 11,800 | 5,900 |
| Other current liabilities | 9 | 30,989,169 | 30,985,413 |
| Total liabilities | | 31,000,969 | 30,991,313 |
| Total Equity and Liabilities | | 30,891,177 | 30,894,036 |

Summary of significant accounting policies

3

The accompanying notes are an integral part of the financial statements.

As per our report of even date

For Rajeev & Ajay


Firm registration No : 009977N

Chartered Accountants

Rajeev Sabharwal

Partner

Membership No. : 084833



For and on behalf of the Board of Directors of
GRAIL PROPBUILD PRIVATE LIMITED

Shagun Kapoor

Director

DIN-09074181

Meda Aswini

Director

DIN-08394637

Place : New Delhi

Date : 19 May 2021

GRAIL PROPBUILD PRIVATE LIMITED
STATEMENT OF PROFIT AND LOSS FOR THE YEAR ENDED 31 MARCH 2021
(Amount in rupees, unless otherwise stated)

| Particulars | Notes | 31 March 2021 | 31 March 2020 |
|--|-------|-----------------|----------------|
| Revenue | | - | - |
| Total Income | | - | - |
| EXPENSES | | | |
| Finance costs | 10 | 649 | 649 |
| Other expenses | 11 | 11,866 | 8,636 |
| Total Expenses | | 12,515 | 9,285 |
| (Loss) before tax from continuing operations | | (12,515) | (9,285) |
| Tax expense: | | | |
| Current tax | | - | - |
| (Loss) for the year from continuing operations | | (12,515) | (9,285) |
| Other comprehensive income | | - | - |
| Total other comprehensive income for the year, net of tax | | - | - |
| Total comprehensive (loss) for the year, net of tax | | (12,515) | (9,285) |
| Earnings per equity share: | 12 | | |
| (1) Basic | | (1.25) | (0.93) |
| (2) Diluted | | (1.25) | (0.93) |

Summary of significant accounting policies

3

The accompanying notes are an integral part of the financial statements.


As per our report of even date

For Rajeev & Ajay

Firm registration No : 009977N
Chartered Accountants

Rajeev Sabharwal
Partner

Membership No. : 084833



For and on behalf of the Board of Directors of
GRAIL PROPBUILD PRIVATE LIMITED

Shagun Kapoor
Director
DIN-09074181

Meda Aswini
Director
DIN-08394637

Place : New Delhi

Date : 19 May 2021

GRAMPUS PROPBUILD PRIVATE LIMITED
BALANCE SHEET AS AT 31 MARCH 2021
(Amount in rupees, unless otherwise stated)

ASSETS

Current assets

| | |
|---------------------------|--|
| Inventories | |
| Financial assets | |
| Cash and cash equivalents | |
| Other financial assets | |

Total Assets

EQUITY AND LIABILITIES

Equity

| | |
|----------------------|--|
| Equity share capital | |
| Other equity | |
| Total equity | |

LIABILITIES

Current liabilities

| | |
|--|--|
| Financial liabilities | |
| Trade payables | |
| -total outstanding dues of micro and small enterprises | |
| -total outstanding dues other than micro and small enterprises | |
| Other current liabilities | |
| Total liabilities | |

Total Equity and Liabilities

Summary of significant accounting policies


The accompanying notes are an integral part of the financial statements.

As per our report of even date

For Rajeev & Ajay

Firm registration No : 009977N

Chartered Accountants


Ajay Kumar Sachdeva
Partner
Membership No. 084302


Place : New Delhi


Date : 19 May 2021

| Notes | As at 31 March 2021 | As at 31 March 2020 |
|-------|------------------------|------------------------|
| | | |
| 4 | 13,629,751 | 13,629,751 |
| 5 | 24,921 | 24,470 |
| 6 | 293,318 | 293,318 |
| | 13,947,990 | 13,947,539 |
| | | |
| 7 | 100,000 | 100,000 |
| 8 | (301,222) | (291,066) |
| | (201,222) | (191,066) |
| | | |
| 9 | - | - |
| | 5,900 | 5,900 |
| 10 | 14,143,312 | 14,132,705 |
| | 14,149,212 | 14,138,605 |
| | | |
| | 13,947,990 | 13,947,539 |

3

For and on behalf of the Board of Directors of
GRAMPUS PROPBUILD PRIVATE LIMITED


Meda Aswini
Director
DIN-08394637


Narendra Singh Patwal
Director
DIN-C8129131

GRAMPUS PROPBUILD PRIVATE LIMITED
STATEMENT OF PROFIT AND LOSS FOR THE YEAR ENDED 31 MARCH 2021
(Amount in rupees, unless otherwise stated)

| Particulars | Notes | 31 March 2021 | 31 March 2020 |
|--|-------|-----------------|----------------|
| Revenue | | - | - |
| Total Income (I) | | - | - |
| EXPENSES | | | |
| Finance costs | 11 | 649 | 649 |
| Other expenses | 12 | 9,507 | 8,333 |
| Total Expenses (II) | | 10,156 | 8,982 |
| (Loss) before tax from continuing operations (I-II) | | (10,156) | (8,982) |
| Tax expense: | | | |
| Current tax | | - | - |
| (Loss) for the year from continuing operations | | (10,156) | (8,982) |
| Other comprehensive income | | - | - |
| Total other comprehensive income for the year, net of tax | | - | - |
| Total comprehensive (loss) for the year, net of tax | | (10,156) | (8,982) |
| Earnings per equity share: | 13 | | |
| (1) Basic | | (1.02) | (0.90) |
| (2) Diluted | | (1.02) | (0.90) |

Summary of significant accounting policies

3

The accompanying notes are an integral part of the financial statements.

As per our report of even date

For Rajeev & Ajay

Firm registration No : 009977N
Chartered Accountants



Place : New Delhi
Date : 19 May 2021

For and on behalf of the Board of Directors of
GRAMPUS PROPBUILD PRIVATE LIMITED

H. Aswini
Meda Aswini
Director
DIN-08394637

Narendra Singh Patwal
Narendra Singh Patwal
Director
DIN-08129131

GRANAR PROPBUILD PRIVATE LIMITED
BALANCE SHEET AS AT 31 MARCH 2021
(Amount in Rupees, unless otherwise stated)


| | Notes | As at 31 March 2021 | As at 31 March 2020 |
|--|-------|------------------------|------------------------|
| ASSETS | | | |
| Current assets | | | |
| Inventories | 4 | 102,054,247 | 102,054,247 |
| Financial assets | | | |
| Cash and cash equivalents | 5 | 25,369 | 14,388 |
| Other financial assets | 6 | 17,266,875 | 17,266,875 |
| Other current assets | 7 | - | 3,211,289 |
| Total Assets | | 119,346,491 | 122,546,799 |
| EQUITY AND LIABILITIES | | | |
| Equity | | | |
| Equity share capital | 8 | 100,000 | 100,000 |
| Other equity | 9 | (399,911) | (486,434) |
| Total equity | | (299,911) | (386,434) |
| LIABILITIES | | | |
| Current liabilities | | | |
| Financial liabilities | | | |
| Trade payables | 10 | - | - |
| -total outstanding dues of micro and small enterprises | | 5,900 | 5,900 |
| -total outstanding dues other than micro and small enterprises | | - | - |
| Other current liabilities | 11 | 119,611,402 | 122,927,333 |
| Provisions | 12 | 29,100 | - |
| Total liabilities | | 119,646,402 | 122,933,233 |
| Total Equity and Liabilities | | 119,346,491 | 122,546,799 |
| Summary of significant accounting policies | | | |
| | 3 | | |

The accompanying notes are an integral part of the financial statements.

As per our report of even date

For Rajeev & Ajay

Firm registration No. 009775N
Chartered Accountants


Ajay Kumar Sachdeva
Partner
Membership No. : 084362

**For and on behalf of the Board of Directors of
GRANAR PROPBUILD PRIVATE LIMITED**


Narendra Singh Patwal
Director
DIN-08129131


Kamal Malik
Director
DIN-08129137

Place : New Delhi
Date : 19 May 2021

GRANAR PROPBUILD PRIVATE LIMITED
STATEMENT OF PROFIT AND LOSS FOR THE YEAR ENDED 31 MARCH 2021
(Amount in Rupees, unless otherwise stated)

| Particulars | Notes | 31 March 2021 | 31 March 2020 |
|--|-------|----------------|-----------------|
| Other income | 13 | 128,451 | - |
| Total Income (I) | | 128,451 | - |
| EXPENSES | | | |
| Finance costs | 14 | 649 | 649 |
| Other expenses | 15 | 12,179 | 21,026 |
| Total Expenses (II) | | 12,828 | 21,675 |
| Profit/(Loss) before tax from continuing operations (I-II) | | 115,623 | (21,675) |
| Tax expense: | | | |
| Current Tax | | 29,100 | - |
| Profit/(Loss) for the year from continuing operations | | 86,523 | (21,675) |
| Other Comprehensive Income | | - | - |
| Total other comprehensive income for the year, net of tax | | - | - |
| Total comprehensive income/(loss) for the year, net of tax | | 86,523 | (21,675) |
| Earnings per equity share (computed on the basis of profit/(loss) for the year): | 16 | | |
| (1) Basic | | 8.65 | (2.17) |
| (2) Diluted | | 8.65 | (2.17) |

Summary of significant accounting policies

3

The accompanying notes are an integral part of the financial statements.

As per our report of even date

For Rajeev & Ajay
Firm registration No : 009977N
Chartered Accountants

Ajay Kumar Sachdeva
Partner
Membership No : 084302



For and on behalf of the Board of Directors of
GRANAR PROPBUILD PRIVATE LIMITED

Narendra Singh Patwal
Director
DIN-08129131

Kamal Malik
Director
DIN-08129137

Place : New Delhi
Date : 19 May 2021

GRANGE PROPBUILD PRIVATE LIMITED
BALANCE SHEET AS AT 31 MARCH 2021
(Amount in Rupees, unless otherwise stated)

| | Notes | As at 31 March 2021 | As at 31 March 2020 |
|--|-------|------------------------|------------------------|
| ASSETS | | | |
| Current assets | | | |
| Inventories | 4 | 28,130,123 | 28,130,123 |
| Financial assets | | | |
| Cash and cash equivalents | 5 | 22,103 | 24,962 |
| Other financial assets | 6 | 25,618,775 | 25,618,775 |
| Total Assets | | 53,771,001 | 53,773,860 |
| EQUITY AND LIABILITIES | | | |
| Equity | | | |
| Equity share capital | 7 | 100,000 | 100,000 |
| Other equity | 8 | (295,634) | (283,118) |
| Total equity | | (195,634) | (183,118) |
| LIABILITIES | | | |
| Current liabilities | | | |
| Financial liabilities | | | |
| Trade payables | 9 | - | - |
| -total outstanding dues of micro and small enterprises | | - | - |
| -total outstanding dues other than micro and small enterprises | | 5,900 | 5,900 |
| Other current liabilities | 10 | 53,960,705 | 53,950,078 |
| Provisions | 11 | 30 | 1,000 |
| Total liabilities | | 53,966,635 | 53,956,978 |
| Total Equity and Liabilities | | 53,771,001 | 53,773,860 |

Summary of significant accounting policies 3


The accompanying notes are an integral part of the financial statements.

As per our report of even date

For Rajeev & Ajay

Firm registration No : 009977N
Chartered Accountants

Ajay Kumar Sachdeva
Partner
Membership No. : 084302



**For and on behalf of the Board of Directors of
GRANGE PROPBUILD PRIVATE LIMITED**

Meda Aswini
Director
DIN-08394637

Naveen Chauhan
Director
DIN-08595719

Place : New Delhi
Date : 19 May 2021

GRANGE PROPBUILD PRIVATE LIMITED
STATEMENT OF PROFIT AND LOSS FOR THE YEAR ENDED 31 MARCH 2021
(Amount in Rupees, unless otherwise stated)

| Particulars | Notes | 31 March 2021 | 31 March 2020 |
|--|-------|-----------------|---------------|
| Other Income | 12 | - | 13,750 |
| Total Income (I) | | - | 13,750 |
| EXPENSES | | | |
| Finance costs | 13 | 649 | 649 |
| Other expenses | 14 | 11,867 | 9,233 |
| Total Expenses (II) | | 12,516 | 9,882 |
| Profit/(Loss) before tax from continuing operations (I-II) | | (12,516) | 3,868 |
| Tax expense: | | | |
| Current Tax | | - | 1,000 |
| Profit/(Loss) for the year from continuing operations | | (12,516) | 2,868 |
| Other Comprehensive Income | | - | - |
| Total other comprehensive income for the year, net of tax | | - | - |
| Total comprehensive income/(loss) for the year, net of tax | | (12,516) | 2,868 |
| Earnings per equity share (computed on the basis of profit/(loss) for the year): | 15 | | |
| (1) Basic | | (1.25) | 0.29 |
| (2) Diluted | | (1.25) | 0.29 |

Summary of significant accounting policies 3

The accompanying notes are an integral part of the financial statements.

As per our report of even date

For Rajeev & Ajay


Firm registration No : 009977N

Chartered Accountants

Ajay Kumar Sachdeva

Partner

Membership No. : 084302



For and on behalf of the Board of Directors of
GRANGE PROPBUILD PRIVATE LIMITED

Meda Aswini

Director

DIN-08394637

M. Aswini

Naveen Chauhan

Director

DIN-08595719

Naveen Chauhan

Place : New Delhi

Date : 19 May 2021

GRANULE PROPBUILD PRIVATE LIMITED
BALANCE SHEET AS AT 31 MARCH 2021
(Amount in Rupees, unless otherwise stated)

| | Notes | As at 31 March 2021 | As at 31 March 2020 |
|--|-------|------------------------|------------------------|
| ASSETS | | | |
| Current assets | | | |
| Inventories | 4 | 60,036,418 | 60,036,418 |
| Financial assets | | | |
| Cash and cash equivalents | 5 | 22,267 | 13,296 |
| Other financial assets | 6 | 10,891,851 | 10,891,851 |
| Other current assets | 7 | - | 1,668,433 |
| | | 70,950,536 | 72,609,998 |
| Total Assets | | | |
| | | 70,950,536 | 72,609,998 |
| EQUITY AND LIABILITIES | | | |
| Equity | | | |
| Equity share capital | 8 | 100,000 | 100,000 |
| Other equity | 9 | (355,901) | (390,235) |
| Total equity | | (255,901) | (290,235) |
| LIABILITIES | | | |
| Current liabilities | | | |
| Financial liabilities | | | |
| Trade payables | 10 | - | - |
| -total outstanding dues of micro and small enterprises | | - | - |
| -total outstanding dues other than micro and small enterprises | | 5,900 | 5,900 |
| Other financial liabilities | 11 | 31,500 | 31,500 |
| Other current liabilities | 12 | 71,157,490 | 72,862,833 |
| Provisions | 13 | 11,547 | - |
| Total liabilities | | 71,206,437 | 72,900,233 |
| Total Equity and Liabilities | | | |
| | | 70,950,536 | 72,609,998 |
| Summary of significant accounting policies | | | |
| | 3 | | |

The accompanying notes are an integral part of the financial statements.

As per our report of even date

For Rajeev & Ajay
Firm registration No : 009977N
Chartered Accountants

Ajay Kumar Sachdeva
Partner
Membership No. : 084302

For and on behalf of the Board of Directors of
GRANULE PROPBUILD PRIVATE LIMITED

Nareesh Kumar

Nareesh Kumar
Director
DIN-08402436

Reeti Puja Khuttna

Reeti Puja Khuttna
Director
DIN-08595774

Place : New Delhi
Date : 19 May 2021

GRANULE PROPBUILD PRIVATE LIMITED
STATEMENT OF PROFIT AND LOSS FOR THE YEAR ENDED 31 MARCH 2021
(Amount in Rupees, unless otherwise stated)

| Particulars | Notes | 31 March 2021 | 31 March 2020 |
|--|-------|---------------|-----------------|
| Other Income | 14 | 58,397 | - |
| Total Income (I) | | 58,397 | - |
| EXPENSES | | | |
| Finance costs | 15 | 649 | 649 |
| Other expenses | 16 | 11,867 | 21,329 |
| Total Expenses (II) | | 12,516 | 21,978 |
| (Profit)/Loss before tax from continuing operations (I-II) | | 45,881 | (21,978) |
| Tax expense: | | | |
| Current Tax | | 11,547 | - |
| (Profit)/Loss for the year from continuing operations | | 34,334 | (21,978) |
| Other Comprehensive Income | | - | - |
| Total other comprehensive income for the year, net of tax | | - | - |
| Total comprehensive income/(loss) for the year, net of tax | | 34,334 | (21,978) |
| Earnings per equity share (computed on the basis of profit/(loss) for the year): | 17 | | |
| (1) Basic | | 3.43 | (2.20) |
| (2) Diluted | | 3.43 | (2.20) |
| Summary of significant accounting policies | 3 | | |

The accompanying notes are an integral part of the financial statements.

As per our report of even date

For Rajeev & Ajay
Firm registration No: 009977N
Chartered Accountants

Ajay Kumar Sachdeva
Partner
Membership No. : 084302

For and on behalf of the Board of Directors of
GRANULE PROPBUILD PRIVATE LIMITED

Naresh Kumar

Naresh Kumar
Director
DIN-08402436

Reeti Puja Khuttan

Reeti Puja Khuttan
Director
DIN-08595774

Place : New Delhi
Date : 19 May 2021


GRASSROOT PROMOTERS PRIVATE LIMITED
BALANCE SHEET AS AT 31 MARCH 2021
(Amount in rupees, unless otherwise stated)

| | Notes | As at 31 March 2021 | As at 31 March 2020 |
|--|-------|------------------------|------------------------|
| ASSETS | | | |
| Non-current assets | | | |
| Financial assets | | | |
| Investments | 4 | 100,000 | 100,000 |
| Current assets | | | |
| Financial assets | | | |
| Cash and cash equivalents | 5 | 26,240 | 26,889 |
| Total Assets | | 126,240 | 126,889 |
| EQUITY AND LIABILITIES | | | |
| Equity | | | |
| Equity share capital | 6 | 100,000 | 100,000 |
| Other equity | 7 | (247,793) | (236,413) |
| Total equity | | (147,793) | (136,413) |
| LIABILITIES | | | |
| Current liabilities | | | |
| Financial liabilities | | | |
| Trade payables | 8 | - | - |
| -total outstanding dues of micro and small enterprises | | - | - |
| -total outstanding dues other than micro and small enterprises | | 5,902 | 5,902 |
| Other current liabilities | 9 | 268,131 | 257,400 |
| Total liabilities | | 274,033 | 263,302 |
| Total Equity and Liabilities | | 126,240 | 126,889 |
| Summary of significant accounting policies | 3 | | |

The accompanying notes are an integral part of the financial statements.


As per our report of even date


For Rajeev & Ajay
Firm registration No : 009977N
Chartered Accountants


Ajay Kumar Sachdeva
Partner
Membership No: 084302

Place : New Delhi
Date : 19 May 2021

For and on behalf of the Board of Directors of
GRASSROOT PROMOTERS PRIVATE LIMITED


Narendra Singh Patwal
Director
DIN-08129131


Arun Kumar
Director
DIN-08657473

GRASSROOT PROMOTERS PRIVATE LIMITED
STATEMENT OF PROFIT AND LOSS FOR THE YEAR ENDED 31 MARCH 2021
(Amount in rupees, unless otherwise stated)

| Particulars | Notes | 31 March 2021 | 31 March 2020 |
|--|-------|-----------------|-----------------|
| Other income | | - | - |
| Total Income | | - | - |
| EXPENSES | | | |
| Finance costs | 10 | 649 | 649 |
| Other expenses | 11 | 10,731 | 9,548 |
| Total Expenses | | 11,380 | 10,197 |
| (Loss) before tax from continuing operations | | (11,380) | (10,197) |
| Tax expense: | | | |
| Current tax | | - | - |
| (Loss) for the year from continuing operations | | (11,380) | (10,197) |
| Other comprehensive income | | - | - |
| Total other comprehensive income for the year, net of tax | | - | - |
| Total comprehensive (loss) for the year, net of tax | | (11,380) | (10,197) |
| Earnings per equity share: | 12 | | |
| (1) Basic | | (1.14) | (1.02) |
| (2) Diluted | | (1.14) | (1.02) |


Summary of significant accounting policies

3

The accompanying notes are an integral part of the financial statements.


As per our report of even date

For Rajeev & Ajay
Firm registration No : 009977N
Chartered Accountants



Place : New Delhi
Date : 19 May 2021

For and on behalf of the Board of Directors of
GRASSROOT PROMOTERS PRIVATE LIMITED


Narendra Singh Patwal
Director
DIN-08129131


Arun Kumar
Director
DIN-08657473

GRAVEL PROPBUILD PRIVATE LIMITED
BALANCE SHEET AS AT 31 MARCH 2021
(Amount in rupees, unless otherwise stated)

| | Notes | As at 31 March 2021 | As at 31 March 2020 |
|--|-------|------------------------|------------------------|
| ASSETS | | | |
| Current assets | | | |
| Inventories | 4 | 50,713,424 | 50,713,424 |
| Financial assets | | | |
| Cash and cash equivalents | 5 | 21,431 | 10,308 |
| Total Assets | | 50,734,855 | 50,723,732 |
| EQUITY AND LIABILITIES | | | |
| Equity | | | |
| Equity share capital | 6 | 100,000 | 100,000 |
| Other equity | 7 | (406,525) | (393,679) |
| Total equity | | (306,525) | (293,679) |
| LIABILITIES | | | |
| Current liabilities | | | |
| Financial liabilities | | | |
| Trade payables | 8 | - | - |
| -total outstanding dues of micro and small enterprises | | 5,900 | 5,900 |
| -total outstanding dues other than micro and small enterprises | | | |
| Other current liabilities | 9 | 51,035,480 | 51,011,511 |
| Total liabilities | | 51,041,380 | 51,017,411 |
| Total Equity and Liabilities | | 50,734,855 | 50,723,732 |
| Summary of significant accounting policies | 3 | | |

The accompanying notes are an integral part of the financial statements.

As per our report of even date


For Rajeev & Ajay

Firm registration No : 009977N
Chartered Accountants


Ajay Kumar Sachdeva
Partner
Membership No. : 084302

For and on behalf of the Board of Directors of
GRAVEL PROPBUILD PRIVATE LIMITED


Ramesh Khulbe
Director
DIN-07109071


Sushma Sharma
Director
DIN-08657450

Place : New Delhi
Date : 19 May 2021

GRAVEL PROPBUILD PRIVATE LIMITED
STATEMENT OF PROFIT AND LOSS FOR THE YEAR ENDED 31 MARCH 2021
(Amount in rupees, unless otherwise stated)

| Particulars | Notes | 31 March 2021 | 31 March 2020 |
|--|-------|-----------------|------------------|
| Revenue | | - | - |
| Total Income (I) | | - | - |
| EXPENSES | | | |
| Finance costs | 10 | 667 | 664 |
| Other expenses | 11 | 12,179 | 133,636 |
| Total Expenses (II) | | 12,846 | 134,300 |
| (Loss) before tax from continuing operations (I-II) | | (12,846) | (134,300) |
| Tax expense: | | | |
| Current tax | | - | - |
| (Loss) for the year from continuing operations | | (12,846) | (134,300) |
| Other comprehensive income | | - | - |
| Total other comprehensive income for the year, net of tax | | - | - |
| Total comprehensive (loss) for the year, net of tax | | (12,846) | (134,300) |
| Earnings per equity share: | 12 | | |
| (1) Basic | | (1.28) | (13.43) |
| (2) Diluted | | (1.28) | (13.43) |
| Summary of significant accounting policies | 3 | | |

The accompanying notes are an integral part of the financial statements.

As per our report of even date

For Rajeev & Ajay
Firm registration No : 009977N
Chartered Accountants

Ajay Kumar Sachdeva
Partner
Membership No : 084392



For and on behalf of the Board of Directors of
GRAVEL PROPBUILD PRIVATE LIMITED

Ramesh Khulbe
Director
DIN-07109071

Sushma Sharma
Director
DIN-08657450

Place : New Delhi
Date : 19 May 2021

GREBE PROPBUILD PRIVATE LIMITED
BALANCE SHEET AS AT 31 MARCH 2021
(Amount in rupees, unless otherwise stated)

| | Notes | As at 31 March 2021 | As at 31 March 2020 |
|--|-------|------------------------|------------------------|
| ASSETS | | | |
| Current assets | | | |
| Inventories | 4 | 47,828,138 | 47,828,138 |
| Financial assets | | | |
| Cash and cash equivalents | 5 | 25,407 | 23,166 |
| Total Assets | | 47,853,545 | 47,851,304 |
| EQUITY AND LIABILITIES | | | |
| Equity | | | |
| Equity share capital | 6 | 100,000 | 100,000 |
| Other equity | 7 | (365,209) | (352,382) |
| Total equity | | (265,209) | (252,382) |
| LIABILITIES | | | |
| Current liabilities | | | |
| Financial liabilities | | | |
| Trade payables | 8 | - | - |
| -total outstanding dues of micro and small enterprises | | 5,901 | 5,901 |
| -total outstanding dues other than micro and small enterprises | 9 | 48,112,853 | 48,097,785 |
| Other current liabilities | | | |
| Total liabilities | | 48,118,754 | 48,103,686 |
| Total Equity and Liabilities | | 47,853,545 | 47,851,304 |
| Summary of significant accounting policies | 3 | | |

The accompanying notes are an integral part of the financial statements.

As per our report of even date

For Rajeev & Ajay

Firm registration No : 009977N

Chartered Accountants

Ajay Kumar Sachdeva

Partner

Membership No. : 084302



For and on behalf of the Board of Directors of
GREBE PROPBUILD PRIVATE LIMITED

Pankaj Kishore Chaturvedi

Director

DIN-07119298

Vishal Bansal

Director

DIN-08315591

Place : New Delhi

Date : 19 May 2021

GREBE PROPBUILD PRIVATE LIMITED
STATEMENT OF PROFIT AND LOSS FOR THE YEAR ENDED 31 MARCH 2021
(Amount in rupees, unless otherwise stated)

| Particulars | Notes | 31 March 2021 | 31 March 2020 |
|--|-------|-----------------|-----------------|
| Revenue | | - | - |
| Total Income (I) | | - | - |
| EXPENSES | | | |
| Finance costs | 10 | 649 | 654 |
| Other expenses | 11 | 12,178 | 71,136 |
| Total Expenses (II) | | 12,827 | 71,790 |
| (Loss) before tax from continuing operations (I-II) | | (12,827) | (71,790) |
| Tax expense: | | | |
| Current tax | | - | - |
| (Loss) for the year from continuing operations | | (12,827) | (71,790) |
| Other comprehensive income | | - | - |
| Total other comprehensive income for the year, net of tax | | - | - |
| Total comprehensive (loss) for the year, net of tax | | (12,827) | (71,790) |
| Earnings per equity share: | 12 | | |
| (1) Basic | | (1.28) | (7.18) |
| (2) Diluted | | (1.28) | (7.18) |

Summary of significant accounting policies 3

The accompanying notes are an integral part of the financial statements.

As per our report of even date

For Rajeev & Ajay
Firm registration No : 009977N
Chartered Accountants

Ajay Kumar Sachdeva
Partner
Membership No. : 084362



For and on behalf of the Board of Directors of
GREBE PROPBUILD PRIVATE LIMITED

Pankaj Kishore Chaturvedi
Director
DIN-07119298

Kishal Bansal
Director
DIN-08315591

Place : New Delhi
Date : 19 May 2021

GRIDDLE PROPBUILD PRIVATE LIMITED**BALANCE SHEET AS AT 31 MARCH 2021**

(Amount in rupees, unless otherwise stated)

| | Notes | As at 31 March 2021 | As at 31 March 2020 |
|--|-------|------------------------|------------------------|
| ASSETS | | | |
| Current assets | | | |
| Inventories | 4 | 46,704,748 | 46,704,748 |
| Financial assets | | | |
| Cash and cash equivalents | 5 | 21,854 | 24,714 |
| Total Assets | | 46,726,602 | 46,729,462 |
| EQUITY AND LIABILITIES | | | |
| Equity | | | |
| Equity share capital | 6 | 100,000 | 100,000 |
| Other equity | 7 | (304,392) | (291,565) |
| Total equity | | (204,392) | (191,565) |
| LIABILITIES | | | |
| Current liabilities | | | |
| Financial liabilities | | | |
| Trade payables | 8 | - | - |
| -total outstanding dues of micro and small enterprises | | - | - |
| -total outstanding dues other than micro and small enterprises | | 5,901 | 5,901 |
| Other current liabilities | 9 | 46,925,093 | 46,915,126 |
| Total liabilities | | 46,930,994 | 46,921,027 |
| Total Equity and Liabilities | | 46,726,602 | 46,729,462 |
| Summary of significant accounting policies | 3 | | |

The accompanying notes are an integral part of the financial statements.

As per our report of even date

For Rajeev & Ajay

Firm registration No : 009977N

Chartered Accountants

Ajay Kumar Sachdeva

Partner

Membership No. : 011502



For and on behalf of the Board of Directors of

GRIDDLE PROPBUILD PRIVATE LIMITED

Navneet Kaur

Director

DIN-08324165

Pankaj Kishore Chaturvedi

Director

DIN-07119298

Place : New Delhi

Date : 19 May 2021

GRIDDLE PROPBUILD PRIVATE LIMITED
STATEMENT OF PROFIT AND LOSS FOR THE YEAR ENDED 31 MARCH 2021
(Amount in rupees, unless otherwise stated)

| Particulars | Notes | 31 March 2021 | 31 March 2020 |
|--|-----------|-----------------|----------------|
| Revenue | | - | - |
| Total Income (I) | | - | - |
| EXPENSES | | | |
| Finance costs | 10 | 649 | 649 |
| Other expenses | 11 | 12,178 | 8,636 |
| Total Expenses (II) | | 12,827 | 9,285 |
| (Loss) before tax from continuing operations (I-II) | | (12,827) | (9,285) |
| Tax expense: | | | |
| Current tax | | - | - |
| (Loss) for the year from continuing operations | | (12,827) | (9,285) |
| Other Comprehensive Income | | - | - |
| Total other comprehensive income for the year, net of tax | | - | - |
| Total comprehensive (loss) for the year, net of tax | | (12,827) | (9,285) |
| Earnings per equity share: | 12 | | |
| (1) Basic | | (1.28) | (0.93) |
| (2) Diluted | | (1.28) | (0.93) |
| Summary of significant accounting policies | 3 | | |

The accompanying notes are an integral part of the financial statements.

As per our report of even date

For Rajeev & Ajay
Firm registration No : 009977N
Chartered Accountants

Ajay Kumar Sachdeva
Partner
Membership No : 084302



For and on behalf of the Board of Directors of
GRIDDLE PROPBUILD PRIVATE LIMITED

Navneet Kaur
Director
DIN-08324165

Pankaj Kishore Chaturvedi
Director
DIN-07119298

Place : New Delhi
Date : 19 May 2021

GROG PROPBUILD PRIVATE LIMITED
BALANCE SHEET AS AT 31 MARCH 2021
(Amount in rupees, unless otherwise stated)

ASSETS

Current assets

| | |
|---------------------------|--|
| Inventories | |
| Financial assets | |
| Cash and cash equivalents | |
| Other financial assets | |

Total Assets

EQUITY AND LIABILITIES

Equity

| | |
|----------------------|--|
| Equity share capital | |
| Other equity | |
| Total equity | |

LIABILITIES

Current liabilities

| | |
|---|--|
| Financial liabilities | |
| Trade payables | |
| - total outstanding dues of micro and small enterprises | |
| - total outstanding dues other than micro and small enterprises | |
| Other current liabilities | |
| Total liabilities | |

Total Equity and Liabilities

Summary of significant accounting policies

The accompanying notes are an integral part of the financial statements.

As per our report of even date

For Rajeev & Ajay
Firm registration No. 809977N
Chartered Accountants

Ajay Kumar Sachdeva
Partner
Membership No. : 084302

Place : New Delhi
Date : 19 May 2021

| Notes | As at 31 March 2021 | As at 31 March 2020 |
|-------|------------------------|------------------------|
| | | |
| 4 | 55,027,078 | 50,296,785 |
| 5 | 54,903 | 25,092 |
| 6 | 2,182 | 2,182 |
| | 55,084,163 | 50,324,059 |
| | | |
| 7 | 100,000 | 100,000 |
| 8 | (313,251) | (291,999) |
| | (213,251) | (191,999) |
| | | |
| 9 | - | - |
| | 14,325 | 5,900 |
| 10 | 55,283,089 | 50,510,158 |
| | 55,297,414 | 50,516,058 |
| | | |
| | 55,084,163 | 50,324,059 |

For and on behalf of the Board of Directors of
GROG PROPBUILD PRIVATE LIMITED

Bijay Kumar Panda
Director
DIN-08503814

Mitrakant
Director
DIN-08528740

GROG PROPBUILD PRIVATE LIMITED
STATEMENT OF PROFIT AND LOSS FOR THE YEAR ENDED 31 MARCH 2021
(Amount in rupees, unless otherwise stated)

| Particulars | Notes | 31 March 2021 | 31 March 2020 |
|--|-------|-----------------|----------------|
| Revenue | | - | - |
| Total Income (I) | | - | - |
| EXPENSES | | | |
| Finance costs | 11 | 649 | 649 |
| Other expenses | 12 | 20,603 | 8,939 |
| Total Expenses (II) | | 21,252 | 9,588 |
| (Loss) before tax from continuing operations (I-II) | | (21,252) | (9,588) |
| Tax expense: | | | |
| Current tax | | - | - |
| (Loss) for the year from continuing operations | | (21,252) | (9,588) |
| Other comprehensive income | | - | - |
| Total other comprehensive income for the year, net of tax | | - | - |
| Total comprehensive (loss) for the year, net of tax | | (21,252) | (9,588) |
| Earnings per equity share: | 13 | | |
| (1) Basic | | (2.13) | (0.96) |
| (2) Diluted | | (2.13) | (0.96) |
| Summary of significant accounting policies | 3 | | |


The accompanying notes are an integral part of the financial statements.

As per our report of even date

For Rajeev & Ajay
Firm registration No : 009977N
Chartered Accountants


Ajay Kumar Sachdev
Partner
Membership No. : 084302

For and on behalf of the Board of Directors of
GROG PROPBUILD PRIVATE LIMITED


Bijay Kumar Panda
Director
DIN-08503814


Mitrakant
Director
DIN-08528740

Place : New Delhi
Date : 19 May 2021

GROVE PROPBUILD PRIVATE LIMITED
BALANCE SHEET AS AT 31 MARCH 2021
(Amount in Rupees, unless otherwise stated)

| | Notes | As at 31 March 2021 | As at 31 March 2020 |
|--|-------|------------------------|------------------------|
| ASSETS | | | |
| Current assets | | | |
| Inventories | 4 | 2,763,670 | 2,763,670 |
| Financial assets | | | |
| Cash and cash equivalents | 5 | 65,374 | 13,262 |
| Other financial assets | 6 | 26,643,320 | 24,900,780 |
| Other current assets | 7 | - | 1,733,420 |
| | | 29,472,364 | 29,411,132 |
| Total Assets | | 29,472,364 | 29,411,132 |
| EQUITY AND LIABILITIES | | | |
| Equity | | | |
| Equity share capital | 8 | 200,000 | 200,000 |
| Other equity | 9 | 29,251,203 | 29,205,382 |
| Total equity | | 29,451,203 | 29,405,382 |
| LIABILITIES | | | |
| Current liabilities | | | |
| Financial liabilities | | | |
| Trade payables | 10 | - | - |
| -total outstanding dues of micro and small enterprises | | - | - |
| -total outstanding dues other than micro and small enterprises | | 5,750 | 5,750 |
| Provisions | 11 | 15,411 | - |
| Total liabilities | | 21,161 | 5,750 |
| Total Equity and Liabilities | | 29,472,364 | 29,411,132 |
| Summary of significant accounting policies | 3 | | |

The accompanying notes are an integral part of the financial statements.

As per our report of even date

For Rajeev & Ajay

Firm registration No : 009977N

Chartered Accountants

Ajay Kumar Sachdeva

Partner

Membership No. : 084302

Place : New Delhi

Date : 19 May 2021

For and on behalf of the Board of Directors of
GROVE PROPBUILD PRIVATE LIMITED

Narendra Singh Patwal

Director

DIN-08129131

Dhiraj kumar singh

Director

DIN-08375395

GROVE PROPBUILD PRIVATE LIMITED
STATEMENT OF PROFIT AND LOSS FOR THE YEAR ENDED 31 MARCH 2021
(Amount in Rupees, unless otherwise stated)

| Particulars | Notes | 31 March 2021 | 31 March 2020 |
|---|-------|---------------|-----------------|
| Other Income | 12 | 69,340 | - |
| Total Income | | 69,340 | - |
| EXPENSES | | | |
| Finance costs | 13 | 649 | 649 |
| Other expenses | 14 | 7,459 | 20,411 |
| Total Expenses | | 8,108 | 21,060 |
| Profit/(Loss) before tax | | 61,232 | (21,060) |
| Tax expense: | | | |
| Current tax | | 15,411 | - |
| Profit/(Loss) for the year | | 45,821 | (21,060) |
| Other comprehensive income | | - | - |
| Total other comprehensive income for the year, net of tax | | - | - |
| Total comprehensive income/(loss) for the year, net of tax | | 45,821 | (21,060) |
| Earnings per equity share: | 15 | | |
| (1) Basic | | 2.29 | (1.05) |
| (2) Diluted | | 2.29 | (1.05) |
| Summary of significant accounting policies | 3 | | |

The accompanying notes are an integral part of the financial statements.

As per our report of even date

For Rajeev & Ajay
Firm registration No : 009977N
Chartered Accountants

Ajay Kumar Sachdeva
Partner
Membership No. : 084302



For and on behalf of the Board of Directors of
GROVE PROPBUILD PRIVATE LIMITED

Narendra Singh Patwal
Director
DIN-08129131

Dhiraj Kumar Singh
Director
DIN-08375395

Place : New Delhi
Date : 19 May 2021


GRUNGE PROPBUILD PRIVATE LIMITED
BALANCE SHEET AS AT 31 MARCH 2021
(Amount in Rupees, unless otherwise stated)

| | Notes | As at 31 March 2021 | As at 31 March 2020 |
|--|-------|------------------------|------------------------|
| ASSETS | | | |
| Current assets | | | |
| Inventories | 4 | 38,210,859 | 39,176,643 |
| Financial assets | | | |
| Cash and cash equivalents | 5 | 69,515 | 13,794 |
| Other financial assets | 6 | 49,862,697 | 41,311,060 |
| Other current assets | 7 | - | 7,409,971 |
| | | 88,143,071 | 87,911,468 |
| Total Assets | | 88,143,071 | 87,911,468 |
| EQUITY AND LIABILITIES | | | |
| Equity | | | |
| Equity share capital | 8 | 200,000 | 200,000 |
| Other equity | 9 | 87,921,535 | 87,705,568 |
| Total equity | | 88,121,535 | 87,905,568 |
| LIABILITIES | | | |
| Current liabilities | | | |
| Financial liabilities | | | |
| Trade payables | 10 | - | - |
| -total outstanding dues of micro and small enterprises | | - | - |
| -total outstanding dues other than micro and small enterprises | | 5,900 | 5,900 |
| Provisions | 11 | 15,636 | - |
| Total liabilities | | 21,536 | 5,900 |
| Total Equity and Liabilities | | 88,143,071 | 87,911,468 |
| Summary of significant accounting policies | 3 | | |


The accompanying notes are an integral part of the financial statements.

As per our report of even date

For Rajeev & Ajay
Firm registration No : 009977N
Chartered Accountants?


Ajay Kumar Sachdeva
Partner
Membership No.: 084302

For and on behalf of the Board of Directors of
GRUNGE PROPBUILD PRIVATE LIMITED


Narendra Singh Patwal **Vivek Singh**
Director Director
DIN-08129131 DIN-03466774

Place : New Delhi
Date : 19 May 2021

GRUNGE PROPBUILD PRIVATE LIMITED
STATEMENT OF PROFIT AND LOSS FOR THE YEAR ENDED 31 MARCH 2021
(Amount in Rupees, unless otherwise stated)

| Particulars | Notes | 31 March 2021 | 31 March 2020 |
|--|-------|----------------|-----------------|
| Other Income | 12 | 296,399 | - |
| Total Income (I) | | 296,399 | - |
| EXPENSES | | | |
| Finance costs | 13 | 649 | 649 |
| Other expenses | 14 | 7,147 | 34,464 |
| Total Expenses (II) | | 7,796 | 35,113 |
| (Profit)/Loss before tax from continuing operations (I-II) | | 288,603 | (35,113) |
| Tax expense: | | | |
| Current Tax | | 72,636 | - |
| (Profit)/Loss for the year from continuing operations | | 215,967 | (35,113) |
| Other Comprehensive Income | | - | - |
| Total other comprehensive income for the year, net of tax | | - | - |
| Total comprehensive (income)/loss for the year, net of tax | | 215,967 | (35,113) |
| Earnings per equity share (computed on the basis of profit/(loss) for the year): | 15 | | |
| (1) Basic | | 10.80 | (1.76) |
| (2) Diluted | | 10.80 | (1.76) |


Summary of significant accounting policies 3

The accompanying notes are an integral part of the financial statements.

As per our report of even date

For Rajeev & Ajay
Firm registration No. 009977N
Chartered Accountants

Ajay Kumar Sachdeva
Partner
Membership No. 084302



For and on behalf of the Board of Directors of
GRUNGE PROPBUILD PRIVATE LIMITED

Narendra Singh Patwal
Director
DIN-08129131

Vivek Singh
Director
DIN-03466774

(Handwritten signatures of Narendra Singh Patwal and Vivek Singh)

Place : New Delhi
Date : 19 May 2021

GUFFAW PROPBUILD PRIVATE LIMITED
BALANCE SHEET AS AT 31 MARCH 2021
(Amount in Rupees, unless otherwise stated)

| | Notes | As at 31 March 2021 | As at 31 March 2020 |
|---|-------|------------------------|------------------------|
| ASSETS | | | |
| Current assets | | | |
| Inventories | 4 | 39,852,068 | 39,852,068 |
| Financial assets | | | |
| Cash and cash equivalents | 5 | 24,180 | 24,940 |
| Total Assets | | 39,876,248 | 39,877,008 |
| EQUITY AND LIABILITIES | | | |
| Equity | | | |
| Equity share capital | 6 | 100,000 | 100,000 |
| Other equity | 7 | (397,342) | (384,514) |
| Total equity | | (297,342) | (284,514) |
| LIABILITIES | | | |
| Current liabilities | | | |
| Financial liabilities | | | |
| Trade payables | 8 | 5,900 | 5,900 |
| Other current liabilities | 9 | 40,167,690 | 40,155,622 |
| Total liabilities | | 40,173,590 | 40,161,522 |
| Total Equity and Liabilities | | 39,876,248 | 39,877,008 |
| Summary of significant accounting policies | 3 | | |

The accompanying notes are an integral part of the financial statements.

As per our report of even date

For Rajeev & Ajay
Firm registration No. 009977N
Chartered Accountants


Ajay Kumar Sachdeva
Partner
Membership No. 084302

For and on behalf of the Board of Directors of
GUFFAW PROPBUILD PRIVATE LIMITED


Satish Kumar Goyal
Director
DIN-06520570


Bijay Kumar Panda
Director
DIN-08503814

Place : New Delhi
Date : 19 May 2021

GUFFAW PROPBUILD PRIVATE LIMITED
STATEMENT OF PROFIT AND LOSS FOR THE YEAR ENDED 31 MARCH 2021
(Amount in Rupees, unless otherwise stated)

| Particulars | Notes | 31 March 2021 | 31 March 2020 |
|--|-------|-----------------|-----------------|
| Revenue | | - | - |
| Total Income (I) | | - | - |
| EXPENSES | | | |
| Finance costs | 10 | 649 | 2,065 |
| Other expenses | 11 | 12,179 | 8,930 |
| Total Expenses (II) | | 12,828 | 10,995 |
| Profit/(Loss) before tax from continuing operations (I-II) | | (12,828) | (10,995) |
| Tax expense: | | | |
| Current Tax | | - | - |
| Profit/(Loss) for the year from continuing operations | | (12,828) | (10,995) |
| Other Comprehensive Income | | - | - |
| Total other comprehensive income for the year, net of tax | | - | - |
| Total comprehensive income/(loss) for the year, net of tax | | (12,828) | (10,995) |
| Earnings per equity share (computed on the basis of profit/(loss) for the year): | 12 | | |
| (1) Basic | | (1.28) | (1.10) |
| (2) Diluted | | (1.28) | (1.10) |
| Summary of significant accounting policies | 3 | | |


The accompanying notes are an integral part of the financial statements.


As per our report of even date

For Rajeev & Ajay
Firm registration No : 009977N
Chartered Accountants


Ajay Kumar Sachdeva
Partner
Membership No. 0084862

For and on behalf of the Board of Directors of
GUFFAW PROPBUILD PRIVATE LIMITED


Satish Kumar Goyal
Director
DIN-06520570


Bijay Kumar Panda
Director
DIN-08503814

Place : New Delhi
Date : 19 May 2021

GULL PROPBUILD PRIVATE LIMITED
BALANCE SHEET AS AT 31 MARCH 2021
(Amount in rupees, unless otherwise stated)

| | Notes | As at 31 March 2021 | As at 31 March 2020 |
|--|-------|------------------------|------------------------|
| ASSETS | | | |
| Current assets | | | |
| Inventories | 4 | 11,303,694 | 11,284,250 |
| Financial assets | | | |
| Cash and cash equivalents | 5 | 24,827 | 25,137 |
| Total Assets | | 11,328,521 | 11,309,387 |
| EQUITY AND LIABILITIES | | | |
| Equity | | | |
| Equity share capital | 6 | 100,000 | 100,000 |
| Other equity | 7 | (232,837) | (222,681) |
| Total equity | | (132,837) | (122,681) |
| LIABILITIES | | | |
| Current liabilities | | | |
| Financial liabilities | | | |
| Trade payables | 8 | | |
| -total outstanding dues of micro and small enterprises | | 528 | - |
| -total outstanding dues other than micro and small enterprises | | 5,900 | 5,900 |
| Other current liabilities | 9 | 11,454,930 | 11,426,168 |
| Total liabilities | | 11,461,358 | 11,432,068 |
| Total Equity and Liabilities | | 11,328,521 | 11,309,387 |
| Summary of significant accounting policies | 3 | | |

The accompanying notes are an integral part of the financial statements.

As per our report of even date

For Rajeev & Ajay
Firm registration No : 009977N
Chartered Accountants

Ajay Kumar Sachdeva
Partner
Membership No. : 084302



For and on behalf of the Board of Directors of
GULL PROPBUILD PRIVATE LIMITED

Vijay Garg
Vijay Garg
Director
DIN-08129147

Tapan Kumar Barik
Tapan Kumar Barik
Director
DIN-08455171

Place : New Delhi
Date : 19 May 2021

GULL PROPBUILD PRIVATE LIMITED
STATEMENT OF PROFIT AND LOSS FOR THE YEAR ENDED 31 MARCH 2021
(Amount in rupees, unless otherwise stated)

| Particulars | Notes | 31 March 2021 | 31 March 2020 |
|--|-------|-----------------|----------------|
| Revenue | | - | - |
| Total Income (I) | | - | - |
| EXPENSES | | | |
| Finance costs | 10 | 649 | 649 |
| Other expenses | 11 | 9,507 | 8,930 |
| Total Expenses (II) | | 10,156 | 9,579 |
| (Loss) before tax from continuing operations (I-II) | | (10,156) | (9,579) |
| Tax expense: | | | |
| Current tax | | - | - |
| (Loss) for the year from continuing operations | | (10,156) | (9,579) |
| Other comprehensive income | | - | - |
| Total other comprehensive income for the year, net of tax | | - | - |
| Total comprehensive (loss) for the year, net of tax | | (10,156) | (9,579) |
| Earnings per equity share: | 12 | | |
| (1) Basic | | (0.10) | (0.10) |
| (2) Diluted | | (0.10) | (0.10) |
| Summary of significant accounting policies | 3 | | |

The accompanying notes are an integral part of the financial statements.

As per our report of even date

For Rajeev & Ajay

Firm registration No : 009977N
Chartered Accountants

Ajay Kumar Sachdev
Partner
Membership No. : 084302



For and on behalf of the Board of Directors of
GULL PROPBUILD PRIVATE LIMITED

Vijay Garg
Director
DIN-08129147

Tapan Kumar Barik
Tapan Kumar Barik
Director
DIN-08455171

Place : New Delhi
Date : 19 May 2021

GURKUL PROMOTERS PRIVATE LIMITED
BALANCE SHEET AS AT 31 MARCH 2021
(Amount in rupees, unless otherwise stated)

ASSETS

Current assets

Inventories

Financial assets

Cash and cash equivalents

Total Assets

| Notes | As at | As at |
|-------|--------------------|--------------------|
| | 31 March 2021 | 31 March 2020 |
| 4 | 198,508,220 | 198,508,220 |
| 5 | 21,336 | 19,195 |
| | 198,529,556 | 198,527,415 |

EQUITY AND LIABILITIES

Equity

Equity share capital

Other equity

Total equity

| | | |
|---|------------------|------------------|
| 6 | 100,000 | 100,000 |
| 7 | (812,182) | (799,267) |
| | (712,182) | (699,267) |

LIABILITIES

Current liabilities

Financial liabilities

Trade payables

-total outstanding dues of micro and small enterprises

-total outstanding dues other than micro and small enterprises

Other current liabilities

Total liabilities

| | | |
|---|--------------------|--------------------|
| 8 | - | - |
| | 5,900 | 5,900 |
| 9 | 199,235,838 | 199,220,782 |
| | 199,241,738 | 199,226,682 |

Total Equity and Liabilities

| | |
|--------------------|--------------------|
| 198,529,556 | 198,527,415 |
|--------------------|--------------------|

Summary of significant accounting policies

3

The accompanying notes are an integral part of the financial statements.

As per our report of even date

For NAVRATN & CO LLP

Firm Reg. No.: N500107

Chartered Accountants

Navneet

Navneet Mittal

Partner

Membership No.: 095371



For and on behalf of the Board of Directors of
GURKUL PROMOTERS PRIVATE LIMITED

Navneet

Navneet Kaur

Director

DIN-08324165

g

Wzho.

Niranjan Kumar Jha

Director

DIN-08376638

Place : Gurugram

Date : 19 May 2021

GURKUL PROMOTERS PRIVATE LIMITED
STATEMENT OF PROFIT AND LOSS FOR THE YEAR ENDED 31 MARCH 2021
(Amount in rupees, unless otherwise stated)

| Particulars | Notes | 31 March 2021 | 31 March 2020 |
|---|-------|-----------------|-----------------|
| Revenue | | - | - |
| Total Income | | - | - |
| EXPENSES | | | |
| Finance costs | 10 | 649 | 649 |
| Other expenses | 11 | 12,266 | 10,921 |
| Total Expenses | | 12,915 | 11,570 |
| (Loss) before tax from continuing operations | | (12,915) | (11,570) |
| Tax expense: | | | |
| Current tax | | - | - |
| (Loss) for the year from continuing operations | | (12,915) | (11,570) |
| Other comprehensive income | | - | - |
| Total other comprehensive income for the year, net of tax | | - | - |
| Total comprehensive income/(loss) for the year, net of tax | | (12,915) | (11,570) |
| Earnings per equity share: | 12 | | |
| Basic (Rs.) | | (1.29) | (1.16) |
| Diluted (Rs.) | | (1.29) | (1.16) |

Summary of significant accounting policies

3

The accompanying notes are an integral part of the financial statements.

As per our report of even date

For NAVRATN & COLL
Firm Reg. No.: N500107
Chartered Accountants


Nitish Mittal
Partner
Membership No.: 095371



For and on behalf of the Board of Directors of
GURKUL PROMOTERS PRIVATE LIMITED


Navneet Kaur
Director
DIN-08324165


Niranjana Kumar Jha
Director
DIN-08376638

Place : Gurugram
Date : 19 May 2021

Guru Rakha Projects Private Limited
BALANCE SHEET AS AT 31 MARCH 2021
(Amount in Rupees, unless otherwise stated)

| | Notes | 31 March 2021 | 31 March 2020 |
|--|-------|------------------|------------------|
| ASSETS | | | |
| Current assets | | | |
| Financial assets | | | |
| Cash and cash equivalents | 4 | 28,797 | 33,839 |
| Total assets | | 28,797 | 33,839 |
| EQUITY AND LIABILITIES | | | |
| Equity | | | |
| Equity share capital | 5 | 150,000 | 150,000 |
| Other equity | 6 | (1,093,998) | (1,073,770) |
| Total equity | | (943,998) | (923,770) |
| LIABILITIES | | | |
| Current liabilities | | | |
| Financial liabilities | | | |
| Trade payables | 7 | - | - |
| -total outstanding dues of micro and small enterprises | | - | - |
| -total outstanding dues other than micro and small enterprises | | 5,900 | 5,900 |
| Other current liabilities | 8 | 966,895 | 951,709 |
| Total liabilities | | 972,795 | 957,609 |
| Total equity and liabilities | | 28,797 | 33,839 |

Summary of significant accounting policies

3

The accompanying notes are an integral part of the financial statements.

As per our report of even date

For NAVRATN & CO LLP

Firm Reg. No.: N500107

Chartered Accountants

Nirish Mittal

Partner

Membership No.: 095371



For and on behalf of the Board of Directors of

Guru Rakha Projects Private Limited

Dhiraj Kumar Singh

Director

DIN-08375395

Manish Kumar

Director

DIN-08376582

Place : Gurugram

Date : 19 May 2021

[Handwritten signature]

Guru Rakha Projects Private Limited

STATEMENT OF PROFIT AND LOSS FOR THE YEAR ENDED 31 MARCH 2021

(Amount in Rupees, unless otherwise stated)

| Particulars | Notes | 31 March 2021 | 31 March 2020 |
|---|-------|-----------------|-----------------|
| Revenue from operations | | - | - |
| Total Income | | - | - |
| EXPENSES | | | |
| Finance costs | 9 | 672 | 649 |
| Other expenses | 10 | 19,556 | 93,918 |
| Total Expenses | | 20,228 | 94,567 |
| (Loss) before tax | | (20,228) | (94,567) |
| Tax expense: | | | |
| Current tax | | - | - |
| (Loss) for the year | | (20,228) | (94,567) |
| Other comprehensive income/(loss) | | - | - |
| Total other comprehensive income/(loss) for the year, net of tax | | - | - |
| Total comprehensive income/(loss) for the year, net of tax | | (20,228) | (94,567) |
| Earnings per equity share: | 11 | | |
| Basic (Rs.) | | (1.35) | (6.30) |
| Diluted (Rs.) | | (1.35) | (6.30) |
| Summary of significant accounting policies | 3 | | |

The accompanying notes are an integral part of the financial statements.

As per our report of even date

For NAVRATN & CO LLP

Firm Reg. No.: N500107

Chartered Accountants

Nirish Mittal

Partner

Membership No.: 095371



For and on behalf of the Board of Directors of

Guru Rakha Projects Private Limited

Dhiraj Kumar Singh

Director

DIN-08375395

Manish Kumar

Director

DIN-08376582

Place : Gurugram

Date : 19 May 2021

GYAN JYOTI ESTATES PRIVATE LIMITED
BALANCE SHEET AS AT 31 MARCH 2021
(Amount in Rupees, unless otherwise stated)

| | Notes | As at 31 March 2021 | As at 31 March 2020 |
|--|-------|------------------------|------------------------|
| ASSETS | | | |
| Current assets | | | |
| Inventories | 4 | 156,919,742 | 156,919,742 |
| Financial assets | | | |
| Cash and cash equivalents | 5 | 23,576 | 24,225 |
| Other financial assets | 6 | 4,997,538 | 4,997,538 |
| Other current assets | 7 | 2,315 | 2,315 |
| Total Assets | | 161,943,171 | 161,943,820 |
| EQUITY AND LIABILITIES | | | |
| Equity | | | |
| Equity share capital | 8 | 100,000 | 100,000 |
| Other equity | 9 | 1,657,001 | 1,668,382 |
| Total equity | | 1,757,001 | 1,768,382 |
| LIABILITIES | | | |
| Current liabilities | | | |
| Financial liabilities | | | |
| Trade payables | 10 | 5,900 | 5,900 |
| -total outstanding dues of micro and small enterprises | | | |
| -total outstanding dues other than micro and small enterprises | | | |
| Other current liabilities | 11 | 160,180,270 | 160,169,538 |
| Total liabilities | | 160,186,170 | 160,175,438 |
| Total Equity and Liabilities | | 161,943,171 | 161,943,820 |
| Summary of significant accounting policies | 3 | | |

The accompanying notes are an integral part of the financial statements.

As per our report of even date

For Rajeev & Ajay

Firm registration No. : 084302

Chartered Accountants

Ajay Kumar Sachdeva

Partner

Membership No. : 084302



For and on behalf of the Board of Directors of

GYAN JYOTI ESTATES PRIVATE LIMITED

Shishir Lal

Director

DIN- 02210170

Tapan Kumar Barik

Tapan Kumar Barik

Director

DIN- 08455171

Place : New Delhi

Date : 19 May 2021

GYAN JYOTI ESTATES PRIVATE LIMITED
STATEMENT OF PROFIT AND LOSS FOR THE YEAR ENDED 31 MARCH 2021
(Amount in Rupees, unless otherwise stated)

| Particulars | Notes | 31 March 2021 | 31 March 2020 |
|--|-------|---------------|---------------|
| Revenue | | - | - |
| Total Income (I) | | - | - |
| EXPENSES | | | |
| Finance costs | 12 | 649 | 649 |
| Other expenses | 13 | 10,732 | 9,536 |
| Total Expenses (II) | | 11,381 | 10,185 |
| Profit/(Loss) before tax from continuing operations (I-II) | | (11,381) | (10,185) |
| Tax expense: | | | |
| Current Tax | | - | - |
| Profit/(Loss) for the year from continuing operations | | (11,381) | (10,185) |
| Other Comprehensive Income | | - | - |
| Total other comprehensive income for the year, net of tax | | - | - |
| Total comprehensive income/(loss) for the year, net of tax | | (11,381) | (10,185) |
| Earnings per equity share (computed on the basis of profit/(loss) for the year): | 14 | | |
| (1) Basic | | (1.14) | (1.02) |
| (2) Diluted | | (1.14) | (1.02) |

Summary of significant accounting policies 3

The accompanying notes are an integral part of the financial statements.

As per our report of even date

For Rajeev & Ajay

Firm registration No : 009927N
Chartered Accountants

(Signature)

Ajay Kumar Sachdeva
Partner
Membership No. : 084302



For and on behalf of the Board of Directors of
GYAN JYOTI ESTATES PRIVATE LIMITED

(Signature)
Shishir Lal
Director
DIN- 02210170

(Signature)
Tapan Kumar Barik
Director
DIN- 08455171

Place : New Delhi
Date : 19 May 2021

GYAN KUNJ ESTATES PRIVATE LIMITED
BALANCE SHEET AS AT 31 MARCH 2021
(Amount in rupees, unless otherwise stated)

| | Notes | As at 31 March 2021 | As at 31 March 2020 |
|--|-------|------------------------|------------------------|
| ASSETS | | | |
| Current assets | | | |
| Inventories | 4 | 54,015,458 | 54,015,458 |
| Financial assets | | | |
| Cash and cash equivalents | 5 | 22,473 | 25,332 |
| Other current assets | 6 | 1,320 | 1,320 |
| Total Assets | | 54,039,251 | 54,042,110 |
| EQUITY AND LIABILITIES | | | |
| Equity | | | |
| Equity share capital | 7 | 100,000 | 100,000 |
| Other equity | 8 | (127,362) | (114,445) |
| Total equity | | (27,362) | (14,445) |
| LIABILITIES | | | |
| Current liabilities | | | |
| Financial liabilities | | | |
| Trade payables | 9 | - | - |
| -total outstanding dues of micro and small enterprises | | - | - |
| -total outstanding dues other than micro and small enterprises | | 5,900 | 5,900 |
| Other current liabilities | 10 | 54,060,713 | 54,050,655 |
| Total liabilities | | 54,066,613 | 54,056,555 |
| Total Equity and Liabilities | | 54,039,251 | 54,042,110 |


Summary of significant accounting policies 3

The accompanying notes are an integral part of the financial statements.

As per our report of even date

For Rajeev & Ajay
Firm registration No : 009977N
Chartered Accountants

Ajay Kumar Sachdeva
Partner
Membership No.: 084302



For and on behalf of the Board of Directors of
GYAN KUNJ ESTATES PRIVATE LIMITED

Tapan Kumar Barik Jitesh Sharma
Director Director
DIN-08455171 DIN-08428478

Place : New Delhi
Date : 19 May 2021

GYAN KUNJ ESTATES PRIVATE LIMITED
STATEMENT OF PROFIT AND LOSS FOR THE YEAR ENDED 31 MARCH 2021
(Amount in rupees, unless otherwise stated)

| Particulars | Notes | 31 March 2021 | 31 March 2020 |
|--|-------|-----------------|----------------|
| Revenue | | - | - |
| Total Income (I) | | - | - |
| EXPENSES | | | |
| Finance costs | 11 | 649 | 649 |
| Other expenses | 12 | 12,268 | 6,708 |
| Total Expenses (II) | | 12,917 | 7,357 |
| (Loss) before tax from continuing operations (I-II) | | (12,917) | (7,357) |
| Tax expense: | | | |
| Current tax | | - | - |
| (Loss) for the year from continuing operations | | (12,917) | (7,357) |
| Other comprehensive income | | - | - |
| Total other comprehensive income for the year, net of tax | | - | - |
| Total comprehensive (loss) for the year, net of tax | | (12,917) | (7,357) |
| Earnings per equity share: | 13 | | |
| (1) Basic | | (1.29) | (0.74) |
| (2) Diluted | | (1.29) | (0.74) |
| Summary of significant accounting policies | 3 | | |

The accompanying notes are an integral part of the financial statements.

As per our report of even date

For Rajeev & Ajay
Firm registration No.: 009977N
Chartered Accountants


Ajay Kumar Sachdeva
Partner
Membership No.: 084302

For and on behalf of the Board of Directors of
GYAN KUNJ ESTATES PRIVATE LIMITED



Tapan Kumar Barik
Director
DIN-08455171



Jitesh Sharma
Director
DIN-08428478

Place : New Delhi
Date : 19 May 2021

GYANKUNJ CONSTRUCTIONS PRIVATE LIMITED
BALANCE SHEET AS AT 31 MARCH 2021
(Amount in rupees, unless otherwise stated)

| | Notes | As at 31 March 2021 | As at 31 March 2020 |
|--|-------|------------------------|------------------------|
| ASSETS | | | |
| Non-current assets | | | |
| Financial Assets | | | |
| Investments | 4 | 100,000 | 100,000 |
| Total non-current assets | | 100,000 | 100,000 |
| Current assets | | | |
| Inventories | 5 | 89,900,375 | 89,900,375 |
| Financial assets | | | |
| Cash and cash equivalents | 6 | 24,395 | 10,044 |
| Other financial assets | 7 | 287,605 | 287,605 |
| Total current assets | | 90,212,375 | 90,198,024 |
| Total assets | | 90,312,375 | 90,298,024 |
| EQUITY AND LIABILITIES | | | |
| Equity | | | |
| Equity share capital | 8 | 100,000 | 100,000 |
| Other equity | 9 | 1,601,893 | 1,613,272 |
| Total equity | | 1,701,893 | 1,713,272 |
| LIABILITIES | | | |
| Current liabilities | | | |
| Financial liabilities | | | |
| Trade payables | 10 | - | - |
| -total outstanding dues of micro and small enterprises | | - | - |
| -total outstanding dues other than micro and small enterprises | | 5,900 | 5,900 |
| Other current liabilities | 11 | 88,603,882 | 88,578,152 |
| Provisions | 12 | 700 | 700 |
| Total liabilities | | 88,610,482 | 88,584,752 |
| Total equity and liabilities | | 90,312,375 | 90,298,024 |
| Summary of significant accounting policies | 3 | | |

The accompanying notes are an integral part of the financial statements.

As per our report of even date

For NAVRATN & CO LLP
Firm Reg. No.: N500107
Chartered Accountants

Nitish Mittal
Nitish Mittal
Partner
Membership No.: 095371



For and on behalf of the Board of Directors of
GYANKUNJ CONSTRUCTIONS PRIVATE LIMITED

Shishir Lal
Shishir Lal
Director
DIN-02210170

Tapan Kumar Barik
Tapan Kumar Barik
Director
DIN-08455171

Place : Gurugram
Date : 19 May 2021

7

GYANKUNJ CONSTRUCTIONS PRIVATE LIMITED
STATEMENT OF PROFIT AND LOSS FOR THE YEAR ENDED 31 MARCH 2021
(Amount in rupees, unless otherwise stated)

| Particulars | Notes | 31 March 2021 | 31 March 2020 |
|---|-------|-----------------|-----------------|
| Revenue | | - | - |
| Total Income | | - | - |
| EXPENSES | | | |
| Finance costs | 13 | 649 | 2,065 |
| Other expenses | 14 | 10,730 | 12,792 |
| Total Expenses | | 11,379 | 14,857 |
| (Loss) before tax from continuing operations | | (11,379) | (14,857) |
| Tax expense: | | | |
| Current tax | | - | - |
| (Loss) for the year from continuing operations | | (11,379) | (14,857) |
| Other comprehensive income | | - | - |
| Total other comprehensive income for the year, net of tax | | - | - |
| Total comprehensive income/(loss) for the year, net of tax | | (11,379) | (14,857) |
| Earnings per equity share: | 15 | | |
| Basic (Rs.) | | (1.14) | (1.49) |
| Diluted (Rs.) | | (1.14) | (1.49) |

Summary of significant accounting policies

3

The accompanying notes are an integral part of the financial statements.

As per our report of even date

For N A V R A T N & C O L L P

Firm Reg. No.: N500107

Chartered Accountants

(Signature)

Neelish Mittal

Partner

Membership No.: 095371



For and on behalf of the Board of Directors of
GYANKUNJ CONSTRUCTIONS PRIVATE LIMITED

(Signature)

Shishir Lal

Director

DIN-02210170

(Signature)

Tapan Kumar Barik

Director

DIN-08455171

Place : Gurugram

Date : 19 May 2021

HADDOCK PROPBUILD PRIVATE LIMITED
BALANCE SHEET AS AT 31 MARCH 2021
(Amount in rupees, unless otherwise stated)

| | | As at 31 March 2021 | As at 31 March 2020 |
|--|----|------------------------|------------------------|
| ASSETS | | | |
| Current assets | | | |
| Inventories | 4 | 18,981,628 | 18,981,628 |
| Financial assets | | | |
| Cash and cash equivalents | 5 | 22,741 | 20,390 |
| Other financial assets | 6 | 11,634,899 | 11,634,899 |
| Other current assets | 7 | 341,286 | 341,286 |
| Total assets | | 30,980,554 | 30,978,203 |
| EQUITY AND LIABILITIES | | | |
| Equity | | | |
| Equity share capital | 8 | 100,000 | 100,000 |
| Other equity | 9 | (969,231) | (959,076) |
| Total equity | | (869,231) | (859,076) |
| LIABILITIES | | | |
| Current liabilities | | | |
| Financial liabilities | | | |
| Trade payables | 10 | - | - |
| -total outstanding dues of micro and small enterprises | | 5,899 | 5,899 |
| -total outstanding dues other than micro and small enterprises | | | |
| Other current liabilities | 11 | 31,843,886 | 31,831,380 |
| Total liabilities | | 31,849,785 | 31,837,279 |
| Total equity and liabilities | | 30,980,554 | 30,978,203 |
| Summary of significant accounting policies | 3 | | |

The accompanying notes are an integral part of the financial statements.

As per our report of even date

For NAVRATN & CO LLP

Firm Reg. No.: N500107

Chartered Accountants

Nish Mittal

Partner

Membership No.: 095371



Place : Gurugram

Date : 19 May 2021

For and on behalf of the Board of Directors of

HADDOCK PROPBUILD PRIVATE LIMITED

Shagun Kapoor

Director

DIN-09074181

Tapan Kumar Barik

Tapan Kumar Barik

Director

DIN-08455171

HADDOCK PROPBUILD PRIVATE LIMITED
STATEMENT OF PROFIT AND LOSS FOR THE YEAR ENDED 31 MARCH 2021
(Amount in rupees, unless otherwise stated)

| Particulars | Notes | 31 March 2021 | 31 March 2020 |
|--|-------|-----------------|----------------|
| Revenue from operations | 12 | - | 7,900 |
| Total Income | | - | 7,900 |
| EXPENSES | | | |
| Finance costs | 13 | 649 | 650 |
| Other expenses | 14 | 9,506 | 13,772 |
| Total Expenses | | 10,155 | 14,422 |
| (Loss) before tax from continuing operations | | (10,155) | (6,522) |
| Tax expense: | | | |
| Current tax | | - | - |
| (Loss) for the year from continuing operations | | (10,155) | (6,522) |
| Other comprehensive income | | - | - |
| Total other comprehensive income for the year, net of tax | | - | - |
| Total comprehensive (loss) for the year, net of tax | | (10,155) | (6,522) |
| Earnings per equity share: | 15 | | |
| Basic (Rs.) | | (1.02) | (0.65) |
| Diluted (Rs.) | | (1.02) | (0.65) |

Summary of significant accounting policies 3

The accompanying notes are an integral part of the financial statements.

As per our report of even date

For **NAV RATN & CO LLP**

Firm Reg. No.: N500107

Chartered Accountants


Nitish Mittal


Partner

Membership No.: 095371



For and on behalf of the Board of Directors of

HADDOCK PROPBUILD PRIVATE LIMITED


Shagun Kapoor

Director

DIN-09074181


Tapan Kumar Barik

Director

DIN-08455171

Place : Gurugram

Date : 19 May 2021

HAFT PROPBUILD PRIVATE LIMITED
BALANCE SHEET AS AT 31 MARCH 2021
(Amount in rupees, unless otherwise stated)

| | Notes | As at 31 March 2021 | As at 31 March 2020 |
|--|-------|------------------------|------------------------|
| ASSETS | | | |
| Current assets | | | |
| Inventories | 4 | 11,212,032 | 11,212,032 |
| Financial assets | | | |
| Cash and cash equivalents | 5 | 21,603 | 24,462 |
| Other current assets | 6 | 185,394 | 185,394 |
| Total Assets | | 11,419,029 | 11,421,888 |
| EQUITY AND LIABILITIES | | | |
| Equity | | | |
| Equity share capital | 7 | 100,000 | 100,000 |
| Other equity | 8 | (295,273) | (282,445) |
| Total equity | | (195,273) | (182,445) |
| LIABILITIES | | | |
| Current liabilities | | | |
| Financial liabilities | | | |
| Trade payables | 9 | - | - |
| -total outstanding dues of micro and small enterprises | | - | - |
| -total outstanding dues other than micro and small enterprises | | 5,900 | 5,900 |
| Other current liabilities | 10 | 11,608,402 | 11,598,433 |
| Total liabilities | | 11,614,302 | 11,604,333 |
| Total Equity and Liabilities | | 11,419,029 | 11,421,888 |

Summary of significant accounting policies


3

The accompanying notes are an integral part of the financial statements.

As per our report of even date

For Rajeev & Ajay
Firm registration No : 009977N
Chartered Accountants

Ajay Kumar Sachdeva
Partner
Membership No. : 084302



For and on behalf of the Board of Directors of
HAFT PROPBUILD PRIVATE LIMITED

Manish Kumar Bhansali
Manish Kumar Bhansali
Director
DIN-06583437

Tapan Kumar Barik
Tapan Kumar Barik
Director
DIN-08455171

Place : New Delhi
Date : 19 May 2021

HAFT PROPBUILD PRIVATE LIMITED
STATEMENT OF PROFIT AND LOSS FOR THE YEAR ENDED 31 MARCH 2021
(Amount in rupees, unless otherwise stated)

| Particulars | Notes | 31 March 2021 | 31 March 2020 |
|--|-------|-----------------|-----------------|
| Revenue | | - | - |
| Total Income (I) | | - | - |
| EXPENSES | | | |
| Finance costs | 11 | 649 | 649 |
| Other expenses | 12 | 12,179 | 10,430 |
| Total Expenses (II) | | 12,828 | 11,079 |
| (Loss) before tax from continuing operations (I-II) | | (12,828) | (11,079) |
| Tax expense: | | | |
| Current tax | | - | - |
| (Loss) for the year from continuing operations | | (12,828) | (11,079) |
| Other comprehensive income | | - | - |
| Total other comprehensive income for the year, net of tax | | - | - |
| Total comprehensive (loss) for the year, net of tax | | (12,828) | (11,079) |
| Earnings per equity share: | 13 | | |
| (1) Basic | | (1.28) | (1.11) |
| (2) Diluted | | (1.28) | (1.11) |

Summary of significant accounting policies

3

The accompanying notes are an integral part of the financial statements.

As per our report of even date

For Rajeev & Ajay
Firm registration No. : 009977N
Chartered Accountants

Ajay Kumar Sachdev
Partner
Membership No. : 084302

For and on behalf of the Board of Directors of
HAFT PROPBUILD PRIVATE LIMITED

Manish Kumar Bhansali
Manish Kumar Bhansali
Director
DIN-06583437

Tapan Kumar Barik
Tapan Kumar Barik
Director
DIN-08455171

Place : New Delhi
Date : 19 May 2021

HAKE DEVELOPERS PRIVATE LIMITED
BALANCE SHEET AS AT 31 MARCH 2021
(Amount in rupees, unless otherwise stated)

ASSETS

Current assets

Financial assets

Cash and cash equivalents

Other financial assets

Total Assets

EQUITY AND LIABILITIES

Equity

Equity share capital

Other equity

Total equity

LIABILITIES

Current liabilities

Financial liabilities

Trade payables

-total outstanding dues of micro and small enterprises

-total outstanding dues other than micro and small enterprises

Other current liabilities

Total liabilities

Total Equity and Liabilities

Summary of significant accounting policies

The accompanying notes are an integral part of the financial statements.

As per our report of even date

For NAVRATN & CO LLP

Firm Reg. No.: N500107

Chartered Accountants

Nitish Mittal

Partner

Membership No.: 095371



Place : Gurugram

Date : 19 May 2021

| Notes | As at 31 March 2021 | As at 31 March 2020 |
|-------|------------------------|------------------------|
| 4 | 24,026 | 18,676 |
| 5 | 29,700 | 29,700 |
| | 53,726 | 48,376 |
| | 53,726 | 48,376 |
| 6 | 100,000 | 100,000 |
| 7 | (190,152) | (179,684) |
| | (90,152) | (79,684) |
| 8 | - | - |
| | 5,900 | 5,900 |
| 9 | 137,978 | 122,160 |
| | 143,878 | 128,060 |
| | 53,726 | 48,376 |

For and on behalf of the Board of Directors of
HAKE DEVELOPERS PRIVATE LIMITED

Rohit Rawat
Director
DIN-08298761

Jitesh Sharma
Director
DIN- 08428478

HAKE DEVELOPERS PRIVATE LIMITED
STATEMENT OF PROFIT AND LOSS FOR THE YEAR ENDED 31 MARCH 2021
(Amount in rupees, unless otherwise stated)

| Particulars | Notes | 31 March 2021 | 31 March 2020 |
|--|-------|-----------------|-----------------|
| Revenue | | - | - |
| Total Income | | - | - |
| EXPENSES | | | |
| Finance costs | 10 | 649 | 649 |
| Other expenses | 11 | 9,819 | 9,545 |
| Total Expenses | | 10,468 | 10,194 |
| (Loss) before tax from continuing operations | | (10,468) | (10,194) |
| Tax expense: | | | |
| Current tax | | - | - |
| (Loss) for the year from continuing operations | | (10,468) | (10,194) |
| Other comprehensive income | | - | - |
| Total other comprehensive income for the year, net of tax | | - | - |
| Total comprehensive (loss) for the year, net of tax | | (10,468) | (10,194) |
| Earnings per equity share: | 12 | | |
| Basic (Rs.) | | (1.05) | (1.02) |
| Diluted (Rs.) | | (1.05) | (1.02) |
| Summary of significant accounting policies | 3 | | |

The accompanying notes are an integral part of the financial statements.

As per our report of even date

For N A V R A T N & C O L L P
Firm Reg. No.: N500107
Chartered Accountants


Nitish Mittal
Partner
Membership No.: 095371



For and on behalf of the Board of Directors of
HAKE DEVELOPERS PRIVATE LIMITED


Rohit Rawat
Director
DIN-08298761


Jitesh Sharma
Director
DIN- 08428478

Place : Gurugram
Date : 19 May 2021

HALIBUT DEVELOPERS PRIVATE LIMITED
BALANCE SHEET AS AT 31 MARCH 2021
(Amount in Rupees, unless otherwise stated)

| | Notes | 31 March 2021 | 31 March 2020 |
|-------------------------------------|-------|--------------------|--------------------|
| ASSETS | | | |
| Current assets | | | |
| Inventories | 4 | 98,167,382 | 77,272,261 |
| Financial assets | | | |
| Cash and cash equivalents | 5 | 102,106 | 31,685 |
| Other financial assets | 6 | 39,823,645 | 39,823,645 |
| Other current assets | 7 | - | 8,809,737 |
| | | 138,093,133 | 125,937,328 |
| Total assets | | 138,093,133 | 125,937,328 |
| EQUITY AND LIABILITIES | | | |
| Equity | | | |
| Equity share capital | 8 | 200,000 | 200,000 |
| Other equity | 9 | 84,444,678 | 84,186,624 |
| Total equity | | 84,644,678 | 84,386,624 |
| LIABILITIES | | | |
| Current liabilities | | | |
| Financial liabilities | | | |
| Trade payables | 10 | 160,300 | 165,740 |
| Other current liabilities | 11 | 53,288,155 | 41,384,963 |
| Total liabilities | | 53,448,455 | 41,550,703 |
| Total equity and liabilities | | 138,093,133 | 125,937,328 |

Summary of significant accounting policies 3

The accompanying notes are an integral part of the financial statements.

As per our report of even date


For Sanjay Rastogi & Associates
Firm registration No : 014056N
Chartered Accountants


CA Sanjay Rastogi
Proprietor
Membership No. : 075033



For and on behalf of the Board of Directors of
HALIBUT DEVELOPERS PRIVATE LIMITED


Deepak Jain
Director
DIN-08129166


Manish Kumar Bhansali
Director
DIN-06583437

Place : New Delhi

Date :

13 JUL 2021

HALIBUT DEVELOPERS PRIVATE LIMITED
STATEMENT OF PROFIT AND LOSS FOR THE YEAR ENDED 31 MARCH 2021
(Amount in Rupees, unless otherwise stated)


| Particulars | Notes | 31 March 2021 | 31 March 2020 |
|---|-------|----------------|------------------|
| Other Income | 12 | 353,853 | - |
| Total Income | | 353,853 | - |
| EXPENSES | | | |
| Finance costs | 13 | 667 | 1,263 |
| Other expenses | 14 | 9,817 | 216,029 |
| Total Expenses | | 10,484 | 217,292 |
| Profit/(Loss) before tax | | 343,369 | (217,292) |
| Tax expense: | | | |
| Current tax | | 85,316 | - |
| Profit/(Loss) for the year | | 258,053 | (217,292) |
| Other comprehensive income | | - | - |
| Total other comprehensive income for the year, net of tax | | - | - |
| Total comprehensive income/(loss) for the year, net of tax | | 258,053 | (217,292) |
| Earnings per equity share: | 15 | | |
| Basic (Rs.) | | 12.90 | (10.86) |
| Diluted (Rs.) | | 12.90 | (10.86) |

Summary of significant accounting policies 3

The accompanying notes are an integral part of the financial statements.

As per our report of even date


For Sanjay Rastogi & Associates
Firm registration No : 014056N
Chartered Accountants


CA Sanjay Rastogi
Proprietor
Membership No. : 075033



For and on behalf of the Board of Directors of
HALIBUT DEVELOPERS PRIVATE LIMITED


Deepak Jain
Director
DIN-08129166


Manish Kumar Bhansali
Director
DIN-06583437

Place : New Delhi
Date :

13 JUL 2021

HAMLET BUILDWELL PRIVATE LIMITED
BALANCE SHEET AS AT 31 MARCH 2021
(Amount in rupees, unless otherwise stated)

| | Notes | As at 31 March 2021 | As at 31 March 2020 |
|--|-------|------------------------|------------------------|
| ASSETS | | | |
| Current assets | | | |
| Financial assets | | | |
| Cash and cash equivalents | 4 | 24,938 | 25,587 |
| Other current assets | 5 | - | - |
| Total Assets | | 24,938 | 25,587 |
| EQUITY AND LIABILITIES | | | |
| Equity | | | |
| Equity share capital | 6 | 100,000 | 100,000 |
| Other equity | 7 | (312,132) | (301,976) |
| Total equity | | (212,132) | (201,976) |
| LIABILITIES | | | |
| Current liabilities | | | |
| Financial liabilities | | | |
| Trade payables | 8 | - | - |
| -total outstanding dues of micro and small enterprises | | - | - |
| -total outstanding dues other than micro and small enterprises | | 5,900 | 5,900 |
| Other current liabilities | 9 | 231,170 | 221,663 |
| Provisions | 10 | - | - |
| Total liabilities | | 237,070 | 227,563 |
| Total Equity and Liabilities | | 24,938 | 25,587 |

Summary of significant accounting policies


3

The accompanying notes are an integral part of the financial statements.


As per our report of even date


For Rajeev & Ajay
Firm registration No. : 009977N
Chartered Accountants

Ajay Kumar Sachdeva
Partner
Membership No. : 084302



For and on behalf of the Board of Directors of
HAMLET BUILDWELL PRIVATE LIMITED


Naveen Chauhan
Director
DIN-08595719


Navjot Singh Wasir
Director
DIN-08398514

Place : New Delhi
Date : 19 May 2021

HAMLET BUILDWELL PRIVATE LIMITED
STATEMENT OF PROFIT AND LOSS FOR THE YEAR ENDED 31 MARCH 2021
(Amount in rupees, unless otherwise stated)

| Particulars | Notes | 31 March 2021 | 31 March 2020 |
|--|-------|-----------------|-----------------|
| Revenue | | - | - |
| Total Income (I) | | - | - |
| EXPENSES | | | |
| Finance costs | 11 | 649 | 649 |
| Other expenses | 12 | 9,507 | 9,545 |
| Total Expenses (II) | | 10,156 | 10,194 |
| (Loss) before tax from continuing operations (I-II) | | (10,156) | (10,194) |
| Tax expense: | | | |
| Current tax | | - | - |
| (Loss) for the year from continuing operations | | (10,156) | (10,194) |
| Other comprehensive income | | - | - |
| Total other comprehensive income for the year, net of tax | | - | - |
| Total comprehensive (loss) for the year, net of tax | | (10,156) | (10,194) |
| Earnings per equity share: | 13 | | |
| (1) Basic | | (1.02) | (1.02) |
| (2) Diluted | | (1.02) | (1.02) |

Summary of significant accounting policies

3

The accompanying notes are an integral part of the financial statements.

As per our report of even date

For Rajeev & Ajay
Firm registration No : 009977N
Chartered Accountants

Ajay Kumar Sachdeva
Partner
Membership No. : 084302

For and on behalf of the Board of Directors of
HAMLET BUILDWELL PRIVATE LIMITED

Nayen Chauhan
Director
DIN-08595719

Navjot Singh Wasir
Director
DIN-08398514

Place : New Delhi
Date : 19 May 2021

HAMMOCK BUILDWELL PRIVATE LIMITED
BALANCE SHEET AS AT 31 MARCH 2021
(Amount in rupees, unless otherwise stated)

| | Notes | As at 31 March 2021 | As at 31 March 2020 |
|--|-------|------------------------|------------------------|
| ASSETS | | | |
| Non-current assets | | | |
| Financial Assets | | | |
| Investments | 4 | 100,000 | 100,000 |
| | | 100,000 | 100,000 |
| Current assets | | | |
| Inventories | 5 | 143,392,414 | 143,392,414 |
| Financial assets | | | |
| Cash and cash equivalents | 6 | 22,183 | 11,042 |
| Other financial assets | 7 | 4,664,988 | 4,664,988 |
| Other current assets | 8 | 222,989 | 222,989 |
| | | 148,302,574 | 148,291,433 |
| Total Assets | | 148,402,574 | 148,391,433 |
| EQUITY AND LIABILITIES | | | |
| Equity | | | |
| Equity share capital | 9 | 100,000 | 100,000 |
| Other equity | 10 | (1,784,638) | (1,771,812) |
| Total equity | | (1,684,638) | (1,671,812) |
| LIABILITIES | | | |
| Current liabilities | | | |
| Financial liabilities | | | |
| Trade payables | 11 | - | - |
| -total outstanding dues of micro and small enterprises | | - | - |
| -total outstanding dues other than micro and small enterprises | | 5,900 | 5,900 |
| Other current liabilities | 12 | 150,081,312 | 150,057,345 |
| Total liabilities | | 150,087,212 | 150,063,245 |
| Total Equity and Liabilities | | 148,402,574 | 148,391,433 |
| Summary of significant accounting policies | 3 | | |

The accompanying notes are an integral part of the financial statements.

As per our report of even date

For **NAV RATN & CO LLP**

Firm Reg. No.: N500107

Chartered Accountants


Nitish Mittal

Partner

Membership No.: 095371




Place : Gurugram
Date : 19 May 2021

For and on behalf of the Board of Directors of
HAMMOCK BUILDWELL PRIVATE LIMITED


Manish Kumar
Director
DIN-08376570




Pravesh Kumar
Director
DIN-8376738

HAMMOCK BUILDWELL PRIVATE LIMITED
STATEMENT OF PROFIT AND LOSS FOR THE YEAR ENDED 31 MARCH 2021
(Amount in rupees, unless otherwise stated)

| Particulars | Notes | 31 March 2021 | 31 March 2020 |
|---|-------|-----------------|-----------------|
| Revenue | | - | - |
| Total Income | | - | - |
| EXPENSES | | | |
| Finance costs | 13 | 649 | 649 |
| Other expenses | 14 | 12,177 | 11,105 |
| Total Expenses | | 12,826 | 11,754 |
| (Loss) before tax from continuing operations | | (12,826) | (11,754) |
| Tax expense: | | | |
| Current tax | | - | - |
| (Loss) for the year from continuing operations | | (12,826) | (11,754) |
| Other comprehensive income | | - | - |
| Total other comprehensive income for the year, net of tax | | - | - |
| Total comprehensive income/(loss) for the year, net of tax | | (12,826) | (11,754) |
| Earnings per equity share: | 15 | | |
| (1) Basic | | (1.28) | (1.18) |
| (2) Diluted | | (1.28) | (1.18) |

Summary of significant accounting policies

3

The accompanying notes are an integral part of the financial statements.

As per our report of even date

For **NAV RATN & CO LLP**
Firm Reg. No.: N500107
Chartered Accountants

Nirish Mittal
Partner

Membership No.: 095371



For and on behalf of the Board of Directors of
HAMMOCK BUILDWELL PRIVATE LIMITED

Manish Kumar
Director
DIN-08376570

P. K. Saini
Pravesh Kumar
Director
DIN-8376738

Place : Gurugram
Date : 19 May 2021


HARTEJ ESTATES PRIVATE LIMITED
BALANCE SHEET AS AT 31 MARCH 2021
(Amount in rupees, unless otherwise stated)

| | Notes | As at 31 March 2021 | As at 31 March 2020 |
|--|-------|------------------------|------------------------|
| ASSETS | | | |
| Current assets | | | |
| Inventories | 4 | 47,113,302 | 47,113,302 |
| Financial assets | | | |
| Cash and cash equivalents | 5 | 22,206 | 25,065 |
| Other current assets | 6 | 36,885,939 | 36,885,939 |
| Total Assets | | 84,021,447 | 84,024,306 |
| EQUITY AND LIABILITIES | | | |
| Equity | | | |
| Equity share capital | 7 | 100,000 | 100,000 |
| Other equity | 8 | (3,059,630) | (3,046,714) |
| Total equity | | (2,959,630) | (2,946,714) |
| LIABILITIES | | | |
| Current liabilities | | | |
| Financial liabilities | | | |
| Trade payables | 9 | - | - |
| -total outstanding dues of micro and small enterprises | | - | - |
| -total outstanding dues other than micro and small enterprises | | 1,198,086 | 1,198,086 |
| Other current liabilities | 10 | 85,782,991 | 85,772,934 |
| Total liabilities | | 86,981,077 | 86,971,020 |
| Total Equity and Liabilities | | 84,021,447 | 84,024,306 |


Summary of significant accounting policies 3


The accompanying notes are an integral part of the financial statements.

As per our report of even date

For Rajeev & Ajay
Firm registration No : 009977N
Chartered Accountants

Ajay Kumar Sachdeva
Partner
Membership No: 084302

For and on behalf of the Board of Directors of
HARTEJ ESTATES PRIVATE LIMITED


Manish Kumar Bhansali
Director
DIN-06583437


Navjot Singh Wasir
Director
DIN-08398514

Place : New Delhi
Date : 19 May 2021

HARTEJ ESTATES PRIVATE LIMITED
STATEMENT OF PROFIT AND LOSS FOR THE YEAR ENDED 31 MARCH 2021
(Amount in rupees, unless otherwise stated)


| Particulars | Notes | 31 March 2021 | 31 March 2020 |
|--|-------|-----------------|-----------------|
| Revenue | | - | - |
| Total Income (I) | | - | - |
| EXPENSES | | | |
| Finance costs | 11 | 649 | 649 |
| Other expenses | 12 | 12,267 | 10,548 |
| Total Expenses (II) | | 12,916 | 11,197 |
| (Loss) before tax from continuing operations (I-II) | | (12,916) | (11,197) |
| Tax expense: | | | |
| Current tax | | - | - |
| (Loss) for the year from continuing operations | | (12,916) | (11,197) |
| Other comprehensive income | | - | - |
| Total other comprehensive income for the year, net of tax | | - | - |
| Total comprehensive (loss) for the year, net of tax | | (12,916) | (11,197) |
| Earnings per equity share: | 13 | | |
| (1) Basic | | (1.29) | (1.12) |
| (2) Diluted | | (1.29) | (1.12) |

Summary of significant accounting policies


3


The accompanying notes are an integral part of the financial statements.

As per our report of even date

For Rajeew & Ajay
Firm registration No : 009977N
Chartered Accountants

Ajay Kumar Sachdeva
Partner
Membership No.: 084302

For and on behalf of the Board of Directors of
HARTEJ ESTATES PRIVATE LIMITED


Manish Kumar Bhansali
Director
DIN-06583437


Navin Singh Wasir
Director
DIN-08398514

Place : New Delhi
Date : 19 May 2021

HOPE PROMOTERS PRIVATE LIMITED
BALANCE SHEET AS AT 31 MARCH 2021
(Amount in rupees, unless otherwise stated)

ASSETS

Current assets

| | Notes | As at 31 March 2021 | As at 31 March 2020 |
|---------------------------|-------|------------------------|------------------------|
| Inventories | 4 | 177,671,470 | 183,543,082 |
| Financial assets | | | |
| Cash and cash equivalents | 5 | 23,442 | 21,671 |
| Other financial assets | 6 | 3,042,557 | 7,470,767 |
| Other current assets | 7 | - | 234,539 |
| Total assets | | 180,737,469 | 191,270,059 |

EQUITY AND LIABILITIES

Equity

| | | | |
|----------------------|---|------------------|------------------|
| Equity share capital | 8 | 100,000 | 100,000 |
| Other equity | 9 | (1,076,105) | (1,077,838) |
| Total equity | | (976,105) | (977,838) |

LIABILITIES

Current liabilities

| | | | |
|--|----|--------------------|--------------------|
| Financial liabilities | | | |
| Trade payables | 10 | - | - |
| -total outstanding dues of micro and small enterprises | | - | - |
| -total outstanding dues other than micro and small enterprises | | 5,900 | 5,900 |
| Other current liabilities | 11 | 181,707,233 | 192,241,997 |
| Provisions | 12 | 441 | - |
| Total liabilities | | 181,713,574 | 192,247,897 |

Total equity and liabilities

| | |
|--------------------|--------------------|
| 180,737,469 | 191,270,059 |
|--------------------|--------------------|

Summary of significant accounting policies

3

The accompanying notes are an integral part of the financial statements.

As per our report of even date

For **NAV RATN & CO LLP**

Firm Reg. No.: N500107

Chartered Accountants



Nitish Mittal

Partner

Membership No.: 095371



For and on behalf of the Board of Directors of

HOPE PROMOTERS PRIVATE LIMITED



Manish Kumar Bhansali

Director

DIN-06583437



Navjot Singh Wasir

Director

DIN-08398514

Place : Gurugram

Date : 19 May 2021

HOPE PROMOTERS PRIVATE LIMITED
STATEMENT OF PROFIT AND LOSS FOR THE YEAR ENDED 31 MARCH 2021
(Amount in rupees, unless otherwise stated)

| Particulars | Notes | 31 March 2021 | 31 March 2020 |
|---|-------|---------------|----------------|
| Other income | 13 | 15,233 | - |
| Total Income | | 15,233 | - |
| EXPENSES | | | |
| Other expenses | 14 | 12,268 | 9,144 |
| Finance costs | 15 | 649 | 649 |
| Total Expenses | | 12,917 | 9,793 |
| Profit/(Loss) before tax from continuing operations | | 2,316 | (9,793) |
| Tax expense: | | | |
| Current tax | | 583 | - |
| Profit/(Loss) for the year from continuing operations | | 1,733 | (9,793) |
| Other comprehensive income | | - | - |
| Total other comprehensive income/(loss) for the year, net of tax | | - | - |
| Total comprehensive income/ (loss) for the year, net of tax | | 1,733 | (9,793) |
| Earnings per equity share: | 16 | | |
| Basic (Rs.) | | 0.17 | (0.98) |
| Diluted (Rs.) | | 0.17 | (0.98) |

Summary of significant accounting policies

3

The accompanying notes are an integral part of the financial statements.

As per our report of even date

For NAVRATN & CO LLP

Firm Reg. No.: N500107

Chartered Accountants

Nitish Mittal
Nitish Mittal

Partner

Membership No.: 095371



For and on behalf of the Board of Directors of
HOPE PROMOTERS PRIVATE LIMITED

Manish Kumar Bhansali
Manish Kumar Bhansali

Director

DIN-06583437

Narajot Singh Wasir
Narajot Singh Wasir

Director

DIN-08398514

Place : Gurugram

Date : 19 May 2021

Immense Realtors Private Limited
BALANCE SHEET AS AT 31 MARCH 2021
(Amount in Rupees, unless otherwise stated)

| | Notes | As at 31 March 2021 | As at 31 March 2020 |
|--|-------|------------------------|------------------------|
| ASSETS | | | |
| Current assets | | | |
| Inventories | 4 | 268,195,435 | 268,195,435 |
| Financial assets | | | |
| Cash and cash equivalents | 5 | 22,035 | 18,894 |
| Total assets | | 268,217,470 | 268,214,329 |
| EQUITY AND LIABILITIES | | | |
| Equity | | | |
| Equity share capital | 6 | 100,000 | 100,000 |
| Other equity | 7 | (453,958) | (441,443) |
| Total equity | | (353,958) | (341,443) |
| LIABILITIES | | | |
| Current liabilities | | | |
| Financial liabilities | | | |
| Trade payables | 8 | - | - |
| -total outstanding dues of micro and small enterprises | | 5,900 | 5,900 |
| -total outstanding dues other than micro and small enterprises | | | |
| Other current liabilities | 9 | 268,565,528 | 268,549,872 |
| Total liabilities | | 268,571,428 | 268,555,772 |
| Total equity and liabilities | | 268,217,470 | 268,214,329 |

Summary of significant accounting policies

3

The accompanying notes are an integral part of the financial statements.

As per our report of even date


For NAV RATN & CO LLP
Firm Reg. No.: N500107
Chartered Accountants




Nitish Mittal
Partner
Membership No.: 095371



For and on behalf of the Board of Directors of
Immense Realtors Private Limited


Manish Kumar Bhansali
Director
DIN-06583437


Navjot Singh Wasir
Director
DIN-08398514

Place : Gurugram
Date : 19 May 2021

Immense Realtors Private Limited
STATEMENT OF PROFIT AND LOSS FOR THE YEAR ENDED 31 MARCH 2021
(Amount in Rupees, unless otherwise stated)

| Particulars | Notes | 31 March 2021 | 31 March 2020 |
|---|-------|-----------------|----------------|
| Revenue | | - | - |
| Total Income | | - | - |
| EXPENSES | | | |
| Finance costs | 10 | 649 | 649 |
| Other expenses | 11 | 11,866 | 8,627 |
| Total Expenses | | 12,515 | 9,276 |
| Profit/(Loss) before tax | | (12,515) | (9,276) |
| Tax expense: | | | |
| Current tax | | - | - |
| Profit/(Loss) for the year | | (12,515) | (9,276) |
| Other comprehensive income | | - | - |
| Total other comprehensive income for the year, net of tax | | - | - |
| Total comprehensive income/(loss) for the year, net of tax | | (12,515) | (9,276) |
| Earnings per equity share: | 12 | | |
| Basic (Rs.) | | (1.25) | (0.93) |
| Diluted (Rs.) | | (1.25) | (0.93) |

Summary of significant accounting policies

3

The accompanying notes are an integral part of the financial statements.

As per our report of even date

For NAVRATN & CO LLP
Firm Reg. No.: N500107
Chartered Accountants

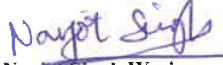

Nitish Mittal
Partner

Membership No.: 095371



For and on behalf of the Board of Directors of
Immense Realtors Private Limited


Manish Kumar Bhansali
Director
DIN-06583437


Navjot Singh Wasir
Director
DIN-08398514

Place : Gurugram
Date : 19 May 2021

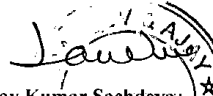
JAMB PROPBUILD PRIVATE LIMITED
BALANCE SHEET AS AT 31 MARCH 2021
(Amount in rupees, unless otherwise stated)

| | Notes | As at 31 March 2021 | As at 31 March 2020 |
|--|-------|------------------------|------------------------|
| ASSETS | | | |
| Current assets | | | |
| Inventories | 4 | 300,327,902 | 73,935,334 |
| Financial assets | | | |
| Cash and cash equivalents | 5 | 24,020 | 25,270 |
| Other financial assets | 6 | 12,089,903 | 12,089,903 |
| Other current assets | 7 | - | 8,775,576 |
| Total Assets | | 312,441,825 | 94,826,083 |
| EQUITY AND LIABILITIES | | | |
| Equity | | | |
| Equity share capital | 8 | 200,000 | 200,000 |
| Other equity | 9 | 94,612,623 | 94,620,183 |
| Total equity | | 94,812,623 | 94,820,183 |
| LIABILITIES | | | |
| Current liabilities | | | |
| Financial liabilities | | | |
| Trade payables | 10 | - | - |
| -total outstanding dues of micro and small enterprises | | - | - |
| -total outstanding dues other than micro and small enterprises | | 5,900 | 5,900 |
| Other current liabilities | 11 | 217,623,302 | - |
| Total liabilities | | 217,629,202 | 5,900 |
| Total Equity and Liabilities | | 312,441,825 | 94,826,083 |
| Summary of significant accounting policies | 3 | | |

The accompanying notes are an integral part of the financial statements.


As per our report of even date


For Rajeev & Ajay
Firm registration No : 009977N
Chartered Accountants


Ajay Kumar Sachdeva
Partner
Membership No. : 084302

Place : New Delhi
Date : 19 May 2021

For and on behalf of the Board of Directors of
JAMB PROPBUILD PRIVATE LIMITED


Manish Kumar Bhansali
Director
DIN-06583437


Ovais Ali Khan
Director
DIN-08455167

JAMB PROPBUILD PRIVATE LIMITED
STATEMENT OF PROFIT AND LOSS FOR THE YEAR ENDED 31 MARCH 2021
(Amount in rupees, unless otherwise stated)


| Particulars | Notes | 31 March 2021 | 31 March 2020 |
|---|-------|----------------|----------------|
| Revenue | | - | - |
| Total Income (I) | | - | - |
| EXPENSES | | | |
| Finance costs | 12 | 725 | 649 |
| Other expenses | 13 | 6,835 | 8,324 |
| Total Expenses (II) | | 7,560 | 8,973 |
| (Loss) before tax from continuing operations (I-II) | | (7,560) | (8,973) |
| Tax expense: | | | |
| Current tax | | - | - |
| (Loss) for the year from continuing operations | | (7,560) | (8,973) |
| Other comprehensive income | | - | - |
| Total other comprehensive income for the year, net of tax | | - | - |
| Total comprehensive (loss) for the year, net of tax | | (7,560) | (8,973) |
| Earnings per equity share (computed on the basis of profit/(loss) for the year): | 14 | | |
| (1) Basic | | (0.38) | (0.45) |
| (2) Diluted | | (0.38) | (0.45) |

Summary of significant accounting policies 3

The accompanying notes are an integral part of the financial statements.


As per our report of even date


For Rajeiv & Ajay
Firm registration No : 009977N
Chartered Accountants


Ajay Kumar Sachdeva
Partner

Place : New Delhi
Date : 19 May 2021

For and on behalf of the Board of Directors of
JAMB PROPBUILD PRIVATE LIMITED


Manish Kumar Bhansali
Director
DIN-06583437


Orals Ali Khan
Director
DIN-08455167

JANITOR PROPBUILD PRIVATE LIMITED
BALANCE SHEET AS AT 31 MARCH 2021
(Amount in rupees, unless otherwise stated)


| | Notes | As at 31 March 2021 | As at 31 March 2020 |
|--|-------|------------------------|------------------------|
| ASSETS | | | |
| Current assets | | | |
| Inventories | 4 | 9,738,428 | 9,738,428 |
| Financial assets | | | |
| Cash and cash equivalents | 5 | 24,953 | 13,602 |
| Other financial assets | 6 | 3,978 | 3,978 |
| Other current assets | 7 | - | 2,242,304 |
| Total Assets | | 9,767,359 | 11,998,312 |
| EQUITY AND LIABILITIES | | | |
| Equity | | | |
| Equity share capital | 8 | 100,000 | 100,000 |
| Other equity | 9 | (220,319) | (279,840) |
| Total equity | | (120,319) | (179,840) |
| LIABILITIES | | | |
| Current liabilities | | | |
| Financial liabilities | | | |
| Trade payables | 10 | - | - |
| -total outstanding dues of micro and small enterprises | | - | - |
| -total outstanding dues other than micro and small enterprises | | 5,900 | 5,900 |
| Other current liabilities | 11 | 9,861,760 | 12,172,252 |
| Provisions | 12 | 20,018 | - |
| Total liabilities | | 9,887,678 | 12,178,152 |
| Total Equity and Liabilities | | 9,767,359 | 11,998,312 |
| Summary of significant accounting policies | 3 | | |

The accompanying notes are an integral part of the financial statements.

As per our report of even date

For Rajeev & Ajay
Firm registration No : 009977N
Chartered Accountants & AJAY

Ajay Kumar Sachdeva
Partner
Membership No. : 084302



For and on behalf of the Board of Directors of
JANITOR PROPBUILD PRIVATE LIMITED

Ajay Kumar
Director
DIN-08028800

Navjot Singh Wasir
Director
DIN-08398514

Place : New Delhi
Date : 19 May 2021

JANITOR PROPBUILD PRIVATE LIMITED
STATEMENT OF PROFIT AND LOSS FOR THE YEAR ENDED 31 MARCH 2021
(Amount in rupees, unless otherwise stated)

| Particulars | Notes | 31 March 2021 | 31 March 2020 |
|---|-------|---------------|-----------------|
| Other income | 13 | 89,696 | - |
| Total Income (I) | | 89,696 | - |
| EXPENSES | | | |
| Finance costs | 14 | 649 | 649 |
| Other expenses | 15 | 9,508 | 20,714 |
| Total Expenses (II) | | 10,157 | 21,363 |
| (Profit)/Loss before tax from continuing operations (I-II) | | 79,539 | (21,363) |
| Tax expense: | | | |
| Current tax | | 20,018 | - |
| (Profit)/Loss for the year from continuing operations | | 59,521 | (21,363) |
| Other comprehensive income | | - | - |
| Total other comprehensive income for the year, net of tax | | - | - |
| Total comprehensive(Profit)/loss for the year, net of tax | | 59,521 | (21,363) |
| Earnings per equity share: | 16 | | |
| (1) Basic | | 5.95 | (2.14) |
| (2) Diluted | | 5.95 | (2.14) |
| Summary of significant accounting policies | 3 | | |

The accompanying notes are an integral part of the financial statements.


As per our report of even date

For Rajeev & Ajay
Firm registration No : 009977N
Chartered Accountants

Ajay Kumar Sachdeva
Partner
Membership No.: 084302

For and on behalf of the Board of Directors of
JANITOR PROPBUILD PRIVATE LIMITED


Ajay Kumar
Director
DIN-08028800


Navjot Singh Wasir
Director
DIN-08398514

Place : New Delhi
Date : 19 May 2021

JASPER PROPBUILD PRIVATE LIMITED
BALANCE SHEET AS AT 31 MARCH 2021
(Amount in rupees, unless otherwise stated)

| | Notes | As at 31 March 2021 | As at 31 March 2020 |
|--|-------|------------------------|------------------------|
| ASSETS | | | |
| Current assets | | | |
| Inventories | 4 | 20,360,831 | 20,360,831 |
| Financial assets | | | |
| Cash and cash equivalents | 5 | 21,976 | 24,835 |
| Total Assets | | 20,382,807 | 20,385,666 |
| EQUITY AND LIABILITIES | | | |
| Equity | | | |
| Equity share capital | 6 | 100,000 | 100,000 |
| Other equity | 7 | (1,248,303) | (1,235,787) |
| Total equity | | (1,148,303) | (1,135,787) |
| LIABILITIES | | | |
| Current liabilities | | | |
| Financial liabilities | | | |
| Trade payables | 8 | - | - |
| -total outstanding dues of micro and small enterprises | | 5,900 | 5,900 |
| -total outstanding dues other than micro and small enterprises | | | |
| Other current liabilities | 9 | 21,525,210 | 21,515,553 |
| Total liabilities | | 21,531,110 | 21,521,453 |
| Total Equity and Liabilities | | 20,382,807 | 20,385,666 |
| Summary of significant accounting policies | 3 | | |

The accompanying notes are an integral part of the financial statements.

As per our report of even date


For Rajeev & Ajay

Firm registration No : 009977N
Chartered Accountants

Ajay Kumar Sachdeva

Partner

Membership No. : 084302



For and on behalf of the Board of Directors of
JASPER PROPBUILD PRIVATE LIMITED

Reena

Reena

Director

DIN-08129092

Navjot Singh Wasir

Navjot Singh Wasir

Director

DIN-08398514

Place : New Delhi


Date : 19 May 2021

JASPER PROPBUILD PRIVATE LIMITED
STATEMENT OF PROFIT AND LOSS FOR THE YEAR ENNDED 31 MARCH 2021
(Amount in rupees, unless otherwise stated)


| Particulars | Notes | 31 March 2021 | 31 March 2020 |
|--|-------|-----------------|----------------|
| Revenue | | - | - |
| Total Income (I) | | - | - |
| EXPENSES | | | |
| Finance costs | 10 | 649 | 649 |
| Other expenses | 11 | 11,867 | 8,627 |
| Total Expenses (II) | | 12,516 | 9,276 |
| (Loss) before tax from continuing operations (I-II) | | (12,516) | (9,276) |
| Tax expense: | | | |
| Current tax | | - | - |
| (Loss) for the year from continuing operations | | (12,516) | (9,276) |
| Other comprehensive income | | - | - |
| Total other comprehensive income for the year, net of tax | | - | - |
| Total comprehensive (loss) for the year, net of tax | | (12,516) | (9,276) |
| Earnings per equity share: | 12 | | |
| (1) Basic | | (1.25) | (0.93) |
| (2) Diluted | | (1.25) | (0.93) |
| Summary of significant accounting policies | 3 | | |


The accompanying notes are an integral part of the financial statements.

As per our report of even date

For Rajeev & Ajay
Firm registration No : 009977N
Chartered Accountants

Ajay Kumar Sachdeva
Partner
Membership No. 084302

For and on behalf of the Board of Directors of
JASPER PROPBUILD PRIVATE LIMITED


Reena
Director
DIN-08129092


Navjot Singh Wasir
Director
DIN-08398514

Place : New Delhi
Date : 19 May 2021

JAUNT PROPBUILD PRIVATE LIMITED
BALANCE SHEET AS AT 31 MARCH 2021
(Amount in rupees, unless otherwise stated)

ASSETS

Current assets

| | |
|---------------------------|--|
| Inventories | |
| Financial assets | |
| Cash and cash equivalents | |
| Other financial assets | |

Total Assets

EQUITY AND LIABILITIES

Equity

| | |
|----------------------|--|
| Equity share capital | |
| Other equity | |
| Total equity | |

LIABILITIES

Current liabilities

| | |
|--|--|
| Financial liabilities | |
| Trade payables | |
| -total outstanding dues of micro and small enterprises | |
| -total outstanding dues other than micro and small enterprises | |
| Other current liabilities | |
| Total liabilities | |

Total Equity and Liabilities

Summary of significant accounting policies

The accompanying notes are an integral part of the financial statements.

As per our report of even date

For Rajeev & Ajay

Firm registration No : 009977N
Chartered Accountants

Ajay Kumar Sachdeva
Partner
Membership No. : 084302



Place : New Delhi
Date : 19 May 2021

| Notes | As at 31 March 2021 | As at 31 March 2020 |
|-------|------------------------|------------------------|
| 4 | 12,293,152 | 15,118,119 |
| 5 | 24,578 | 24,128 |
| 6 | 14,036 | - |
| | 12,331,766 | 15,142,247 |
| | 12,331,766 | 15,142,247 |
| 7 | 100,000 | 100,000 |
| 8 | (1,493,296) | (1,482,827) |
| | (1,393,296) | (1,382,827) |
| 9 | - | - |
| | 5,900 | 5,902 |
| 10 | 13,719,162 | 16,519,172 |
| | 13,725,062 | 16,525,074 |
| | 12,331,766 | 15,142,247 |

3

For and on behalf of the Board of Directors of
JAUNT PROPBUILD PRIVATE LIMITED

Ajay Kumar
Director
DIN-08028800

Narajot Singh Wasir
Director
DIN-08398514

JAUNT PROPBUILD PRIVATE LIMITED
STATEMENT OF PROFIT AND LOSS FOR THE YEAR ENDED 31 MARCH 2021
(Amount in rupees, unless otherwise stated)

| Particulars | Notes | 31 March 2021 | 31 March 2020 |
|--|-------|-----------------|----------------|
| Revenue | | - | - |
| Total Income (I) | | - | - |
| EXPENSES | | | |
| Finance costs | 11 | 649 | 649 |
| Other expenses | 12 | 9,820 | 8,627 |
| Total Expenses (II) | | 10,469 | 9,276 |
| (Loss) before tax from continuing operations (I-II) | | (10,469) | (9,276) |
| Tax expense: | | | |
| Current tax | | - | - |
| (Loss) for the year from continuing operations | | (10,469) | (9,276) |
| Other comprehensive income | | - | - |
| Total other comprehensive income for the year, net of tax | | - | - |
| Total comprehensive (loss) for the year, net of tax | | (10,469) | (9,276) |
| Earnings per equity share: | 13 | | |
| (1) Basic | | (1.05) | (0.93) |
| (2) Diluted | | (1.05) | (0.93) |


Summary of significant accounting policies

3

The accompanying notes are an integral part of the financial statements.

As per our report of even date


For Rajeev & Ajay
Firm registration No : 009977N
Chartered Accountants



Place : New Delhi
Date : 19 May 2021

For and on behalf of the Board of Directors of
JAUNT PROPBUILD PRIVATE LIMITED


Ajay Kumar
Director
DIN-08028800


Navjot Singh Wasir
Director
DIN-08398514

JAY PROPBUILD PRIVATE LIMITED
BALANCE SHEET AS AT 31 MARCH 2021
(Amount in rupees, unless otherwise stated)

ASSETS

Current assets

- Inventories
- Financial assets
 - Cash and cash equivalents
 - Other financial asset
- Other current assets

Total Assets

EQUITY AND LIABILITIES

Equity

- Equity share capital
- Other equity
- Total equity**

LIABILITIES

Current liabilities

- Financial liabilities
 - Trade payables
 - total outstanding dues of micro and small enterprises
 - total outstanding dues other than micro and small enterprises
- Other current liabilities
- Total liabilities**

Total Equity and Liabilities

Summary of significant accounting policies

The accompanying notes are an integral part of the financial statements.

As per our report of even date

For Rajeev & Ajay

Firm registration No : 009927 IN
Chartered Accountants

Ajay Kumar Sachdeva

Partner

Membership No. :084302

Place : New Delhi

Date : 19 May 2021

| Notes | As at 31 March 2021 | As at 31 March 2020 |
|-------|------------------------|------------------------|
| 4 | 381,294,474 | 381,294,474 |
| 5 | 83,101 | 24,837 |
| 6 | 2,608,940 | 2,608,940 |
| 7 | 29,800,000 | 29,800,000 |
| | 413,786,515 | 413,728,251 |
| 8 | 100,000 | 100,000 |
| 9 | (137,831,271) | (137,820,802) |
| | (137,731,271) | (137,720,802) |
| 10 | - | - |
| | 5,902 | 5,902 |
| 11 | 551,511,884 | 551,443,151 |
| | 551,517,786 | 551,449,053 |
| | 413,786,515 | 413,728,251 |

3

For and on behalf of the Board of Directors of
JAY PROPBUILD PRIVATE LIMITED

Ajay Kumar
Director
DIN-08028800

Naresh Kumar
Director
DIN-08402436

JAY PROPBUILD PRIVATE LIMITED
STATEMENT OF PROFIT AND LOSS FOR THE YEAR ENDED 31 MARCH 2021
(Amount in rupees, unless otherwise stated)

| Particulars | Notes | 31 March 2021 | 31 March 2020 |
|--|-------|-----------------|----------------|
| Other income | | - | - |
| Total Income (I) | | - | - |
| EXPENSES | | | |
| Finance costs | 12 | 649 | 649 |
| Other expenses | 13 | 9,820 | 8,930 |
| Total Expenses (II) | | 10,469 | 9,579 |
| (Loss) before tax from continuing operations (I-II) | | (10,469) | (9,579) |
| Tax expense | | - | - |
| Current tax | | - | - |
| (Loss) for the year from continuing operations | | (10,469) | (9,579) |
| Other comprehensive income | | - | - |
| Total other comprehensive income for the year, net of tax | | - | - |
| Total comprehensive (loss) for the year, net of tax | | (10,469) | (9,579) |
| Earnings per equity share: | 14 | | |
| (1) Basic | | (1.05) | (0.96) |
| (2) Diluted | | (1.05) | (0.96) |
| Summary of significant accounting policies | 3 | | |

The accompanying notes are an integral part of the financial statements.

As per our report of even date

For Rajeev & Ajay
Firm registration No : 009977N
Chartered Accountants

Ajay Kumar Sachdeva
Partner
Membership No. :084302



For and on behalf of the Board of Directors of
JAY PROPBUILD PRIVATE LIMITED

Ajay Kumar
Director
DIN-08028800

Naresh Kumar
Naresh Kumar
Director
DIN-08402436

Place : New Delhi
Date : 19 May 2021

JEMMY PROPBUILD PRIVATE LIMITED
BALANCE SHEET AS AT 31 MARCH 2021
(Amount in rupees, unless otherwise stated)

ASSETS

Current assets

Financial assets

Cash and cash equivalents

Other financial assets

Total Assets

EQUITY AND LIABILITIES

Equity

Equity share capital

Other equity

Total equity

LIABILITIES

Current liabilities

Financial liabilities

Trade payables

-total outstanding dues of micro and small enterprises

-total outstanding dues other than micro and small enterprises

Other current liabilities

Total liabilities

Total Equity and Liabilities

Summary of significant accounting policies

The accompanying notes are an integral part of the financial statements.

As per our report of even date

For Rajeev & Ajay

Firm registration No : 002277N
Chartered Accountants

Ajay Kumar Sachdeva
Partner
Membership No. : 084302


Place : New Delhi
Date : 19 May 2021

| Notes | As at 31 March 2021 | As at 31 March 2020 |
|-------|------------------------|------------------------|
| | | |
| 4 | 22,765 | 25,625 |
| 5 | 13,799,567 | 13,799,567 |
| | 13,822,332 | 13,825,192 |
| | | |
| 6 | 100,000 | 100,000 |
| 7 | (290,975) | (278,458) |
| | (190,975) | (178,458) |
| | | |
| 8 | - | - |
| | 5,901 | 5,901 |
| 9 | 14,007,406 | 13,997,749 |
| | 14,013,307 | 14,003,650 |
| | | |
| | 13,822,332 | 13,825,192 |

3

For and on behalf of the Board of Directors of
JEMMY PROPBUILD PRIVATE LIMITED


Naveen Chauhan
Director
DIN-8595719


Naresh Kumar
Director
DIN-08402436

JEMMY PROPBUILD PRIVATE LIMITED
STATEMENT OF PROFIT AND LOSS FOR THE YEAR ENDED 31 MARCH 2021
(Amount in rupees, unless otherwise stated)

| Particulars | Notes | 31 March 2021 | 31 March 2020 |
|--|-----------|-----------------|----------------|
| Revenue | | - | - |
| Total Income | | - | - |
| EXPENSES | | | |
| Finance costs | 10 | 649 | 649 |
| Other expenses | 11 | 11,868 | 9,242 |
| Total Expenses | | 12,517 | 9,891 |
| (Loss) before tax from continuing operations | | (12,517) | (9,891) |
| Tax expense: | | | |
| Current tax | | - | - |
| (Loss) for the year from continuing operations | | (12,517) | (9,891) |
| Other comprehensive income | | - | - |
| Total other comprehensive income for the year, net of tax | | - | - |
| Total comprehensive (loss) for the year, net of tax | | (12,517) | (9,891) |
| Earnings per equity share: | 12 | | |
| (1) Basic | | (1.25) | (0.99) |
| (2) Diluted | | (1.25) | (0.99) |

Summary of significant accounting policies

3

The accompanying notes are an integral part of the financial statements.

As per our report of even date

For Rajeev & Ajay

Firm registration No : 009977N

Chartered Accountants

Ajay Kumar Sachdeva

Partner

Membership No.: 884352



For and on behalf of the Board of Directors of
JEMMY PROPBUILD PRIVATE LIMITED

(Signature)
Naveen Chauhan

Director

DIN-8595719

(Signature)
Naresh Kumar

Naresh Kumar

Director

DIN-08402436

Place : New Delhi

Date : 19 May 2021

JERKIN PROPBUILD PRIVATE LIMITED
BALANCE SHEET AS AT 31 MARCH 2021
(Amount in rupees, unless otherwise stated)

| | Notes | As at 31 March 2021 | As at 31 March 2020 |
|--|-------|------------------------|------------------------|
| ASSETS | | | |
| Current assets | | | |
| Inventories | 4 | 6,999,655 | 6,999,655 |
| Financial assets | | | |
| Cash and cash equivalents | 5 | 22,110 | 24,970 |
| Other financial assets | 6 | 3,447,244 | 3,447,244 |
| Total Assets | | 10,469,009 | 10,471,869 |
| EQUITY AND LIABILITIES | | | |
| Equity | | | |
| Equity share capital | 7 | 100,000 | 100,000 |
| Other equity | 8 | (177,130) | (164,613) |
| Total equity | | (77,130) | (64,613) |
| LIABILITIES | | | |
| Current liabilities | | | |
| Financial liabilities | | | |
| Trade payables | 9 | - | - |
| -total outstanding dues of micro and small enterprises | | - | - |
| -total outstanding dues other than micro and small enterprises | | 5,900 | 5,900 |
| Other current liabilities | 10 | 10,540,239 | 10,530,582 |
| Total liabilities | | 10,546,139 | 10,536,482 |
| Total Equity and Liabilities | | 10,469,009 | 10,471,869 |

Summary of significant accounting policies

3


The accompanying notes are an integral part of the financial statements.

As per our report of even date

For Rajeev & Ajay


Firm registration No : 009977N

Chartered Accountants


Ajay Kumar Sachdeva
Partner
Membership No: 084302

For and on behalf of the Board of Directors of
JERKIN PROPBUILD PRIVATE LIMITED


Ovais Ali Khan
Director
DIN-08455167


Naresh Kumar
Director
DIN- 08402436

Place : New Delhi
Date : 19 May 2021

JERKIN PROPBUILD PRIVATE LIMITED
STATEMENT OF PROFIT AND LOSS FOR THE YEAR ENDED 31 MARCH 2021
(Amount in rupees, unless otherwise stated)

| Particulars | Notes | 31 March 2021 | 31 March 2020 |
|--|-------|-----------------|----------------|
| Other income | | - | - |
| Total Income | | - | - |
| EXPENSES | | | |
| Finance costs | 11 | 649 | 649 |
| Other expenses | 12 | 11,868 | 8,641 |
| Total Expenses | | 12,517 | 9,290 |
| (Loss) before tax from continuing operations | | (12,517) | (9,290) |
| Tax expense: | | | |
| Current tax | | - | - |
| (Loss) for the year from continuing operations | | (12,517) | (9,290) |
| Other comprehensive income | | - | - |
| Total other comprehensive income for the year, net of tax | | - | - |
| Total comprehensive (loss) for the year, net of tax | | (12,517) | (9,290) |
| Earnings per equity share: | 13 | | |
| (1) Basic | | (1.25) | (0.93) |
| (2) Diluted | | (1.25) | (0.93) |


Summary of significant accounting policies

3

The accompanying notes are an integral part of the financial statements.

As per our report of even date

For Rajeev & Ajay
Firm registration No : 009977N
Chartered Accountants


Ajay Kumar Sachdeva
Partner
Membership No. : 084302

For and on behalf of the Board of Directors of
JERKIN PROPBUILD PRIVATE LIMITED


Qvais Ali Khan
Director
DIN-08455167


Naresh Kumar
Director
DIN- 08402436


Place : New Delhi
Date : 19 May 2021

JETTY PROPBUILD PRIVATE LIMITED
BALANCE SHEET AS AT 31 MARCH 2021
(Amount in rupees, unless otherwise stated)

| | Notes | As at 31 March 2021 | As at 31 March 2020 |
|--|-------|------------------------|------------------------|
| ASSETS | | | |
| Current assets | | | |
| Inventories | 4 | 54,509,412 | 72,742,155 |
| Financial assets | | | |
| Cash and cash equivalents | 5 | 22,055 | 24,914 |
| Total Assets | | 54,531,467 | 72,767,069 |
| EQUITY AND LIABILITIES | | | |
| Equity | | | |
| Equity share capital | 6 | 100,000 | 100,000 |
| Other equity | 7 | (298,268) | (285,751) |
| Total equity | | (198,268) | (185,751) |
| LIABILITIES | | | |
| Current liabilities | | | |
| Financial liabilities | | | |
| Trade payables | 8 | - | - |
| -total outstanding dues of micro and small enterprises | | 5,901 | 5,901 |
| -total outstanding dues other than micro and small enterprises | | | |
| Other current liabilities | 9 | 54,723,834 | 72,946,919 |
| Total liabilities | | 54,729,735 | 72,952,820 |
| Total Equity and Liabilities | | 54,531,467 | 72,767,069 |
| Summary of significant accounting policies | 3 | | |

The accompanying notes are an integral part of the financial statements.

As per our report of even date

For Rajeev & Ajay
Firm registration No : 009977N
Chartered Accountants

Ajay Kumar Sachdeva
Partner
Membership No. : 084302

For and on behalf of the Board of Directors of
JETTY PROPBUILD PRIVATE LIMITED


Ovais Ali Khan
Director
DIN-08455167


Naresh Kumar
Director
DIN- 08402436

Place : New Delhi
Date : 19 May 2021

JETTY PROPBUILD PRIVATE LIMITED
STATEMENT OF PROFIT AND LOSS FOR THE YEAR ENDED 31 MARCH 2021
(Amount in rupees, unless otherwise stated)


| Particulars | Notes | 31 March 2021 | 31 March 2020 |
|--|-------|-----------------|----------------|
| Revenue | | - | - |
| Total Income | | - | - |
| EXPENSES | | | |
| Finance costs | 10 | 649 | 649 |
| Other expenses | 11 | 11,868 | 8,641 |
| Total Expenses | | 12,517 | 9,290 |
| (Loss) before tax from continuing operations | | (12,517) | (9,290) |
| Tax expense: | | | |
| Current tax | | - | - |
| (Loss) for the year from continuing operations | | (12,517) | (9,290) |
| Other comprehensive income | | - | - |
| Total other comprehensive income for the year, net of tax | | - | - |
| Total comprehensive (loss) for the year, net of tax | | (12,517) | (9,290) |
| Earnings per equity share: | 12 | | |
| (1) Basic | | (1.25) | (0.93) |
| (2) Diluted | | (1.25) | (0.93) |

Summary of significant accounting policies

3


The accompanying notes are an integral part of the financial statements.

As per our report of even date

For Rajeev & Ajay
Firm registration No.: 009977N
Chartered Accountants

Ajay Kumar Sachdeva
Partner
Membership No.: 084302

For and on behalf of the Board of Directors of
JETTY PROPBUILD PRIVATE LIMITED


Ovais Ali Khan
Director
DIN-08455167


Naresh Kumar
Director
DIN- 08402436

Place : New Delhi
Date : 19 May 2021

JIG PROPBUILD PRIVATE LIMITED
BALANCE SHEET AS AT 31 MARCH 2021
(Amount in rupees, unless otherwise stated)

| | Notes | As at 31 March 2021 | As at 31 March 2020 |
|--|-------|------------------------|------------------------|
| ASSETS | | | |
| Current assets | | | |
| Inventories | 4 | 3,036,451 | 3,036,451 |
| Financial assets | | | |
| Cash and cash equivalents | 5 | 23,525 | 24,174 |
| Total Assets | | 3,059,976 | 3,060,625 |
| EQUITY AND LIABILITIES | | | |
| Equity | | | |
| Equity share capital | 6 | 100,000 | 100,000 |
| Other equity | 7 | (289,953) | (279,796) |
| Total equity | | (189,953) | (179,796) |
| LIABILITIES | | | |
| Current liabilities | | | |
| Financial liabilities | | | |
| Trade payables | 8 | - | - |
| -total outstanding dues of micro and small enterprises | | - | - |
| -total outstanding dues other than micro and small enterprises | | 5,900 | 5,900 |
| Other current liabilities | 9 | 3,244,029 | 3,234,521 |
| Total liabilities | | 3,249,929 | 3,240,421 |
| Total Equity and Liabilities | | 3,059,976 | 3,060,625 |

Summary of significant accounting policies

3

The accompanying notes are an integral part of the financial statements.

As per our report of even date

For Rajeev & Ajay

Firm registration No : 009977N

Chartered Accountants

Ajay Kumar Sachdeva

Ajay Kumar Sachdeva
Partner
Membership No. : 08402436

For and on behalf of the Board of Directors of
JIG PROPBUILD PRIVATE LIMITED

Sushma
Sushma Sharma
Director
DIN-08657450

Naresh Kumar
Naresh Kumar
Director
DIN- 08402436

Place : New Delhi
Date : 19 May 2021

JIG PROPBUILD PRIVATE LIMITED
STATEMENT OF PROFIT AND LOSS FOR THE YEAR ENDED 31 MARCH 2021
(Amount in rupees, unless otherwise stated)

| Particulars | Notes | 31 March 2021 | 31 March 2020 |
|--|-------|-----------------|----------------|
| Revenue | | - | - |
| Total Income | | - | - |
| EXPENSES | | | |
| Finance costs | 10 | 649 | 649 |
| Other expenses | 11 | 9,508 | 8,636 |
| Total Expenses | | 10,157 | 9,285 |
| (Loss) before tax from continuing operations | | (10,157) | (9,285) |
| Tax expense: | | | |
| Current tax | | - | - |
| (Loss) for the year from continuing operations | | (10,157) | (9,285) |
| Other comprehensive income | | - | - |
| Total other comprehensive income for the year, net of tax | | - | - |
| Total comprehensive (loss) for the year, net of tax | | (10,157) | (9,285) |
| Earnings per equity share: | 12 | | |
| (1) Basic | | (1.02) | (0.93) |
| (2) Diluted | | (1.02) | (0.93) |

Summary of significant accounting policies

3

The accompanying notes are an integral part of the financial statements.

As per our report of even date

For Rajeev & Ajay

Firm registration No : 009077N

Chartered Accountants

Ajay Kumar Sachdeva
Ajay Kumar Sachdeva
Partner
Membership No. : 084302

For and on behalf of the Board of Directors of
JIG PROPBUILD PRIVATE LIMITED

Sushma
Sushma Sharma
Director
DIN-08657450

Naresh Kumar
Naresh Kumar
Director
DIN- 08402436

Place : New Delhi
Date : 19 May 2021

JIVE PROPBUILD PRIVATE LIMITED
BALANCE SHEET AS AT 31 MARCH 2021
(Amount in rupees, unless otherwise stated)

| | Note | As at 31 March 2021 | As at 31 March 2020 |
|--|------|------------------------|------------------------|
| ASSETS | | | |
| Current assets | | | |
| Inventories | 4 | 108,027 | 108,027 |
| Financial assets | | | |
| Cash and cash equivalents | 5 | 23,730 | 24,379 |
| Other current assets | 6 | - | - |
| Total Assets | | 131,757 | 132,406 |
| EQUITY AND LIABILITIES | | | |
| Equity | | | |
| Equity share capital | 7 | 100,000 | 100,000 |
| Other equity | 8 | (288,314) | (278,158) |
| Total equity | | (188,314) | (178,158) |
| LIABILITIES | | | |
| Current liabilities | | | |
| Financial liabilities | | | |
| Trade payables | 9 | 5,901 | 5,901 |
| -total outstanding dues other than micro and small enterprises | | | |
| Other current liabilities | 10 | 314,170 | 304,663 |
| Total liabilities | | 320,071 | 310,564 |
| Total Equity and Liabilities | | 131,757 | 132,406 |
| Summary of significant accounting policies | 3 | | |

The accompanying notes are an integral part of the financial statements.

As per our report of even date

For Rajeev & Ajay


Firm registration No : 009977N

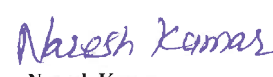
Chartered Accountants



Ajay Kumar Sachdeva
Partner
Membership No. : 084302

For and on behalf of the Board of Directors of
JIVE PROPBUILD PRIVATE LIMITED


Sushma Sharma
Director
DIN-08657450


Naresh Kumar
Director
DIN- 08402436

Place : New Delhi

Date : 19 May 2021

JIVE PROPBUILD PRIVATE LIMITED
STATEMENT OF PROFIT AND LOSS FOR THE YEAR ENDED 31 MARCH 2021
(Amount in rupees, unless otherwise stated)

| Particulars | Notes | 31 March 2021 | 31 March 2020 |
|--|-------|-----------------|----------------|
| Revenue | | - | - |
| Total Income (I) | | - | - |
| EXPENSES | | | |
| Finance costs | 11 | 649 | 649 |
| Other expenses | 12 | 9,507 | 8,948 |
| Total Expenses (II) | | 10,156 | 9,597 |
| (Loss) before tax from continuing operations (I-II) | | (10,156) | (9,597) |
| Tax expense: | | | |
| Current tax | | - | - |
| (Loss) for the year from continuing operations | | (10,156) | (9,597) |
| Other comprehensive income | | - | - |
| Total other comprehensive income for the year, net of tax | | - | - |
| Total comprehensive (loss) for the year, net of tax | | (10,156) | (9,597) |
| Earnings per equity share: | 13 | | |
| (1) Basic | | (1.02) | (0.96) |
| (2) Diluted | | (1.02) | (0.96) |

Summary of significant accounting policies

3

The accompanying notes are an integral part of the financial statements.

As per our report of even date

For Rajeev & Ajay

Firm registration No : 009977N

Chartered Accountants

Ajay Kumar Sachdeva

Partner

Membership No. 084303



For and on behalf of the Board of Directors of
JIVE PROPBUILD PRIVATE LIMITED

Sushma
Sushma Sharma
Director
DIN-08657450

Nareesh Kumar
Nareesh Kumar
Director
DIN- 08402436

Place : New Delhi

Date : 19 May 2021

JUHI PROMOTERS PRIVATE LIMITED
BALANCE SHEET AS AT 31 MARCH 2021
(Amount in Rupees, unless otherwise stated)

| | Notes | As at 31 March 2021 | As at 31 March 2020 |
|--|-------|------------------------|------------------------|
| ASSETS | | | |
| Current assets | | | |
| Financial assets | | | |
| Cash and cash equivalents | 4 | 23,504 | 18,038 |
| Other financial assets | 5 | 1,103,611 | 1,118,571 |
| Total Assets | | 1,127,115 | 1,136,609 |
| EQUITY AND LIABILITIES | | | |
| Equity | | | |
| Equity share capital | 6 | 100,000 | 100,000 |
| Other equity | 7 | 1,013,260 | 1,022,754 |
| Total equity | | 1,113,260 | 1,122,754 |
| LIABILITIES | | | |
| Current liabilities | | | |
| Financial liabilities | | | |
| Trade payables | 8 | - | - |
| -total outstanding dues of micro and small enterprises | | 5,900 | 5,900 |
| -total outstanding dues other than micro and small enterprises | | 7,955 | 7,955 |
| Provisions | 9 | 13,855 | 13,855 |
| Total liabilities | | 13,855 | 13,855 |
| Total Equity and Liabilities | | 1,127,115 | 1,136,609 |
| Summary of significant accounting policies | 3 | | |

The accompanying notes are an integral part of the financial statements.

As per our report of even date

For **N A V R A T N & CO LLP**
Firm Reg. No.: N500107
Chartered Accountants


Nitish Mittal

Partner

Membership No.: 095371



For and on behalf of the Board of Directors of
JUHI PROMOTERS PRIVATE LIMITED


Naresh Kumar

Director

DIN-08402436


Amarjeet Chhikara

Director

DIN-08858736

Place : Gurugram

Date : 19 May 2021

JUHI PROMOTERS PRIVATE LIMITED
STATEMENT OF PROFIT AND LOSS FOR THE YEAR ENDED 31 MARCH 2021
(Amount in Rupees, unless otherwise stated)

| Particulars | Notes | 31 March 2021 | 31 March 2020 |
|---|-------|----------------|----------------|
| Revenue | | - | - |
| Total Income | | - | - |
| EXPENSES | | | |
| Other expenses | 10 | 7,960 | 8,728 |
| Finance costs | 11 | 1,534 | 649 |
| Total Expenses | | 9,494 | 9,377 |
| Profit/(Loss) before tax | | (9,494) | (9,377) |
| Tax expense: | | | |
| Current tax | | - | - |
| Profit/(Loss) for the year | | (9,494) | (9,377) |
| Other comprehensive income/(loss) | | - | - |
| Total other comprehensive income/(loss) for the year, net of tax | | - | - |
| Total comprehensive income/(loss) for the year, net of tax | | (9,494) | (9,377) |
| Earnings per equity share: | 12 | | |
| (1) Basic | | (0.95) | (0.94) |
| (2) Diluted | | (0.95) | (0.94) |

Summary of significant accounting policies

3

The accompanying notes are an integral part of the financial statements.


As per our report of even date


For N A V R A T N & C O L L P
Firm Reg. No.: N500107
Chartered Accountants


Nitish Mittal
Partner
Membership No.: 095371

Place : Gurugram
Date : 19 May 2021

For and on behalf of the Board of Directors of
JUHI PROMOTERS PRIVATE LIMITED


Naresh Kumar
Director
DIN-08402436


Amarjeet Chhikara
Director
DIN-08858736

KAMDHENU PROJECTS PRIVATE LIMITED
BALANCE SHEET AS AT 31 MARCH 2021
(Amount in rupees, unless otherwise stated)

| | Notes | As at 31 March 2021 | As at 31 March 2020 |
|--|-------|------------------------|------------------------|
| ASSETS | | | |
| Non-current assets | | | |
| Financial Assets | | | |
| Investments | 4 | 600,000 | 600,000 |
| | | 600,000 | 600,000 |
| Current assets | | | |
| Inventories | 5 | 291,642,620 | 291,642,620 |
| Financial assets | | | |
| Cash and cash equivalents | 6 | 23,243 | 257 |
| Other financial assets | 7 | 23,167,001 | 23,167,001 |
| Other current assets | 8 | 20,985,619 | 29,534,644 |
| | | 335,818,483 | 344,344,522 |
| Total Assets | | 336,418,483 | 344,944,522 |
| EQUITY AND LIABILITIES | | | |
| Equity | | | |
| Equity share capital | 9 | 100,000 | 100,000 |
| Other equity | 10 | (53,414,620) | (53,658,399) |
| Total equity | | (53,314,620) | (53,558,399) |
| LIABILITIES | | | |
| Current liabilities | | | |
| Financial liabilities | | | |
| Trade payables | 11 | - | - |
| -total outstanding dues of micro and small enterprises | | - | - |
| -total outstanding dues other than micro and small enterprises | | 5,900 | 5,900 |
| Other current liabilities | 12 | 389,727,203 | 398,497,021 |
| Total liabilities | | 389,733,103 | 398,502,921 |
| Total Equity and Liabilities | | 336,418,483 | 344,944,522 |
| Summary of significant accounting policies | 3 | | |

The accompanying notes are an integral part of the financial statements.

As per our report of even date

For **NAV RATN & CO LLP**
Firm Reg. No.: N500107
Chartered Accountants

Nitin Mittal
Partner
Membership No.: 095371



For and on behalf of the Board of Directors of
KAMDHENU PROJECTS PRIVATE LIMITED

Sushma
Sushma Sharma
Director
DIN-08657450

Naresh Kumar
Naresh Kumar
Director
DIN-08402436

Place : Gurugram
Date : 19 May 2021

KAMDHENU PROJECTS PRIVATE LIMITED
STATEMENT OF PROFIT AND LOSS FOR THE YEAR ENDED 31 MARCH 2021
(Amount in rupees, unless otherwise stated)

| Particulars | Notes | 31 March 2021 | 31 March 2020 |
|---|-------|----------------|-----------------|
| Other income | 13 | 338,685 | - |
| Total Income | | 338,685 | - |
| EXPENSES | | | |
| Other expenses | 14 | 12,267 | 27,173 |
| Finance costs | 15 | 649 | 649 |
| Total Expenses | | 12,916 | 27,822 |
| Profit/(Loss) before tax from continuing operations | | 325,769 | (27,822) |
| Tax expense: | | | |
| Current tax | | 81,990 | - |
| Profit/(Loss) for the year from continuing operations | | 243,779 | (27,822) |
| Other comprehensive income | | - | - |
| Total other comprehensive income for the year, net of tax | | - | - |
| Total comprehensive income/(loss) for the year, net of tax | | 243,779 | (27,822) |
| Earnings per equity share: | 16 | | |
| (1) Basic | | 24.38 | (2.78) |
| (2) Diluted | | 24.38 | (2.78) |

Summary of significant accounting policies

3

The accompanying notes are an integral part of the financial statements.

As per our report of even date

For N A V R A T N & C O L L P

Firm Reg. No.: N500107

Chartered Accountants


Nitish Mittal

Partner

Membership No.: 095371



For and on behalf of the Board of Directors of

KAMDHENU PROJECTS PRIVATE LIMITED


Sushma Sharma

Director

DIN-08657450


Naresh Kumar

Director

DIN-08402436

Place : Gurugram

Date : 19 May 2021

KARTIKAY BUILDWELL PRIVATE LIMITED
BALANCE SHEET AS AT 31 MARCH 2021
(Amount in Rupees, unless otherwise stated)

| | Notes | As at 31 March 2021 | As at 31 March 2020 |
|--|-------|------------------------|------------------------|
| ASSETS | | | |
| Non-current assets | | | |
| Property, plant and equipment | 4 | - | - |
| Current assets | | | |
| Financial assets | | | |
| Cash and cash equivalents | 5 | 27,307 | 30,495 |
| Other current assets | 6 | - | - |
| Total assets | | 27,307 | 30,495 |
| EQUITY AND LIABILITIES | | | |
| Equity | | | |
| Equity share capital | 7 | 100,000 | 100,000 |
| Other equity | 8 | | |
| Retained Earnings | | (29,103,020) | (28,931,776) |
| Total equity | | (29,003,020) | (28,831,776) |
| LIABILITIES | | | |
| Current liabilities | | | |
| Financial liabilities | | | |
| Trade payables | 9 | | |
| -total outstanding dues of micro and small enterprises | | - | - |
| -total outstanding dues other than micro and small enterprises | | 5,900 | 20,800 |
| Other current liabilities | 10 | 29,012,447 | 28,829,491 |
| Provisions | 11 | 11,980 | 11,980 |
| Total liabilities | | 29,030,327 | 28,862,271 |
| Total equity and liabilities | | 27,307 | 30,495 |
| Summary of significant accounting policies | 3 | | |

The accompanying notes are an integral part of the financial statements.


As per our report of even date


For NAVRATN & COLL P
Firm Reg. No.: N500107
Chartered Accountants


Nitish Mittal
Partner
Membership No.: 095371

Place : Gurugram
Date : 19 May 2021

For and on behalf of the Board of Directors of
KARTIKAY BUILDWELL PRIVATE LIMITED


Navneet Kaur
Director
DIN- 08324165


Naresh Kumar
Director
DIN- 08402436



KARTIKAY BUILDWELL PRIVATE LIMITED
STATEMENT OF PROFIT AND LOSS FOR THE YEAR ENDED 31 MARCH 2021
(Amount in Rupees, unless otherwise stated)

| Particulars | Notes | 31 March 2021 | 31 March 2020 |
|---|-------|------------------|------------------|
| Other income | 12 | - | 9,180 |
| Total income | | - | 9,180 |
| EXPENSES | | | |
| Finance costs | 13 | 666 | 649 |
| Other expenses | 14 | 170,578 | 169,993 |
| Total Expenses | | 171,244 | 170,642 |
| Profit/(Loss) before tax | | (171,244) | (161,462) |
| Tax expense: | | | |
| Current tax | | - | - |
| Profit/(Loss) for the year from operations | | (171,244) | (161,462) |
| Other comprehensive income | | - | - |
| Total other comprehensive income for the year, net of tax | | - | - |
| Total comprehensive income/(loss) for the year, net of tax | | (171,244) | (161,462) |
| Earnings per equity share: | 15 | | |
| (1) Basic | | (17.12) | (16.15) |
| (2) Diluted | | (17.12) | (16.15) |

Summary of significant accounting policies

3

The accompanying notes are an integral part of the financial statements.

As per our report of even date


For N A V R A T N & C O L L P
Firm Reg. No.: N500107
Chartered Accountants


Nitish Mittal
Partner
Membership No.: 095371



For and on behalf of the Board of Directors of
KARTIKAY BUILDWELL PRIVATE LIMITED


Navncet Kaur
Director
DIN- 08324165


Naresh Kumar
Director
DIN- 08402436

Place : Gurugram
Date : 19 May 2021

KAYAK PROPBUILD PRIVATE LIMITED
BALANCE SHEET AS AT 31 MARCH 2021
(Amount in rupees, unless otherwise stated)

ASSETS

Current assets

| | | | |
|---------------------------|---|-----------|-----------|
| Inventories | 4 | 3,752,674 | 3,752,674 |
| Financial assets | | | |
| Cash and cash equivalents | 5 | 24,541 | 25,190 |

Total Assets

3,777,215 **3,777,864**

EQUITY AND LIABILITIES

Equity

| | | | |
|----------------------|---|------------------|------------------|
| Equity share capital | 6 | 100,000 | 100,000 |
| Other equity | 7 | (290,174) | (280,018) |
| Total equity | | (190,174) | (180,018) |

LIABILITIES

Current liabilities

| | | | |
|--|---|------------------|------------------|
| Financial liabilities | | | |
| Trade payables | 8 | - | - |
| -total outstanding dues of micro and small enterprises | | - | - |
| -total outstanding dues other than micro and small enterprises | | 5,900 | 5,900 |
| Other current liabilities | 9 | 3,961,489 | 3,951,982 |
| Total liabilities | | 3,967,389 | 3,957,882 |

Total Equity and Liabilities

3,777,215 **3,777,864**

Summary of significant accounting policies

3

The accompanying notes are an integral part of the financial statements.

As per our report of even date

For Rajeev & Ajay

Firm registration No. 180078N
Chartered Accountants

Ajay Kumar Sachdeva


Ajay Kumar Sachdeva
Partner
Membership No. : 084302

For and on behalf of the Board of Directors of
KAYAK PROPBUILD PRIVATE LIMITED

Suman Jain
Suman Jain
Director
DIN-08385675

Sushma Sharma
Sushma Sharma
Director
DIN-08657450

Place : New Delhi
Date : 19 May 2021

KAYAK PROPBUILD PRIVATE LIMITED
STATEMENT OF PROFIT AND LOSS FOR THE YEAR ENDED 31 MARCH 2021
(Amount in rupees, unless otherwise stated)

| Particulars | Notes | 31 March 2021 | 31 March 2020 |
|--|-------|-----------------|----------------|
| Revenue | | - | - |
| Total Income (I) | | - | - |
| EXPENSES | | | |
| Finance costs | 10 | 649 | 649 |
| Other expenses | 11 | 9,507 | 8,645 |
| Total Expenses (II) | | 10,156 | 9,294 |
| (Loss) before tax from continuing operations (I-II) | | (10,156) | (9,294) |
| Tax expense: | | | |
| Current tax | | - | - |
| (Loss) for the year from continuing operations | | (10,156) | (9,294) |
| Other comprehensive income | | - | - |
| Total other comprehensive income for the year, net of tax | | - | - |
| Total comprehensive (loss) for the year, net of tax | | (10,156) | (9,294) |
| Earnings per equity share: | 12 | | |
| (1) Basic | | (1.02) | (0.93) |
| (2) Diluted | | (1.02) | (0.93) |

Summary of significant accounting policies

3


The accompanying notes are an integral part of the financial statements.

As per our report of even date

For Rajeev & Ajay

Firm registration No : 009977N


Chartered Accountants


Ajay Kumar Sachdeva
Partner
Membership No. : 084302



For and on behalf of the Board of Directors of
KAYAK PROPBUILD PRIVATE LIMITED


Suman Jain
Director
DIN-08385675


Sushma Sharma
Director
DIN-08657450

Place : New Delhi

Date : 19 May 2021

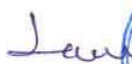
KEDGE PROPBUILD PRIVATE LIMITED
BALANCE SHEET AS AT 31 MARCH 2021
(Amount in rupees, unless otherwise stated)

| | Notes | As at 31 March 2021 | As at 31 March 2020 |
|--|-------|------------------------|------------------------|
| ASSETS | | | |
| Current assets | | | |
| Inventories | 4 | 65,531,354 | 65,531,354 |
| Financial assets | | | |
| Cash and cash equivalents | 5 | 21,867 | 24,727 |
| Total Assets | | 65,553,221 | 65,556,081 |
| EQUITY AND LIABILITIES | | | |
| Equity | | | |
| Equity share capital | 6 | 100,000 | 100,000 |
| Other equity | 7 | 375,588 | 388,104 |
| Total equity | | 475,588 | 488,104 |
| LIABILITIES | | | |
| Current liabilities | | | |
| Financial liabilities | | | |
| Trade payables | 8 | - | - |
| -total outstanding dues of micro and small enterprises | | 5,900 | 5,900 |
| -total outstanding dues other than micro and small enterprises | | | |
| Other current liabilities | 9 | 65,071,733 | 65,062,077 |
| Total liabilities | | 65,077,633 | 65,067,977 |
| Total Equity and Liabilities | | 65,553,221 | 65,556,081 |
| Summary of significant accounting policies | 3 | | |


The accompanying notes are an integral part of the financial statements.

As per our report of even date

For Rajeev & Ajay
Firm registration No : 009977N
Chartered Accountants


Ajay Kumar Sachdeva
Partner
Membership No. : 084302

For and on behalf of the Board of Directors of
KEDGE PROPBUILD PRIVATE LIMITED


Sushma Sharma
Director
DIN-08657450


Suman Jain
Director
DIN-08385675

Place : New Delhi
Date : 19 May 2021

KEDGE PROPBUILD PRIVATE LIMITED
STATEMENT OF PROFIT AND LOSS FOR THE YEAR ENDED 31 MARCH 2021
(Amount in rupees, unless otherwise stated)

| Particulars | Notes | 31 March 2021 | 31 March 2020 |
|--|-------|-----------------|----------------|
| Revenue From Operations | 10 | - | 3,438 |
| Total Income (I) | | - | 3,438 |
| EXPENSES | | | |
| Finance costs | 11 | 649 | 671 |
| Other expenses | 12 | 11,867 | 8,645 |
| Total Expenses (II) | | 12,516 | 9,316 |
| (Loss) before tax from continuing operations (I-II) | | (12,516) | (5,878) |
| Tax expense | | | |
| Current tax | | - | - |
| (Loss) for the year from continuing operations | | (12,516) | (5,878) |
| Other comprehensive income | | - | - |
| Total other comprehensive income for the year, net of tax | | - | - |
| Total comprehensive (loss) for the year, net of tax | | (12,516) | (5,878) |
| Earnings per equity share: | 13 | | |
| (1) Basic | | (1.25) | (0.59) |
| (2) Diluted | | (1.25) | (0.59) |

Summary of significant accounting policies

2

The accompanying notes are an integral part of the financial statements.

As per our report of even date

For Rajeev & Ajay

Firm registration No. 00007751

Chartered Accountants

Ajay Kumar Sachdeva

Ajay Kumar Sachdeva

Partner

Membership No. : 084302



For and on behalf of the Board of Directors of

KEDGE PROPBUILD PRIVATE LIMITED

Sushma

Sushma Sharma

Director

DIN-08657450

Suman

Suman Jain

Director

DIN-08385675

Place : New Delhi

Date : 19 May 2021

KESTREL PROPBUILD PRIVATE LIMITED
BALANCE SHEET AS AT 31 MARCH 2021
(Amount in rupees, unless otherwise stated)

| | Notes | As at 31 March 2021 | As at 31 March 2020 |
|--|-------|------------------------|------------------------|
| ASSETS | | | |
| Current assets | | | |
| Inventories | 4 | 10,163,672 | 10,163,672 |
| Financial assets | | | |
| Cash and cash equivalents | 5 | 24,211 | 24,861 |
| Other financial assets | 6 | 2,276,873 | 2,276,873 |
| Total Assets | | 12,464,756 | 12,465,406 |
| EQUITY AND LIABILITIES | | | |
| Equity | | | |
| Equity share capital | 7 | 100,000 | 100,000 |
| Other equity | 8 | (245,385) | (235,229) |
| Total equity | | (145,385) | (135,229) |
| LIABILITIES | | | |
| Current liabilities | | | |
| Financial liabilities | | | |
| Trade payables | 9 | - | - |
| -total outstanding dues of micro and small enterprises | | - | - |
| -total outstanding dues other than micro and small enterprises | | 5,900 | 5,900 |
| Other current liabilities | 10 | 12,604,241 | 12,594,735 |
| Total liabilities | | 12,610,141 | 12,600,635 |
| Total Equity and Liabilities | | 12,464,756 | 12,465,406 |

Summary of significant accounting policies

3

The accompanying notes are an integral part of the financial statements.

As per our report of even date

For Rajeev & Ajay


Firm registration No : 009977N

Chartered Accountants

Ajay Kumar Sachdeva

Partner

Membership No. : 084302



For and on behalf of the Board of Directors of

KESTREL PROPBUILD PRIVATE LIMITED

Mayank Sharma

Mayank Sharma

Director

DIN-08129100

Shaji Kumar Sasidharan

Shaji Kumar Sasidharan

Director

DIN-07119343

Place : New Delhi

Date : 19 May 2021

KESTREL PROPBUILD PRIVATE LIMITED
STATEMENT OF PROFIT AND LOSS FOR THE YEAR ENDED 31 MARCH 2021
(Amount in rupees, unless otherwise stated)

| Particulars | Notes | 31 March 2021 | 31 March 2020 |
|--|-------|---------------|---------------|
| Revenue | | - | - |
| Total Income (I) | | - | - |
| EXPENSES | | | |
| Finance costs | 11 | 649 | 649 |
| Other expenses | 12 | 9,507 | 8,030 |
| Total Expenses (II) | | 10,156 | 8,679 |
| (Loss) before tax from continuing operations (I-II) | | (10,156) | (8,679) |
| Tax expense: | | | |
| Current tax | | - | - |
| (Loss) for the year from continuing operations | | (10,156) | (8,679) |
| Other comprehensive income | | - | - |
| Total other comprehensive income for the year, net of tax | | - | - |
| Total comprehensive (loss) for the year, net of tax | | (10,156) | (8,679) |
| Earnings per equity share: | 13 | | |
| (1) Basic | | (1.02) | (0.87) |
| (2) Diluted | | (1.02) | (0.87) |
| Summary of significant accounting policies | 3 | | |

The accompanying notes are an integral part of the financial statements.

As per our report of even date

For Rajeev & Ajay
Firm registration No : 009977N
Chartered Accountants

Ajay Kumar Sachdev
Partner
Membership No. : 084102



For and on behalf of the Board of Directors of
KESTREL PROPBUILD PRIVATE LIMITED

Mayank Sharma
Director
DIN-08129100

Shaji Kumar Sasidharan
Director
DIN-07119343

Place : New Delhi
Date : 19 May 2021

KISMET PROPBUILD PRIVATE LIMITED
BALANCE SHEET AS AT 31 MARCH 2021
(Amount in rupees, unless otherwise stated)

| | Notes | As at 31 March 2021 | As at 31 March 2020 |
|--|-------|------------------------|------------------------|
| ASSETS | | | |
| Current assets | | | |
| Inventories | 4 | 169,011,829 | 169,011,829 |
| Financial assets | | | |
| Cash and cash equivalents | 5 | 23,759 | 24,518 |
| Other current assets | 6 | 83,761,371 | 83,761,371 |
| Total Assets | | 252,796,959 | 252,797,718 |
| EQUITY AND LIABILITIES | | | |
| Equity | | | |
| Equity share capital | 7 | 100,000 | 100,000 |
| Other equity | 8 | (133,529,741) | (133,517,225) |
| Total equity | | (133,429,741) | (133,417,225) |
| LIABILITIES | | | |
| Current liabilities | | | |
| Financial liabilities | | | |
| Trade payables | 9 | - | - |
| -total outstanding dues of micro and small enterprises | | 5,900 | 5,900 |
| -total outstanding dues other than micro and small enterprises | | - | - |
| Other current liabilities | 10 | 386,220,800 | 386,209,043 |
| Total liabilities | | 386,226,700 | 386,214,943 |
| Total Equity and Liabilities | | 252,796,959 | 252,797,718 |

Summary of significant accounting policies

3


The accompanying notes are an integral part of the financial statements.


As per our report of even date

For Rajeev & Ajay
Firm registration No : 009977N
Chartered Accountants

Ajay Kumar Sachdeva
Partner
Membership No: 084302

For and on behalf of the Board of Directors of
KISMET PROPBUILD PRIVATE LIMITED


Ajay Kumar
Director
DIN- 08028800


Navjot Singh Wasir
Director
DIN-08398514

Place : New Delhi
Date : 19 May 2021

KISMET PROPBUILD PRIVATE LIMITED
STATEMENT OF PROFIT AND LOSS FOR THE YEAR ENDED 31 MARCH 2021
(Amount in rupees, unless otherwise stated)

| Particulars | Notes | 31 March 2021 | 31 March 2020 |
|--|-------|-----------------|----------------------|
| Other income | | - | - |
| Total Income (I) | | - | - |
| EXPENSES | | | |
| Finance costs | 11 | 649 | 649 |
| Other expenses | 12 | 11,867 | 8,636 |
| Total Expenses (II) | | 12,516 | 9,285 |
| (Loss) before tax from continuing operations (I-II) | | (12,516) | (9,285) |
| Exceptional items: | | | |
| Provision for doubtful advances | | - | 133,033,432 |
| (Loss) before tax from continuing operations | | (12,516) | (133,042,717) |
| Tax expense: | | | |
| Current tax | | - | - |
| (Loss) for the year from continuing operations | | (12,516) | (133,042,717) |
| Other comprehensive income | | - | - |
| Total other comprehensive income for the year, net of tax | | - | - |
| Total comprehensive (loss) for the year, net of tax | | (12,516) | (133,042,717) |
| Earnings per equity share: | 13 | | |
| (1) Basic | | (1.25) | (13,304.27) |
| (2) Diluted | | (1.25) | (13,304.27) |


Summary of significant accounting policies

3

The accompanying notes are an integral part of the financial statements.

As per our report of even date

For Rajeev & Ajay
Firm registration No : 009977N
Chartered Accountants



Ajay Kumar Sachdeva
Partner
Membership No: 084302

For and on behalf of the Board of Directors of
KISMET PROPBUILD PRIVATE LIMITED

Ajay Kumar
Director
DIN- 08028800

Navjot Singh Wasir
Director
DIN-08398514

Place : New Delhi
Date : 19 May 2021

KNOLL PROPBUILD PRIVATE LIMITED
BALANCE SHEET AS AT 31 MARCH 2021
(Amount in rupees, unless otherwise stated)


| | Notes | As at 31 March 2021 | As at 31 March 2020 |
|---|-------|------------------------|------------------------|
| ASSETS | | | |
| Current assets | | | |
| Inventories | 4 | 74,984,505 | 74,984,505 |
| Financial assets | | | |
| Cash and cash equivalents | 5 | 23,843 | 24,492 |
| Total Assets | | 75,008,348 | 75,008,997 |
| EQUITY AND LIABILITIES | | | |
| Equity | | | |
| Equity share capital | 6 | 100,000 | 100,000 |
| Other equity | 7 | (159,208) | (149,052) |
| Total equity | | (59,208) | (49,052) |
| LIABILITIES | | | |
| Current liabilities | | | |
| Financial liabilities | | | |
| Trade payables | 8 | - | - |
| - total outstanding dues of micro and small enterprises | | - | - |
| - total outstanding dues other than micro and small enterprises | | 5,902 | 5,902 |
| Other current liabilities | 9 | 75,061,654 | 75,052,147 |
| Total liabilities | | 75,067,556 | 75,058,049 |
| Total Equity and Liabilities | | 75,008,348 | 75,008,997 |

Summary of significant accounting policies

3


The accompanying notes are an integral part of the financial statements.

As per our report of even date

For Rajeev & Ajay
Firm registration No : 009977N
Chartered Accountants

Ajay Kumar Sachdeva
Partner
Membership No. : 084302

For and on behalf of the Board of Directors of
KNOLL PROPBUILD PRIVATE LIMITED


Manish Kumar
Director
DIN-08376570


Praveesh Kumar
Director
DIN-07256929

Place : New Delhi
Date : 19 May 2021

KNOLL PROPBUILD PRIVATE LIMITED
STATEMENT OF PROFIT AND LOSS FOR THE YEAR ENDED 31 MARCH 2021
(Amount in rupees, unless otherwise stated)

| Particulars | Notes | 31 March 2021 | 31 March 2020 |
|--|-------|-----------------|----------------|
| Revenue | | - | - |
| Total Income (I) | | - | - |
| EXPENSES | | | |
| Finance costs | 10 | 649 | 649 |
| Other expenses | 11 | 9,507 | 8,636 |
| Total Expenses (II) | | 10,156 | 9,285 |
| (Loss) before tax from continuing operations (I-II) | | (10,156) | (9,285) |
| Tax expense: | | | |
| Current tax | | - | - |
| (Loss) for the year from continuing operations | | (10,156) | (9,285) |
| Other comprehensive income | | - | - |
| Total other comprehensive income for the year, net of tax | | - | - |
| Total comprehensive (loss) for the year, net of tax | | (10,156) | (9,285) |
| Earnings per equity share: | 12 | | |
| (1) Basic | | (1.02) | (0.93) |
| (2) Diluted | | (1.02) | (0.93) |


Summary of significant accounting policies

3

The accompanying notes are an integral part of the financial statements.


As per our report of even date

For Rajeev & Ajay
Firm registration No.: 009977N
Chartered Accountants


Ajay Kumar Sachdeva
Partner
Membership No.: 084302

For and on behalf of the Board of Directors of
KNOLL PROPBUILD PRIVATE LIMITED


Manish Kumar
Director
DIN-08376570


Pravesh Kumar
Director
DIN-07256929

Place : New Delhi
Date : 19 May 2021

KUDOS PROPBUILD PRIVATE LIMITED
BALANCE SHEET AS AT 31 MARCH 2021
(Amount in Rupees, unless otherwise stated)

| | Notes | As at 31 March 2021 | As at 31 March 2020 |
|--|-------|------------------------|------------------------|
| ASSETS | | | |
| Current assets | | | |
| Financial assets | | | |
| Cash and cash equivalents | 4 | 24,394 | 25,044 |
| Total Assets | | 24,394 | 25,044 |
| EQUITY AND LIABILITIES | | | |
| Equity | | | |
| Equity share capital | 5 | 100,000 | 100,000 |
| Other equity | 6 | (207,523) | (197,367) |
| Total equity | | (107,523) | (97,367) |
| LIABILITIES | | | |
| Current liabilities | | | |
| Financial liabilities | | | |
| Trade payables | 7 | - | - |
| -total outstanding dues of micro and small enterprises | | 5,900 | 5,900 |
| -total outstanding dues other than micro and small enterprises | | 126,017 | 116,511 |
| Other current liabilities | 8 | 131,917 | 122,411 |
| Total liabilities | | 131,917 | 122,411 |
| Total Equity and Liabilities | | 24,394 | 25,044 |
| Summary of significant accounting policies | 3 | | |

The accompanying notes are an integral part of the financial statements.

As per our report of even date

For Rajeev & Ajay

Firm registration No : 0099727N
Chartered Accountants

Ajay Kumar Sachdev
Partner
Membership No. : 084302



For and on behalf of the Board of Directors of
KUDOS PROPBUILD PRIVATE LIMITED

Seema Shekher
Director
DIN-08376730

Bharat Bhushan Garg
Director
DIN-01669048

Place : New Delhi
Date : 19 May 2021

KUDOS PROPBUILD PRIVATE LIMITED
STATEMENT OF PROFIT AND LOSS FOR THE YEAR ENDED 31 MARCH 2021
(Amount in Rupees, unless otherwise stated)

| Particulars | Notes | 31 March 2021 | 31 March 2020 |
|--|-------|-----------------|-----------------|
| Revenue | | - | - |
| Total Income (I) | | - | - |
| EXPENSES | | | |
| Finance costs | 9 | 649 | 649 |
| Other expenses | 10 | 9,507 | 10,022 |
| Total Expenses (II) | | 10,156 | 10,671 |
| Profit/(Loss) before tax from continuing operations (I-II) | | (10,156) | (10,671) |
| Tax expense: | | | |
| Current Tax | | - | - |
| Profit/(Loss) for the year from continuing operations | | (10,156) | (10,671) |
| Other Comprehensive Income | | - | - |
| Total other comprehensive income for the year, net of tax | | - | - |
| Total comprehensive income/(loss) for the year, net of tax | | (10,156) | (10,671) |
| Earnings per equity share (computed on the basis of profit/(loss) for the year): | 11 | | |
| (1) Basic | | (1.02) | (1.07) |
| (2) Diluted | | (1.02) | (1.07) |
| Summary of significant accounting policies | 3 | | |

The accompanying notes are an integral part of the financial statements.

As per our report of even date

For Rajeev & Ajay
Firm registration No : 009977N
Chartered Accountants

Ajay Kumar Sachdeva
Partner
Membership No. : 084302



For and on behalf of the Board of Directors of
KUDOS PROPBUILD PRIVATE LIMITED

Seema Shekher
Director
DIN-08376730

Bharat Bhushan Garg
Director
DIN-01669048


Place : New Delhi
Date : 19 May 2021

LADLE PROPBUILD PRIVATE LIMITED
BALANCE SHEET AS AT 31 MARCH 2021
(Amount in rupees, unless otherwise stated)

| | Notes | As at 31 March 2021 | As at 31 March 2020 |
|--|-------|------------------------|------------------------|
| ASSETS | | | |
| Current assets | | | |
| Inventories | 4 | 115,705,655 | 115,705,655 |
| Financial assets | | | |
| Cash and cash equivalents | 5 | 24,282 | 24,770 |
| Other financial assets | 6 | 5,790,134 | 5,790,134 |
| Other current assets | 7 | - | 776,809 |
| Total Assets | | 121,520,071 | 122,297,368 |
| EQUITY AND LIABILITIES | | | |
| Equity | | | |
| Equity share capital | 8 | 100,000 | 100,000 |
| Other equity | 9 | (1,193,444) | (1,221,999) |
| Total equity | | (1,093,444) | (1,121,999) |
| LIABILITIES | | | |
| Current liabilities | | | |
| Financial liabilities | | | |
| Trade payables | 10 | - | - |
| -total outstanding dues of micro and small enterprises | | - | - |
| -total outstanding dues other than micro and small enterprises | | 5,900 | 5,900 |
| Other current liabilities | 11 | 122,595,126 | 123,413,467 |
| Provisions | 12 | 12,489 | - |
| Total liabilities | | 122,613,515 | 123,419,367 |
| Total Equity and Liabilities | | 121,520,071 | 122,297,368 |
| Summary of significant accounting policies | 3 | | |

The accompanying notes are an integral part of the financial statements.

As per our report of even date

For Rajeev & Ajay
Firm registration No.: 009977N
Chartered Accountants

Ajay Kumar Sachdeva
Partner
Membership No.: 084302

For and on behalf of the Board of Directors of
LADLE PROPBUILD PRIVATE LIMITED


Manish Kumar
Director
DIN-08376570


Pravesh Kumar
Director
DIN-08376738

Place : New Delhi
Date : 19 May 2021


LADLE PROPBUILD PRIVATE LIMITED
STATEMENT OF PROFIT AND LOSS FOR THE YEAR ENDED 31 MARCH 2021
(Amount in rupees, unless otherwise stated)

| Particulars | Notes | 31 March 2021 | 31 March 2020 |
|---|-------|---------------|---------------|
| Revenue From Operations | 13 | - | 12,499 |
| Other income | 14 | 50,676 | - |
| Total Income (I) | | 50,676 | 12,499 |
| EXPENSES | | | |
| Finance costs | 15 | 649 | 649 |
| Other expenses | 16 | 11,868 | 9,141 |
| Total Expenses (II) | | 12,517 | 9,790 |
| (Profit)/Loss before tax from continuing operations (I-II) | | 38,159 | 2,709 |
| Tax expense: | | | |
| Current tax | | 9,604 | 700 |
| (Profit)/Loss for the year from continuing operations | | 28,555 | 2,009 |
| Other comprehensive income | | - | - |
| Total other comprehensive income for the year, net of tax | | - | - |
| Total comprehensive (Profit) for the year, net of tax | | 28,555 | 2,009 |
| Earnings per equity share: | 17 | | |
| (1) Basic | | 2.86 | 0.20 |
| (2) Diluted | | 2.86 | 0.20 |
| Summary of significant accounting policies | 3 | | |

The accompanying notes are an integral part of the financial statements.

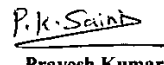
As per our report of even date

For Rajeev & Ajay
Firm registration No : 009977N
Chartered Accountants


Ajay Kumar Sachdeva
Partner
Membership No. : 084302

For and on behalf of the Board of Directors of
LADLE PROPBUILD PRIVATE LIMITED


Manish Kumar
Director
DIN-08376570


Pravesh Kumar
Director
DIN-08376738

Place : New Delhi
Date : 19 May 2021

LAVISH PROPBUILD PRIVATE LIMITED
BALANCE SHEET AS AT 31 MARCH 2021
(Amount in rupees, unless otherwise stated)

ASSETS

Current assets

Financial assets

Cash and cash equivalents

Other current assets

Total Assets

| Notes | As at 31 March 2021 | As at 31 March 2020 |
|-------|------------------------|------------------------|
| 4 | 21,174 | 24,033 |
| 5 | - | - |
| | 21,174 | 24,033 |

EQUITY AND LIABILITIES

Equity

Equity share capital

Other equity

Total equity

| | | |
|---|---------------------|---------------------|
| 6 | 100,000 | 100,000 |
| 7 | (83,561,577) | (83,549,060) |
| | (83,461,577) | (83,449,060) |

LIABILITIES

Current liabilities

Financial liabilities

Trade payables

-total outstanding dues of micro and small enterprises

-total outstanding dues other than micro and small enterprises

Other current liabilities

Total liabilities

| | | |
|---|-------------------|-------------------|
| 8 | - | - |
| | 5,900 | 5,900 |
| 9 | 83,476,851 | 83,467,193 |
| | 83,482,751 | 83,473,093 |

Total Equity and Liabilities

| | | |
|--|---------------|---------------|
| | 21,174 | 24,033 |
|--|---------------|---------------|

Summary of significant accounting policies

3

The accompanying notes are an integral part of the financial statements.

As per our report of even date

For Rajeev & Ajay


Firm registration No : 009977N

Chartered Accountants

Ajay Kumar Sachdeva

Partner

Membership No. : 084302



For and on behalf of the Board of Directors of
LAVISH PROPBUILD PRIVATE LIMITED

Shah Maqbool Alam

Director

DIN-06694170

Navjot Singh Wasir

Director

DIN-08398514

Place : New Delhi


Date : 19 May 2021

LAVISH PROPBUILD PRIVATE LIMITED
STATEMENT OF PROFIT AND LOSS FOR THE YEAR ENDED 31 MARCH 2021
(Amount in rupees, unless otherwise stated)


| Particulars | Notes | 31 March 2021 | 31 March 2020 |
|--|-------|-----------------|---------------------|
| Revenue | | - | - |
| Total Income (I) | | - | - |
| EXPENSES | | | |
| Finance costs | 10 | 649 | 667 |
| Other expenses | 9 | 11,868 | 8,636 |
| Total Expenses (II) | | 12,517 | 9,303 |
| (Loss) before tax and exceptional items from continuing operations (I-II) | | (12,517) | (9,303) |
| Exceptional items: | | | |
| Provision for doubtful advances | | - | 80,000,000 |
| (Loss) before tax from continuing operations | | (12,517) | (80,009,303) |
| Tax expense: | | | |
| Current tax | | - | - |
| (Loss) for the year from continuing operations | | (12,517) | (80,009,303) |
| Other comprehensive income | | - | - |
| Total other comprehensive income for the year, net of tax | | - | - |
| Total comprehensive (loss) for the year, net of tax | | (12,517) | (80,009,303) |
| Earnings per equity share: | 12 | | |
| (1) Basic | | (1.25) | (8,000.93) |
| (2) Diluted | | (1.25) | (8,000.93) |
| Summary of significant accounting policies | 3 | | |


The accompanying notes are an integral part of the financial statements.

As per our report of even date

For Rajeev & Ajay
Firm registration No : 009977N
Chartered Accountants

Ajay Kumar Sachdeva
Partner
Membership No. : 084302

For and on behalf of the Board of Directors of
LAVISH PROPBUILD PRIVATE LIMITED


Shah Maqbool Alam
Director
DIN-06694170


Navjot Singh Wasir
Director
DIN-08398514

Place : New Delhi
Date : 19 May 2021

LEGEND BUILDCON PRIVATE LIMITED
BALANCE SHEET AS AT 31 MARCH 2021
(Amount in Rupees, unless otherwise stated)

| | Notes | As at 31 March 2021 | As at 31 March 2020 |
|--|-------|------------------------|------------------------|
| ASSETS | | | |
| Non-current assets | | | |
| Financial assets | | | |
| Investments | 4 | 95,303,898 | 95,303,898 |
| | | 95,303,898 | 95,303,898 |
| Current assets | | | |
| Inventories | 5 | 146,725,157 | 146,179,997 |
| Financial assets | | | |
| Cash and cash equivalents | 6 | 28,517 | 56,096 |
| Other financial assets | 7 | 13,813,411 | 13,813,411 |
| Other current assets | 8 | 22,970 | 22,970 |
| Total Assets | | 255,893,953 | 255,376,372 |
| EQUITY AND LIABILITIES | | | |
| Equity | | | |
| Equity share capital | 9 | 100,000 | 100,000 |
| Other equity | 10 | (10,486,601) | (10,474,186) |
| Total equity | | (10,386,601) | (10,374,186) |
| LIABILITIES | | | |
| Current liabilities | | | |
| Financial liabilities | | | |
| Trade payables | 11 | - | - |
| -total outstanding dues of micro and small enterprises | | 135,095 | 65,795 |
| -total outstanding dues other than micro and small enterprises | 12 | 266,145,459 | 265,684,763 |
| Other current liabilities | | | |
| Total liabilities | | 266,280,554 | 265,750,558 |
| Total Equity and Liabilities | | 255,893,953 | 255,376,372 |
| Summary of significant accounting policies | | | |
| | 3 | | |

The accompanying notes are an integral part of the financial statements.

As per our report of even date

For Rajeev & Ajay


Firm registration No : 009977N

Chartered Accountants/

Ajay Kumar Sachdeva

Partner

Membership No. 08430



For and on behalf of the Board of Directors of
LEGEND BUILDCON PRIVATE LIMITED

Manish Kumar

Director

DIN-08376570

P. K. Saini

Pravesh Kumar

Director

DIN-08376738

Place : New Delhi

Date : 19 May 2021

LEGEND BUILDCON PRIVATE LIMITED
STATEMENT OF PROFIT AND LOSS FOR THE YEAR ENDED 31 MARCH 2021
(Amount in Rupees, unless otherwise stated)

| Particulars | Notes | 31 March 2021 | 31 March 2020 |
|--|-------|-----------------|------------------|
| Other income | 13 | - | 1,538 |
| Total Income (I) | | - | 1,538 |
| EXPENSES | | | |
| Finance costs | 14 | 649 | 1,003 |
| Other expenses | 15 | 11,766 | 680,654 |
| Total Expenses (II) | | 12,415 | 681,657 |
| Profit/(Loss) before tax from continuing operations (I-II) | | (12,415) | (680,119) |
| Tax expense: | | | |
| Current Tax | | - | - |
| Profit/(Loss) for the year from continuing operations | | (12,415) | (680,119) |
| Other Comprehensive Income | | - | - |
| Total other comprehensive income for the year, net of tax | | - | - |
| Total comprehensive income/(loss) for the year, net of tax | | (12,415) | (680,119) |
| Earnings per equity share (computed on the basis of profit/(loss) for the year): | 16 | | |
| (1) Basic | | (1.24) | (68.01) |
| (2) Diluted | | (1.24) | (68.01) |

Summary of significant accounting policies


3

The accompanying notes are an integral part of the financial statements.

As per our report of even date

For Rajeev & Ajay
Firm registration No : 009977N
Chartered Accountants

Ajay Kumar Sachdeva
Partner
Membership No: 084302



For and on behalf of the Board of Directors of
LEGEND BUILDCON PRIVATE LIMITED

Manish Kumar
Director
DIN-08376570

(Signature)

P. K. Saini

Pravesh Kumar
Director
DIN-08376738

Place : New Delhi
Date : 19 May 2021

LEGEND BUILDWELL PRIVATE LIMITED
BALANCE SHEET AS AT 31 MARCH 2021
(Amount in rupees, unless otherwise stated)

| | Notes | As at 31 March 2021 | As at 31 March 2020 |
|--|-------|------------------------|------------------------|
| ASSETS | | | |
| Current assets | | | |
| Inventories | 4 | 19,626,380 | 19,626,380 |
| Financial assets | | | |
| Cash and cash equivalents | 5 | 22,469 | 25,329 |
| Total Assets | | 19,648,849 | 19,651,709 |
| EQUITY AND LIABILITIES | | | |
| Equity | | | |
| Equity share capital | 6 | 100,000 | 100,000 |
| Other equity | 7 | (448,311) | (436,418) |
| Total equity | | (348,311) | (336,418) |
| LIABILITIES | | | |
| Current liabilities | | | |
| Financial liabilities | | | |
| Trade payables | | | |
| -total outstanding dues of micro and small enterprises | | - | |
| -total outstanding dues other than micro and small enterprises | 8 | 5,900 | 5,900 |
| Other current liabilities | 9 | 19,991,260 | 19,982,227 |
| Total liabilities | | 19,997,160 | 19,988,127 |
| Total Equity and Liabilities | | 19,648,849 | 19,651,709 |
| Summary of significant accounting policies | 3 | | |

The accompanying notes are an integral part of the financial statements.


As per our report of even date

For Rajeev & Ajay
Firm registration No : 009977N
Chartered Accountants

Ajay Kumar Sachdeva
Partner
Membership No. : 084302

For and on behalf of the Board of Directors of
LEGEND BUILDWELL PRIVATE LIMITED


Manish Kumar
Director
DIN-08376570


Pravesh Kumar
Director
DIN-08376738

Place : New Delhi
Date : 19 May 2021

LEGEND BUILDWELL PRIVATE LIMITED
STATEMENT OF PROFIT AND LOSS FOR THE YEAR ENDED 31 MARCH 2021
(Amount in rupees, unless otherwise stated)

| Particulars | Notes | 31 March 2021 | 31 March 2020 |
|---|-------|-----------------|----------------|
| Other income | | - | - |
| Total Income (I) | | - | - |
| EXPENSES | | | |
| Finance costs | 10 | 649 | 649 |
| Other expenses | 11 | 11,244 | 6,203 |
| Total Expenses (II) | | 11,893 | 6,852 |
| Profit/(Loss) before tax from continuing operations (I-II) | | (11,893) | (6,852) |
| Tax expense: | | | |
| Current tax | | - | - |
| Profit/(Loss) for the year from continuing operations | | (11,893) | (6,852) |
| Other comprehensive income | | - | - |
| Total other comprehensive income for the year, net of tax | | - | - |
| Total comprehensive (loss) for the year, net of tax | | (11,893) | (6,852) |
| Earnings per equity share: | 12 | | |
| (1) Basic | | (1.19) | (0.69) |
| (2) Diluted | | (1.19) | (0.69) |


Summary of significant accounting policies

3

The accompanying notes are an integral part of the financial statements.


As per our report of even date

For Rajeev & Ajay
Firm registration No : 009977N
Chartered Accountants


Ajay Kumar Sachdeva
Partner
Membership No. : 084302

For and on behalf of the Board of Directors of
LEGEND BUILDWELL PRIVATE LIMITED


Manish Kumar
Director
DIN-08376570


Pravesh Kumar
Director
DIN-08376738

Place : New Delhi
Date : 19 May 2021

LOGICAL DEVELOPERS PRIVATE LIMITED
BALANCE SHEET AS AT 31 MARCH 2021
(Amount in rupees, unless otherwise stated)

| | Notes | As at 31 March 2021 | As at 31 March 2020 |
|--|-------|------------------------|------------------------|
| ASSETS | | | |
| Non-current assets | | | |
| Financial assets | | | |
| Investments | 4 | 209,404,229 | 209,404,229 |
| | | 209,404,229 | 209,404,229 |
| Current assets | | | |
| Inventories | 5 | 830,372,642 | 836,662,524 |
| Financial assets | | | |
| Cash and cash equivalents | 6 | 249,616 | 174,579 |
| Other financial assets | 7 | 89,284,545 | 84,383,255 |
| Other current assets | 8 | 46,837,520 | 48,363,263 |
| Total assets | | 1,176,148,552 | 1,178,987,850 |
| EQUITY AND LIABILITIES | | | |
| Equity | | | |
| Equity share capital | 9 | 60,200,000 | 60,200,000 |
| Other equity | 10 | (473,810,153) | (473,844,217) |
| Total equity | | (413,610,153) | (413,644,217) |
| LIABILITIES | | | |
| Current liabilities | | | |
| Financial liabilities | | | |
| Trade payables | 11 | 268 | - |
| -total outstanding dues of micro and small enterprises | | 53,614 | 198,501 |
| -total outstanding dues other than micro and small enterprises | | | |
| Other current liabilities | 12 | 1,589,685,159 | 1,592,433,566 |
| Provisions | 13 | 19,664 | - |
| Total liabilities | | 1,589,758,705 | 1,592,632,067 |
| Total Equity and Liabilities | | 1,176,148,552 | 1,178,987,850 |
| Summary of significant accounting policies | | | |
| | 3 | | |

The accompanying notes are an integral part of the financial statements.

As per our report of even date

For **NAV RATN & CO LLP**
Firm registration No.: N500107
Chartered Accountants


Nitish Mittal


Partner


Membership No.: 095371



For and on behalf of the Board of Directors of
LOGICAL DEVELOPERS PRIVATE LIMITED


Vivek Singh
Director
DIN-03466774


Rohit Mehta
Director
DIN-06961182


Rohit Rawat
Company Secretary

Place : Gurugram
Date : 19 May 2021

LOGICAL DEVELOPERS PRIVATE LIMITED
STATEMENT OF PROFIT AND LOSS FOR THE YEAR ENDED 31 MARCH 2021
(Amount in rupees, unless otherwise stated)

| Particulars | Notes | 31 March 2021 | 31 March 2020 |
|--|-------|----------------|----------------------|
| Other income | 14 | 107,370 | - |
| Total Income | | 107,370 | - |
| EXPENSES | | | |
| Finance costs | 15 | 1,967 | 732 |
| Other expenses | 16 | 59,882 | 227,568 |
| Total Expenses | | 61,849 | 228,300 |
| Profit/(Loss) before tax and exceptional items from continuing operations | | 45,521 | (228,300) |
| Exceptional items: | | | |
| Provision for doubtful advances | | - | 412,499,181 |
| Profit/(Loss) before tax from continuing operations | | 45,521 | (412,727,481) |
| Tax expense: | | | |
| Current tax | | 11,457 | - |
| Profit/(Loss) for the year from continuing operations | | 34,064 | (412,727,481) |
| Other comprehensive income | | - | - |
| Total other comprehensive income/(loss) for the year, net of tax | | - | - |
| Total comprehensive income/(loss) for the year, net of tax | | 34,064 | (412,727,481) |
| Earnings per equity share: | 17 | | |
| (1) Basic | | 0.01 | (68.56) |
| (2) Diluted | | 0.01 | (68.56) |

Summary of significant accounting policies

3

The accompanying notes are an integral part of the financial statements.


As per our report of even date


For N A V R A T N & C O L L P
Firm registration No.: N500107
Chartered Accountants



Nitish Mittal
Partner
Membership No.: 095371



For and on behalf of the Board of Directors of
LOGICAL DEVELOPERS PRIVATE LIMITED


Vivek Singh
Director
DIN-03466774


Rohit Mehta
Director
DIN-06961182


Rohit Rawat
Company Secretary

Place : Gurugram
Date : 19 May 2021

LOGICAL ESTATES PRIVATE LIMITED
BALANCE SHEET AS AT 31 MARCH 2021
(Amount in rupees, unless otherwise stated)

ASSETS

Non-current assets

Financial assets

Investments

| Notes | As at 31 March 2021 | As at 31 March 2020 |
|-------|------------------------|------------------------|
| 4 | 200,000 | 200,000 |
| | 200,000 | 200,000 |

Current assets

Inventories

Financial assets

Cash and cash equivalents

Other financial assets

Other current assets

| | | |
|---|--------------------|--------------------|
| 5 | 491,579,287 | 507,252,166 |
| 6 | 113,992 | 541,980 |
| 7 | 8,863,259 | 8,863,259 |
| 8 | - | - |
| | 500,756,538 | 516,857,405 |

Total Assets

EQUITY AND LIABILITIES

Equity

Equity share capital

Other equity

Total equity

| | | |
|----|--------------------|--------------------|
| 9 | 100,000 | 100,000 |
| 10 | (9,002,002) | (9,058,224) |
| | (8,902,002) | (8,958,224) |

LIABILITIES

Current liabilities

Financial liabilities

Trade payables

-total outstanding dues of micro and small enterprises

-total outstanding dues other than micro and small enterprises

Other financial liabilities

Other current liabilities

Total liabilities

| | | |
|----|--------------------|--------------------|
| 11 | 6,129 | - |
| | 944,948 | 10,850 |
| 12 | 4,950 | 4,950 |
| 13 | 508,702,513 | 525,799,829 |
| | 509,658,540 | 525,815,629 |

Total Equity and Liabilities

| | |
|--------------------|--------------------|
| 500,756,538 | 516,857,405 |
|--------------------|--------------------|

Summary of significant accounting policies

3

The accompanying notes are an integral part of the financial statements.

As per our report of even date

For N A V R A T N & C O L L P

Firm registration No.: N500107

Chartered Accountants



Nitish Mittal

Partner

Membership No.: 095371



For and on behalf of the Board of Directors of
LOGICAL ESTATES PRIVATE LIMITED



Jitesh Sharma

Director

DIN-08428478



Shishir Lal

Director

DIN- 02210170

Place : Gurugram

Date : 19 May 2021

LOGICAL ESTATES PRIVATE LIMITED
STATEMENT OF PROFIT AND LOSS FOR THE YEAR ENDED 31 MARCH 2021
(Amount in rupees, unless otherwise stated)

| Particulars | Notes | 31 March 2021 | 31 March 2020 |
|---|-------|---------------|-----------------|
| Revenue | 14 | 70,469 | - |
| Total Income | | 70,469 | - |
| EXPENSES | | | |
| Finance costs | 15 | 1,569 | 649 |
| Other expenses | 16 | 12,678 | 42,390 |
| Total Expenses | | 14,247 | 43,039 |
| Profit/(Loss) before tax from continuing operations | | 56,222 | (43,039) |
| Tax expense: | | | |
| Current tax | | - | - |
| Profit/(Loss) for the year from continuing operations | | 56,222 | (43,039) |
| Other comprehensive income | | - | - |
| Total other comprehensive income/(loss) for the year, net of tax | | - | - |
| Total comprehensive income/(loss) for the year, net of tax | | 56,222 | (43,039) |
| Earnings per equity share: | 17 | | |
| (1) Basic | | 5.62 | (4.30) |
| (2) Diluted | | 5.62 | (4.30) |

Summary of significant accounting policies

3

The accompanying notes are an integral part of the financial statements.

As per our report of even date

For N A V R A T N & C O L L P
Firm registration No.: N500107
Chartered Accountants



Nitish Mittal
Partner

Membership No.: 095371



For and on behalf of the Board of Directors of
LOGICAL ESTATES PRIVATE LIMITED


Jitesh Sharma
Director
DIN-08428478


Shishir Lal
Director
DIN- 02210170

Place : Gurugram
Date : 19 May 2021

LOTUS TECHNOBUILD PRIVATE LIMITED
BALANCE SHEET AS AT 31 MARCH 2021
(Amount in rupees, unless otherwise stated)

| | Notes | As at 31 March 2021 | As at 31 March 2020 |
|--|-------|------------------------|------------------------|
| ASSETS | | | |
| Current assets | | | |
| Financial assets | | | |
| Cash and cash equivalents | 4 | 23,801 | 24,450 |
| Total Assets | | 23,801 | 24,450 |
| EQUITY AND LIABILITIES | | | |
| Equity | | | |
| Equity share capital | 5 | 100,000 | 100,000 |
| Other equity | 6 | (4,550,514) | (4,540,357) |
| Total equity | | (4,450,514) | (4,440,357) |
| LIABILITIES | | | |
| Current liabilities | | | |
| Financial liabilities | | | |
| Trade payables | 7 | - | - |
| -total outstanding dues of micro and small enterprises | | - | - |
| -total outstanding dues other than micro and small enterprises | | 5,900 | 5,900 |
| Other current liabilities | 8 | 4,468,415 | 4,458,907 |
| Provisions | 9 | - | - |
| Total liabilities | | 4,474,315 | 4,464,807 |
| Total Equity and Liabilities | | 23,801 | 24,450 |

Summary of significant accounting policies

3

The accompanying notes are an integral part of the financial statements.

As per our report of even date

For Rajeev & Ajay

Firm registration No. 084302
Chartered Accountants



Ajay Kumar Sachdeva
Partner
Membership No. : 084302

For and on behalf of the Board of Directors of
LOTUS TECHNOBUILD PRIVATE LIMITED

Seema Shekhar
Director
DIN-08376730

Pankaj Kishore Chaturvedi
Director
DIN-07119298

Place : New Delhi
Date : 19 May 2021

LOTUS TECHNOBUILD PRIVATE LIMITED
STATEMENT OF PROFIT AND LOSS FOR THE YEAR ENDED 31 MARCH 2021
(Amount in rupees, unless otherwise stated)

| Particulars | Notes | 31 March 2021 | 31 March 2020 |
|---|-------|-----------------|----------------|
| Other Income | 10 | - | 157,500 |
| Total Income (I) | | - | 157,500 |
| EXPENSES | | | |
| Finance costs | 11 | 649 | 649 |
| Other expenses | 12 | 9,508 | 10,031 |
| Total Expenses (II) | | 10,157 | 10,680 |
| Profit/(Loss) before tax from continuing operations (I-II) | | (10,157) | 146,820 |
| Tax expense: | | | |
| Current tax | | - | - |
| Profit/(Loss) for the year from continuing operations | | (10,157) | 146,820 |
| Other comprehensive Income | | - | - |
| Total other comprehensive income for the year, net of tax | | - | - |
| Total comprehensive (loss) for the year, net of tax | | (10,157) | 146,820 |
| Earnings per equity share: | 13 | | |
| (1) Basic | | (1.02) | 14.68 |
| (2) Diluted | | (1.02) | 14.68 |

Summary of significant accounting policies

3

The accompanying notes are an integral part of the financial statements.

As per our report of even date

For Rajeev & Ajay

Firm registration No. 800977N

Chartered Accountants

Ajay Kumar Sachdeva

Partner

Membership No. : 084302



For and on behalf of the Board of Directors of

LOTUS TECHNOBUILD PRIVATE LIMITED

Seema Shekhar

Director

DIN-08376730

Pankaj Kishore Chaturvedi

Director

DIN-07119298

Place : New Delhi

Date : 19 May 2021

MAESTRO ESTATES PRIVATE LIMITED
BALANCE SHEET AS AT 31 MARCH 2021
(Amount in rupees, unless otherwise stated)

| | Notes | As at 31 March 2021 | As at 31 March 2020 |
|--|-------|------------------------|------------------------|
| ASSETS | | | |
| Non-current assets | | | |
| Financial assets | | | |
| Investments | 4 | 100,000 | 100,000 |
| | | 100,000 | 100,000 |
| Current assets | | | |
| Inventories | 5 | 235,306,041 | 235,306,041 |
| Financial assets | | | |
| Cash and cash equivalents | 6 | 21,826 | 17,685 |
| Other current assets | 7 | - | - |
| | | 235,327,867 | 235,323,726 |
| Total Assets | | 235,427,867 | 235,423,726 |
| EQUITY AND LIABILITIES | | | |
| Equity | | | |
| Equity share capital | 8 | 100,000 | 100,000 |
| Other equity | 9 | (2,234,873) | (2,222,046) |
| Total equity | | (2,134,873) | (2,122,046) |
| LIABILITIES | | | |
| Current liabilities | | | |
| Financial liabilities | | | |
| Trade payables | 10 | - | - |
| -total outstanding dues of micro and small enterprises | | 5,900 | 5,900 |
| -total outstanding dues other than micro and small enterprises | | | |
| Other current liabilities | 11 | 237,556,840 | 237,539,872 |
| Total liabilities | | 237,562,740 | 237,545,772 |
| Total Equity and Liabilities | | 235,427,867 | 235,423,726 |

Summary of significant accounting policies

3

The accompanying notes are an integral part of the financial statements.

As per our report of even date

For N A V R A T N & C O L L P

Firm Reg. No.: N500107

Chartered Accountants



Nitish Mittal

Partner

Membership No.: 095371



For and on behalf of the Board of Directors of
MAESTRO ESTATES PRIVATE LIMITED



Navneet Kaur

Director

DIN-08324165



Ramesh Khulbe

Director

DIN-07109071

Place : Gurugram

Date : 19 May 2021

MAESTRO ESTATES PRIVATE LIMITED
STATEMENT OF PROFIT AND LOSS FOR THE YEAR ENDED 31 MARCH 2021
(Amount in rupees, unless otherwise stated)

| Particulars | Notes | 31 March 2021 | 31 March 2020 |
|---|-------|---------------|---------------|
| Revenue | | - | - |
| Total Income | | - | - |
| EXPENSES | | | |
| Finance costs | 12 | 649 | 1,357 |
| Other expenses | 13 | 12,178 | 8,627 |
| Total Expenses | | 12,827 | 9,984 |
| (Loss) before tax from continuing operations | | (12,827) | (9,984) |
| Tax expense: | | | |
| Current tax | | - | - |
| (Loss) for the year from continuing operations | | (12,827) | (9,984) |
| Other comprehensive income | | - | - |
| Total other comprehensive income for the year, net of tax | | - | - |
| Total comprehensive (loss) for the year, net of tax | | (12,827) | (9,984) |
| Earnings per equity share: | 14 | | |
| (1) Basic | | (1.28) | (1.00) |
| (2) Diluted | | (1.28) | (1.00) |

Summary of significant accounting policies

3

The accompanying notes are an integral part of the financial statements.

As per our report of even date

For **NAV R A T N & CO LLP**
Firm Reg. No.: N500107
Chartered Accountants


Nitish Mittal
Partner
Membership No.: 095371



For and on behalf of the Board of Directors of
MAESTRO ESTATES PRIVATE LIMITED


Navneet Kaur
Director
DIN-08324165


Ramesh Khulbe
Director
DIN-07109071

Place : Gurugram
Date : 19 May 2021


MAHONIA ESTATE PRIVATE LIMITED
BALANCE SHEET AS AT 31 MARCH 2021
(Amount in rupees, unless otherwise stated)

| | Notes | As at 31 March 2021 | As at 31 March 2020 |
|--|-------|------------------------|------------------------|
| ASSETS | | | |
| Current assets | | | |
| Inventories | 4 | 25,309,915 | 25,309,915 |
| Financial assets | | | |
| Cash and cash equivalents | 5 | 25,262 | 24,223 |
| Other financial assets | 6 | 19,202,318 | 19,202,318 |
| Total Assets | | 44,537,495 | 44,536,456 |
| EQUITY AND LIABILITIES | | | |
| Equity | | | |
| Equity share capital | 7 | 1,000,000 | 1,000,000 |
| Other equity | 8 | (571,440) | (560,471) |
| Total equity | | 428,560 | 439,529 |
| LIABILITIES | | | |
| Current liabilities | | | |
| Financial liabilities | | | |
| Trade payables | 9 | - | - |
| -total outstanding dues of micro and small enterprises | | 5,900 | 11,800 |
| -total outstanding dues other than micro and small enterprises | | | |
| Other current liabilities | 10 | 44,103,035 | 44,085,127 |
| Total liabilities | | 44,108,935 | 44,096,927 |
| Total Equity and Liabilities | | 44,537,495 | 44,536,456 |
| Summary of significant accounting policies | | | |
| | 3 | | |

The accompanying notes are an integral part of the financial statements.

As per our report of even date

For Rajeev & Ajay
Firm registration No : 009977N
Chartered Accountants V & AJAY
NEW DELHI
Ajay Kumar Sachdeva
Partner
Membership No. 084302



For and on behalf of the Board of Directors of
MAHONIA ESTATE PRIVATE LIMITED

Gaurav Dutta
Gaurav Dutta
Director
DIN-08657459

Amir Kumar Beniwal
Amir Kumar Beniwal
Director
DIN-08129129

Place : New Delhi
Date : 19 May 2021

MAHONIA ESTATE PRIVATE LIMITED
STATEMENT OF PROFIT AND LOSS FOR THE YEAR ENDED 31 MARCH 2021
(Amount in rupees, unless otherwise stated)

| Particulars | Notes | 31 March 2021 | 31 March 2020 |
|---|-------|-----------------|-----------------|
| Revenue Income | | - | - |
| Total Income (I) | | - | - |
| EXPENSES | | | |
| Finance costs | 11 | 649 | 649 |
| Other expenses | 12 | 10,320 | 9,548 |
| Total Expenses (II) | | 10,969 | 10,197 |
| Profit/(Loss) before tax from continuing operations (I-II) | | (10,969) | (10,197) |
| Tax expense: | | | |
| Current tax | | - | - |
| Profit/(Loss) for the year from continuing operations | | (10,969) | (10,197) |
| Other comprehensive income | | - | - |
| Total other comprehensive income for the year, net of tax | | - | - |
| Total comprehensive (loss) for the year, net of tax | | (10,969) | (10,197) |
| Earnings per equity share: | 13 | | |
| (1) Basic | | (1.10) | (1.02) |
| (2) Diluted | | (1.10) | (1.02) |

Summary of significant accounting policies

3

The accompanying notes are an integral part of the financial statements.

As per our report of even date

For Rajeev & Ajay


Firm registration No : 009977N

Chartered Accountants

Ajay Kumar Sachdeva DELHI

Partner

Membership No.: 084302



For and on behalf of the Board of Directors of
MAHONIA ESTATE PRIVATE LIMITED

Gaurav Dutta

Director

DIN-08657459

Anil Kumar Beniwal

Director

DIN-08129129

Place : New Delhi

Date : 19 May 2021

MANSAROVAR PROJECTS PRIVATE LIMITED
BALANCE SHEET AS AT 31 MARCH 2021
(Amount in rupees, unless otherwise stated)

| | Notes | As at 31 March 2021 | As at 31 March 2020 |
|--|-------|------------------------|------------------------|
| ASSETS | | | |
| Current assets | | | |
| Inventories | 4 | 115,674,510 | 115,674,510 |
| Financial assets | | | |
| Cash and cash equivalents | 5 | 21,686 | 18,821 |
| Total Assets | | 115,696,196 | 115,693,331 |
| EQUITY AND LIABILITIES | | | |
| Equity | | | |
| Equity share capital | 6 | 1,000,000 | 1,000,000 |
| Other equity | 7 | (436,089) | (422,565) |
| Total equity | | 563,911 | 577,435 |
| LIABILITIES | | | |
| Current liabilities | | | |
| Financial liabilities | | | |
| Trade payables | 8 | - | - |
| -total outstanding dues of micro and small enterprises | | 5,900 | 227,494 |
| -total outstanding dues other than micro and small enterprises | | | |
| Other current liabilities | 9 | 115,126,385 | 114,888,402 |
| Total liabilities | | 115,132,285 | 115,115,896 |
| Total Equity and Liabilities | | 115,696,196 | 115,693,331 |
| Summary of significant accounting policies | 3 | | |

The accompanying notes are an integral part of the financial statements.

As per our report of even date

For NAVRATN & COLLP
Firm Reg. No.: N500107
Chartered Accountants

Nishu Mittal
Partner

Membership No.: 095371



For and on behalf of the Board of Directors of
MANSAROVAR PROJECTS PRIVATE LIMITED

Dhiraj Kumar Singh
Director
DIN-08375395

Manish Kumar
Director
DIN-08376582

Place : Gurugram
Date : 19 May 2021

MANSAROVAR PROJECTS PRIVATE LIMITED
STATEMENT OF PROFIT AND LOSS FOR THE YEAR ENDED 31 MARCH 2021
(Amount in rupees, unless otherwise stated)

| Particulars | Notes | 31 March 2021 | 31 March 2020 |
|--|-------|-----------------|-----------------|
| Revenue | | - | - |
| Total Income (I) | | - | - |
| EXPENSES | | | |
| Finance costs | 10 | 1,257 | 649 |
| Other expenses | 11 | 12,267 | 10,457 |
| Total Expenses (II) | | 13,524 | 11,106 |
| (Loss) before tax from continuing operations (I-II) | | (13,524) | (11,106) |
| Tax expense: | | | |
| Current tax | | - | - |
| (Loss) for the year from continuing operations | | (13,524) | (11,106) |
| Other comprehensive income | | - | - |
| Total other comprehensive income for the year, net of tax | | - | - |
| Total comprehensive (loss) for the year, net of tax | | (13,524) | (11,106) |
| Earnings per equity share: | 12 | | |
| (1) Basic | | (0.14) | (0.11) |
| (2) Diluted | | (0.14) | (0.11) |
| Summary of significant accounting policies | 3 | | |

The accompanying notes are an integral part of the financial statements.

As per our report of even date

For **NAV R A T N & C O L L P**
Firm Reg. No.: N500107
Chartered Accountants

Nitish Mittal
Partner

Membership No.: 095371



For and on behalf of the Board of Directors of
MANSAROVAR PROJECTS PRIVATE LIMITED

Dhiraj Kumar Singh
Director
DIN-08375395

Manish Kumar
Director
DIN-08376582

Place : Gurugram
Date : 19 May 2021


MARKWEL PROMOTERS PRIVATE LIMITED
BALANCE SHEET AS AT 31 MARCH 2021
(Amount in Rupees, unless otherwise stated)

| | Notes | As at 31 March 2021 | As at 31 March 2020 |
|--|-------|------------------------|------------------------|
| ASSETS | | | |
| Current assets | | | |
| Inventories | 4 | 148,280,586 | 148,280,586 |
| Financial assets | | | |
| Cash and cash equivalents | 5 | 22,025 | 24,884 |
| Total Assets | | 148,302,611 | 148,305,470 |
| EQUITY AND LIABILITIES | | | |
| Equity | | | |
| Equity share capital | 6 | 1,000,000 | 1,000,000 |
| Other equity | 7 | (439,362) | (426,446) |
| Total equity | | 560,638 | 573,554 |
| LIABILITIES | | | |
| Current liabilities | | | |
| Financial liabilities | | | |
| Trade payables | 8 | - | - |
| -total outstanding dues other than micro and small enterprises | | - | - |
| -total outstanding dues of micro and small enterprises | | 5,900 | 5,900 |
| Other current liabilities | 9 | 147,736,073 | 147,726,016 |
| Total liabilities | | 147,741,973 | 147,731,916 |
| Total Equity and Liabilities | | 148,302,611 | 148,305,470 |

Summary of significant accounting policies 3

The accompanying notes are an integral part of the financial statements.

As per our report of even date

For Rajeev & Ajay
Firm registration No : 009977N
Chartered Accountants

Ajay Kumar Sachdeva
Partner
Membership No. : 084302

For and on behalf of the Board of Directors of
MARKWEL PROMOTERS PRIVATE LIMITED


Akshat Maheshwari
Director
DIN-07504909


Rahul Bindle
Director
DIN-02128650

Place : New Delhi
Date : 19 May 2021

MARKWEL PROMOTERS PRIVATE LIMITED
STATEMENT OF PROFIT AND LOSS FOR THE YEAR ENDED 31 MARCH 2021
(Amount in Rupees, unless otherwise stated)


| Particulars | Notes | 31 March 2021 | 31 March 2020 |
|--|-------|-----------------|-----------------|
| Revenue | | - | - |
| Total Income (I) | | - | - |
| EXPENSES | | | |
| Finance costs | 10 | 649 | 649 |
| Other expenses | 11 | 12,267 | 9,952 |
| Total Expenses (II) | | 12,916 | 10,601 |
| Profit/(Loss) before tax from continuing operations (I-II) | | (12,916) | (10,601) |
| Tax expense: | | | |
| Current Tax | | - | - |
| Profit/(Loss) for the year from continuing operations | | (12,916) | (10,601) |
| Other Comprehensive Income | | - | - |
| Total other comprehensive income for the year, net of tax | | - | - |
| Total comprehensive income/(loss) for the year, net of tax | | (12,916) | (10,601) |
| Earnings per equity share (computed on the basis of profit/(loss) for the year): | 12 | | |
| (1) Basic | | (0.13) | (0.11) |
| (2) Diluted | | (0.13) | (0.11) |
| Summary of significant accounting policies | 3 | | |

The accompanying notes are an integral part of the financial statements.

As per our report of even date

For Rajeev & Ajay
Firm registration No : 009977N
Chartered Accountants

Ajay Kumar Sachdeva
Partner
Membership No. : 084302



For and on behalf of the Board of Directors of
MARKWEL PROMOTERS PRIVATE LIMITED

Akshat
Akshat Maheshwari
Director
DIN-07504909

Rahul Bindle
Director
DIN-02128650

Place : New Delhi
Date : 19 May 2021

MG COLONIZERS PRIVATE LIMITED
BALANCE SHEET AS AT 31 MARCH 2021
(Amount in Rupees, unless otherwise stated)

ASSETS

Current assets

Inventories
Financial assets
Cash and cash equivalents

Total Assets

EQUITY AND LIABILITIES

Equity

Equity share capital
Other equity
Total equity

LIABILITIES

Current liabilities

Financial liabilities
Trade payables
-total outstanding dues of micro and small enterprises
-total outstanding dues other than micro and small enterprises
Other current liabilities
Total liabilities

Total Equity and Liabilities

Summary of significant accounting policies

The accompanying notes are an integral part of the financial statements.

As per our report of even date

For Rajeev & Ajay

Firm registration No. 009977N
Chartered Accountants

Ajay Kumar Sachdev
Partner
Membership No. : 084302

Place : New Delhi
Date : 19 May 2021

| Notes | As at 31 March 2021 | As at 31 March 2020 |
|-------|------------------------|------------------------|
| 4 | 28,567,000 | 28,567,000 |
| 5 | 24,514 | 4,223 |
| | 28,591,514 | 28,571,223 |
| 6 | 100,000 | 100,000 |
| 7 | (193,094) | (181,125) |
| | (93,094) | (81,125) |
| 8 | - | - |
| 9 | 14,750 | 6,490 |
| | 28,669,858 | 28,645,858 |
| | 28,684,608 | 28,652,348 |
| | 28,591,514 | 28,571,223 |

3

For and on behalf of the Board of Directors of
MG COLONIZERS PRIVATE LIMITED

Bhupinder Rajjwant Singh
Director
DIN-06583422

Balmund Singh
Director
DIN-08293706

MG COLONIZERS PRIVATE LIMITED
STATEMENT OF PROFIT AND LOSS FOR THE YEAR ENDED 31 MARCH 2021
(Amount in Rupees, unless otherwise stated)

| Particulars | Notes | 31 March 2021 | 31 March 2020 |
|---|-------|-----------------|----------------|
| Other income | | - | - |
| Total Income (I) | | - | - |
| EXPENSES | | | |
| Finance costs | 10 | 2,773 | 649 |
| Other expenses | 11 | 9,196 | 8,333 |
| Total Expenses (II) | | 11,969 | 8,982 |
| Profit/(Loss) before tax from continuing operations (I-II) | | (11,969) | (8,982) |
| Tax expense: | | | |
| Current tax | | - | - |
| Profit/(Loss) for the year from continuing operations | | (11,969) | (8,982) |
| Other Comprehensive Income | | - | - |
| Total other comprehensive income for the year, net of tax | | - | - |
| Total comprehensive income/(loss) for the year, net of tax | | (11,969) | (8,982) |
| Earnings per equity share: | 12 | | |
| (1) Basic | | (1.20) | (0.90) |
| (2) Diluted | | (1.20) | (0.90) |

Summary of significant accounting policies

3

The accompanying notes are an integral part of the financial statements.

As per our report of even date

For Rajeev & Ajay

Firm registration No : 069977N
Chartered Accountants

Ajay Kumar Sachdeva
Partner
Membership No. : 084302

Place : New Delhi
Date : 19 May 2021

**For and on behalf of the Board of Directors of
MG COLONIZERS PRIVATE LIMITED**

Bhupinder Rajjaswant Singh
Director
DIN-06583432

Balmukund Singh
Director
DIN-08293706

MILKY WAY REALTORS PRIVATE LIMITED
BALANCE SHEET AS AT 31 MARCH 2021
(Amount in rupees, unless otherwise stated)

| | Notes | As at 31 March 2021 | As at 31 March 2020 |
|--|-------|------------------------|------------------------|
| ASSETS | | | |
| Current assets | | | |
| Inventories | 4 | 832,260,775 | 832,260,775 |
| Financial assets | | | |
| Cash and cash equivalents | 5 | 45,609 | 43,718 |
| Other current assets | 6 | - | - |
| Total Assets | | 832,306,384 | 832,304,493 |
| EQUITY AND LIABILITIES | | | |
| Equity | | | |
| Equity share capital | 7 | 100,000 | 100,000 |
| Other equity | 8 | (132,633,902) | (132,081,987) |
| Total equity | | (132,533,902) | (131,981,987) |
| LIABILITIES | | | |
| Current liabilities | | | |
| Financial liabilities | | | |
| Trade payables | 9 | - | - |
| -total outstanding dues of micro and small enterprises | | 245,900 | 95,900 |
| -total outstanding dues other than micro and small enterprises | 10 | 964,594,386 | 964,190,580 |
| Other current liabilities | | 964,840,286 | 964,286,480 |
| Total liabilities | | 964,840,286 | 964,286,480 |
| Total Equity and Liabilities | | 832,306,384 | 832,304,493 |
| Summary of significant accounting policies | 3 | | |

The accompanying notes are an integral part of the financial statements.

As per our report of even date

For NAVRATN & COLLP
Firm Reg. No.: N500107
Chartered Accountants


Nitish Mittal
Partner
Membership No.: 095371



Place : Gurugram
Date : 19 May 2021

For and on behalf of the Board of Directors of
MILKY WAY REALTORS PRIVATE LIMITED


Meda Aswini
Director
DIN-08394637


Satish Kumar Goyal
Director
DIN-06520570

MILKY WAY REALTORS PRIVATE LIMITED
STATEMENT OF PROFIT AND LOSS FOR THE YEAR ENDED 31 MARCH 2021
(Amount in rupees, unless otherwise stated)

| Particulars | Notes | 31 March 2021 | 31 March 2020 |
|--|-------|------------------|------------------|
| Revenue | | - | - |
| Total Income (I) | | - | - |
| EXPENSES | | | |
| Finance costs | 11 | 649 | 649 |
| Other expenses | 12 | 551,266 | 108,939 |
| Total Expenses (II) | | 551,915 | 109,588 |
| (Loss) before tax from continuing operations (I-II) | | (551,915) | (109,588) |
| Tax expense: | | | |
| Current tax | | - | - |
| (Loss) for the year from continuing operations | | (551,915) | (109,588) |
| Other comprehensive income | | - | - |
| Total other comprehensive income for the year, net of tax | | - | - |
| Total comprehensive (loss) for the year, net of tax | | (551,915) | (109,588) |
| Earnings per equity share: | 13 | | |
| (1) Basic | | (55.19) | (10.96) |
| (2) Diluted | | (55.19) | (10.96) |

Summary of significant accounting policies

3

The accompanying notes are an integral part of the financial statements.

As per our report of even date

For N A V R A T N & C O L L P
Firm Reg. No.: N500107
Chartered Accountants


Nitish Mittal
Partner
Membership No.: 095371



For and on behalf of the Board of Directors of
MILKY WAY REALTORS PRIVATE LIMITED


Meda Aswini
Director
DIN-08394637


Satish Kumar Goyal
Director
DIN-06520570

Place : Gurugram
Date : 19 May 2021

MODULAR ESTATES PRIVATE LIMITED
BALANCE SHEET AS AT 31 MARCH 2021
(Amount in rupees, unless otherwise stated)

| | Notes | As at 31 March 2021 | As at 31 March 2020 |
|--|-------|------------------------|------------------------|
| ASSETS | | | |
| Current assets | | | |
| Financial assets | | | |
| Cash and cash equivalents | 4 | 24,203 | 24,852 |
| Other financial assets | 5 | 694,882 | 702,018 |
| Total Assets | | 719,085 | 726,870 |
| EQUITY AND LIABILITIES | | | |
| Equity | | | |
| Equity share capital | 6 | 1,000,000 | 1,000,000 |
| Other equity | 7 | (286,815) | (279,030) |
| Total equity | | 713,185 | 720,970 |
| LIABILITIES | | | |
| Current liabilities | | | |
| Financial liabilities | | | |
| Trade payables | 8 | - | - |
| -total outstanding dues of micro and small enterprises | | - | - |
| -total outstanding dues other than micro and small enterprises | | 5,900 | 5,900 |
| Total liabilities | | 5,900 | 5,900 |
| Total Equity and Liabilities | | 719,085 | 726,870 |
| Summary of significant accounting policies | 3 | | |

The accompanying notes are an integral part of the financial statements.

As per our report of even date

For Rajeev & Ajay

Firm registration No : 009977N

Chartered Accountants

Ajay Kumar Sachdeva

Partner

Membership No. : 084302



For and on behalf of the Board of Directors of
MODULAR ESTATES PRIVATE LIMITED

Shaji Kumar Sasidharan

Director

DIN-07119343

Mayank Sharma

Director

DIN-08129100

Place : New Delhi

Date : 19 May 2021

MODULAR ESTATES PRIVATE LIMITED
STATEMENT OF PROFIT AND LOSS FOR THE YEAR ENDED 31 MARCH 2021
(Amount in rupees, unless otherwise stated)

| Particulars | Notes | 31 March 2021 | 31 March 2020 |
|---|-------|----------------|----------------|
| Revenue | | - | - |
| Total Income (I) | | - | - |
| EXPENSES | | | |
| Finance costs | 9 | 649 | 649 |
| Other expenses | 10 | 7,136 | 8,336 |
| Total Expenses (II) | | 7,785 | 8,985 |
| Profit/(Loss) before tax from continuing operations (I-II) | | (7,785) | (8,985) |
| Tax expense: | | | |
| Current tax | | - | - |
| Profit/(Loss) for the year from continuing operations | | (7,785) | (8,985) |
| Other comprehensive income | | - | - |
| Total other comprehensive income for the year, net of tax | | - | - |
| Total comprehensive (loss) for the year, net of tax | | (7,785) | (8,985) |
| Earnings per equity share: | 11 | | |
| (1) Basic | | (0.08) | (0.09) |
| (2) Diluted | | (0.08) | (0.09) |

Summary of significant accounting policies

3


The accompanying notes are an integral part of the financial statements.

As per our report of even date

For Rajeev & Ajay

Firm registration No : 084478
Chartered Accountants

Ajay Kumar Sachdeva
Partner
Membership No. : 084302



For and on behalf of the Board of Directors of
MODULAR ESTATES PRIVATE LIMITED

Shaji Kumar Sasidharan
Director
DIN-07119343

Mayank Sharma
Director
DIN-08129100

Place : New Delhi
Date : 19 May 2021

MONARCH BUILDCON PRIVATE LIMITED
BALANCE SHEET AS AT 31 MARCH 2021
(Amount in rupees, unless otherwise stated)

ASSETS

Current assets

Inventories
Financial assets
Cash and cash equivalents
Other financial assets
Other current assets

Total Assets

EQUITY AND LIABILITIES

Equity

Equity share capital
Other equity
Total equity

LIABILITIES

Current liabilities

Financial liabilities
Trade payables
-total outstanding dues of micro and small enterprises
-total outstanding dues other than micro and small enterprises
Other current liabilities
Total liabilities

Total Equity and Liabilities

Summary of significant accounting policies

The accompanying notes are an integral part of the financial statements.

As per our report of even date

For N A V R A T N & C O L L P
Firm Reg. No.: N500107
Chartered Accountants



Nitish Mittal
Partner
Membership No.: 095371

Place : Gurugram
Date : 19 May 2021

| Notes | As at 31 March 2021 | As at 31 March 2020 |
|-------|------------------------|------------------------|
| | | |
| 4 | 113,941,282 | 113,941,282 |
| 5 | 22,014 | 21,874 |
| 6 | 5,822,021 | 5,822,021 |
| 7 | 521,177 | 519,067 |
| | 120,306,494 | 120,304,244 |
| | | |
| 8 | 100,000 | 100,000 |
| 9 | (438,397) | (425,881) |
| | (338,397) | (325,881) |
| | | |
| 10 | - | - |
| | 5,900 | 5,900 |
| 11 | 120,638,991 | 120,624,225 |
| | 120,644,891 | 120,630,125 |
| | | |
| | 120,306,494 | 120,304,244 |

3

For and on behalf of the Board of Directors of
MONARCH BUILDCON PRIVATE LIMITED


Mayank Sharma
Director
DIN-08129100


Shaji Kumar Sasidharan
Director
DIN-07119343



MONARCH BUILDCON PRIVATE LIMITED
STATEMENT OF PROFIT AND LOSS FOR THE YEAR ENDED 31 MARCH 2021
(Amount in rupees, unless otherwise stated)

| Particulars | Notes | 31 March 2021 | 31 March 2020 |
|--|-------|-----------------|---------------|
| Revenue | 12 | - | 18,365 |
| Total Income | | - | 18,365 |
| EXPENSES | | | |
| Finance costs | 13 | 650 | 649 |
| Other expenses | 14 | 11,866 | 9,333 |
| Total Expenses | | 12,516 | 9,982 |
| Profit/ (Loss) before tax from continuing operations | | (12,516) | 8,383 |
| Tax expense: | | | |
| Current tax | | - | 2,100 |
| Profit/ (Loss) for the year from continuing operations | | (12,516) | 6,283 |
| Other comprehensive income | | - | - |
| Total other comprehensive income for the year, net of tax | | - | - |
| Total comprehensive income/ (loss) for the year, net of tax | | (12,516) | 6,283 |
| Earnings per equity share: | 15 | | |
| (1) Basic | | (1.25) | 0.63 |
| (2) Diluted | | (1.25) | 0.63 |
| Summary of significant accounting policies | 3 | | |

The accompanying notes are an integral part of the financial statements.

As per our report of even date

For **NAV RATN & CO LLP**
Firm Reg. No.: N500107
Chartered Accountants


Nitish Mittal
Partner
Membership No.: 095371

Place : Gurugram
Date : 19 May 2021

For and on behalf of the Board of Directors of
MONARCH BUILDCON PRIVATE LIMITED


Mayank Sharma
Director
DIN-08129100


Shaji Kumar Sasidharan
Director
DIN-07119343

MONGA PROPERTIES PRIVATE LIMITED
BALANCE SHEET AS AT 31 MARCH 2021
(Amount in rupees, unless otherwise stated)

| | Notes | As at 31 March 2021 | As at 31 March 2020 |
|--|-------|------------------------|------------------------|
| ASSETS | | | |
| Current assets | | | |
| Inventories | 4 | 47,915,670 | 48,076,866 |
| Financial assets | | | |
| Cash and cash equivalents | 5 | 23,711 | 8,320 |
| Other financial assets | 6 | 10,112,489 | 10,157,218 |
| Other current assets | 7 | - | 1,265,513 |
| Total Assets | | 58,051,870 | 59,507,917 |
| EQUITY AND LIABILITIES | | | |
| Equity | | | |
| Equity share capital | 8 | 100,000 | 100,000 |
| Other equity | 9 | (431,688) | (462,113) |
| Total equity | | (331,688) | (362,113) |
| LIABILITIES | | | |
| Current liabilities | | | |
| Financial liabilities | | | |
| Trade payables | 10 | - | - |
| -total outstanding dues of micro and small enterprises | | - | - |
| -total outstanding dues other than micro and small enterprises | | 5,900 | 5,900 |
| Other current liabilities | 11 | 58,362,711 | 59,864,130 |
| Provisions | 12 | 14,947 | - |
| Total liabilities | | 58,383,558 | 59,870,030 |
| Total Equity and Liabilities | | 58,051,870 | 59,507,917 |
| Summary of significant accounting policies | 3 | | |

The accompanying notes are an integral part of the financial statements.

As per our report of even date

For **NAV RATN & CO LLP**
Firm Reg. No.: N500107
Chartered Accountants

Nitish Mittal
Partner
Membership No.: 095371



Place : Gurugram
Date : 19 May 2021

For and on behalf of the Board of Directors of
MONGA PROPERTIES PRIVATE LIMITED

Mayank Sharma
Director
DIN-08129100

Shaji Kumar Sasidharan
Director
DIN-07119343

[Handwritten signature]

MONGA PROPERTIES PRIVATE LIMITED
STATEMENT OF PROFIT AND LOSS FOR THE YEAR ENDED 31 MARCH 2021
(Amount in rupees, unless otherwise stated)

| Particulars | Notes | 31 March 2021 | 31 March 2020 |
|---|-------|---------------|-----------------|
| Other income | 13 | 50,813 | - |
| Total Income | | 50,813 | - |
| EXPENSES | | | |
| Finance costs | 14 | 649 | 649 |
| Other expenses | 15 | 9,506 | 20,723 |
| Total Expenses | | 10,155 | 21,372 |
| Profit/(loss) before tax from continuing operations | | 40,658 | (21,372) |
| Tax expense: | | | |
| Current tax | | 10,233 | - |
| Profit/(loss) for the year from continuing operations | | 30,425 | (21,372) |
| Other comprehensive income | | - | - |
| Total other comprehensive income for the year, net of tax | | - | - |
| Total comprehensive income/(loss) for the year, net of tax | | 30,425 | (21,372) |
| Earnings per equity share: | 16 | | |
| (1) Basic | | 3.04 | (2.14) |
| (2) Diluted | | 3.04 | (2.14) |

Summary of significant accounting policies

3

The accompanying notes are an integral part of the financial statements.

As per our report of even date

For N A V R A T N & C O L L P
Firm Reg. No.: N500107
Chartered Accountants


Nitish Mittal
Partner

Membership No.: 095371



For and on behalf of the Board of Directors of
MONGA PROPERTIES PRIVATE LIMITED


Mayank Sharma
Director
DIN-08129100


Shaji Kumar Sasidharan
Director
DIN-07119343

Place : Gurugram
Date : 19 May 2021

NAAM PROMOTERS PRIVATE LIMITED
BALANCE SHEET AS AT 31 MARCH 2021
(Amount in rupees, unless otherwise stated)

| | Notes | As at 31 March 2021 | As at 31 March 2020 |
|--|-------|------------------------|------------------------|
| ASSETS | | | |
| Current assets | | | |
| Financial assets | | | |
| Cash and cash equivalents | 4 | 24,317 | 406,037 |
| Total Assets | | 24,317 | 406,037 |
| EQUITY AND LIABILITIES | | | |
| Equity | | | |
| Equity share capital | 5 | 150,000 | 150,000 |
| Other equity | 6 | (770,209) | (494,906) |
| Total equity | | (620,209) | (344,906) |
| LIABILITIES | | | |
| Current liabilities | | | |
| Financial liabilities | | | |
| Trade payables | 7 | - | - |
| -total outstanding dues of micro and small enterprises | | 5,900 | 8,150 |
| -total outstanding dues other than micro and small enterprises | | | |
| Other current liabilities | 8 | 638,627 | 742,793 |
| Provisions | 9 | - | - |
| Total liabilities | | 644,527 | 750,943 |
| Total Equity and Liabilities | | 24,317 | 406,037 |
| Summary of significant accounting policies | 3 | | |

The accompanying notes are an integral part of the financial statements.

As per our report of even date

For N A V R A T N & C O L L P
Firm Reg. No.: N500107
Chartered Accountants



Nitish Mittal

Partner

Membership No.: 095371



For and on behalf of the Board of Directors of
NAAM PROMOTERS PRIVATE LIMITED


Bijay Kumar Panda
Director
DIN- 08503814


Meda Aswini
Director
DIN-08394637

Place : Gurugram
Date : 19 May 2021



NAAM PROMOTERS PRIVATE LIMITED
STATEMENT OF PROFIT AND LOSS FOR THE YEAR ENDED 31 MARCH 2021
(Amount in rupees, unless otherwise stated)

| Particulars | Notes | 31 March 2021 | 31 March 2020 |
|---|-------|------------------|------------------|
| Revenue | 10 | 2,780 | 56,642 |
| Total Income | | 2,780 | 56,642 |
| EXPENSES | | | |
| Finance costs | 11 | 731 | 2,164 |
| Other expenses | 12 | 277,353 | 157,452 |
| Total Expenses | | 278,083 | 159,616 |
| (Loss) before tax from continuing operations | | (275,303) | (102,974) |
| Tax expense: | | | |
| Current tax | | - | - |
| (Loss) for the year from continuing operations | | (275,303) | (102,974) |
| Other comprehensive income | | - | - |
| Total other comprehensive income for the year, net of tax | | - | - |
| Total comprehensive income/(loss) for the year, net of tax | | (275,303) | (102,974) |
| Earnings per equity share: | 13 | | |
| (1) Basic | | (18.35) | (6.86) |
| (2) Diluted | | (18.35) | (6.86) |

Summary of significant accounting policies

3

The accompanying notes are an integral part of the financial statements.


As per our report of even date

For N A V R A T N & C O L L P
Firm Reg. No.: N500107
Chartered Accountants


Nitish Mittal
Partner
Membership No.: 095371



For and on behalf of the Board of Directors of
NAAM PROMOTERS PRIVATE LIMITED


Bijay Kumar Panda
Director
DIN- 08503814


Meda Aswini
Director
DIN-08394637

Place : Gurugram
Date : 19 May 2021

NANDITA PROMOTERS PRIVATE LIMITED
BALANCE SHEET AS AT 31 MARCH 2021
(Amount in rupees, unless otherwise stated)

ASSETS

Current assets

Financial assets

Cash and cash equivalents

Total Assets

| Notes | As at 31 March 2021 | As at 31 March 2020 |
|-------|------------------------|------------------------|
| 4 | 24,843 | 24,392 |
| | 24,843 | 24,392 |

EQUITY AND LIABILITIES

Equity

Equity share capital

Other equity

Total equity

| | | |
|---|-----------------|-----------------|
| 5 | 1,000,000 | 1,000,000 |
| 6 | (1,041,386) | (1,030,831) |
| | (41,386) | (30,831) |

LIABILITIES

Current liabilities

Financial liabilities

Trade payables

-total outstanding dues of micro and small enterprises

-total outstanding dues other than micro and small enterprises

Other current liabilities

Total liabilities

| | | |
|---|---------------|---------------|
| 7 | - | - |
| | 5,900 | 5,900 |
| 8 | 60,329 | 49,323 |
| | 66,229 | 55,223 |

Total Equity and Liabilities

| | |
|---------------|---------------|
| 24,843 | 24,392 |
|---------------|---------------|

Summary of significant accounting policies

3

The accompanying notes are an integral part of the financial statements.

As per our report of even date

For Rajeev & Ajay

Firm registration No : 009977N

Chartered Accountants

Ajay Kumar Sachdeva

Partner

Membership No. : 084302



For and on behalf of the Board of Directors of

NANDITA PROMOTERS PRIVATE LIMITED

Seema Shekhar

Director

DIN-08376730

Arun Kumar

Director

DIN-08657473

Place : New Delhi

Date : 19 May 2021

NANDITA PROMOTERS PRIVATE LIMITED
STATEMENT OF PROFIT AND LOSS FOR THE YEAR ENDED 31 MARCH 2021
(Amount in rupees, unless otherwise stated)

| Particulars | Notes | 31 March 2021 | 31 March 2020 |
|---|-------|-----------------|-----------------|
| Revenue Income | | - | - |
| Total Income (I) | | - | - |
| EXPENSES | | | |
| Finance costs | 9 | 649 | 649 |
| Other expenses | 10 | 9,906 | 10,941 |
| Total Expenses (II) | | 10,555 | 11,590 |
| Profit/(Loss) before tax from continuing operations (I-II) | | (10,555) | (11,590) |
| Tax expense: | | | |
| Current tax | | - | - |
| (Loss) for the year from continuing operations | | (10,555) | (11,590) |
| Other comprehensive income | | - | - |
| Total other comprehensive income for the year, net of tax | | - | - |
| Total comprehensive (loss) for the year, net of tax | | (10,555) | (11,590) |
| Earnings per equity share: | 11 | | |
| (1) Basic | | (0.11) | (0.12) |
| (2) Diluted | | (0.11) | (0.12) |

Summary of significant accounting policies

3

The accompanying notes are an integral part of the financial statements.

As per our report of even date

For Rajeev & Ajay

Firm registration No : 009977N

Chartered Accountants

Ajay Kumar Sachdeva

Partner

Membership No. : 084302



For and on behalf of the Board of Directors of
NANDITA PROMOTERS PRIVATE LIMITED

Seema Shekhar

Director

DIN-08376730

Arun Kumar

Director

DIN-08657473

Place : New Delhi

Date : 19 May 2021

NAVRATTAN BUILDCON PRIVATE LIMITED
BALANCE SHEET AS AT 31 MARCH 2021
(Amount in rupees, unless otherwise stated)

| | Notes | As at 31 March 2021 | As at 31 March 2020 |
|--|-------|------------------------|------------------------|
| ASSETS | | | |
| Current assets | | | |
| Inventories | 4 | 119,708,055 | 119,708,055 |
| Financial assets | | | |
| Cash and cash equivalents | 5 | 21,664 | 24,524 |
| Total Assets | | 119,729,719 | 119,732,579 |
| EQUITY AND LIABILITIES | | | |
| Equity | | | |
| Equity share capital | 6 | 1,000,000 | 1,000,000 |
| Other equity | 7 | (467,888) | (454,972) |
| Total equity | | 532,112 | 545,028 |
| LIABILITIES | | | |
| Current liabilities | | | |
| Financial liabilities | | | |
| Trade payables | 8 | - | - |
| -total outstanding dues of micro and small enterprises | | - | - |
| -total outstanding dues other than micro and small enterprises | | 5,900 | 5,900 |
| Other current liabilities | 9 | 119,191,707 | 119,181,651 |
| Total liabilities | | 119,197,607 | 119,187,551 |
| Total Equity and Liabilities | | 119,729,719 | 119,732,579 |

Summary of significant accounting policies 3

The accompanying notes are an integral part of the financial statements.

As per our report of even date

For Rajeev & Ajay
Firm registration No : 009977N
Chartered Accountants

Ajay Kumar Sachdeva
Partner
Membership No. : 084302



For and on behalf of the Board of Directors of
NAVRATTAN BUILDCON PRIVATE LIMITED

Kamal Bajaj
Kamal Bajaj
Director
DIN-06713913

Mayank Sharma
Mayank Sharma
Director
DIN-08129100

Place : New Delhi
Date : 19 May 2021

NAVRATTAN BUILDCON PRIVATE LIMITED
STATEMENT OF PROFIT AND LOSS FOR THE YEAR ENDED 31 MARCH 2021
(Amount in rupees, unless otherwise stated)

| Particulars | Notes | 31 March 2021 | 31 March 2020 |
|---|-------|-----------------|----------------|
| Other income | | - | - |
| Total Income (I) | | - | - |
| EXPENSES | | | |
| Finance costs | 10 | 649 | 649 |
| Other expenses | 11 | 12,267 | 8,336 |
| Total Expenses (II) | | 12,916 | 8,985 |
| Profit/(Loss) before tax from continuing operations (I-II) | | (12,916) | (8,985) |
| Tax expense: | | | |
| Current tax | | - | - |
| Profit/(Loss) for the year from continuing operations | | (12,916) | (8,985) |
| Other comprehensive income | | - | - |
| Total other comprehensive income for the year, net of tax | | - | - |
| Total comprehensive (loss) for the year, net of tax | | (12,916) | (8,985) |
| Earnings per equity share: | 12 | | |
| (1) Basic | | (0.13) | (0.09) |
| (2) Diluted | | (0.13) | (0.09) |

Summary of significant accounting policies

3

The accompanying notes are an integral part of the financial statements.

As per our report of even date

For Rajeev & Ajay

Firm registration No : 0099774
Chartered Accountants

Ajay Kumar Sachdeva
Partner
Membership No. : 084302



For and on behalf of the Board of Directors of
NAVRATTAN BUILDCON PRIVATE LIMITED

Kamal Bajaj
Kamal Bajaj
Director
DIN-06713913

Mayank Sharma
Mayank Sharma
Director
DIN-08129100

Place : New Delhi
Date : 19 May 2021

NAYAS PROJECTS PRIVATE LIMITED
BALANCE SHEET AS AT 31 MARCH 2021
(Amount in Rupees, unless otherwise stated)

| | Notes | 31 March 2021 | 31 March 2020 |
|--|-------|---------------------|---------------------|
| ASSETS | | | |
| Current assets | | | |
| Inventories | 4 | 66,582,419 | 66,582,419 |
| Financial assets | | | |
| Cash and cash equivalents | 5 | 20,977 | 23,855 |
| Other current assets | 6 | 28,317,758 | 22,317,758 |
| Total assets | | 94,921,154 | 88,924,032 |
| EQUITY AND LIABILITIES | | | |
| Equity | | | |
| Equity share capital | 7 | 100,000 | 100,000 |
| Other equity | 8 | (40,476,906) | (39,788,632) |
| Total equity | | (40,376,906) | (39,688,632) |
| LIABILITIES | | | |
| Current liabilities | | | |
| Financial liabilities | | | |
| Trade payables | 9 | - | - |
| -total outstanding dues of micro and small enterprises | | - | - |
| -total outstanding dues other than micro and small enterprises | | 672,654 | 5,900 |
| Other financial liabilities | 10 | 250,000 | 250,000 |
| Other current liabilities | 11 | 134,375,406 | 128,356,764 |
| Total liabilities | | 135,298,060 | 128,612,664 |
| Total equity and liabilities | | 94,921,154 | 88,924,032 |

Summary of significant accounting policies

3

The accompanying notes are an integral part of the financial statements.

As per our report of even date

For N A V R A T N & C O L L P

Firm Reg. No.: N500107

Chartered Accountants


Nitish Mittal

Partner

Membership No.: 095371



Place : Gurugram

Date : 19 May 2021

For and on behalf of the Board of Directors of
NAYAS PROJECTS PRIVATE LIMITED


Mayank Sharma
Director
DIN-08129100


Kamal Bajaj
Director
DIN-06713913



NAYAS PROJECTS PRIVATE LIMITED
STATEMENT OF PROFIT AND LOSS FOR THE YEAR ENDED 31 MARCH 2021
(Amount in Rupees, unless otherwise stated)

| Particulars | Notes | 31 March 2021 | 31 March 2020 |
|---|-------|------------------|------------------|
| Revenue | | - | - |
| Total Income | | - | - |
| EXPENSES | | | |
| Finance costs | 12 | 667 | 716 |
| Other expenses | 13 | 687,607 | 258,336 |
| Total Expenses | | 688,274 | 259,052 |
| Profit/(Loss) before tax | | (688,274) | (259,052) |
| Tax expense: | | | |
| Current tax | | - | - |
| Profit/(Loss) for the year | | (688,274) | (259,052) |
| Other comprehensive income | | - | - |
| Total other comprehensive income for the year, net of tax | | - | - |
| Total comprehensive income/(loss) for the year, net of tax | | (688,274) | (259,052) |
| Earnings per equity share: | 14 | | |
| Basic (Rs.) | | (68.83) | (25.91) |
| Diluted (Rs.) | | (68.83) | (25.91) |

Summary of significant accounting policies 3

The accompanying notes are an integral part of the financial statements.

As per our report of even date

For N A V R A T N & CO LLP

Firm Reg. No.: N500107

Chartered Accountants


Nitish Mittal

Partner

Membership No.: 095371



For and on behalf of the Board of Directors of
NAYAS PROJECTS PRIVATE LIMITED


Mayank Sharma

Director

DIN-08129100


Kamal Bajaj

Director

DIN-06713913

Place : Gurugram

Date : 19 May 2021

NETTLE PROPBUILD PRIVATE LIMITED
BALANCE SHEET AS AT 31 MARCH 2021
(Amount in rupees, unless otherwise stated)

| | Notes | As at 31 March 2021 | As at 31 March 2020 |
|--|-------|------------------------|------------------------|
| ASSETS | | | |
| Current assets | | | |
| Inventories | 4 | 31,663,007 | 31,663,007 |
| Financial assets | | | |
| Cash and cash equivalents | 5 | 22,925 | 25,784 |
| Other financial assets | 6 | 280,231 | 280,231 |
| Total Assets | | 31,966,163 | 31,969,022 |
| EQUITY AND LIABILITIES | | | |
| Equity | | | |
| Equity share capital | 7 | 100,000 | 100,000 |
| Other equity | 8 | (297,201) | (284,685) |
| Total equity | | (197,201) | (184,685) |
| LIABILITIES | | | |
| Current liabilities | | | |
| Financial liabilities | | | |
| Trade payables | 9 | - | - |
| -total outstanding dues of micro and small enterprises | | 5,900 | 5,900 |
| -total outstanding dues other than micro and small enterprises | | | |
| Other current liabilities | 10 | 32,157,464 | 32,147,807 |
| Total liabilities | | 32,163,364 | 32,153,707 |
| Total Equity and Liabilities | | 31,966,163 | 31,969,022 |
| Summary of significant accounting policies | 3 | | |


The accompanying notes are an integral part of the financial statements.

As per our report of even date

For Rajeev & Ajay

Firm registration No : 0090224

Chartered Accountants



Ajay Kumar Sachdeva

Partner

Membership No. : 084302

For and on behalf of the Board of Directors of
NETTLE PROPBUILD PRIVATE LIMITED

Mayank Sharma

Mayank Sharma

Director

DIN-08129100

Kamal Bajaj

Kamal Bajaj

Director

DIN-06713913

Place : New Delhi

Date : 19 May 2021

NETTLE PROPBUILD PRIVATE LIMITED
STATEMENT OF PROFIT AND LOSS FOR THE YEAR ENDED 31 MARCH 2021
(Amount in rupees, unless otherwise stated)

| Particulars | Notes | 31 March 2021 | 31 March 2020 |
|---|-------|-----------------|---------------|
| Revenue From Operations | 11 | - | 52,600 |
| Total Income (I) | | - | 52,600 |
| EXPENSES | | | |
| Finance costs | 12 | 649 | 649 |
| Other expenses | 13 | 11,867 | 7,727 |
| Total Expenses (II) | | 12,516 | 8,376 |
| Profit/(Loss) before tax from continuing operations (I-II) | | (12,516) | 44,224 |
| Tax expense: | | | |
| Current tax | | - | - |
| Profit/(Loss) for the year from continuing operations | | (12,516) | 44,224 |
| Other comprehensive income | | - | - |
| Total other comprehensive income for the year, net of tax | | - | - |
| Total comprehensive income/(loss) for the year, net of tax | | (12,516) | 44,224 |
| Earnings per equity share: | 14 | | |
| (1) Basic | | (1.25) | 4.42 |
| (2) Diluted | | (1.25) | 4.42 |
| Summary of significant accounting policies | 3 | | |

The accompanying notes are an integral part of the financial statements.

As per our report of even date

For Rajeev & Ajay

Firm registration No : 009977N

Chartered Accountants

Ajay Kumar Sachdeva

Partner

Membership No. : 084462



For and on behalf of the Board of Directors of
NETTLE PROPBUILD PRIVATE LIMITED

Mayank Sharma

Mayank Sharma

Director

DIN-08129100

Kamal Bajaj

Kamal Bajaj

Director

DIN-06713913

Place : New Delhi

Date : 19 May 2021

NEWT PROPBUILD PRIVATE LIMITED
BALANCE SHEET AS AT 31 MARCH 2021
(Amount in rupees, unless otherwise stated)

ASSETS

Current assets

Inventories

Financial assets

Cash and cash equivalents

Other financial assets

Total Assets

EQUITY AND LIABILITIES

Equity

Equity share capital

Other equity

Retained earnings

Total equity

LIABILITIES

Current liabilities

Financial liabilities

Trade payables

-total outstanding dues of micro and small enterprises

-total outstanding dues other than micro and small enterprises

Other current liabilities

Total liabilities

Total Equity and Liabilities

Summary of significant accounting policies

The accompanying notes are an integral part of the financial statements.

As per our report of even date

For Rajeev & Ajay

Firm registration No : 00097781

Chartered Accountants

Ajay Kumar Sachdeva

Partner

Membership No. : 084302



| Notes | As at 31 March 2021 | As at 31 March 2020 |
|-------|------------------------|------------------------|
| 4 | 22,695,986 | 20,713,380 |
| 5 | 23,978 | 24,891 |
| 6 | 1,001,117 | 1,001,117 |
| | 23,721,081 | 21,739,388 |
| 7 | 100,000 | 100,000 |
| 8 | (299,240) | (286,721) |
| | (199,240) | (186,721) |
| | 23,721,081 | 21,739,388 |

3

For and on behalf of the Board of Directors of
NEWT PROPBUILD PRIVATE LIMITED

Praveen Kumar Madan

Praveen Kumar Madan

Director

DIN-08595762

Mayank Sharma

Mayank Sharma

Director

DIN-8129100

Place : New Delhi

Date : 19 May 2021

NEWT PROPBUILD PRIVATE LIMITED
STATEMENT OF PROFIT AND LOSS FOR THE YEAR ENDED 31 MARCH 2021
(Amount in rupees, unless otherwise stated)

| Particulars | Notes | 31 March 2021 | 31 March 2020 |
|--|-------|-----------------|----------------|
| Revenue | | - | - |
| Total Income (I) | | - | - |
| EXPENSES | | | |
| Finance costs | 11 | 652 | 649 |
| Other expenses | 12 | 11,867 | 8,939 |
| Total Expenses (II) | | 12,519 | 9,588 |
| (Loss) before tax from continuing operations (I-II) | | (12,519) | (9,588) |
| Tax expense: | | | |
| Current tax | | - | - |
| (Loss) for the year from continuing operations | | (12,519) | (9,588) |
| Other comprehensive income | | - | - |
| Total other comprehensive income for the year, net of tax | | - | - |
| Total comprehensive (loss) for the year, net of tax | | (12,519) | (9,588) |
| Earnings per equity share: | 13 | | |
| (1) Basic | | (1.25) | (0.96) |
| (2) Diluted | | (1.25) | (0.96) |
| Summary of significant accounting policies | 3 | | |

The accompanying notes are an integral part of the financial statements.

As per our report of even date

For Rajeev & Ajay

Firm registration No : 009977N

Chartered Accountants

Ajay Kumar Sachdeva

Partner

Membership No. : 084302



For and on behalf of the Board of Directors of
NEWT PROPBUILD PRIVATE LIMITED

Praveen Kumar Madan

Director

DIN-08595762

Mayank Sharma

Director

DIN-8129100

Place : New Delhi

Date : 19 May 2021