

Notes	As at 31 March 2022	As at 31 March 2021
4	1,59,388.62	1,59,388.62
5	212.04	218.53
6	-	1,25,000.00
	1,59,600.66	2,84,607.15
7	1,000.00	1,000.00
8	(1,91,328.63)	(1,91,210.71)
	(1,90,328.63)	(1,90,210.71)
9	-	-
	59.00	1,25,059.00
10	3,49,870.29	3,49,758.86
11	-	-
	3,49,929.29	4,74,817.86
	1,59,600.66	2,84,607.15

DIVIT ESTATES PRIVATE LIMITED
STATEMENT OF PROFIT AND LOSS FOR THE YEAR ENDED 31 MARCH 2022
(Amount in rupees hundred, unless otherwise stated)

Particulars	Notes	31 March 2022	31 March 2021
Revenue from operations		-	-
Total Income		-	-
EXPENSES			
Finance costs	12	6.49	6.49
Other expenses	13	111.43	126.79
Total Expenses		117.92	133.28
(Loss) before tax from continuing operations		(117.92)	(133.28)
Tax expense:			
Current tax		-	-
(Loss) for the year from continuing operations		(117.92)	(133.28)
Other comprehensive income		-	-
Total other comprehensive income for the year, net of tax		-	-
Total comprehensive (loss) for the year, net of tax		(117.92)	(133.28)
Earnings per equity share:	14		
(1) Basic		(1.18)	(1.33)
(2) Diluted		(1.18)	(1.33)

Summary of significant accounting policies

3

The accompanying notes are an integral part of the financial statements.


As per our report of even date


For **NAV RATN & CO LLP**
Firm registration No.: N500107
Chartered Accountants


Nitish Mittal
Partner
Membership No.: 095371



For and on behalf of the Board of Directors of
DIVIT ESTATES PRIVATE LIMITED


Mitrakant
Director
DIN-08528740


Neelu
Director
DIN-08860672

Place : Gurugram
Date : 26 May 2022

CRONY BUILDERS PRIVATE LIMITED
BALANCE SHEET AS AT 31 MARCH 2022
(Amount in rupees hundred, unless otherwise stated)

	Notes	As at 31 March 2022	As at 31 March 2021
ASSETS			
Current assets			
Inventories	4	32,59,448.53	32,53,147.42
Financial assets			
Cash and cash equivalents	5	265.06	249.26
Total Assets		32,59,713.59	32,53,396.68
EQUITY AND LIABILITIES			
Equity			
Equity share capital	6	1,000.00	1,000.00
Other equity	7	(4,895.31)	(4,787.50)
Total equity		(3,895.31)	(3,787.50)
LIABILITIES			
Current liabilities			
Financial liabilities			
Trade payables	8	-	-
-total outstanding dues of micro and small enterprises		59.00	59.00
-total outstanding dues other than micro and small enterprises	9	32,63,549.89	32,57,125.18
Other current liabilities			
Total liabilities		32,63,608.89	32,57,184.18
Total Equity and Liabilities		32,59,713.58	32,53,396.67
Summary of significant accounting policies	3		

The accompanying notes are an integral part of the financial statements.

As per our report of even date

For Rajeev & Ajay
Firm registration No : 009977N
Chartered Accountants

Rajeev Sabharwal
Partner
Membership No. : 084833



For and on behalf of the Board of Directors of
CRONY BUILDERS PRIVATE LIMITED

Praveen Kumar Madan
Director
DIN-08595762

Priya Vadav
Director
DIN-89461956

Place : New Delhi
Date : 26 May 2022

CRONY BUILDERS PRIVATE LIMITED
STATEMENT OF PROFIT AND LOSS FOR THE YEAR ENDED 31 MARCH 2022
(Amount in rupees hundred, unless otherwise stated)

Particulars	Notes	31 March 2022	31 March 2021
Revenue from operations		-	-
Total Income (I)		-	-
EXPENSES			
Finance costs	10	6.49	5.59
Other expenses	11	101.32	118.67
Total Expenses (II)		107.81	124.26
Profit/(Loss) before tax from continuing operations (I-II)		(107.81)	(124.26)
Tax expense:			
Current tax		-	-
Profit/(Loss) for the year from continuing operations		(107.81)	(124.26)
Other comprehensive income		-	-
Total other comprehensive income for the year, net of tax		-	-
Total comprehensive (loss) for the year, net of tax		(107.81)	(124.26)
Earnings per equity share:	12		
(1) Basic		(1.08)	(1.24)
(2) Diluted		(1.08)	(1.24)

Summary of significant accounting policies

3

The accompanying notes are an integral part of the financial statements.

As per our report of even date

For Rajeev & Ajay
Firm registration No : 009977N
Chartered Accountants

Rajeev Sabharwal
Partner
Membership No. : 084833

For and on behalf of the Board of Directors of
CRONY BUILDERS PRIVATE LIMITED

Praveen Kumar Madan
Director
DIN-08595762

Priya Yadav
Director
DIN-09401956

Place : New Delhi
Date : 26 May 2022

DUCAT BUILDERS PRIVATE LIMITED
BALANCE SHEET AS AT 31 MARCH 2022
(Amount in rupees hundred, unless otherwise stated)

	Notes	31 March 2022	31 March 2021
ASSETS			
Current assets			
Financial assets			
Cash and cash equivalents	4	240.34	246.83
Other financial assets	5	1,90,023.87	1,90,113.47
Total assets		1,90,264.21	1,90,360.30
EQUITY AND LIABILITIES			
Equity			
Equity share capital	6	2,72,000.00	2,72,000.00
Other equity	7	(81,794.79)	(81,698.70)
Total equity		1,90,205.21	1,90,301.30
LIABILITIES			
Current liabilities			
Financial liabilities			
Trade payables	8	-	-
-total outstanding dues of micro and small enterprises		59.00	59.00
-total outstanding dues other than micro and small enterprises		59.00	59.00
Total liabilities		1,90,264.21	1,90,360.30
Total equity and liabilities		1,90,264.21	1,90,360.30

Summary of significant accounting policies 3

The accompanying notes are an integral part of the financial statements.

As per our report of even date

For Sanjay Rastogi & Associates
Firm registration No : 014056N
Chartered Accountants

CA Sanjay Rastogi
Proprietor
Membership No. : 075033



For and on behalf of the Board of Directors of
DUCAT BUILDERS PRIVATE LIMITED

Mitrakant
Director
DIN-08528740

Neelu
Director
DIN-08860672

Place : New Delhi
Date : 26 May 2022

DUCAT BUILDERS PRIVATE LIMITED
STATEMENT OF PROFIT AND LOSS FOR THE YEAR ENDED 31 MARCH 2022
(Amount in rupees hundred, unless otherwise stated)

Particulars	Notes	31 March 2022	31 March 2021
Revenue from operations		-	-
Total Income		-	-
EXPENSES			
Finance costs	9	6.49	6.51
Other expenses	10	89.60	83.48
Total Expenses		96.09	89.99
(Loss) before tax from continuing operations		(96.09)	(89.99)
Tax expense:			
Current tax		-	-
(Loss) for the year from continuing operations		(96.09)	(89.99)
Other comprehensive income		-	-
Total other comprehensive income for the year, net of tax		-	-
Total comprehensive income/(loss) for the year, net of tax		(96.09)	(89.99)
Earnings per equity share:	11		
Basic (Rs.)		(0.0035)	(0.0033)
Diluted (Rs.)		(0.0035)	(0.0033)
Summary of significant accounting policies	3		

The accompanying notes are an integral part of the financial statements.

As per our report of even date

For Sanjay Rastogi & Associates
Firm registration No : 014056N
Chartered Accountants

CA Sanjay Rastogi
Proprietor
Membership No. : 075033



For and on behalf of the Board of Directors of
DUCAT BUILDERS PRIVATE LIMITED

Mitrakant
Director
DIN-08528740

Neelu
Director
DIN-08860672

Place : New Delhi
Date : 26 May 2022

DUMDUM BUILDERS PRIVATE LIMITED
BALANCE SHEET AS AT 31 MARCH 2022
(Amount in rupees hundred, unless otherwise stated)

	Notes	As at 31 March 2022	As at 31 March 2021
ASSETS			
Current assets			
Inventories	4	9,52,300.90	9,48,767.83
Financial assets			
Cash and cash equivalents	5	246.73	226.35
Total Assets		9,52,547.63	9,48,994.18
EQUITY AND LIABILITIES			
Equity			
Equity share capital	6	1,000.00	1,000.00
Other equity	7	(3,322.92)	(3,221.35)
Total equity		(2,322.92)	(2,221.35)
LIABILITIES			
Current liabilities			
Financial liabilities			
Trade payables	8	-	-
-total outstanding dues of micro and small enterprises		59.00	59.00
-total outstanding dues other than micro and small enterprises	9	9,54,811.56	9,51,156.54
Other current liabilities			
Total liabilities		9,54,870.56	9,51,215.54
Total Equity and Liabilities		9,52,547.63	9,48,994.18
Summary of significant accounting policies	3		

The accompanying notes are an integral part of the financial statements.

As per our report of even date

For Rajeev & Ajay
Firm registration No : 009977N
Chartered Accountants

Rajeev Sahni
Partner
Membership No. 08463



For and on behalf of the Board of Directors of
DUMDUM BUILDERS PRIVATE LIMITED

Mitrakant
Director
DIN-08528740

Mitrakant

Bijay Kumar Panda
Director
DIN-08503814

Bijay Panda

Place : New Delhi
Date : 26 May 2022

DUMDUM BUILDERS PRIVATE LIMITED
STATEMENT OF PROFIT AND LOSS FOR THE YEAR ENDED 31 MARCH 2022
(Amount in rupees hundred, unless otherwise stated)

Particulars	Notes	31 March 2022	31 March 2021
Revenue from operations		-	-
Total Income (I)		-	-
EXPENSES			
Finance costs	10	6.49	6.49
Other expenses	11	95.08	98.19
Total Expenses (II)		101.57	104.68
Profit/(Loss) before tax from continuing operations (I-II)		(101.57)	(104.68)
Tax expense:			
Current Tax		-	-
Profit/(Loss) for the year from continuing operations		(101.57)	(104.68)
Other comprehensive income		-	-
Total other comprehensive income for the year, net of tax		-	-
Total comprehensive income/(loss) for the year, net of tax		(101.57)	(104.68)
Earnings per equity share (computed on the basis of profit/(loss) for the	12		
(1) Basic		(1.02)	(1.05)
(2) Diluted		(1.02)	(1.05)

Summary of significant accounting policies

3

The accompanying notes are an integral part of the financial statements.

As per our report of even date

For Rajeev & Ajay
Firm registration No : 009972N
Chartered Accountants

Rajeev Sahasrava
Partner
Membership No. : 084833



For and on behalf of the Board of Directors of
DUMDUM BUILDERS PRIVATE LIMITED

Mitrakant
Director
DIN-08528740

May Kumar Panda
Director
DIN-08503814

Place : New Delhi
Date : 26 May 2022


ECRU BUILDERS PRIVATE LIMITED
BALANCE SHEET AS AT 31 MARCH 2022
(Amount in rupees hundred, unless otherwise stated)

	Notes	31 March 2022	31 March 2021
ASSETS			
Current assets			
Inventories	4	2,80,274.85	2,80,274.85
Financial assets			
Cash and cash equivalents	5	130.93	218.52
Current tax assets (net)	6	5.05	5.05
Total assets		2,80,410.83	2,80,498.42
EQUITY AND LIABILITIES			
Equity			
Equity share capital	7	1,000.00	1,000.00
Other equity	8	(1,893.19)	(1,779.14)
Total equity		(893.19)	(779.14)
LIABILITIES			
Current liabilities			
Financial liabilities			
Trade payables	9	-	-
-total outstanding dues of micro and small enterprises		118.00	140.10
-total outstanding dues other than micro and small enterprises	10	2,81,186.01	2,81,137.46
Other current liabilities			
Total liabilities		2,81,304.01	2,81,277.56
Total equity and liabilities		2,80,410.83	2,80,498.42
Summary of significant accounting policies	3		
The accompanying notes are an integral part of the financial statements.			


As per our report of even date

For Sanjay Rastogi & Associates
Firm registration No : 014056N
Chartered Accountants


CA Sanjay Rastogi
Proprietor
Membership No. : 075033



For and on behalf of the Board of Directors of
ECRU BUILDERS PRIVATE LIMITED


Gaurav Shukla
Director
DIN-09308650


Neelu
Director
DIN-08860672

Place : New Delhi
Date : 26 May 2022

ECRU BUILDERS PRIVATE LIMITED
STATEMENT OF PROFIT AND LOSS FOR THE YEAR ENDED 31 MARCH 2022
(Amount in rupees hundred, unless otherwise stated)

Particulars	Notes	31 March 2022	31 March 2021
Revenue from operations		-	-
Total Income		-	-
Expenses			
Finance costs	11	6.49	6.49
Other expenses	12	107.56	118.67
Total Expenses		114.05	125.16
(Loss) before tax from continuing operations		(114.05)	(125.16)
Current tax		-	-
(Loss) for the year from continuing operations		(114.05)	(125.16)
Other comprehensive income		-	-
Total other comprehensive income for the year, net of tax		-	-
Total comprehensive (loss) for the year, net of tax		(114.05)	(125.16)
Earnings per equity share:	13		
Basic (Rs.)		(1.14)	(1.25)
Diluted (Rs.)		(1.14)	(1.25)

Summary of significant accounting policies

3

The accompanying notes are an integral part of the financial statements.

As per our report of even date

For Sanjay Rastogi & Associates
Firm registration No : 014056N
Chartered Accountants

For and on behalf of the Board of Directors of
ECRU BUILDERS PRIVATE LIMITED

CA Sanjay Rastogi
Proprietor
Membership No. : 075033



Gaurav Shukla
Director
DIN-09308650

Neelu
Director
DIN-08860672

Place : New Delhi
Date : 26 May 2022

EDENIC PROPBUILD PRIVATE LIMITED
BALANCE SHEET AS AT 31 MARCH 2022
(Amount in rupees hundred, unless otherwise stated)

	Notes	As at 31 March 2022	As at 31 March 2021
ASSETS			
Current assets			
Financial assets			
Cash and cash equivalents	4	307.59	1,659.92
Other financial assets	5	37,65,054.05	47,65,054.05
Other current assets	6	3.55	-
Current tax assets (net)	7	-	-
Total Assets		37,65,365.19	47,66,713.97
EQUITY AND LIABILITIES			
Equity			
Equity share capital	8	1,000.00	1,000.00
Other equity	9	(1,74,16,576.37)	(1,74,10,674.12)
Total equity		(1,74,15,576.37)	(1,74,09,674.12)
LIABILITIES			
Current liabilities			
Financial liabilities			
Borrowings	10	2,11,75,907.62	2,21,70,508.38
Trade payables	11		
-total outstanding dues of micro and small enterprises		1,881.98	2,745.44
-total outstanding dues other than micro and small enterprises		3,151.96	3,126.18
Other current liabilities	12	-	8.09
Total liabilities		2,11,80,941.56	2,21,76,388.09
Total Equity and Liabilities		37,65,365.19	47,66,713.97

Summary of significant accounting policies

3

The accompanying notes are an integral part of the financial statements.

As per our report of even date

For Rajeev & Ajay
Firm registration No.: 009977N
Chartered Accountants

Rajeev Sabharwal
Partner
Membership No. : 084833

For and on behalf of the Board of Directors of
EDENIC PROPBUILD PRIVATE LIMITED

Deepak Jain
Director
DIN-08129166

Manish Kumar
Director
DIN-08376582

Place : New Delhi
Date : 26 May 2022

EDENIC PROPBUILD PRIVATE LIMITED
STATEMENT OF PROFIT AND LOSS FOR THE YEAR ENDED 31 MARCH 2022
(Amount in rupees hundred, unless otherwise stated)

Particulars	Notes	31 March 2022	31 March 2021
Other income	13	450.00	18.00
Total income (I)		450.00	18.00
EXPENSES			
Finance costs	14	7.70	6.85
Other expenses	15	6,344.55	8,655.61
Total Expenses (II)		6,352.25	8,662.46
(Loss) before tax from continuing operations (I-II)		(5,902.25)	(8,644.46)
Tax expense:			
Current tax		-	-
(Loss) for the year from continuing operations		(5,902.25)	(8,644.46)
Other comprehensive income		-	-
Total other comprehensive income for the year, net of tax		-	-
Total comprehensive (loss) for the year, net of tax		(5,902.25)	(8,644.46)
Earnings per equity share:	16		
(1) Basic		(59.02)	(86.44)
(2) Diluted		(59.02)	(86.44)

Summary of significant accounting policies

3

The accompanying notes are an integral part of the financial statements.

As per our report of even date

For Rajeev & Ajay
Firm registration No. 009977N
Chartered Accountants

Rajeev Subharwal
Partner
Membership No. 084833



For and on behalf of the Board of Directors of
EDENIC PROPBUILD PRIVATE LIMITED

Deepak Jain
Director
DIN-08129166

Manish Kumar
Director
DIN-08376582

Place : New Delhi
Date : 26 May 2022

EDIT ESTATES PRIVATE LIMITED
BALANCE SHEET AS AT 31 MARCH 2022
(Amount in rupees hundred, unless otherwise stated)

	Notes	As at 31 March 2022	As at 31 March 2021
ASSETS			
Current assets			
Inventories	4	2,91,087.20	2,91,087.20
Financial assets			
Cash and cash equivalents	5	248.45	954.94
Other financial assets	6	350.00	350.00
		<u>2,91,685.65</u>	<u>2,92,392.14</u>
Total Assets		<u>2,91,685.65</u>	<u>2,92,392.14</u>
EQUITY AND LIABILITIES			
Equity			
Equity share capital	7	1,000.00	1,000.00
Other equity	8	(5,809.66)	(5,695.86)
Total equity		<u>(4,809.66)</u>	<u>(4,695.86)</u>
LIABILITIES			
Current liabilities			
Financial liabilities			
Trade payables	9	-	-
-total outstanding dues of micro and small enterprises		59.00	59.00
-total outstanding dues other than micro and small enterprises			
Other current liabilities	10	2,96,436.31	2,97,029.00
Total liabilities		<u>2,96,495.31</u>	<u>2,97,088.00</u>
Total Equity and Liabilities		<u>2,91,685.65</u>	<u>2,92,392.14</u>

Summary of significant accounting policies

3

The accompanying notes are an integral part of the financial statements.

As per our report of even date

For **Rajeev & Ajay**

Firm registration No. 009977N

Chartered Accountants

Rajeev Subharwal

Partner

Membership No. 084893

For and on behalf of the Board of Directors of

EDIT ESTATES PRIVATE LIMITED

Gaurav Shukla

Director

DIN-09308650

Vijay Garg

Director

DIN-08129147

Place : New Delhi

Date : 26 May 2022

EDIT ESTATES PRIVATE LIMITED
STATEMENT OF PROFIT AND LOSS FOR THE YEAR ENDED 31 MARCH 2022
(Amount in rupees hundred, unless otherwise stated)

Particulars	Notes	31 March 2022	31 March 2021
Revenue from operations		-	-
Total Income (I)		-	-
EXPENSES			
Finance costs	11	6.49	6.49
Other expenses	12	107.31	122.67
Total Expenses (II)		113.80	129.16
Profit/(Loss) before tax from continuing operations (I-II)		(113.80)	(129.16)
Tax expense			
Current Tax		-	-
Profit/(Loss) for the year from continuing operations		(113.80)	(129.16)
Other comprehensive income		-	-
Total other comprehensive income for the year, net of tax		-	-
Total comprehensive income/(loss) for the year, net of tax		(113.80)	(129.16)
Earnings per equity share (computed on the basis of profit/(loss) for the	13		
(1) Basic		(0.01)	(0.01)
(2) Diluted		(0.01)	(0.01)

Summary of significant accounting policies

3

The accompanying notes are an integral part of the financial statements.

As per our report of even date

For **Rajeev & Ajay**
Firm registration No. 0099778
Chartered Accountants

Rajeev Sabharwal
Partner
Membership No. : 084833



For and on behalf of the Board of Directors of
EDIT ESTATES PRIVATE LIMITED

Gaurav Shukla
Director
DIN-09308650

Vijay Garg
Director
DIN-08129147

Place : New Delhi
Date : 26 May 2022

EDUCT PROPBUILD PRIVATE LIMITED
BALANCE SHEET AS AT 31 MARCH 2022
(Amount in rupees hundred, unless otherwise stated)

	Notes	As at 31 March 2022	As at 31 March 2021
ASSETS			
Current assets			
Financial assets			
Cash and cash equivalents	4	198.37	220.11
Total Assets		198.37	220.11
EQUITY AND LIABILITIES			
Equity			
Equity share capital	5	1,000.00	1,000.00
Other equity	6	(71,760.33)	(71,652.69)
Total equity		(70,760.33)	(70,652.69)
LIABILITIES			
Current liabilities			
Financial liabilities			
Trade payables	7	-	-
-total outstanding dues of micro and small enterprises		55.93	68.23
-total outstanding dues other than micro and small enterprises	8	70,902.77	70,804.58
Total liabilities		70,958.70	70,872.81
Total Equity and Liabilities		198.37	220.11

Summary of significant accounting policies

3

The accompanying notes are an integral part of the financial statements.

As per our report of even date

For Rajeev & Ajay


Firm registration No : 009977AN

Chartered Accountants

Rajeev Sabharwal

Partner

Membership No. : 084833



For and on behalf of the Board of Directors of
EDUCT PROPBUILD PRIVATE LIMITED

Manish Kumar Bhansali

Director

DIN-06583437

Manish Kumar Bhansali

Jahangir Ashraf

Director

DIN-08587748

Jahangir Ashraf

Place : New Delhi

Date : 26 May 2022

EDUCT PROPBUILD PRIVATE LIMITED
STATEMENT OF PROFIT AND LOSS FOR THE YEAR ENDED 31 MARCH 2022
(Amount in rupees hundred, unless otherwise stated)

Particulars	Notes	31 March	31 March 2021
Revenue from operations		-	-
Total Income (I)		-	-
EXPENSES			
Finance costs	9	9.44	6.49
Other expenses	10	98.20	95.07
Total Expenses (II)		107.64	101.56
(Loss) before tax from continuing operations (I-II)		(107.64)	(101.56)
Tax expense:			
Current Tax		-	-
(Loss) for the year from continuing operations		(107.64)	(101.56)
Other comprehensive income		-	-
Total other comprehensive income for the year, net of tax		-	-
Total comprehensive (loss) for the year, net of tax		(107.64)	(101.56)
Earnings per equity share:			
(1) Basic	11	(1.08)	(1.02)
(2) Diluted		(1.08)	(1.02)

Summary of significant accounting policies

3

The accompanying notes are an integral part of the financial statements.

As per our report of even date

For Rajeev & Ajay
Firm registration No : 009977N
Chartered Accountants

Rajeev Sabharwal
Partner
Membership No. : 084833



For and on behalf of the Board of Directors of
EDUCT PROPBUILD PRIVATE LIMITED

Manish Kumar Bhansali
Director
DIN-06583437

Jahangir Ashraf
Director
DIN-08587748

Place : New Delhi
Date : 26 May 2022

Elan Conbuild Private Limited
BALANCE SHEET AS AT 31 MARCH 2022
(Amount in rupees hundred, unless otherwise stated)

	Notes	As at 31 March 2022	As at 31 March 2021
ASSETS			
Current assets			
Financial assets			
Cash and cash equivalents	4	246.91	3,415.90
Current tax assets (net)	5	-	2,500.00
Total Assets		246.91	5,915.90
EQUITY AND LIABILITIES			
Equity			
Equity share capital	6	1,000.00	1,000.00
Other equity	7	(70,02,191.72)	(70,02,256.03)
Total equity		(70,01,191.72)	(70,01,256.03)
LIABILITIES			
Current liabilities			
Financial liabilities			
Borrowings	8	69,30,881.41	69,36,636.33
Trade payables	9		
-total outstanding dues of micro and small enterprises			
-total outstanding dues other than micro and small		210.74	210.74
Other financial liabilities	10	70,324.85	70,324.85
Current tax liabilities (net)	11	21.63	-
Total liabilities		70,01,438.63	70,07,171.92
Total Equity and Liabilities		246.91	5,915.90
Summary of significant accounting policies	3		

The accompanying notes are an integral part of the financial statements.


As per our report of even date

For Rajeev & Ajay
Firm registration No : 009977N
Chartered Accountants


Rajeev Sabharwal
Partner
Membership No. : 084833

For and on behalf of the Board of Directors of
Elan Conbuild Private Limited


Manish Kumar
Director
DIN-08376582


Dhiraj Kumar Singh
Director
DIN-08375395

Place : New Delhi
Date : 26 May 2022

Elan Conbuild Private Limited
STATEMENT OF PROFIT AND LOSS FOR THE YEAR ENDED 31 MARCH 2022
(Amount in rupees hundred, unless otherwise stated)

Particulars	Notes	31 March 2022	31 March 2021
Other Income	12	187.50	32,381.37
Total Income (I)		187.50	32,381.37
EXPENSES			
Finance costs	13	6.49	7.38
Other expenses	14	95.08	118.67
Total Expenses		101.57	126.05
Profit/(Loss) before tax from continuing operations		85.93	32,255.32
Tax expense:			
Current tax		21.63	-
Profit/(Loss) for the year from continuing operations		64.30	32,255.32
Other comprehensive income		-	-
Total other comprehensive income for the year, net of tax		-	-
Total comprehensive income/(loss) for the year, net of tax		64.30	32,255.32
Earnings per equity share (computed on the basis of profit/(loss) for the	15		
(1) Basic		0.64	322.55
(2) Diluted		0.64	322.55

Summary of significant accounting policies

3

The accompanying notes are an integral part of the financial statements.

As per our report of even date

For **Rajeev & Ajay**
Firm registration No. 009977N
Chartered Accountants

Rajeev Sahni
Partner
Membership No. : 084833

For and on behalf of the Board of Directors of
Elan Conbuild Private Limited

Manish Kumar
Manish Kumar
Director
DIN-08376582

Dhiraj Kumar Singh
Dhiraj Kumar Singh
Director
DIN-08375395

Place : New Delhi
Date : 26 May 2022

ELEGANT PROPBUILD PRIVATE LIMITED
BALANCE SHEET AS AT 31 MARCH 2022
(Amount in rupees hundred, unless otherwise stated)


	Notes	31 March 2022	31 March 2021
ASSETS			
Current assets			
Inventories	4	3,10,038.68	3,10,038.68
Financial assets			
Cash and cash equivalents	5	159.41	224.93
Total assets		3,10,198.09	3,10,263.61
EQUITY AND LIABILITIES			
Equity			
Equity share capital	6	2,000.00	2,000.00
Other equity	7	3,07,135.09	3,07,266.53
Total equity		3,09,135.09	3,09,266.53
LIABILITIES			
Current liabilities			
Financial liabilities			
Trade payables	8	-	-
-total outstanding dues of micro and small enterprises		-	-
-total outstanding dues other than micro and small		82.60	118.00
Other current liabilities	9	980.40	879.08
Total liabilities		1,063.00	997.08
Total equity and liabilities		3,10,198.09	3,10,263.61

Summary of significant accounting policies 3

The accompanying notes are an integral part of the financial statements.


As per our report of even date

For Sanjay Rastogi & Associates
Firm registration No : 014056N
Chartered Accountants


CA Sanjay Rastogi
Proprietor
Membership No. : 075033



For and on behalf of the Board of Directors of
ELEGANT PROPBUILD PRIVATE LIMITED


Lalit Prasad Singh
Director
DIN - 08129091


Vijay Garg
Director
DIN - 08129147

Place : New Delhi
Date : 26 May 2022

ELEGANT PROPBUILD PRIVATE LIMITED
STATEMENT OF PROFIT AND LOSS FOR THE YEAR ENDED 31 MARCH 2022
(Amount in rupees hundred, unless otherwise stated)

Particulars	Notes	31 March 2022	31 March 2021
Revenue from operations		-	-
Total Income		-	-
EXPENSES			
Finance costs	10	6.52	6.49
Other expenses	11	124.92	95.07
Total Expenses		131.44	101.56
(Loss) before tax from continuing operations		(131.44)	(101.56)
Tax expense:			
Current tax		-	-
(Loss) for the year from continuing operations		(131.44)	(101.56)
Other comprehensive income		-	-
Total other comprehensive income/(loss) for the year, net of tax		-	-
Total comprehensive (loss) for the year, net of tax		(131.44)	(101.56)
Earnings per equity share:	12		
Basic (Rs.)		(0.01)	(0.01)
Diluted (Rs.)		(0.01)	(0.01)

Summary of significant accounting policies

3

The accompanying notes are an integral part of the financial statements.

As per our report of even date

For Sanjay Rastogi & Associates
Firm registration No : 014056N
Chartered Accountants



CA Sanjay Rastogi
Proprietor
Membership No. : 075033



For and on behalf of the Board of Directors of
ELEGANT PROPBUILD PRIVATE LIMITED



Lalendra Prasad Singh
Director
DIN - 08129091



Vijay Garg
Director
DIN - 08129147

Place : New Delhi
Date : 26 May 2022

Elite Conbuild Private Limited
BALANCE SHEET AS AT 31 MARCH 2022
(Amount in Rupees hundred, unless otherwise stated)

	Notes	As at 31 March 2022	As at 31 March 2021
ASSETS			
Non-current assets			
Capital work-in-progress	4	40,56,705.02	40,56,705.02
		40,56,705.02	40,56,705.02
Current assets			
Financial assets			
Cash and cash equivalents	5	515.23	247.41
Other financial assets	6	63,269.57	63,269.57
Other current assets	7	1,67,582.86	1,67,582.86
		2,31,367.66	2,31,099.84
Total Assets		42,88,072.68	42,87,804.86
EQUITY AND LIABILITIES			
Equity			
Equity share capital	8	1,000.00	1,000.00
Other equity	9	(71,69,325.78)	(71,55,635.92)
Total equity		(71,68,325.78)	(71,54,635.92)
LIABILITIES			
Current liabilities			
Financial liabilities			
Borrowings	10	1,12,73,318.76	1,12,32,874.42
Trade payables	11	-	-
-total outstanding dues of micro and small enterprises		1,835.56	1,835.56
-total outstanding dues other than micro and small enterprises		1,81,244.14	2,07,730.80
Other financial liabilities	12	1,14,56,398.46	1,14,42,440.78
Total liabilities		42,88,072.68	42,87,804.86
Total Equity and Liabilities		42,88,072.68	42,87,804.86
Summary of significant accounting policies	3		

The accompanying notes are an integral part of the financial statements.

As per our report of even date

For Rajeev & Ajay
Firm registration No : 009977N
Chartered Accountants

Rajeev Saharwal
Partner
Membership No. 084833



For and on behalf of the Board of Directors of
Elite Conbuild Private Limited

Bijay Kumar Panda
Director
DIN-08503814

Rohit Rawat
Director
DIN-08298761

Place : New Delhi
Date : 26 May 2022

Elite Conbuild Private Limited
STATEMENT OF PROFIT AND LOSS FOR THE YEAR ENDED 31 MARCH 2022
(Amount in Rupees hundred, unless otherwise stated)

Particulars	Notes	31 March 2022	31 March 2021
Revenue from operations		-	-
Total Income (I)		-	-
EXPENSES			
Finance costs	13	9.33	6.49
Other expenses	14	13,680.53	118.67
Total Expenses (II)		13,689.86	125.16
Profit/(Loss) before exceptional items and tax from continuing operations (I-II)		(13,689.86)	(125.16)
Exceptional items:			
Provision for Impairment		-	-
Profit/(Loss) before tax from continuing operations		(13,689.86)	(125.16)
Tax expense:			
Current Tax		-	-
Profit/(Loss) for the year from continuing operations		(13,689.86)	(125.16)
Other comprehensive income		-	-
Total other comprehensive income for the year, net of tax		-	-
Total comprehensive income/(loss) for the year, net of tax		(13,689.86)	(125.16)
Earnings per equity share:	15		
(1) Basic		(136.90)	(1.25)
(2) Diluted		(136.90)	(1.25)

Summary of significant accounting policies

3

The accompanying notes are an integral part of the financial statements.

As per our report of even date

For Rajeev & Ajay
Firm registration No.: 009972N
Chartered Accountants

Rajeev Sabharwal
Partner
Membership No.: 084833

For and on behalf of the Board of Directors of
Elite Conbuild Private Limited

Bhjay Kumar Panda **Rohit Rawat**
Director Director
DIN-08503814 DIN-08298761

Place : New Delhi
Date : 26 May 2022

Emaar India Community Management Private Limited
Balance sheet as at 31 March 2022
(Amount in Rupees thousands, unless otherwise stated)

	Note	31 March 2022	31 March 2021
ASSETS			
Non-current assets			
Property, plant and equipment	3	5,830.16	5,145.23
Intangible assets	4	-	-
Deferred tax assets (net)	15	590.70	369.40
Total non-current assets		6,420.86	5,514.63
Current assets			
Financial assets			
Investments	5	160,851.67	151,394.10
Trade receivables	6	490,512.79	361,723.05
Cash and cash equivalents	7	64,370.20	54,448.68
Other bank balances	8	27,801.98	-
Other financial assets	9	2,926.17	5,022.68
Other current assets	10	36,029.10	42,836.08
Total current assets		782,491.91	615,424.59
Total assets		788,912.77	620,939.22
EQUITY AND LIABILITIES			
Equity			
Equity share capital	11	100.00	100.00
Other equity	12	168,750.17	137,113.66
Total equity		168,850.17	137,213.66
LIABILITIES			
Non-current liabilities			
Financial liabilities			
Other financial liabilities	13	151.84	150.00
Provisions	14	1,790.76	4,817.77
Total non-current liabilities		1,942.60	4,967.77
Current liabilities			
Financial liabilities			
Borrowings	16	4,022.72	-
Trade payables	17	-	-
-total outstanding dues of micro and small enterprises		29,295.81	27,684.08
-total outstanding dues other than micro and small enterprises		102,336.73	81,815.02
Other financial liabilities	13	141,025.07	87,988.20
Other current liabilities	18	338,903.88	280,338.79
Provisions	14	39.48	119.23
Current tax liabilities (net)	19	2,496.31	812.47
Total current liabilities		618,120.00	478,757.79
Total liabilities		620,062.60	483,725.56
Total equity and liabilities		788,912.77	620,939.22
Summary of significant accounting policies	2		

The accompanying notes are an integral part of the financial statements.

This is the balance sheet referred to in our report of even date.

For **Walker Chandiok & Co LLP**
Chartered Accountants
Firm's Registration No.: 001076N/N500013

Neeraj Sharma
Partner
Membership No. 502103



Place : Gurugram
Date : 30 May 2022

For and on behalf of the Board of Directors of
Emaar India Community Management Private Limited



Vivek Singh
Director
DIN-03466774

Neha Jain
Director
DIN-09525624

Place : Gurugram
Date : 30 May 2022

Place : Gurugram
Date : 30 May 2022

Emaar India Community Management Private Limited
Statement of profit and loss for the year ended 31 March 2022
(Amount in Rupees thousands, unless otherwise stated)

	Note	31 March 2022	31 March 2021
Income			
Revenue from operations	20	633,660.29	605,651.16
Other income	21	9,555.48	9,256.13
		643,215.77	614,907.29
Expenses			
Cost of revenue	22	513,772.00	502,553.94
Employee benefits expense	23	29,726.98	42,114.77
Finance costs	24	1,762.94	2,040.38
Depreciation and amortization expense	25	1,798.68	2,360.33
Impairment losses on financial assets	26 A	51,436.85	13,921.36
Other expenses	26 B	5,251.98	10,581.47
		603,749.43	573,572.25
Profit before tax		39,466.34	41,335.04
Tax expense	27		
Current tax		10,168.72	10,571.80
Deferred tax (credit)/charge		(754.27)	690.19
Total tax expense		9,414.45	11,261.99
Net profit for the year		30,051.89	30,073.05
Other comprehensive income			
Items that will not be reclassified to profit or loss			
Re-measurement gain on defined benefit plans		2,117.57	470.90
Income-tax effect		(532.95)	(118.51)
Other comprehensive income for the year		1,584.62	352.39
Total comprehensive income for the year		31,636.51	30,425.44
Earnings per equity share	28		
Basic (Rs.)		3,005.19	3,007.30
Diluted (Rs.)		3,005.19	3,007.30

Summary of significant accounting policies

The accompanying notes are an integral part of the financial statements.

This is the statement of profit and loss referred to in our report of even date.

For **Walker Chandiok & Co LLP**
Chartered Accountants
Firm's Registration No.: 001076N/N500013

Neeraj Sharma
Partner
Membership No. 502103



Place : Gurugram
Date : 30 May 2022

For and on behalf of the Board of Directors of
Emaar India Community Management Private Limited



Vivek Singh
Director
DIN-03466774

Neha Jain
Director
DIN-09525624

Place : Gurugram
Date : 30 May 2022

Place : Gurugram
Date : 30 May 2022

Emaar MGF Construction Private Limited
Balance sheet as at 31 March 2022
(Amount in Rupees thousands, unless otherwise stated)


	Note	31 March 2022	31 March 2021
ASSETS			
Non-current assets			
Property, plant and equipment	3	-	-
Financial assets			
Other financial assets	4	1,832,700.00	1,832,700.00
Income-tax assets (net)	5	1,394.57	468,352.90
Other non-current assets	6	-	-
Total non-current assets		1,834,094.57	2,301,052.90
Current assets			
Inventories	7	502,399.00	502,399.00
Financial assets			
Cash and cash equivalents	8	24,783.07	14,008.82
Other financial assets	9	1,827.06	2,140.78
Other current assets	10	5,177.60	5,072.39
Total current assets		534,186.73	523,620.99
Total assets		2,368,281.30	2,824,673.89
EQUITY AND LIABILITIES			
Equity			
Equity share capital	11	54,853.39	54,853.39
Other equity	12	412,583.93	229,159.70
Total equity		467,437.32	284,013.09
LIABILITIES			
Current liabilities			
Financial liabilities			
Trade payables	13	-	-
-total outstanding dues of micro enterprises and small enterprises		-	-
-total outstanding dues of creditors other than micro enterprises and small enterprises		282,804.09	282,081.03
Other financial liabilities	14	1,615,111.03	2,258,198.23
Other current liabilities	15	2,928.86	381.54
Total current liabilities		1,900,843.98	2,540,660.80
Total equity and liabilities		2,368,281.30	2,824,673.89

Summary of significant accounting policies.

The accompanying notes are an integral part of the financial statements.

This is the balance sheet referred to in our report of even date.

For **Walker Chandiok & Co LLP**
Chartered Accountants
Firm's Registration No.: 001076N/N500013


Neeraj Sharma
Partner
Membership No.: 502103



Place : New Delhi
Date : 27 May 2022

For and on behalf of the Board of Directors
Emaar MGF Construction Private Limited


Akshat Maheshwari
Company Secretary
M.No.: A35021


Manish Kumar
Director
DIN-08376570


Pravesh Kumar
Director
DIN-08376738

Place : Gurugram
Date : 27 May 2022

Place : Gurugram
Date : 27 May 2022

Place : Gurugram
Date : 27 May 2022



Emaar MGF Construction Private Limited
Statement of profit and loss for the year ended 31 March 2022
(Amount in Rupees thousands, unless otherwise stated)

	Note	31 March 2022	31 March 2021
Income			
Revenue from operations	16	599.72	-
Other income	17	245,166.12	3,347.44
		<u>245,765.84</u>	<u>3,347.44</u>
Expenses			
Cost of revenue	18	-	-
Finance costs	19	2.36	2.53
Other expenses	20	17,141.05	19,005.71
		<u>17,143.41</u>	<u>19,008.24</u>
Profit/(loss) before tax		<u>228,622.43</u>	<u>(15,660.80)</u>
Income tax expense (including reversal of earlier years)	28	45,198.20	-
Profit/(loss) for the year		<u>183,424.23</u>	<u>(15,660.80)</u>
Other comprehensive income			
Items that will not be reclassified to statement of profit or loss			
Re-measurement gains on defined benefit plan		-	-
Other comprehensive income for the year		-	-
Total comprehensive income for the year		<u>183,424.23</u>	<u>(15,660.80)</u>
Earnings per share :	21		
Basic (Rs.)		33.44	(2.86)
Diluted (Rs.)		33.44	(2.86)
Summary of significant accounting policies.	2		

The accompanying notes are an integral part of the financial statements.

This is the statement of profit and loss referred to in our report of even date.

For **Walker Chandiok & Co LLP**
Chartered Accountants
Firm's Registration No.: 001076N/N500013



Neeraj Sharma
Partner
Membership No.: 502103
Place : New Delhi
Date : 27 May 2022



For and on behalf of the Board of Directors
Emaar MGF Construction Private Limited


Akshat Maheshwari
Company Secretary
M.No.: A35021
Place : Gurugram
Date : 27 May 2022


Manish Kumar
Director
DIN-08376570
Place : Gurugram
Date : 27 May 2022


P.K. Saini
Director
DIN-08376738
Place : Gurugram
Date : 27 May 2022



EMINENCE CONBUILD PRIVATE LIMITED
BALANCE SHEET AS AT 31 MARCH 2022
(Amount in rupees hundred, unless otherwise stated)

	Notes	As at 31 March 2022	As at 31 March 2021
ASSETS			
Current assets			
Financial assets			
Cash and cash equivalents	4	220.96	227.46
Total Assets		220.96	227.46
EQUITY AND LIABILITIES			
Equity			
Equity share capital	5	1,000.00	1,000.00
Other equity	6	(1,764.81)	(1,660.11)
Total equity		(764.81)	(660.11)
LIABILITIES			
Current liabilities			
Financial liabilities			
Trade payables	7	-	-
-total outstanding dues of micro and small enterprises			
-total outstanding dues other than micro and small enterprises		59.00	59.00
Other current liabilities	8	926.77	828.56
Total liabilities		985.77	887.56
Total Equity and Liabilities		220.96	227.46
Summary of significant accounting policies	3		

The accompanying notes are an integral part of the financial statements.

As per our report of even date

For Rajeev & Ajay
Firm registration No : 009977N
Chartered Accountants


Rajeev Sanharwal
Partner

Membership No : 084833



For and on behalf of the Board of Directors of
EMINENCE CONBUILD PRIVATE LIMITED


Dhiraj Kumar Singh
Director
DIN-08375395


Manish Kumar
Director
DIN-08376582

Place : New Delhi
Date : 26 May 2022

EMINENCE CONBUILD PRIVATE LIMITED
STATEMENT OF PROFIT AND LOSS FOR THE YEAR ENDED 31 MARCH 2022
(Amount in rupees hundred, unless otherwise stated)

Particulars	Notes	31 March 2022	31 March 2021
Revenue from operations		-	-
Total Income (I)		-	-
EXPENSES			
Finance costs	9	6.50	6.49
Other expenses	10	98.20	95.07
Total Expenses (II)		104.70	101.56
Profit/(Loss) before tax from continuing operations (I-II)		(104.70)	(101.56)
Tax expense			
Current tax		-	-
Profit/(Loss) for the year from continuing operations		(104.70)	(101.56)
Other comprehensive income		-	-
Total other comprehensive income for the year, net of tax		-	-
Total comprehensive income/(loss) for the year, net of tax		(104.70)	(101.56)
Earnings per equity share:	11		
(1) Basic		(1.05)	(1.02)
(2) Diluted		(1.05)	(1.02)

Summary of significant accounting policies

3

The accompanying notes are an integral part of the financial statements.

As per our report of even date

For Rajeev & Ajay
Firm registration No : 009977N
Chartered Accountants

Rajeev Sabharwal
Partner
Membership No. : 084833



For and on behalf of the Board of Directors of
EMINENCE CONBUILD PRIVATE LIMIT

Dhiraj Kumar Singh
Director
DIN-08375395

Manish Kumar
Director
DIN-08376582

Place : New Delhi
Date : 26 May 2022

ENAMEL PROPBUILD PRIVATE LIMITED
BALANCE SHEET AS AT 31 MARCH 2022
(Amount in rupees hundred, unless otherwise stated)

	Notes	As at 31 March 2022	As at 31 March 2021
ASSETS			
Non-current assets			
Financial assets			
Investments	4	-	-
Current assets			
Financial assets			
Cash and cash equivalents	5	218.64	225.13
Total Assets		218.64	225.13
EQUITY AND LIABILITIES			
Equity			
Equity share capital	6	1,000.00	1,000.00
Other equity	7	(2,52,023.86)	(2,51,919.17)
Total equity		(2,51,023.86)	(2,50,919.17)
LIABILITIES			
Current liabilities			
Financial liabilities			
Trade payables	8	-	-
-total outstanding dues of micro and small enterprises		59.00	59.00
-total outstanding dues other than micro and small enterprises	9	2,51,183.50	2,51,085.30
Other current liabilities		2,51,242.50	2,51,144.30
Total liabilities		218.64	225.13
Total Equity and Liabilities		218.64	225.13
Summary of significant accounting policies	3		

The accompanying notes are an integral part of the financial statements.

As per our report of even date

For Rajeev & Ajay
Firm registration No: 009977N
Chartered Accountants

Rajeev Sahharwal
Partner
Membership No. 084833



For and on behalf of the Board of Directors of
ENAMEL PROPBUILD PRIVATE LIMITED

Jitesh Sharma
Director
DIN-08428478

Deepak Jain
Director
DIN-08129166

Place : New Delhi
Date : 26 May 2022

ENAMEL PROPBUILD PRIVATE LIMITED
STATEMENT OF PROFIT AND LOSS FOR THE YEAR ENDED 31 MARCH 2022
(Amount in rupees hundred, unless otherwise stated)

Particulars	Notes	31 March 2022	31 March 2021
Revenue from operations		-	-
Total Income (I)		-	-
EXPENSES			
Finance costs	10	6.49	6.49
Other expenses	11	98.20	95.07
Total Expenses(II)		104.69	101.56
(Loss) before tax from continuing operations(I-II)		(104.69)	(101.56)
Tax expense:			
Current tax		-	-
(Loss) for the year from continuing operations		(104.69)	(101.56)
Other comprehensive income		-	-
Total other comprehensive income for the year, net of tax		-	-
Total comprehensive income/(loss) for the year, net of tax		(104.69)	(101.56)
Earnings per equity share:	12		
(1) Basic		(1.05)	(1.02)
(2) Diluted		(1.05)	(1.02)
Summary of significant accounting policies	3		

The accompanying notes are an integral part of the financial statements.

As per our report of even date

For **Rajeev & Ajay**
Firm registration No. 009977N
Chartered Accountants

Rajeev Sanha
Partner
Membership No. 084835

Place : New Delhi
Date : 26 May 2022

For and on behalf of the Board of Directors of
ENAMEL PROPBUILD PRIVATE LIMITED

Vijesh Sharma
Director
DIN-08428478

Deepak Jain
Director
DIN-08129166

ENIGMA PROPERTIES PRIVATE LIMITED
BALANCE SHEET AS AT 31 MARCH 2022
(Amount in rupees hundred, unless otherwise stated)

	Notes	As at 31 March 2022	As at 31 March 2021
ASSETS			
Current assets			
Inventories	4	22,22,726.29	22,22,726.29
Financial assets			
Cash and cash equivalents	5	196.83	203.32
Total Assets		22,22,923.12	22,22,929.61
EQUITY AND LIABILITIES			
Equity			
Equity share capital	6	1,000.00	1,000.00
Other equity	7	(6,468.36)	(6,363.67)
Total equity		(5,468.36)	(5,363.67)
LIABILITIES			
Current liabilities			
Financial liabilities			
Trade payables	8	-	-
-total outstanding dues of micro and small enterprises		59.00	59.00
-total outstanding dues other than micro and small enterprises	9	22,28,332.48	22,28,234.28
Other current liabilities			
Total liabilities		22,28,391.48	22,28,293.28
Total Equity and Liabilities		22,22,923.12	22,22,929.61
Summary of significant accounting policies	3		

The accompanying notes are an integral part of the financial statements.

As per our report of even date

For Rajeev & Ajay

Firm registration No : 009977N

Chartered Accountants

Rajeev Sabharwal

Partner

Membership No. : 084833



For and on behalf of the Board of Directors of

ENIGMA PROPERTIES PRIVATE LIMITED

Rangaswamy Harirajan

Director

DIN-06785533

Amitava Chattopadhyay

Amitava Chattopadhyay

Director

DIN-07150600

Place : New Delhi

Date : 26 May 2022

ENIGMA PROPERTIES PRIVATE LIMITED
STATEMENT OF PROFIT AND LOSS FOR THE YEAR ENDED 31 MARCH 2022
(Amount in rupees hundred, unless otherwise stated)

Particulars	Notes	31 March 2022	31 March 2021
Revenue from operations		-	-
Total Income (I)		-	-
EXPENSES			
Finance costs	10	6.49	6.49
Other expenses	11	98.20	1,298.67
Total expenses		104.69	1,305.16
(Loss) before tax from continuing operations		(104.69)	(1,305.16)
Tax expense			
Current tax		-	-
(Loss) for the year from continuing operations		(104.69)	(1,305.16)
Other comprehensive income		-	-
Total other comprehensive income for the year, net of tax		-	-
Total comprehensive income/(loss) for the year, net of tax		(104.69)	(1,305.16)
Earnings per equity share:	12		
(1) Basic		(1.05)	(13.05)
(2) Diluted		(1.05)	(13.05)

Summary of significant accounting policies 3

The accompanying notes are an integral part of the financial statements.

As per our report of even date

For Rajeev & Ajay
Firm registration No : 009977N
Chartered Accountants

Rajeev Sabharwal
Partner
Membership No. : 064833



For and on behalf of the Board of Directors of
ENIGMA PROPERTIES PRIVATE LIMITED

Rangaswamy Harirajan
Director
DIN-06785533

Amitava Chattopadhyay
Director
DIN-07150600

Place : New Delhi
Date : 26 May 2022

EPITOME PROPBUILD PRIVATE LIMITED
BALANCE SHEET AS AT 31 MARCH 2022
(Amount in rupees hundred, unless otherwise stated)

	Notes	As at 31 March 2022	As at 31 March 2021
ASSETS			
Current assets			
Financial assets			
Cash and cash equivalents	4	210.79	217.28
Other financial assets	5	30,506.33	30,574.69
		30,717.12	30,791.97
Total Assets		30,717.12	30,791.97
EQUITY AND LIABILITIES			
Equity			
Equity share capital	6	1,000.00	1,000.00
Other equity	7	29,658.12	29,732.97
Total equity		30,658.12	30,732.97
LIABILITIES			
Current liabilities			
Financial liabilities			
Trade payables	8	-	-
-total outstanding dues of micro and small enterprises		59.00	59.00
-total outstanding dues other than micro and small enterprises		59.00	59.00
Total liabilities		59.00	59.00
Total Equity and Liabilities		30,717.12	30,791.97

Summary of significant accounting policies


3

The accompanying notes are an integral part of the financial statements.

As per our report of even date

For Rajeev & Ajay
Firm registration No : 009977N
Chartered Accountants

Rajeev Sabharwal
Partner
Membership No. : 084847



For and on behalf of the Board of Directors of
EPITOME PROPBUILD PRIVATE LIMITED

Akshat Maheshwari
Director
DIN-07504909

Jitesh Sharma
Director
DIN-08428478

Place : New Delhi
Date : 26 May 2022

EPITOME PROPBUILD PRIVATE LIMITED
STATEMENT OF PROFIT AND LOSS FOR THE YEAR ENDED 31 MARCH 2022
(Amount in rupees hundred, unless otherwise stated)

Particulars	Notes	31 March 2022	31 March 2021
Revenue from operations		-	-
Total Income (I)		-	-
EXPENSES			
Finance costs	9	6.49	6.49
Other expenses	10	68.36	68.36
Total Expenses		74.85	74.85
Profit/(Loss) before tax from continuing operations		(74.85)	(74.85)
Tax expense:			
Current tax		-	-
Profit/(Loss) for the year from continuing operations		(74.85)	(74.85)
Other comprehensive income		-	-
Total other comprehensive income for the year, net of tax		-	-
Total comprehensive income/(loss) for the year, net of tax		(74.85)	(74.85)
Earnings per equity share:	11		
(1) Basic		(0.75)	(0.75)
(2) Diluted		(0.75)	(0.75)

Summary of significant accounting policies

3

The accompanying notes are an integral part of the financial statements.

As per our report of even date

For Rajeev & Ajay

Firm registration No : 009977N
Chartered Accountants

Rajeev Sabharwal
Partner

Membership No. : 084833



For and on behalf of the Board of Directors of
EPITOME PROPBUILD PRIVATE LIMITED

Akshat Maheshwari
Director
DIN-07504909

Jitesh Sharma
Director
DIN-08428478

Akshat

Jitesh

Place : New Delhi
Date : 26 May 2022

ETERNAL BUILDTECH PRIVATE LIMITED
BALANCE SHEET AS AT 31 MARCH 2022
(Amount in rupees hundred, unless otherwise stated)

	Notes	As at 31 March 2022	As at 31 March 2021
ASSETS			
Current assets			
Inventories	4	19,03,933.08	19,03,933.08
Financial assets			
Cash and cash equivalents	5	328.55	335.04
Other current assets	6	-	-
Total Assets		19,04,261.63	19,04,268.12
EQUITY AND LIABILITIES			
Equity			
Equity share capital	7	1,000.00	1,000.00
Other equity	8	(20,801.24)	(20,696.55)
Total equity		(19,801.24)	(19,696.55)
LIABILITIES			
Current liabilities			
Financial liabilities			
Trade payables	9	-	-
-total outstanding dues of micro and small enterprises		-	-
-total outstanding dues other than micro and small enterprises		59.00	59.00
Other current liabilities	10	19,24,003.88	19,23,905.68
Total liabilities		19,24,062.88	19,23,964.68
Total Equity and Liabilities		19,04,261.63	19,04,268.12
Summary of significant accounting policies	3		

The accompanying notes are an integral part of the financial statements.

As per our report of even date

For Rajeev & Ajay


Firm registration No : 0099773

Chartered Accountants

Rajeev Sabharwal

Partner

Membership No. : 084833



For and on behalf of the Board of Directors of

ETERNAL BUILDTECH PRIVATE LIMITED

Rangaswamy Harirajan

Director

DIN-06785533

Amitava Chattopadhyaya

Director

DIN-07150600

Place : New Delhi

Date : 26 May 2022

ETERNAL BUILDTECH PRIVATE LIMITED
STATEMENT OF PROFIT AND LOSS FOR THE YEAR ENDED 31 MARCH 2022
(Amount in rupees hundred, unless otherwise stated)

Particulars	Notes	31 March 2022	31 March 2021
Revenue from operations		-	-
Total Income (I)		-	-
EXPENSES			
Finance costs	11	6.49	6.49
Other expenses	12	98.20	118.67
Total Expenses (II)		104.69	125.16
(Loss) before tax from continuing operations (I-II)		(104.69)	(125.16)
Tax expense			
Current tax		-	-
(Loss) for the year from continuing operations		(104.69)	(125.16)
Other comprehensive income		-	-
Total other comprehensive income for the year, net of tax		-	-
Total comprehensive income/(loss) for the year, net of tax		(104.69)	(125.16)
Earnings per equity share:	13		
(1) Basic		(1.05)	(1.25)
(2) Diluted		(1.05)	(1.25)

Summary of significant accounting policies

3

The accompanying notes are an integral part of the financial statements.

As per our report of even date

For Rajeev & Ajay
Firm registration No : 009977N
Chartered Accountants

Rajeev Sabharwal
Partner
Membership No. : 084833



For and on behalf of the Board of Directors of
ETERNAL BUILDTECH PRIVATE LIMITED

Rangaswamy Harirajan
Director
DIN-06785533

Amitava Chattopadhyay
Director
DIN-07150600

Place : New Delhi
Date : 26 May 2022

ETHNIC PROPERTIES PRIVATE LIMITED
BALANCE SHEET AS AT 31 MARCH 2022
(Amount in rupees hundred, unless otherwise stated)

	Notes	As at 31 March 2022	As at 31 March 2021
ASSETS			
Current assets			
Inventories	4	29,61,026.67	29,61,026.67
Financial assets			
Cash and cash equivalents	5	241.70	248.19
Current tax assets (net)	6	17.95	0.05
Total Assets		29,61,286.31	29,61,274.90
EQUITY AND LIABILITIES			
Equity			
Equity share capital	7	1,000.00	1,000.00
Other equity	8	(1,59,691.98)	(1,59,587.29)
Total equity		(1,58,691.98)	(1,58,587.29)
LIABILITIES			
Current liabilities			
Financial liabilities			
Trade payables			
-total outstanding dues other than micro and small	9	59.00	59.00
Other current liabilities	10	31,19,919.29	31,19,803.19
Total liabilities		31,19,978.29	31,19,862.19
Total Equity and Liabilities		29,61,286.31	29,61,274.90
Summary of significant accounting policies	3		

The accompanying notes are an integral part of the financial statements.

As per our report of even date

For **Rajeev & Ajay**
Firm registration No : 009977N
Chartered Accountants

Rajeev Sabharwal
Partner
Membership No. 5084833

For and on behalf of the Board of Directors of
ETHNIC PROPERTIES PRIVATE LIMITED

Rangaswamy Harirajan
Director
DIN-06785533

Amitava Chattopadhyay
Director
DIN-07150600

Place : New Delhi
Date : 26 May 2022

ETHNIC PROPERTIES PRIVATE LIMITED
STATEMENT OF PROFIT AND LOSS FOR THE YEAR ENDED 31 MARCH 2022
(Amount in rupees hundred, unless otherwise stated)

Particulars	Notes	31 March 2022	31 March 2021
Revenue from operations	11	-	1,808.15
Total Income (I)		-	1,808.15
EXPENSES			
Finance costs	12	6.49	6.67
Other expenses	13	98.20	121.79
Total expenses		104.69	128.46
Profit/(Loss) before tax from continuing operations		(104.69)	1,679.69
Tax expense:			
Profit/(Loss) for the year from continuing operations		(104.69)	1,679.69
Total comprehensive income/(loss) for the year, net of tax		(104.69)	1,679.69
Earnings per equity share (computed on the basis of profit/(loss) for the	14		
(1) Basic		(1.05)	16.80
(2) Diluted		(1.05)	16.80
Summary of significant accounting policies	3		

The accompanying notes are an integral part of the financial statements.

As per our report of even date

For **Rajeev & Ajay**
Firm registration No : 009977M
Chartered Accountants

Rajeev Sabharwal
Partner
Membership No. : 084833



For and on behalf of the Board of Directors of
ETHNIC PROPERTIES PRIVATE LIMITED

Rangaswamy Harirajan
Director
DIN-06785533

Amitava Chattopadhyay
Director
DIN-07150600

Place : New Delhi
Date : 26 May 2022

EVERWEL ESTATES PRIVATE LIMITED
BALANCE SHEET AS AT 31 MARCH 2022
(Amount in rupees hundred, unless otherwise stated)

	Notes	As at 31 March 2022	As at 31 March 2021
ASSETS			
Current assets			
Inventories	4	25,74,033.30	25,74,033.30
Financial assets			
Cash and cash equivalents	5	236.54	243.03
Total Assets		25,74,269.84	25,74,276.33
EQUITY AND LIABILITIES			
Equity			
Equity share capital	6	10,000.00	10,000.00
Other equity	7	(5,470.76)	(5,361.07)
Total equity		4,529.24	4,638.93
LIABILITIES			
Current liabilities			
Financial liabilities			
Trade payables	8	-	-
-total outstanding dues of micro and small enterprises		59.00	59.00
-total outstanding dues other than micro and small			
Other current liabilities	9	25,69,681.61	25,69,578.41
Total liabilities		25,69,740.61	25,69,637.41
Total Equity and Liabilities		25,74,269.84	25,74,276.33
Summary of significant accounting policies	3		

The accompanying notes are an integral part of the financial statements.

As per our report of even date

For Rajeev & Ajay
Firm registration No. : 009977N
Chartered Accountants

Rajeev Sabharwal
Partner
Membership No. : 084833

For and on behalf of the Board of Directors of
EVERWEL ESTATES PRIVATE LIMITED

Jitesh Sharma
Director
DIN-08428478

Deepak Jain
Director
DIN-08129166

Place : New Delhi
Date : 26 May 2022

EVERWEL ESTATES PRIVATE LIMITED
STATEMENT OF PROFIT AND LOSS FOR THE YEAR ENDED 31 MARCH 2022
(Amount in rupees hundred, unless otherwise stated)

Particulars	Notes	31 March 2022	31 March 2021
Revenue from operations		-	-
Total Income (I)		-	-
EXPENSES			
Finance costs	10	6.49	6.49
Other expenses	11	103.20	122.67
Total expenses (II)		109.69	129.16
Profit/(Loss) before tax from continuing operations (I-II)		(109.69)	(129.16)
Tax expense:			
Current tax		-	-
Profit/(Loss) for the year from continuing operations		(109.69)	(129.16)
Other comprehensive income		-	-
Total other comprehensive income for the year, net of tax		-	-
Total comprehensive income/(loss) for the year, net of tax		(109.69)	(129.16)
Earnings per equity share (computed on the basis of profit/(loss) for the year):	12		
(1) Basic		(0.11)	(0.13)
(2) Diluted		(0.11)	(0.13)

Summary of significant accounting policies 3

The accompanying notes are an integral part of the financial statements.

As per our report of even date

For Rajeev & Ajay
Firm registration No. : 009977N
Chartered Accountants

Rajeev Sabharwal
Partner
Membership No. 084833



For and on behalf of the Board of Directors of
EVERWEL ESTATES PRIVATE LIMITED

Jitesh Sharma
Director
DIN-08428478

Deepak Jain
Director
DIN-08129166

Place : New Delhi
Date : 26 May 2022

EXTREMITY CONBUILD PRIVATE LIMITED
BALANCE SHEET AS AT 31 MARCH 2022
(Amount in rupees hundred, unless otherwise stated)

	Notes	As at 31 March 2022	As at 31 March 2021
ASSETS			
Current assets			
Financial assets			
Cash and cash equivalents	4	236.30	242.79
Other financial assets	5	3,10,545.85	3,10,620.44
Total Assets		3,10,782.15	3,10,863.24
EQUITY AND LIABILITIES			
Equity			
Equity share capital	6	2,000.00	2,000.00
Other equity	7	3,08,720.08	3,08,801.17
Total equity		3,10,720.08	3,10,801.17
LIABILITIES			
Current liabilities			
Financial liabilities			
Trade payables	8	-	-
-total outstanding dues of micro and small enterprises		62.07	62.07
-total outstanding dues other than micro and small enterprises		62.07	62.07
Total liabilities		62.07	62.07
Total Equity and Liabilities		3,10,782.15	3,10,863.24
Summary of significant accounting policies	3		

The accompanying notes are an integral part of the financial statements.

As per our report of even date

For Rajeev & Ajay
Firm registration No : 009977N
Chartered Accountants

Rajeev Satharwal
Partner
Membership No.: 084833



For and on behalf of the Board of Directors of
EXTREMITY CONBUILD PRIVATE LIMITED

Gaurav Shukla
Director
DIN-09308650

Rohit Rawat
Director
DIN-08298761

Place : New Delhi
Date : 26 May 2022

EXTREMITY CONBUILD PRIVATE LIMITED
STATEMENT OF PROFIT AND LOSS FOR THE YEAR ENDED 31 MARCH 2022
(Amount in rupees hundred, unless otherwise stated)

Particulars	Notes	31 March 2022	31 March 2021
Revenue from operations		-	-
Total income (I)		-	-
EXPENSES			
Finance costs	9	6.49	6.49
Other expenses	10	74.60	68.36
Total Expenses		81.09	74.85
(Loss) before tax from continuing operations		(81.09)	(74.85)
Tax expense:			
Current tax		-	-
(Loss) for the year from continuing operations		(81.09)	(74.85)
Other comprehensive income		-	-
Total other comprehensive income for the year, net of tax		-	-
Total comprehensive income/(loss) for the year, net of tax		(81.09)	(74.85)
Earnings per equity share:	11		
(1) Basic		(0.41)	(0.37)
(2) Diluted		(0.41)	(0.37)

Summary of significant accounting policies

3

The accompanying notes are an integral part of the financial statements.

As per our report of even date

For Rajeev & Ajay

Firm registration No : 009977N
Chartered Accountants

Rajeev Sabharwal
Partner

Membership No.: 084833



For and on behalf of the Board of Directors of
EXTREMITY CONBUILD PRIVATE LIMITED

Gaurav Shukla
Director
DIN-09308650

Rohit Rawat
Director
DIN-08298761

Place : New Delhi
Date : 26 May 2022

FABLE CONBUILD PRIVATE LIMITED
BALANCE SHEET AS AT 31 MARCH 2022
(Amount in rupees hundred, unless otherwise stated)

	Notes	As at 31 March 2022	As at 31 March 2021
ASSETS			
Current assets			
Inventories	4	78,342.40	78,342.40
Financial assets			
Cash and cash equivalents	5	209.08	215.57
Total Assets		78,551.48	78,557.97
EQUITY AND LIABILITIES			
Equity			
Equity share capital	6	1,000.00	1,000.00
Other equity	7	(2,945.04)	(2,843.47)
Total equity		(1,945.04)	(1,843.47)
LIABILITIES			
Current liabilities			
Financial liabilities			
Trade payables	8	-	-
-total outstanding dues of micro and small enterprises		59.00	59.00
-total outstanding dues other than micro and small enterprises			
Other current liabilities	9	80,437.52	80,342.44
Total liabilities		80,496.52	80,401.44
Total Equity and Liabilities		78,551.48	78,557.97

Summary of significant accounting policies

3

The accompanying notes are an integral part of the financial statements.

As per our report of even date

For Rajeev & Ajay
Firm registration No. : 00997284
Chartered Accountants

Rajeev Sabharwal
Partner
Membership No. : 084833



For and on behalf of the Board of Directors of
FABLE CONBUILD PRIVATE LIMITED

Jahangir Ashraf
Director
DIN-08587748

Bijay Kumar Panda
Director
DIN-08503814

Place : New Delhi
Date : 26 May 2022

FABLE CONBUILD PRIVATE LIMITED
STATEMENT OF PROFIT AND LOSS FOR THE YEAR ENDED 31 MARCH 2022
(Amount in rupees hundred, unless otherwise stated)

Particulars	Notes	31 March 2022	31 March 2021
Revenue from operations		-	-
Total Income		-	-
EXPENSES			
Finance costs	10	6.49	6.49
Other expenses	11	95.08	95.07
Total Expenses		101.57	101.56
(Loss) before tax from continuing operations		(101.57)	(101.56)
Tax expense:			
Current tax		-	-
(Loss) for the year from continuing operations		(101.57)	(101.56)
Other comprehensive income		-	-
Total other comprehensive income for the year, net of tax		-	-
Total comprehensive income/(loss) for the year, net of tax		(101.57)	(101.56)
Earnings per equity share:	12		
(1) Basic		(1.02)	(1.02)
(2) Diluted		(1.02)	(1.02)
Summary of significant accounting policies	3		

The accompanying notes are an integral part of the financial statements.

As per our report of even date

For **Rajeev & Associates**
Firm registration No. 40099775
Chartered Accountants

Rajeev Sabharwal
Partner
Membership No. : 084833

For and on behalf of the Board of Directors of
FABLE CONBUILD PRIVATE LIMITED

 
Jahangir Ashraf **Bijay Kumar Panda**
Director Director
DIN-08587748 DIN-08503814

Place : New Delhi
Date : 26 May 2022

Facade Conbuild Private Limited
Balance sheet as at 31 March 2022
(Amount in rupees hundred, unless otherwise stated)

ASSETS

Current assets

Inventories
Financial assets
Cash and cash equivalents

Total assets

Notes	As at 31 March 2022	As at 31 March 2021
4	1,04,423.26	1,04,423.26
5	236.68	243.17
	1,04,659.94	1,04,666.43

EQUITY AND LIABILITIES

Equity

Equity share capital
Other equity
Total equity

6	1,000.00	1,000.00
7	(2,919.42)	(2,814.73)
	(1,919.42)	(1,814.73)

LIABILITIES

Current liabilities

Financial liabilities
Trade payables
-total outstanding dues of micro and small enterprises
-total outstanding dues other than micro and small enterprises
Other current liabilities

Total liabilities

8	-	-
	59.00	59.00
9	1,06,520.36	1,06,422.16
	1,06,579.36	1,06,481.16

Total equity and liabilities

	1,04,659.94	1,04,666.43
--	--------------------	--------------------

Summary of significant accounting policies

3

The accompanying notes are an integral part of the financial statements.

As per our report of even date

For **Rajeev & Ajay**

Firm registration No : 000977N

Chartered Accountants

Rajeev Sabharwal

Partner

Membership No.: 084833



For and on behalf of the Board of Directors of
Facade Conbuild Private Limited

Brij Kumar Panda
Director
DIN-08503814

Gaurav Dutta
Director
DIN-08657459

Place : New Delhi
Date : 26 May 2022

Facade Conbuild Private Limited
STATEMENT OF PROFIT AND LOSS FOR THE YEAR ENDED 31 MARCH 2022
(Amount in rupees hundred, unless otherwise stated)

Particulars	Notes	31 March 2022	31 March 2021
Revenue from operations		-	-
Total Income		-	-
EXPENSES			
Finance costs	10	6.49	6.49
Other expenses	11	98.20	118.67
Total Expenses		104.69	125.16
Profit/(Loss) before tax		(104.69)	(125.16)
Tax expense:			
Current tax		-	-
Profit/(Loss) for the year		(104.69)	(125.16)
Other comprehensive income		-	-
Total other comprehensive income for the year, net of tax		-	-
Total comprehensive income/(loss) for the year, net of tax		(104.69)	(125.16)
Earnings per equity share:	12		
(1) Basic		(1.05)	(1.25)
(2) Diluted		(1.05)	(1.25)
Summary of significant accounting policies	3		

The accompanying notes are an integral part of the financial statements.

As per our report of even date

For Rajeev & Ajay
Firm registration No : 009977N
Chartered Accountants

Rajeev Sabharwal
Partner
Membership No. : 084833



For and on behalf of the Board of Directors of
Facade Conbuild Private Limited

Bijay Kumar Panda
Director
DIN-08503814

Gaurav Dutta
Director
DIN-08657459

Place : New Delhi
Date : 26 May 2022

FACET ESTATE PRIVATE LIMITED
BALANCE SHEET AS AT 31 MARCH 2022
(Amount in rupees hundred, unless otherwise stated)

	Notes	As at 31 March 2022	As at 31 March 2021
ASSETS			
Current assets			
Inventories	4	67,12,777.96	67,05,331.35
Financial assets			
Cash and cash equivalents	5	343.64	313.63
Other current assets	6	-	-
Total Assets		67,13,121.60	67,05,644.98
EQUITY AND LIABILITIES			
Equity			
Equity share capital	7	1,000.00	1,000.00
Other equity	8	2,31,668.53	2,31,786.45
Total equity		2,32,668.53	2,32,786.45
LIABILITIES			
Current liabilities			
Financial liabilities			
Trade payables	9	-	-
-total outstanding dues of micro and small enterprises		59.00	59.00
-total outstanding dues other than micro and small enterprises	10	64,80,394.07	64,72,799.53
Other current liabilities		64,80,453.07	64,72,858.53
Total liabilities		67,13,121.60	67,05,644.98

Total Equity and Liabilities

Summary of significant accounting policies

3

The accompanying notes are an integral part of the financial statements.

As per our report of even date

For **NAV R A T N & CO LLP**
Firm Reg. No.: N500107
Chartered Accountants



Nitish Mittal
Partner

Membership No.: 095371



For and on behalf of the Board of Directors of
FACET ESTATE PRIVATE LIMITED


Manish Kumar
Director
DIN-08376570


Praveesh Kumar
Director
DIN-08376738

Place : Gurugram
Date : 26 May 2022

FACET ESTATE PRIVATE LIMITED
STATEMENT OF PROFIT AND LOSS FOR THE YEAR ENDED 31 MARCH 2022
(Amount in rupees hundred, unless otherwise stated)

Particulars	Notes	31 March 2022	31 March 2021
Revenue from operations		-	-
Total Income		-	-
EXPENSES			
Finance costs	11	6.49	6.50
Other expenses	12	111.43	122.67
Total Expenses		117.92	129.17
(Loss) before tax from continuing operations		(117.92)	(129.17)
Tax expense:			
Current tax		-	-
(Loss) for the year from continuing operations		(117.92)	(129.17)
Other comprehensive income		-	-
Total other comprehensive income/(loss) for the year, net of tax		-	-
Total comprehensive (loss) for the year, net of tax		(117.92)	(129.17)
Earnings per equity share:	13		
Basic (Rs.)		(1.18)	(1.29)
Diluted (Rs.)		(1.18)	(1.29)

Summary of significant accounting policies

3

The accompanying notes are an integral part of the financial statements.

As per our report of even date

For N A V R A T N & CO LLP
Firm Reg. No.: N500107
Chartered Accountants


Nitish Mittal
Partner
Membership No.: 095371



For and on behalf of the Board of Directors of
FACET ESTATE PRIVATE LIMITED


Manish Kumar
Director
DIN-08376570


Pravesh Kumar
Director
DIN-08376738

Place : Gurugram
Date : 26 May 2022

Flick Propbuild Private Limited
Balance Sheet as at 31 March 2022
(Amount in rupees hundred, unless otherwise stated)

	Notes	As at 31 March 2022	As at 31 March 2021
ASSETS			
Current assets			
Inventories	4	2,33,847.54	2,33,847.54
Financial assets			
Cash and cash equivalents	5	238.98	245.47
Other financial assets	6	34,186.19	34,186.19
Total assets		2,68,272.71	2,68,279.20
EQUITY AND LIABILITIES			
Equity			
Equity share capital	7	1,000.00	1,000.00
Other equity	8	773.91	878.60
Total equity		1,773.91	1,878.60
LIABILITIES			
Current liabilities			
Financial liabilities			
Trade payables	9	-	-
-total outstanding dues of micro and small enterprises		59.00	59.00
-total outstanding dues other than micro and small enterprises	10	2,66,439.80	2,66,341.60
Other current liabilities		2,66,498.80	2,66,400.60
Total liabilities		2,68,272.71	2,68,279.20
Total equity and liabilities		2,68,272.71	2,68,279.20

Summary of significant accounting policies


3

The accompanying notes are an integral part of the financial statements.

As per our report of even date

For **Rajeev & Ajay**
Firm registration No : 009977N
Chartered Accountants

Rajeev Sabharwal
Partner
Membership No. :084833



For and on behalf of the Board of Directors of
Flick Propbuild Private Limited

Gaurav Dutta
Director
DIN-08657459

Gaurav Dutta

Vazhakkate Radha Krishn
Director
DIN-05268278

V. Radha Krishn

Place : New Delhi
Date : 26 May 2022

Flick Propbuild Private Limited
Statement of Profit and Loss for the year ended 31 March 2022
(Amount in rupees hundred, unless otherwise stated)

	Notes	31 March 2022	31 March 2021
REVENUE			
Revenue from operations		-	-
Total Income		-	-
EXPENSES			
Finance costs	11	6.49	11.07
Other expenses	12	98.20	1,195.07
Total Expenses		104.69	1,206.14
Profit/(Loss) before tax		(104.69)	(1,206.14)
Current tax		-	-
Profit/(Loss) for the year		(104.69)	(1,206.14)
Other comprehensive income		-	-
Total other comprehensive income for the year, net of tax		-	-
Total comprehensive income/(loss) for the year, net of tax		(104.69)	(1,206.14)
Earnings per equity share:	13		
Basic (Rs.)		(104.69)	(1,206.14)
Diluted (Rs.)		(104.69)	(1,206.14)

Summary of significant accounting policies 3

The accompanying notes are an integral part of the financial statements.

As per our report of even date

For Rajeev & Ajay
Firm registration No : 009977N
Chartered Accountants

Rajeev Sabharwal
Partner
Membership No. :084833



For and on behalf of the Board of Directors of
Flick Propbuild Private Limited

Gaurav Dutta

Gaurav Dutta
Director
DIN-08657459

V. Radha Krish

Vazhakkate Radha Krish
Director
DIN-05268278

Place : New Delhi
Date : 26 May 2022

FLING PROPBUILD PRIVATE LIMITED
BALANCE SHEET AS AT 31 MARCH 2022
(Amount in rupees hundred, unless otherwise stated)

	Notes	As at 31 March 2022	As at 31 March 2021
ASSETS			
Current assets			
Inventories	4	72,570.99	72,570.99
Financial assets			
Cash and cash equivalents	5	214.05	220.54
Other financial assets	6	4,95,928.69	4,95,928.69
Total Assets		5,68,713.73	5,68,720.22
EQUITY AND LIABILITIES			
Equity			
Equity share capital	7	1,000.00	1,000.00
Other equity	8	(8,441.14)	(8,336.45)
Total equity		(7,441.14)	(7,336.45)
LIABILITIES			
Current liabilities			
Financial liabilities			
Trade payables	9	-	-
-total outstanding dues of micro and small enterprises		59.00	59.00
-total outstanding dues other than micro and small			
Other current liabilities	10	5,76,095.87	5,75,997.67
Total liabilities		5,76,154.87	5,76,056.67
Total Equity and Liabilities		5,68,713.73	5,68,720.22
Summary of significant accounting policies	3		

The accompanying notes are an integral part of the financial statements.

As per our report of even date

For Rajeev & Ajay
Firm registration No : 009977N
Chartered Accountants

Rajeev Sabharwal
Partner

Membership No. 1084833

For and on behalf of the Board of Directors of
FLING PROPBUILD PRIVATE LIMITED

Gaurav Dutta
Director
DIN- 08657459

V. Radha
Vazhakkate Radha Krishna
Director
DIN-05268278

Place : New Delhi
Date : 26 May 2022

FLING PROPBUILD PRIVATE LIMITED
STATEMENT OF PROFIT AND LOSS FOR THE YEAR ENDED 31 MARCH 2022
(Amount in rupees hundred, unless otherwise stated)

Particulars	Notes	31 March 2022	31 March 2021
Revenue from operations		-	-
Total Income		-	-
EXPENSES			
Finance costs	11	6.49	6.49
Other expenses	12	98.20	95.07
Total Expenses		104.69	101.56
Profit/(Loss) before tax from continuing operations		(104.69)	(101.56)
Tax expense:			
Current tax		-	-
Profit/(Loss) for the year from continuing operations		(104.69)	(101.56)
Other comprehensive income		-	-
Total other comprehensive income for the year, net of tax		-	-
Total comprehensive (loss) for the year, net of tax		(104.69)	(101.56)
Earnings per equity share:	13		
Basic (Rs.)		(1.05)	(1.02)
Diluted (Rs.)		(1.05)	(1.02)

Summary of significant accounting policies

3

The accompanying notes are an integral part of the financial statements.

As per our report of even date

For Rajeev & Ajay
Firm registration No : 009977N
Chartered Accountants

Rajeev Sabharwal
Partner
Membership No. 4084833

For and on behalf of the Board of Directors of
FLING PROPBUILD PRIVATE LIMITED

Gaurav Dutta

Gaurav Dutta
Director
DIN- 08657459

V. Radha Krishna

Vazhakkate Radha Krishn
Director
DIN-05268278

Place : New Delhi
Date : 26 May 2022

FLIP PROPBUILD PRIVATE LIMITED
BALANCE SHEET AS AT 31 MARCH 2022
(Amount in rupees hundred, unless otherwise stated)

	Notes	31 March 2022	31 March 2021
ASSETS			
Current assets			
Inventories	4	3,49,574.12	3,49,565.99
Financial assets			
Cash and cash equivalents	5	229.13	243.23
Other financial assets	6	3,64,939.10	3,64,939.10
Total Assets		7,14,742.35	7,14,748.32
EQUITY AND LIABILITIES			
Equity			
Equity share capital	7	1,000.00	1,000.00
Other equity	8	(2,534.00)	(2,432.43)
Total equity		(1,534.00)	(1,432.43)
LIABILITIES			
Current liabilities			
Financial liabilities			
Trade payables	9	-	-
-total outstanding dues of micro and small enterprises		59.00	59.00
-total outstanding dues other than micro and small enterprises			
Other current liabilities	10	7,16,217.35	7,16,121.75
Total liabilities		7,16,276.35	7,16,180.75
Total Equity and Liabilities		7,14,742.35	7,14,748.32
Summary of significant accounting policies	3		

The accompanying notes are an integral part of the financial statements.

As per our report of even date

For **Rajeev & Ajay**
Firm registration No. 009977N
Chartered Accountants

Rajeev Sabharwal
Partner
Membership No. : 084833

For and on behalf of the Board of Directors of
FLIP PROPBUILD PRIVATE LIMITED

Mitrakant
Director
DIN-08528740

Gaurav Dutta
Director
DIN-08657459

Place : New Delhi
Date : 26 May 2022

FLIP PROPBUILD PRIVATE LIMITED
STATEMENT OF PROFIT AND LOSS FOR THE YEAR ENDED 31 MARCH 2022
(Amount in rupees hundred, unless otherwise stated)

Particulars	Notes	31 March 2022	31 March 2021
Revenue from operations		-	-
Total Income		-	-
EXPENSES			
Finance costs	11	6.49	6.49
Other expenses	12	95.08	118.67
Total Expenses		101.57	125.16
Profit/(Loss) before tax from operations		(101.57)	(125.16)
Current tax		-	-
Profit/(Loss) for the year		(101.57)	(125.16)
Other comprehensive income		-	-
Total other comprehensive income for the year, net of tax		-	-
Total comprehensive income/(loss) for the year, net of tax		(101.57)	(125.16)
Earnings per equity share:	13		
Basic (Rs.)		(1.02)	(1.25)
Diluted (Rs.)		(1.02)	(1.25)

Summary of significant accounting policies

3

The accompanying notes are an integral part of the financial statements.

As per our report of even date

For Rajeev & Ajay
Firm registration No. : 009977N
Chartered Accountants

Rajeev Sabharwal
Partner
Membership No. : 084833

For and on behalf of the Board of Directors of
FLIP PROPBUILD PRIVATE LIMITED

Mitrakant
Director
DIN-08528740

Gaurav Dutta
Director
DIN-08657459

Place : New Delhi
Date : 26 May 2022

FLORET PROPBUILD PRIVATE LIMITED
BALANCE SHEET AS AT 31 MARCH 2022
(Amount in rupees hundred, unless otherwise stated)

ASSETS

Current assets

Inventories
Financial assets
Cash and cash equivalents
Other financial assets

Total Assets

Notes	31 March 2022	31 March 2021
4	6,28,514.33	3,32,751.35
5	273.27	249.76
6	50,206.36	50,206.36
	6,78,993.96	3,83,207.47

EQUITY AND LIABILITIES

Equity

Equity share capital
Other equity
Total equity

7	1,000.00	1,000.00
8	(3,071.76)	(2,970.19)
	(2,071.76)	(1,970.19)

LIABILITIES

Current liabilities

Financial liabilities
Trade payables
-total outstanding dues of micro and small enterprises
-total outstanding dues other than micro and small enterprises
Other current liabilities
Total liabilities

9	-	-
	59.00	59.00
10	6,81,006.70	3,85,118.64
	6,81,065.70	3,85,177.64

Total Equity and Liabilities

6,78,993.96	3,83,207.47
--------------------	--------------------

Summary of significant accounting policies

3

The accompanying notes are an integral part of the financial statements.

As per our report of even date

For Rajeev & Ajay

Firm registration No : 009977N
Chartered Accountants

Rajeev Sabharwal
Partner

Membership No. : 084849



For and on behalf of the Board of Directors of
FLORET PROPBUILD PRIVATE LIMITED

Gaurav Dutta

Gaurav Dutta
Director
DIN-08657459

Jahangir Ashraf

Jahangir Ashraf
Director
DIN-08587748

Place : New Delhi
Date : 26 May 2022

FLORET PROPBUILD PRIVATE LIMITED
STATEMENT OF PROFIT AND LOSS FOR THE YEAR ENDED 31 MARCH 2022
(Amount in rupees hundred, unless otherwise stated)

Particulars	Notes	31 March 2022	31 March 2021
Revenue from operations		-	-
Total Income		-	-
EXPENSES			
Finance costs	11	6.49	6.49
Other expenses	12	95.08	118.67
Total Expenses		101.57	125.16
Profit/(Loss) before tax		(101.57)	(125.16)
Current tax		-	-
Profit/(Loss) for the year		(101.57)	(125.16)
Other comprehensive income		-	-
Total other comprehensive income for the year, net of tax		-	-
Total comprehensive income/(loss) for the year, net of tax		(101.57)	(125.16)
Earnings per equity share:	13		
Basic (Rs.)		(1.02)	(1.25)
Diluted (Rs.)		(1.02)	(1.25)

Summary of significant accounting policies

3

The accompanying notes are an integral part of the financial statements.

As per our report of even date

For Rajeev & Ajay

Firm registration No : 069977N
Chartered Accountants

Rajeev Sabharwal
Partner
Membership No. : 084833



For and on behalf of the Board of Directors of
FLORET PROPBUILD PRIVATE LIMITED

Gaurav Dutta
Director
DIN-08657459

Jahangir Ashraf
Director
DIN-08587748

Place : New Delhi
Date : 26 May 2022

FLOTILLA PROPBUILD PRIVATE LIMITED
BALANCE SHEET AS AT 31 MARCH 2022
(Amount in rupees hundred, unless otherwise stated)

ASSETS

Current assets

Inventories
Financial assets
Cash and cash equivalents

Total Assets

EQUITY AND LIABILITIES

Equity

Equity share capital
Other equity

Total equity

LIABILITIES

Current liabilities

Financial liabilities
Trade payables
- total outstanding dues of micro and small enterprises
- total outstanding dues other than micro and small enterprises
Other current liabilities

Total liabilities

Total Equity and Liabilities

Summary of significant accounting policies

The accompanying notes are an integral part of the financial statements.

As per our report of even date

For Rajeev & Ajay

Firm registration No : 009977N

Chartered Accountants

Rajeev Sabharwal

Partner

Membership No. : 084833



Place : New Delhi

Date : 26 May 2022

Notes	As at	
	31 March 2022	31 March 2021
4	7,65,106.10	4,86,247.63
5	310.13	243.70
	7,65,416.23	4,86,491.33
6	1,000.00	1,000.00
7	(3,075.16)	(2,973.59)
	(2,075.16)	(1,973.59)
8	-	-
9	59.00	59.00
	7,67,432.39	4,88,405.92
	7,67,491.39	4,88,464.92
	7,65,416.23	4,86,491.33
3		

For and on behalf of the Board of Directors of
FLOTILLA PROPBUILD PRIVATE LIMITED

Pankaj Kishore Chaturvedi

Director

DIN-07119298

Rangaswamy Harirajan

Director

DIN-06785533

FLOTILLA PROPBUILD PRIVATE LIMITED
STATEMENT OF PROFIT AND LOSS FOR THE YEAR ENDED 31 MARCH 2022
(Amount in rupees hundred, unless otherwise stated)

Particulars	Notes	31 March 2022	31 March 2021
Revenue from operations		-	-
Total Income		-	-
EXPENSES			
Finance costs	10	6.49	6.49
Other expenses	11	95.08	118.67
Total Expenses		101.57	125.16
Profit/(Loss) before tax from continuing operations		(101.57)	(125.16)
Tax expense:			
Current tax		-	-
Profit/(Loss) for the year from continuing operations		(101.57)	(125.16)
Other comprehensive income		-	-
Total other comprehensive income for the year, net of tax		-	-
Total comprehensive (loss) for the year, net of tax		(101.57)	(125.16)
Earnings per equity share:	12		
(1) Basic		(1.02)	(1.25)
(2) Diluted		(1.02)	(1.25)

Summary of significant accounting policies


3

The accompanying notes are an integral part of the financial statements.

As per our report of even date

For Rajeev & Ajay
Firm registration No : 009977N
Chartered Accountants

Rajeev Sabharwal
Partner
Membership No. : 084833



For and on behalf of the Board of Directors of
FLOTILLA PROPBUILD PRIVATE LIMITED

[Signature]

Pankaj Kishore Chaturvedi
Director
DIN-07119298

[Signature]
Rangaswamy Harirajan
Director
DIN-06785533

Place : New Delhi
Date : 26 May 2022

FLOUNCE PROPBUILD PRIVATE LIMITED
BALANCE SHEET AS AT 31 MARCH 2022
(Amount in rupees hundred, unless otherwise stated)

ASSETS

Current assets

Inventories
Financial assets
Cash and cash equivalents
Other financial assets

Total assets

Notes	31 March 2022	31 March 2021
4	96,800.87	96,761.53
5	205.42	247.90
6	2,480.63	2,480.63
	99,486.92	99,490.06

EQUITY AND LIABILITIES

Equity

Equity share capital
Other equity
Total equity

7	1,000.00	1,000.00
8	(2,973.91)	(2,872.34)
	(1,973.91)	(1,872.34)

LIABILITIES

Current liabilities

Financial liabilities
Trade payables
-total outstanding dues of micro and small enterprises
-total outstanding dues other than micro and small enterprises
Other current liabilities
Total liabilities

9		
	59.00	59.00
10	1,01,401.83	1,01,303.40
	1,01,460.83	1,01,362.40

Total equity and liabilities

	99,486.92	99,490.06
--	------------------	------------------

Summary of significant accounting policies

3

The accompanying notes are an integral part of the financial statements.

As per our report of even date

For Rajeev & Ajay
Firm registration No : 009977N
Chartered Accountants

Rajeev Sabharwal
Partner
Membership No. : 084833



For and on behalf of the Board of Directors of
FLOUNCE PROPBUILD PRIVATE LIMITED

Rangaswamy Harirajan
Director
DIN-06785533

Pankaj Kishore Chaturvedi
Director
DIN-07119298

Place : New Delhi
Date : 26 May 2022

FLOUNCE PROPBUILD PRIVATE LIMITED
STATEMENT OF PROFIT AND LOSS FOR THE YEAR ENDED 31 MARCH 2022
(Amount in rupees hundred, unless otherwise stated)

Particulars	Notes	31 March 2022	31 March 2021
INCOME			
Revenue from operations		-	-
Total Income		-	-
EXPENSES			
Other expenses	11	95.08	118.67
Finance costs	12	6.49	6.49
Total Expenses		101.57	125.16
Profit/(Loss) before tax		(101.57)	(125.16)
Current tax		-	-
Profit/(Loss) for the year		(101.57)	(125.16)
Other comprehensive income		-	-
Total other comprehensive income for the year, net of tax		-	-
Total comprehensive income/(loss) for the year, net of tax		(101.57)	(125.16)
Earnings per equity share:	13		
Basic (Rs.)		(1.02)	(1.25)
Diluted (Rs.)		(1.02)	(1.25)

Summary of significant accounting policies

3

The accompanying notes are an integral part of the financial statements.

As per our report of even date

For **Rajeev & Ajay**
Firm registration No. : 009977N
Chartered Accountants

Rajeev Sabharwal
Partner
Membership No. : 084833



Place : New Delhi
Date : 26 May 2022

For and on behalf of the Board of Directors of
FLOUNCE PROPBUILD PRIVATE LIMITED

Rangasamy Harirajan
Director
DIN-06785533

Pankaj Kishore Chaturvedi
Director
DIN-07119298

FLUE PROPBUILD PRIVATE LIMITED
BALANCE SHEET AS AT 31 MARCH 2022
(Amount in rupees hundred, unless otherwise stated)

ASSETS

Current assets

Inventories	
Financial assets	
Cash and cash equivalents	
Other financial assets	

Total assets

Notes	31 March 2022	31 March 2021
4	4,65,897.97	4,65,897.97
5	239.46	245.95
6	1,67,706.69	1,67,706.69
	6,33,844.12	6,33,850.61

EQUITY AND LIABILITIES

Equity

Equity share capital	
Other equity	

Total equity

7	1,000.00	1,000.00
8	(3,571.17)	(3,469.60)
	(2,571.17)	(2,469.60)

LIABILITIES

Current liabilities

Financial liabilities	
Trade payables	
-total outstanding dues of micro and small enterprises	
-total outstanding dues other than micro and small enterprises	
Other current liabilities	

Total liabilities

9	-	-
	59.00	59.00
10	6,36,356.29	6,36,261.21
	6,36,415.29	6,36,320.21
	6,33,844.12	6,33,850.61

Total equity and liabilities

Summary of significant accounting policies

3

The accompanying notes are an integral part of the financial statements.

As per our report of even date

For Rajeev & Ajay
Firm registration No : 009977N
Chartered Accountants

Rajeev Sabharwal
Partner
Membership No. 084823



For and on behalf of the Board of Directors of
FLUE PROPBUILD PRIVATE LIMITED

Rahul Bindle
Director
DIN-02128650

Seema Shekher
Director
DIN-08376730

Place : New Delhi
Date : 26 May 2022

FLUE PROPBUILD PRIVATE LIMITED
STATEMENT OF PROFIT AND LOSS FOR THE YEAR ENDED 31 MARCH 2022
(Amount in rupees hundred, unless otherwise stated)

Particulars	Notes	31 March 2022	31 March 2021
Revenue from operations		-	-
Total Income		-	-
EXPENSES			
Finance costs	11	6.49	6.49
Other expenses	12	95.08	118.67
Total Expenses		101.57	125.16
Profit/(Loss) before tax		(101.57)	(125.16)
Current tax		-	-
Profit/(Loss) for the year		(101.57)	(125.16)
Other comprehensive income		-	-
Total other comprehensive income for the year, net of tax		-	-
Total comprehensive income/(loss) for the year, net of tax		(101.57)	(125.16)
Earnings per equity share:	13		
Basic (Rs.)		(1.02)	(1.25)
Diluted (Rs.)		(1.02)	(1.25)

Summary of significant accounting policies

3

The accompanying notes are an integral part of the financial statements.

As per our report of even date

For Rajeev & Ajay
Firm registration No. 009977N
Chartered Accountants

Rajeev Satbarwal
Partner
Membership No. 084833

Place : New Delhi
Date : 26 May 2022

For and on behalf of the Board of Directors of
FLUE PROPBUILD PRIVATE LIMITED

Rahul Bindle
Director
DIN-02128650

Seema Shekher
Director
DIN-08376730

FLUFF PROPBUILD PRIVATE LIMITED
BALANCE SHEET AS AT 31 MARCH 2022
(Amount in rupees hundred, unless otherwise stated)

	Notes	31 March 2022	31 March 2021
ASSETS			
Current assets			
Inventories	4	4,88,234.38	5,37,861.70
Financial assets			
Cash and cash equivalents	5	238.52	246.26
Other financial assets	6	49,233.94	49,233.94
Total assets		5,37,706.84	5,87,341.90
EQUITY AND LIABILITIES			
Equity			
Equity share capital	7	1,000.00	1,000.00
Other equity	8	(2,651.18)	(2,971.49)
Total equity		(1,651.18)	(1,971.49)
LIABILITIES			
Current liabilities			
Financial liabilities			
Trade payables	9	-	-
-total outstanding dues of micro and small enterprises		-	-
-total outstanding dues other than micro and small enterprises		59.00	59.00
Other current liabilities	10	5,39,299.02	5,89,254.39
Total liabilities		5,39,358.02	5,89,313.39
Total equity and liabilities		5,37,706.84	5,87,341.90

Summary of significant accounting policies

3

The accompanying notes are an integral part of the financial statements.

As per our report of even date

For Rajeev & Ajay

Firm registration No : 009977N
Chartered Accountants

Rajeev Sabharwal
Partner

Membership No. : 084833



For and on behalf of the Board of Directors of
FLUFF PROPBUILD PRIVATE LIMITED

Anil Kumar Beniwal
Director
DIN-08129129

Prashant Pandey
Director
DIN-03439831

Place : New Delhi
Date : 26 May 2022

FLUFF PROPBUILD PRIVATE LIMITED
STATEMENT OF PROFIT AND LOSS FOR THE YEAR ENDED 31 MARCH 2022
(Amount in rupees hundred, unless otherwise stated)

Particulars	Notes	31 March 2022	31 March 2021
Income			
Revenue from operations	11	421.88	-
Total Income		421.88	-
Expenses			
Other expenses	12	95.08	118.67
Finance costs	13	6.49	6.49
Total Expenses		101.57	125.16
Profit/(Loss) before tax		320.31	(125.16)
Current tax		-	-
Profit/(Loss) for the year		320.31	(125.16)
Other comprehensive income		-	-
Total other comprehensive income for the year, net of tax		-	-
Total comprehensive income/(loss) for the year, net of tax		320.31	(125.16)
Earnings per equity share:	14		
Basic (Rs.)		3.20	(1.25)
Diluted (Rs.)		3.20	(1.25)

Summary of significant accounting policies

3

The accompanying notes are an integral part of the financial statements.

As per our report of even date

For Rajeev & Ajay
Firm registration No : 009977N
Chartered Accountants

Rajeev Sabharwal
Partner
Membership No. : 084833



For and on behalf of the Board of Directors of
FLUFF PROPBUILD PRIVATE LIMITED

Anil Kumar Beniwal
Director
DIN-08129129

Prashant Pandey
Director
DIN-03439831

Place : New Delhi
Date : 26 May 2022

FLUKE PROPBUILD PRIVATE LIMITED
BALANCE SHEET AS AT 31 MARCH 2022
(Amount in rupees hundred, unless otherwise stated)

ASSETS

Current assets

Inventories
Financial assets
Cash and cash equivalents

Total assets

Notes	31 March 2022	31 March 2021
4	16,329.79	16,329.79
5	208.50	214.99
	16,538.29	16,544.78

EQUITY AND LIABILITIES

Equity

Equity share capital
Other equity

Total equity

6	1,000.00	1,000.00
7	(1,236.47)	(1,134.90)
	(236.47)	(134.90)

LIABILITIES

Current liabilities

Financial liabilities
Trade payables
-total outstanding dues of micro and small enterprises
-total outstanding dues other than micro and small enterprises

Other current liabilities

Total liabilities

8	-	-
9	59.00	59.00
	16,715.76	16,620.68
	16,774.76	16,679.68

Total equity and liabilities

	16,538.29	16,544.78
--	------------------	------------------

Summary of significant accounting policies

3

The accompanying notes are an integral part of the financial statements.

As per our report of even date

For Rajeev & Ajay

Firm registration No : 000977N
Chartered Accountants

Rajeev Sabharwal
Partner
Membership No. : 084833



For and on behalf of the Board of Directors of
FLUKE PROPBUILD PRIVATE LIMITED

Anil Kumar Beniwal
Director
DIN-08129129

Prashant Pandey
Director
DIN-03439831

Place : New Delhi
Date : 26 May 2022

7

FLUKE PROPBUILD PRIVATE LIMITED
STATEMENT OF PROFIT AND LOSS FOR THE YEAR ENDED 31 MARCH 2022
(Amount in rupees hundred, unless otherwise stated)

Particulars	Notes	31 March 2022	31 March 2021
Revenue from operations		-	-
Total Income		-	-
EXPENSES			
Finance costs	10	6.49	6.49
Other expenses	11	95.08	95.07
Total Expenses		101.57	101.56
Profit/(Loss) before tax		(101.57)	(101.56)
Current tax		-	-
Profit/(Loss) for the year		(101.57)	(101.56)
Other comprehensive income		-	-
Total other comprehensive income for the year, net of tax		-	-
Total comprehensive income/(loss) for the year, net of tax		(101.57)	(101.56)
Earnings per equity share:	12		
Basic (Rs.)		(1.02)	(1.02)
Diluted (Rs.)		(1.02)	(1.02)

Summary of significant accounting policies

3

The accompanying notes are an integral part of the financial statements.

As per our report of even date

For Rajeev & Ajay
Firm registration No : 009977N
Chartered Accountants

Rajeev Sabharwal
Partner
Membership No. : 684833

Place : New Delhi
Date : 26 May 2022

For and on behalf of the Board of Directors of
FLUKE PROPBUILD PRIVATE LIMITED

Anil Kumar Beniwal
Director
DIN-08129129

Prashant Pandey
Director
DIN-03439831

FOAL PROPBUILD PRIVATE LIMITED
BALANCE SHEET AS AT 31 MARCH 2022
(Amount in rupees hundred, unless otherwise stated)

ASSETS

Current assets

Inventories
Financial assets
Cash and cash equivalents

Total Assets

Notes	31 March 2022	31 March 2021
4	1,47,398.89	1,47,398.89
5	214.82	221.31
	1,47,613.71	1,47,620.20

EQUITY AND LIABILITIES

Equity

Equity share capital
Other equity
Total equity

6	1,000.00	1,000.00
7	(3,289.09)	(2,129.02)
	(2,289.09)	(1,129.02)

LIABILITIES

Current liabilities

Financial liabilities
Trade payables
-total outstanding dues of micro and small enterprises
-total outstanding dues other than micro and small enterprises
Other current liabilities
Total liabilities

8	-	-
9	1,117.50	118.00
	1,48,785.30	1,48,631.22
	1,49,902.80	1,48,749.22
	1,47,613.71	1,47,620.20

Total Equity and Liabilities

Summary of significant accounting policies

3

The accompanying notes are an integral part of the financial statements.

As per our report of even date

For Rajeev & Associates
Firm registration No. 00997771
Chartered Accountants

Rajeev Sahbharwal
Partner
Membership No. : 084833

Place : New Delhi
Date : 26 May 2022

For and on behalf of the Board of Directors of
FOAL PROPBUILD PRIVATE LIMITED

Anil Kumar Beniwal
Director
DIN-08129129

Prashant Pandey
Director
DIN-03439831

FOAL PROPBUILD PRIVATE LIMITED
STATEMENT OF PROFIT AND LOSS FOR THE YEAR ENDED 31 MARCH 2022
(Amount in rupees hundred, unless otherwise stated)

Particulars	Notes	31 March 2022	31 March 2021
Revenue from operations		-	-
Total Income		-	-
EXPENSES			
Finance costs	10	6.49	6.49
Other expenses	11	1,153.58	95.07
Total Expenses		1,160.07	101.56
Profit/(Loss) before tax from continuing operations		(1,160.07)	(101.56)
Tax expense:			
Current tax		-	-
Profit/(Loss) for the year from continuing operations		(1,160.07)	(101.56)
Other comprehensive income		-	-
Total other comprehensive income for the year, net of tax		-	-
Total comprehensive income/(loss) for the year, net of tax		(1,160.07)	(101.56)
Earnings per equity share:	12		
(1) Basic		(11.60)	(1.02)
(2) Diluted		(11.60)	(1.02)

Summary of significant accounting policies

3

The accompanying notes are an integral part of the financial statements.

As per our report of even date


For Rajeev & Ajay
Firm registration No. 0099778
Chartered Accountants

Rajeev Sabharwal
Partner
Membership No. : 084833



For and on behalf of the Board of Directors of
FOAL PROPBUILD PRIVATE LIMITED


Anil Kumar Beniwal
Director
DIN-08129129


Prashant Pandey
Director
DIN-03439831

Place : New Delhi
Date : 26 May 2022

FONDANT PROPBUILD PRIVATE LIMITED
BALANCE SHEET AS AT 31 MARCH 2022
(Amount in rupees hundred, unless otherwise stated)

ASSETS

Current assets

- Inventories
- Financial assets
- Cash and cash equivalents

Total Assets

EQUITY AND LIABILITIES

Equity

- Equity share capital
- Other equity
- Total equity**

LIABILITIES

Current liabilities

- Financial liabilities
- Trade payables
- total outstanding dues of micro and small enterprises
- total outstanding dues other than micro and small enterprises
- Other current liabilities
- Total liabilities**

Total Equity and Liabilities

Summary of significant accounting policies

The accompanying notes are an integral part of the financial statements.

As per our report of even date

For Rajeev & Ajay

Firm registration No : 009977N
Chartered Accountants

Rajeev Sabharwal
Partner
Membership No. : 084883



Place : New Delhi
Date : 26 May 2022

Notes	As at 31 March 2022	As at 31 March 2021
4	3,63,187.55	3,63,187.55
5	213.24	219.73
	3,63,400.79	3,63,407.28
6	1,000.00	1,000.00
7	(7,847.25)	(7,745.68)
	(6,847.25)	(6,745.68)
8	-	-
9	59.00	59.00
	3,70,189.04	3,70,093.96
	3,70,248.04	3,70,152.96
	3,63,400.79	3,63,407.28

For and on behalf of the Board of Directors of
FONDANT PROPBUILD PRIVATE LIMITED

Anil Kumar Beniwal
Director
DIN-08129129

Jahangir Ashraf
Director
DIN-08587748

FONDANT PROPBUILD PRIVATE LIMITED
STATEMENT OF PROFIT AND LOSS FOR THE YEAR ENDED 31 MARCH 2022
(Amount in rupees hundred, unless otherwise stated)

Particulars	Notes	31 March 2022	31 March 2021
INCOME			
Revenue from operations		-	-
Total Income		-	-
EXPENSES			
Finance costs	10	6.49	6.49
Other expenses	11	95.08	95.07
Total Expenses		101.57	101.56
(Loss) before tax from continuing operations		(101.57)	(101.56)
Tax expense:			
Current tax		-	-
(Loss) for the year from continuing operations		(101.57)	(101.56)
Other comprehensive income		-	-
Total other comprehensive income for the year, net of tax		-	-
Total comprehensive (loss) for the year, net of tax		(101.57)	(101.56)
Earnings per equity share:	12		
Basic (Rs.)		(1.02)	(1.02)
Diluted (Rs.)		(1.02)	(1.02)

Summary of significant accounting policies

3

The accompanying notes are an integral part of the financial statements.

As per our report of even date

For Rajeev & Ajay
Firm registration No : 009997N
Chartered Accountants

Rajeev Sabharwal
Partner
Membership No. : 064883



For and on behalf of the Board of Directors of
FONDANT PROPBUILD PRIVATE LIMITED

Anil Kumar Beniwal
Director
DIN-08129129

Jahangir Ashraf
Director
DIN-08587748

Place : New Delhi
Date : 26 May 2022

FORAY PROPBUILD PRIVATE LIMITED
BALANCE SHEET AS AT 31 MARCH 2022
(Amount in rupees hundred, unless otherwise stated)

	Notes	As at 31 March 2022	As at 31 March 2021
ASSETS			
Current assets			
Inventories	4	2,62,969.46	2,62,969.46
Financial assets			
Cash and cash equivalents	5	240.39	246.88
Current tax assets (net)	6	-	-
		2,63,209.85	2,63,216.34
Total Assets		2,63,209.85	2,63,216.34
EQUITY AND LIABILITIES			
Equity			
Equity share capital	7	1,000.00	1,000.00
Other equity	8	(2,213.74)	(2,112.17)
Total equity		(1,213.74)	(1,112.17)
LIABILITIES			
Current liabilities			
Financial liabilities			
Trade payables	9	-	-
-total outstanding dues of micro and small enterprises		59.00	59.00
-total outstanding dues other than micro and small enterprises	10	2,64,364.59	2,64,269.51
Other current liabilities		2,64,423.59	2,64,328.51
Total liabilities		2,63,209.85	2,63,216.34
Total Equity and Liabilities		2,63,209.85	2,63,216.34

Summary of significant accounting policies

3

The accompanying notes are an integral part of the financial statements.

As per our report of even date

For Rajeev & Ajay
Firm registration No : 009977N
Chartered Accountants

Rajeev Sabharwal
Partner
Membership No : 084833



For and on behalf of the Board of Directors of
FORAY PROPBUILD PRIVATE LIMITED

Anil Kumar Beniwal
Director
DIN-08129129

Prashant Pandey
Director
DIN-03439831

(Signature)

Place : New Delhi
Date : 26 May 2022

FORAY PROPBUILD PRIVATE LIMITED
STATEMENT OF PROFIT AND LOSS FOR THE YEAR ENDED 31 MARCH 2022
(Amount in rupees hundred, unless otherwise stated)


Particulars	Notes	31 March 2022	31 March 2021
Revenue from operations		-	-
Total Income		-	-
EXPENSES			
Finance costs	11	6.49	6.49
Other expenses	12	95.08	95.07
Total Expenses		101.57	101.56
(Loss)/profit before tax from continuing operations		(101.57)	(101.56)
Tax expense:			
Current tax		-	-
(Loss)/profit for the year from continuing operations		(101.57)	(101.56)
Other comprehensive income		-	-
Total other comprehensive income for the year, net of tax		-	-
Total comprehensive (loss)/income for the year, net of tax		(101.57)	(101.56)
Earnings per equity share:	13		
(1) Basic		(1.02)	(1.02)
(1) Diluted		(1.02)	(1.02)

Summary of significant accounting policies 3


The accompanying notes are an integral part of the financial statements.

As per our report of even date

For Rajeev & Ajay
Firm registration No : 009977N
Chartered Accountants


Rajeev Sabharwal
Partner
Membership No. : 084833

For and on behalf of the Board of Directors of
FORAY PROPBUILD PRIVATE LIMITED


Anil Kumar Beniwal
Director
DIN-08129129


Prashant Pandey
Director
DIN-03439831

Place : New Delhi
Date : 26 May 2022

FORSYTHIA PROPBUILD PRIVATE LIMITED
BALANCE SHEET AS AT 31 MARCH 2022
(Amount in rupees hundred, unless otherwise stated)

	Notes	As at 31 March 2022	As at 31 March 2021
ASSETS			
Current assets			
Inventories	4	3,01,858.86	3,01,073.87
Financial assets			
Cash and cash equivalents	5	260.19	226.73
Current tax assets (net)	6	2,404.23	2,404.23
		3,04,523.28	3,03,704.83
Total Assets		3,04,523.28	3,03,704.83
EQUITY AND LIABILITIES			
Equity			
Equity share capital	7	1,000.00	1,000.00
Other equity	8	(5,840.59)	(4,431.47)
Total equity		(4,840.59)	(3,431.47)
LIABILITIES			
Current liabilities			
Financial liabilities			
Trade payables	9	-	-
-total outstanding dues of micro and small enterprises			
-total outstanding dues other than micro and small enterprises		266.50	59.00
Other current liabilities	10	3,09,097.37	3,07,077.30
Total liabilities		3,09,363.87	3,07,136.30
Total Equity and Liabilities		3,04,523.28	3,03,704.83
Summary of significant accounting policies	3		

The accompanying notes are an integral part of the financial statements.

As per our report of even date

For **Rajeev & Ajay**
Firm registration No. 009977N
Chartered Accountants

Rajeev Sabharwal
Partner
Membership No. 084833

For and on behalf of the Board of Directors of
FORSYTHIA PROPBUILD PRIVATE LIMITED

Tapan Kumar Barik
Director
DIN-08455171

Suman Jain
Director
DIN-08385675

Place : New Delhi
Date : 26 May 2022

FORSYTHIA PROPBUILD PRIVATE LIMITED
STATEMENT OF PROFIT AND LOSS FOR THE YEAR ENDED 31 MARCH 2022
(Amount in rupees hundred, unless otherwise stated)

Particulars	Notes	31 March 2022	31 March 2021
EXPENSES			
Finance costs	11	6.54	6.49
Other expenses	12	1,402.58	95.07
Total expenses (II)		1,409.12	101.56
(Loss) before tax from continuing operations (I-II)		(1,409.12)	(101.56)
Tax expense:			
(Loss) for the year from continuing operations		(1,409.12)	(101.56)
Total comprehensive (loss) for the year, net of tax		(1,409.12)	(101.56)
Earnings per equity share	13		
(1) Basic		(14.09)	(1.02)
(2) Diluted		(14.09)	(1.02)
Summary of significant accounting policies	3		

The accompanying notes are an integral part of the financial statements.

As per our report of even date

For Rajeev & Ajay
Firm registration No : 009977N
Chartered Accountants

Rajeev Sabharwal
Partner
Membership No. 084833

For and on behalf of the Board of Directors of
FORSYTHIA PROPBUILD PRIVATE LIMITED

Tapan Kumar Barik

Tapan Kumar Barik
Director
DIN-08455171

Suman Jain

Suman Jain
Director
DIN-08385675

Place : New Delhi
Date : 26 May 2022

FOUNT PROPBUILD PRIVATE LIMITED
BALANCE SHEET AS AT 31 MARCH 2022
(Amount in rupees hundred, unless otherwise stated)

ASSETS

Current assets

Inventories	
Financial assets	
Cash and cash equivalents	
Other financial assets	
Current tax assets (net)	
Total Assets	

Notes	As at 31 March 2022	As at 31 March 2021
4	10,248.53	10,248.53
5	411.06	417.71
6	-	35,000.00
7	1,113.46	1,113.46
	11,773.05	46,779.70

EQUITY AND LIABILITIES

Equity

Equity share capital	
Other equity	
Total equity	

8	1,000.00	1,000.00
9	(1,395.13)	(1,269.79)
	(395.13)	(269.79)

LIABILITIES

Current liabilities

Financial liabilities	
Trade payables	
-total outstanding dues of micro and small enterprises	
-total outstanding dues other than micro and small enterprises	
Other current liabilities	
Total liabilities	

10	-	-
	82.60	59.00
11	12,085.58	46,990.49
	12,168.18	47,049.49

Total Equity and Liabilities

11,773.05	46,779.70
------------------	------------------

Summary of significant accounting policies

3

The accompanying notes are an integral part of the financial statements.

As per our report of even date

For Rajeev & Ajay
Firm registration No : 009977N
Chartered Accountants

Rajeev Sabharwal
Partner
Membership No. : 084833



For and on behalf of the Board of Directors of
FOUNT PROPBUILD PRIVATE LIMITED

Reena
Director
DIN-08129092

Prashant Pandey
Director
DIN-03439831

Place : New Delhi
Date : 26 May 2022

FOUNT PROPBUILD PRIVATE LIMITED
STATEMENT OF PROFIT AND LOSS FOR THE YEAR ENDED 31 MARCH 2022
(Amount in rupees hundred, unless otherwise stated)

Particulars	Notes	31 March 2022	31 March 2021
Revenue from operations	12	-	284.37
Total Income (I)		-	284.37
EXPENSES			
Finance costs	13	6.66	6.67
Other expenses	14	118.68	95.07
Total Expenses (II)		125.34	101.74
Profit/(Loss) before tax from continuing operations (I-II)		(125.34)	182.63
Tax expense:			
Profit/(Loss) for the year from continuing operations		(125.34)	182.63
Total comprehensive income/(loss) for the year, net of tax		(125.34)	182.63
Earnings per equity share:			
(1) Basic	15	(1.25)	1.83
(2) Diluted		(1.25)	1.83

Summary of significant accounting policies

The accompanying notes are an integral part of the financial statements.

As per our report of even date

For **Rajeev & Ajay**
Firm registration No : 009977N
Chartered Accountants

Rajeev Sabharwal
Partner
Membership No. : 084833

Place : New Delhi
Date : 26 May 2022

For and on behalf of the Board of Directors of
FOUNT PROPBUILD PRIVATE LIMITED

Reena
Director
DIN-08129092

Prashant Pandey
Director
DIN-03439831

FOYER PROPBUILD PRIVATE LIMITED
BALANCE SHEET AS AT 31 MARCH 2022
(Amount in rupees hundred, unless otherwise stated)

ASSETS

Current assets

Inventories	
Financial assets	
Cash and cash equivalents	
Current tax assets (net)	

Total Assets

Notes	As at 31 March 2022	As at 31 March 2021
4	1,346.87	1,346.87
5	210.27	216.76
6	82.79	82.79
	1,639.93	1,646.42

EQUITY AND LIABILITIES

Equity

Equity share capital	
Other equity	

Total equity

7	1,000.00	1,000.00
8	(1,214.86)	(1,113.29)
	(214.86)	(113.29)

LIABILITIES

Current liabilities

Financial liabilities	
Trade payables	
-total outstanding dues of micro and small enterprises	
-total outstanding dues other than micro and small enterprises	
Other current liabilities	
Total liabilities	

9	-	-
	59.00	59.00
10	1,795.79	1,700.71
	1,854.79	1,759.71

Total Equity and Liabilities

	1,639.93	1,646.42
--	-----------------	-----------------

Summary of significant accounting policies

3

The accompanying notes are an integral part of the financial statements.

As per our report of even date

For **Rajeev & Ajay**
Firm registration No : 009977N
Chartered Accountants

Rajeev Sabharwal
Partner
Membership No. : 084833



For and on behalf of the Board of Directors of
FOYER PROPBUILD PRIVATE LIMITED

Mayank Sharma
Director
DIN-08129100

Shaji Kumar Sasidharan
Director
DIN-07119343

Place : New Delhi
Date : 26 May 2022

FOYER PROPBUILD PRIVATE LIMITED
STATEMENT OF PROFIT AND LOSS FOR THE YEAR ENDED 31 MARCH 2022
(Amount in rupees hundred, unless otherwise stated)

Particulars	Notes	31 March 2022	31 March 2021
INCOME			
Revenue from operations		-	-
Total Income (I)		-	-
EXPENSES			
Finance costs	11	6.49	6.49
Other expenses	12	95.08	95.07
Total Expenses (II)		101.57	101.56
(Loss)/profit before tax from continuing operations (I-II)		(101.57)	(101.56)
Tax expense:			
Current tax		-	-
(Loss)/profit for the year from continuing operations		(101.57)	(101.56)
Other comprehensive income		-	-
Total other comprehensive income for the year, net of tax		-	-
Total comprehensive (loss)/income for the year, net of tax		(101.57)	(101.56)
Earnings per equity share:	13		
(1) Basic		(0.01)	(0.01)
(2) Diluted		(0.01)	(0.01)

Summary of significant accounting policies

3

The accompanying notes are an integral part of the financial statements.

As per our report of even date

For Rajeev & Ajay
Firm registration No : 00899734
Chartered Accountants

Rajeev Sabharwal
Partner
Membership No. : 084833



For and on behalf of the Board of Directors of
FOYER PROPBUILD PRIVATE LIMITED

Mayank Sharma
Director
DIN-08129100

Shaji Kumar Sasidharan
Director
DIN-07119343

Mayank Sharma

Shaji Kumar Sasidharan

Place : New Delhi
Date : 26 May 2022

FRAY PROPBUILD PRIVATE LIMITED
BALANCE SHEET AS AT 31 MARCH 2022
(Amount in rupees hundred, unless otherwise stated)

	Notes	As at 31 March 2022	As at 31 March 2021
ASSETS			
Current assets			
Financial assets			
Cash and cash equivalents	4	206.74	213.23
Total Assets		206.74	213.23
EQUITY AND LIABILITIES			
Equity			
Equity share capital	5	1,000.00	1,000.00
Other equity	6	(3,620.30)	(3,518.73)
Total equity		(2,620.30)	(2,518.73)
LIABILITIES			
Current liabilities			
Financial liabilities			
Trade payables	7	-	-
-total outstanding dues of micro and small enterprises		59.00	59.00
-total outstanding dues other than micro and small enterprises	8	2,768.04	2,672.96
Other current liabilities		2,827.04	2,731.96
Total liabilities		206.74	213.23
Total Equity and Liabilities		206.74	213.23

Summary of significant accounting policies

3

The accompanying notes are an integral part of the financial statements.

As per our report of even date

For Rajeev & Ajay
Firm registration No : 009977N
Chartered Accountants

Rajeev Sabharwal
Partner
Membership No. : 084833

For and on behalf of the Board of Directors of
FRAY PROPBUILD PRIVATE LIMITED

Sujit Kumar Sahu
Director
DIN-05141894

Lalan Prasad Singh
Director
DIN-08129091

Place : New Delhi
Date : 26 May 2022

FRAY PROPBUILD PRIVATE LIMITED
STATEMENT OF PROFIT AND LOSS FOR THE YEAR ENDED 31 MARCH 2022
(Amount in rupees hundred, unless otherwise stated)


Particulars	Notes	31 March 2022	31 March 2021
Revenue from operations		-	-
Total Income (I)		-	-
EXPENSES			
Finance costs	9	6.49	6.49
Other expenses	10	95.08	95.07
Total Expenses (II)		101.57	101.56
Profit/(Loss) before tax from continuing operations (I-II)		(101.57)	(101.56)
Tax expense:			
Current tax		-	-
Profit/(Loss) for the year from continuing operations		(101.57)	(101.56)
Other comprehensive income		-	-
Total other comprehensive income for the year, net of tax		-	-
Total comprehensive income/(loss) for the year, net of tax		(101.57)	(101.56)
Earnings per equity share:	11		
(1) Basic		(1.02)	(1.02)
(2) Diluted		(1.02)	(1.02)

Summary of significant accounting policies


3

The accompanying notes are an integral part of the financial statements.


As per our report of even date

For Rajeev & Ajay
Firm registration No. 009977N
Chartered Accountants

Rajeev Sabharwal
Partner
Membership No. : 084833

For and on behalf of the Board of Directors of
FRAY PROPBUILD PRIVATE LIMITED



Sujit Kumar Sahu
Director
DIN-05141894


Lalit Prasad Singh
Director
DIN-08129091

Place : New Delhi
Date : 26 May 2022

FRIEZE PROPBUILD PRIVATE LIMITED
BALANCE SHEET AS AT 31 MARCH 2022
(Amount in rupees hundred, unless otherwise stated)

ASSETS

Current assets

Inventories

Financial assets

Cash and cash equivalents

Total Assets

EQUITY AND LIABILITIES

Equity

Equity share capital

Other equity

Total equity

LIABILITIES

Current liabilities

Financial liabilities

Trade payables

-total outstanding dues of micro and small enterprises

-total outstanding dues other than micro and small enterprises

Other current liabilities

Total liabilities

Total Equity and Liabilities

Summary of significant accounting policies

The accompanying notes are an integral part of the financial statements.

As per our report of even date

For Rajeev & Ajay

Firm registration No : 009977N

Chartered Accountants

Rajeev Sabharwal

Partner

Membership No. : 684833

Place : New Delhi

Date : 26 May 2022

Notes	As at 31 March 2022	As at 31 March 2021
4	5,53,575.24	5,53,575.24
5	239.75	246.20
	5,53,814.99	5,53,821.44
6	1,000.00	1,000.00
7	(3,067.51)	(2,962.86)
	(2,067.51)	(1,962.86)
8	-	-
	59.00	59.00
9	5,55,823.49	5,55,725.30
	5,55,882.49	5,55,784.30
	5,53,814.99	5,53,821.44

3

For and on behalf of the Board of Directors of
FRIEZE PROPBUILD PRIVATE LIMITED

Satish Kumar Goyal

Director

DIN-06520570

Anitesh Singh Chauhan

Director

DIN-09533326

FRIEZE PROPBUILD PRIVATE LIMITED
STATEMENT OF PROFIT AND LOSS FOR THE YEAR ENDED 31 MARCH 2022
(Amount in rupees hundred, unless otherwise stated)

Particulars	Notes	31 March 2022	31 March 2021
Revenue from operations		-	-
Total income		-	-
EXPENSES			
Finance costs	10	6.45	6.49
Other expenses	11	98.20	121.79
Total Expenses		104.65	128.28
Profit/(Loss) before tax from continuing operations		(104.65)	(128.28)
Tax expense:			
Current tax		-	-
Profit/(Loss) for the year from continuing operations		(104.65)	(128.28)
Other comprehensive income		-	-
Total other comprehensive income for the year, net of tax		-	-
Total comprehensive (loss) for the year, net of tax		(104.65)	(128.28)
Earnings per equity share:	12		
(1) Basic		(1.05)	(1.28)
(2) Diluted		(1.05)	(1.28)
Summary of significant accounting policies	3		

The accompanying notes are an integral part of the financial statements.


As per our report of even date

For Rajeev & Aja
Firm registration No. 0099771
Chartered Accountants

Rajeev Sabharwal
Partner
Membership No. : 084833

For and on behalf of the Board of Directors of
FRIEZE PROPBUILD PRIVATE LIMITED


Satish Kumar Goyal
Director
DIN-06520570


Anitesh Singh Chauhan
Director
DIN-09533326

Place : New Delhi
Date : 26 May 2022

FRISSON PROPBUILD PRIVATE LIMITED
BALANCE SHEET AS AT 31 MARCH 2022
(Amount in rupees, unless otherwise stated)

ASSETS

Current assets

Inventories	
Financial assets	
Cash and cash equivalents	
Other financial assets	

Total Assets

Notes	As at 31 March 2022	As at 31 March 2021
4	7,16,795.73	7,16,795.73
5	205.24	211.73
6	8,60,307.40	8,60,307.40
	15,77,308.37	15,77,314.86

EQUITY AND LIABILITIES

Equity

Equity share capital	
Other equity	
Total equity	

7	1,000.00	1,000.00
8	(3,588.98)	(3,481.17)
	(2,588.98)	(2,481.17)

LIABILITIES

Current liabilities

Financial liabilities	
Trade payables	
-total outstanding dues of micro and small enterprises	
-total outstanding dues other than micro and small enterprises	
Other current liabilities	
Total liabilities	

9	-	-
	59.00	59.00
10	15,79,838.35	15,79,737.03
	15,79,897.35	15,79,796.03
	15,77,308.37	15,77,314.86

Total Equity and Liabilities

Summary of significant accounting policies

3


The accompanying notes are an integral part of the financial statements.

As per our report of even date

For Rajeev & Ajay

Firm registration No : 009977N
Chartered Accountants

Rajeev Sabharwal
Partner
Membership No : 084833



For and on behalf of the Board of Directors of
FRISSON PROPBUILD PRIVATE LIMITED

Lokesh Maria
Director
DIN-09337859

Anitesh Singh Chauhan
Director
DIN-09533326

Place : New Delhi
Date : 26 May 2022

FRISSON PROPBUILD PRIVATE LIMITED
STATEMENT OF PROFIT AND LOSS FOR THE YEAR ENDED 31 MARCH 2022
(Amount in rupees, unless otherwise stated)

Particulars	Notes	31 March 2022	31 March 2021
Revenue from operations		-	-
Total Income		-	-
EXPENSES			
Finance costs	11	6.49	6.49
Other expenses	12	101.32	121.79
Total Expenses		107.81	128.28
Profit/(Loss) before tax from continuing operations		(107.81)	(128.28)
Tax expense:			
Current tax		-	-
Profit/(Loss) for the year from continuing operations		(107.81)	(128.28)
Other comprehensive income		-	-
Total other comprehensive income for the year, net of tax		-	-
Total comprehensive income for the year, net of tax		(107.81)	(128.28)
Earnings per equity share:	13		
(1) Basic		(1.08)	(1.28)
(2) Diluted		(1.08)	(1.28)

Summary of significant accounting policies

3

The accompanying notes are an integral part of the financial statements.

As per our report of even date

For Rajeev & Ajay

Firm registration No : 009977N
Chartered Accountants

Rajeev Sabharwal
Partner
Membership No. : 084833



Place : New Delhi
Date : 26 May 2022

For and on behalf of the Board of Directors of
FRISSON PROPBUILD PRIVATE LIMITED

[Signature]

Lokesh Maria
Director
DIN-09337859

[Signature]
Anitesh Singh Chauhan
Director
DIN-09533326

FROND PROPBUILD PRIVATE LIMITED
BALANCE SHEET AS AT 31 MARCH 2022
(Amount in rupees hundred, unless otherwise stated)

	Notes	As at 31 March 2022	As at 31 March 2021
ASSETS			
Current assets			
Inventories	4	25,374.87	25,374.87
Financial assets			
Cash and cash equivalents	5	270.18	217.48
Total Assets		25,645.05	25,592.35
EQUITY AND LIABILITIES			
Equity			
Equity share capital	6	1,000.00	1,000.00
Other equity	7	(400.48)	(297.35)
Total equity		599.52	702.65
LIABILITIES			
Current liabilities			
Financial liabilities			
Trade payables	8	-	-
-total outstanding dues of micro and small enterprises		59.00	59.00
-total outstanding dues other than micro and small enterprises	9	24,898.82	24,742.99
Other current liabilities	10	87.71	87.71
Current tax liabilities (net)			
Total liabilities		25,045.53	24,889.70
Total Equity and Liabilities		25,645.05	25,592.35

Summary of significant accounting policies

3

The accompanying notes are an integral part of the financial statements.

As per our report of even date

For Rajeev & Ajay
Firm registration No : 000977N
Chartered Accountants

Rajeev Sabharwal
Partner
Membership No. : 084634



For and on behalf of the Board of Directors of
FROND PROPBUILD PRIVATE LIMITED

Jahangir Ashraf
Director
DIN-08587748

Anitesh Singh Chauhan
Director
DIN-09533326

Place : New Delhi
Date : 26 May 2022

FROND PROPBUILD PRIVATE LIMITED
STATEMENT OF PROFIT AND LOSS FOR THE YEAR ENDED 31 MARCH 2022
(Amount in rupees hundred, unless otherwise stated)

Particulars	Notes	31 March 2022	31 March 2021
INCOME			
Revenue from operations	11	2.34	-
Total Income (I)		2.34	-
EXPENSES			
Finance costs	12	7.27	6.49
Other expenses	13	98.20	98.19
Total Expenses (II)		105.47	104.68
(Loss) before tax from continuing operations (I-II)		(103.13)	(104.68)
Tax expense:			
Current tax		-	-
(Loss) for the year from continuing operations		(103.13)	(104.68)
Other comprehensive income		-	-
Total other comprehensive income for the year, net of tax		-	-
Total comprehensive (loss) for the year, net of tax		(103.13)	(104.68)
Earnings per equity share:	14		
(1) Basic		(1.03)	(1.05)
(2) Diluted		(1.03)	(1.05)

Summary of significant accounting policies

3

The accompanying notes are an integral part of the financial statements.

As per our report of even date

For Rajeev & Ajay

Firm registration No : 00992284
Chartered Accountants

Rajeev Sabharwal
Partner
Membership No. : 084833



For and on behalf of the Board of Directors of
FROND PROPBUILD PRIVATE LIMITED

Jahangir Ashraf
Director
DIN-08587748

Anitesh Singh Chauhan
Director
DIN-09533326

Place : New Delhi
Date : 26 May 2022

FROTH PROPBUILD PRIVATE LIMITED
BALANCE SHEET AS AT 31 MARCH 2022
(Amount in rupees hundred, unless otherwise stated)

	Notes	As at 31 March 2022	As at 31 March 2021
ASSETS			
Current assets			
Inventories	4	2,31,380.39	2,31,380.39
Financial assets			
Cash and cash equivalents	5	239.41	245.90
Other financial assets	6	37,512.41	37,512.41
Total Assets		2,69,132.21	2,69,138.70
EQUITY AND LIABILITIES			
Equity			
Equity share capital	7	1,000.00	1,000.00
Other equity	8	(2,509.92)	(2,408.35)
Total equity		(1,509.92)	(1,408.35)
LIABILITIES			
Current liabilities			
Financial liabilities			
Trade payables	9	-	-
-total outstanding dues of micro and small enterprises		59.00	59.00
-total outstanding dues other than micro and small enterprises	10	2,70,583.13	2,70,488.05
Other current liabilities			
Total liabilities		2,70,642.13	2,70,547.05
Total Equity and Liabilities		2,69,132.21	2,69,138.70

Summary of significant accounting policies

3

The accompanying notes are an integral part of the financial statements.

As per our report of even date

For Rajeev & Ajay

Firm registration No : 009977N
Chartered Accountants

Rajeev Sabharwal
Partner
Membership No. : 084834



For and on behalf of the Board of Directors of
FROTH PROPBUILD PRIVATE LIMITED

Jahangir Ashraf
Director
DIN-08587748

Animesh Singh Chauhan
Director
DIN-09533326

Place : New Delhi
Date : 26 May 2022

FROTH PROPBUILD PRIVATE LIMITED
STATEMENT OF PROFIT AND LOSS FOR THE YEAR ENDED 31 MARCH 2022
(Amount in rupees hundred, unless otherwise stated)

Particulars	Notes	31 March 2022	31 March 2021
INCOME			
Revenue from operations		-	-
Total Income		-	-
EXPENSES			
Finance costs	11	6.49	6.49
Other expenses	12	95.08	118.67
Total Expenses		101.57	125.16
(Loss) before tax from continuing operations		(101.57)	(125.16)
Tax expense:			
Current tax		-	-
(Loss) for the year from continuing operations		(101.57)	(125.16)
Other comprehensive income		-	-
Total other comprehensive income for the year, net of tax		-	-
Total comprehensive (loss) for the year, net of tax		(101.57)	(125.16)
Earnings per equity share:	13		
(1) Basic		(1.02)	(1.25)
(2) Diluted		(1.02)	(1.25)

Summary of significant accounting policies

3

The accompanying notes are an integral part of the financial statements.

As per our report of even date

For Rajeev & Ajay
Firm registration No : 009977N
Chartered Accountants

Rajeev Sabharwal
Partner
Membership No. : 084833



For and on behalf of the Board of Directors of
FROTH PROPBUILD PRIVATE LIMITED

Jahangir Ashraf
Director
DIN-08587748

Anitesh Singh Chauhan
Director
DIN-09533326

Place : New Delhi
Date : 26 May 2022

FUTURISTIC BUILDWELL PRIVATE LIMITED
BALANCE SHEET AS AT 31 MARCH 2022
(Amount in rupees hundred, unless otherwise stated)

		As at 31 March 2022	As at 31 March 2021
ASSETS			
Current assets			
Inventories	4	6,12,571.51	6,11,248.56
Financial assets			
Cash and cash equivalents	5	246.61	214.84
Current tax assets (net)	6	19.80	0.70
		6,12,837.91	6,11,464.10
Total Assets		6,12,837.91	6,11,464.10
EQUITY AND LIABILITIES			
Equity			
Equity share capital	7	1,000.00	1,000.00
Other equity	8	(2,083.24)	(1,972.31)
Total equity		(1,083.24)	(972.31)
LIABILITIES			
Current liabilities			
Financial liabilities			
Trade payables	9	-	-
-total outstanding dues of micro and small enterprises		59.00	59.00
-total outstanding dues other than micro and small enterprises			
Other current liabilities	10	6,13,862.15	6,12,377.41
Total liabilities		6,13,921.15	6,12,436.41
Total Equity and Liabilities		6,12,837.91	6,11,464.10
Summary of significant accounting policies	3		

The accompanying notes are an integral part of the financial statements.

As per our report of even date

For **NAVRATN & CO LLP**
Firm Reg. No.: N500107
Chartered Accountants

Nitish Mittal

Partner

Membership No.: 095371



For and on behalf of the Board of Directors of
FUTURISTIC BUILDWELL PRIVATE LIMITED

Anitesh Singh Chauhan

Director

DIN-09533326

Jitesh Sharma

Director

DIN-08428478

Place : Gurugram

Date : 26 May 2022

FUTURISTIC BUILDWELL PRIVATE LIMITED
STATEMENT OF PROFIT AND LOSS FOR THE YEAR ENDED 31 MARCH 2022
(Amount in rupees hundred, unless otherwise stated)

Particulars	Notes	31 March 2022	31 March 2021
Revenue from operations	11	-	2,688.45
Total Income (I)		-	2,688.45
Expenses			
Finance costs	12	6.49	6.49
Other expenses	13	104.44	121.80
Total Expenses (II)		110.93	128.29
Profit/(Loss) before tax from continuing operations (I-II)		(110.93)	2,560.16
Tax expense:			
Current tax		-	489.30
Profit/(Loss) for the year from continuing operations		(110.93)	2,070.86
Other comprehensive income		-	-
Total other comprehensive income/(loss) for the year, net of tax		-	-
Total comprehensive income/(loss) for the year, net of tax		(110.93)	2,070.86
Earnings per equity share:	14		
(1) Basic		(1.11)	20.71
(2) Diluted		(1.11)	20.71
Summary of significant accounting policies	3		

The accompanying notes are an integral part of the financial statements.

As per our report of even date

For **NAVRATN & CO LLP**
Firm Reg. No.: N500107
Chartered Accountants


Nitish Mittal
Partner
Membership No.: 095371



For and on behalf of the Board of Directors of
FUTURISTIC BUILDWELL PRIVATE LIMITED


Anitesh Singh Chauhan
Director
DIN-09533326


Jitesh Sharma
Director
DIN-08428478

Place : Gurugram
Date : 26 May 2022

GABLE PROPBUILD PRIVATE LIMITED
BALANCE SHEET AS AT 31 MARCH 2022
(Amount in rupees hundred, unless otherwise stated)

	Notes	As at 31 March 2022	As at 31 March 2021
ASSETS			
Current assets			
Inventories	4	9,42,533.59	2,86,877.33
Financial assets			
Cash and cash equivalents	5	172.17	202.31
Total Assets		9,42,705.76	2,87,079.64
EQUITY AND LIABILITIES			
Equity			
Equity share capital	6	1,000.00	1,000.00
Other equity	7	(14,458.11)	(14,353.42)
Total equity		(13,458.11)	(13,353.42)
LIABILITIES			
Current liabilities			
Financial liabilities			
Trade payables	8	-	7.51
-total outstanding dues of micro and small enterprises		59.00	59.00
-total outstanding dues other than micro and small enterprises			
Other current liabilities	9	9,56,104.87	3,00,366.55
Total liabilities		9,56,163.87	3,00,433.06
Total Equity and Liabilities		9,42,705.76	2,87,079.64
Summary of significant accounting policies	3		

The accompanying notes are an integral part of the financial statements.

As per our report of even date

For Rajeev & Ajay

Firm registration No : 000977/N
Chartered Accountants

Rajeev Sabharwal

Partner

Membership No. : 084833

For and on behalf of the Board of Directors of
GABLE PROPBUILD PRIVATE LIMITED

Rangaswamy Harirajan

Director

DIN-06785533

Sachin Poonia

Director

DIN-09355915

Place : New Delhi

Date : 26 May 2022

GABLE PROPBUILD PRIVATE LIMITED
STATEMENT OF PROFIT AND LOSS FOR THE YEAR ENDED 31 MARCH 2022
(Amount in rupees hundred, unless otherwise stated)

Particulars	Notes	31 March 2022	31 March 2021
Revenue from operations		-	-
Total Income		-	-
EXPENSES			
Finance costs	10	6.49	6.49
Other expenses	11	98.20	118.67
Total Expenses		104.69	125.16
Profit/(Loss) before tax from continuing operations		(104.69)	(125.16)
Tax expense:			
Current tax		-	-
Profit/(Loss) for the year from continuing operations		(104.69)	(125.16)
Other comprehensive income		-	-
Total other comprehensive income for the year, net of tax		-	-
Total comprehensive income/(loss) for the year, net of tax		(104.69)	(125.16)
Earnings per equity share:	12		
(1) Basic		(1.05)	(1.25)
(2) Diluted		(1.05)	(1.25)

Summary of significant accounting policies

3

The accompanying notes are an integral part of the financial statements.

As per our report of even date

For Rajeev & Ajay

Firm registration No : 009977N
Chartered Accountants

Rajeev Sabharwal
Partner
Membership No. : 084833



For and on behalf of the Board of Directors of
GABLE PROPBUILD PRIVATE LIMITED

Rangaswamy Harirajan
Director
DIN-06785533

Sachin Poonia
Director
DIN-09355915

Place : New Delhi
Date : 26 May 2022

GADGET PROPBUILD PRIVATE LIMITED
BALANCE SHEET AS AT 31 MARCH 2022
(Amount in rupees hundred, unless otherwise stated)

	Notes	As at 31 March 2022	As at 31 March 2021
ASSETS			
Current assets			
Inventories	4	1,01,458.19	1,01,458.19
Financial assets			
Cash and cash equivalents	5	197.29	203.78
Total Assets		1,01,655.48	1,01,661.97
EQUITY AND LIABILITIES			
Equity			
Equity share capital	6	1,000.00	1,000.00
Other equity	7	(2,322.78)	(2,221.21)
Total equity		(1,322.78)	(1,221.21)
LIABILITIES			
Current liabilities			
Financial liabilities			
Trade payables	8	-	-
-total outstanding dues of micro and small enterprises		59.00	59.00
-total outstanding dues other than micro and small enterprises	9	1,02,919.26	1,02,824.18
Other current liabilities			
Total liabilities		1,02,978.26	1,02,883.18
Total Equity and Liabilities		1,01,655.48	1,01,661.97
Summary of significant accounting policies	3		

The accompanying notes are an integral part of the financial statements.

As per our report of even date

For Rajeev & Ajay
Firm registration No : 009977N
Chartered Accountants

Rajeev Saharwal
Partner
Membership No. : 084833

Place : New Delhi
Date : 26 May 2022

For and on behalf of the Board of Directors of
GADGET PROPBUILD PRIVATE LIMITED

Anil Kumar Beniwal
Director
DIN-08129129

Jahangir Ashraf
Director
DIN-08587748

GADGET PROPBUILD PRIVATE LIMITED
STATEMENT OF PROFIT AND LOSS FOR THE YEAR ENDED 31 MARCH 2022
(Amount in rupees hundred, unless otherwise stated)

Particulars	Notes	31 March 2022	31 March 2021
Revenue from operations		-	-
Total Income		-	-
EXPENSES			
Finance costs	10	6.49	6.49
Other expenses	11	95.08	118.67
Total Expenses		101.57	125.16
Profit/(Loss) before tax		(101.57)	(125.16)
Tax expense:			
Current tax		-	-
Profit/(Loss) for the year		(101.57)	(125.16)
Other comprehensive income		-	-
Total other comprehensive income for the year, net of tax		-	-
Total comprehensive income/(loss) for the year, net of tax		(101.57)	(125.16)
Earnings per equity share:	12		
(1) Basic		(1.02)	(1.25)
(2) Diluted		(1.02)	(1.25)

Summary of significant accounting policies

3

The accompanying notes are an integral part of the financial statements.

As per our report of even date

For Rajeev & Ajay
Firm registration No : 009977N
Chartered Accountants

Rajeev Sabharwal
Partner
Membership No. : 084833

For and on behalf of the Board of Directors of
GADGET PROPBUILD PRIVATE LIMITED

Anil Kumar Beniwal
Director
DIN-08129129

Jahangir Asraf
Director
DIN-08587748

Place : New Delhi
Date : 26 May 2022

GAFF PROPBUILD PRIVATE LIMITED
BALANCE SHEET AS AT 31 MARCH 2022
(Amount in rupees hundred, unless otherwise stated)

	Notes	As at 31 March 2022	As at 31 March 2021
ASSETS			
Current assets			
Inventories	4	2,26,321.99	2,26,320.45
Financial assets			
Cash and cash equivalents	5	182.99	225.42
Total Assets		2,26,504.98	2,26,545.87
EQUITY AND LIABILITIES			
Equity			
Equity share capital	6	1,000.00	1,000.00
Other equity	7	(3,295.20)	(3,190.51)
Total equity		(2,295.20)	(2,190.51)
LIABILITIES			
Current liabilities			
Financial liabilities			
Trade payables	8	-	34.53
-total outstanding dues of micro and small enterprises		59.00	59.00
-total outstanding dues other than micro and small			
Other current liabilities	9	2,28,741.18	2,28,642.85
Total liabilities		2,28,800.18	2,28,736.38
Total Equity and Liabilities		2,26,504.98	2,26,545.87
Summary of significant accounting policies	3		

The accompanying notes are an integral part of the financial statements.

As per our report of even date

For Rajeev & Ajay

Firm registration No : 009997/N
Chartered Accountants

Rajeev Sabharwal
Partner

Membership No. : 084833

For and on behalf of the Board of Directors of
GAFF PROPBUILD PRIVATE LIMITED

Rangaswamy Harirajan
Director
DIN-06785533

Aekta Jain
Director
DIN-06776771

Place : New Delhi
Date : 26 May 2022

GAFF PROPBUILD PRIVATE LIMITED
STATEMENT OF PROFIT AND LOSS FOR THE YEAR ENDED 31 MARCH 2022
(Amount in rupees hundred, unless otherwise stated)

Particulars	Notes	31 March 2022	31 March 2021
Revenue from operations		-	-
Total Income		-	-
EXPENSES			
Finance costs	10	6.49	6.49
Other expenses	11	98.20	95.07
Total Expenses		104.69	101.56
Profit/(Loss) before tax from continuing operations		(104.69)	(101.56)
Tax expense:			
Current tax		-	-
Profit/(Loss) for the year from continuing operations		(104.69)	(101.56)
Other comprehensive income		-	-
Total other comprehensive income for the year, net of tax		-	-
Total comprehensive income/(loss) for the year, net of tax		(104.69)	(101.56)
Earnings per equity share:	12		
(1) Basic		(1.05)	(1.02)
(2) Diluted		(1.05)	(1.02)

Summary of significant accounting policies

3

The accompanying notes are an integral part of the financial statements.

As per our report of even date

For Rajeev & Ajay

Firm registration No : 009977N
Chartered Accountants

Rajeev Sabharwal
Partner

Membership No. : 084833

For and on behalf of the Board of Directors of
GAFF PROPBUILD PRIVATE LIMITED

Rangasamy Harirajan
Director
DIN-06785533

Aekta Jain
Director
DIN-06776771

Place : New Delhi
Date : 26 May 2022

GAITY PROPBUILD PRIVATE LIMITED
BALANCE SHEET AS AT 31 MARCH 2022
(Amount in rupees hundred, unless otherwise stated)

	Notes	As at 31 March 2022	As at 31 March 2021
ASSETS			
Current assets			
Inventories	4	4,39,655.49	4,39,655.49
Financial assets			
Cash and cash equivalents	5	196.23	202.72
Other financial assets	6	3,14,241.60	3,14,241.60
Total Assets		7,54,093.32	7,54,099.81
EQUITY AND LIABILITIES			
Equity			
Equity share capital	7	1,000.00	1,000.00
Other equity	8	(3,009.52)	(2,904.84)
Total equity		(2,009.52)	(1,904.84)
LIABILITIES			
Current liabilities			
Financial liabilities			
Trade payables	9	59.00	59.00
-total outstanding dues other than micro and small			
Other current liabilities	10	7,56,043.85	7,55,945.65
Total liabilities		7,56,102.85	7,56,004.65
Total Equity and Liabilities		7,54,093.32	7,54,099.81
Summary of significant accounting policies	3		

The accompanying notes are an integral part of the financial statements.

As per our report of even date

For Rajeev & Ajay

Firm registration No : 009977N
Chartered Accountants

Rajeev Sabharwal

Partner

Membership No. : 084823



For and on behalf of the Board of Directors of
GAITY PROPBUILD PRIVATE LIMITED

Aekta Jain

Director

DIN-06776771

Anitesh Singh Chauhan

Director

DIN-09533326

Place : New Delhi

Date : 26 May 2022

GAIETY PROPBUILD PRIVATE LIMITED
STATEMENT OF PROFIT AND LOSS FOR THE YEAR ENDED 31 MARCH 2022
(Amount in rupees hundred, unless otherwise stated)

Particulars	Notes	31 March 2022	31 March 2021
Revenue from operations		-	-
Total Income		-	-
EXPENSES			
Finance costs	11	6.49	6.49
Other expenses	12	98.20	118.67
Total Expenses		104.69	125.16
Profit/(Loss) before tax		(104.69)	(125.16)
Tax expense:			
Current tax		-	-
Profit/(Loss) for the year		(104.69)	(125.16)
Other comprehensive income		-	-
Total other comprehensive income for the year, net of		-	-
Total comprehensive income/(loss) for the year, net of tax		(104.69)	(125.16)
Earnings per equity share:	13		
(1) Basic		(1.05)	(1.25)
(2) Diluted		(1.05)	(1.25)

Summary of significant accounting policies 2

The accompanying notes are an integral part of the financial statements.

As per our report of even date

For Rajeev & Ajay
Firm registration No : 009977N
Chartered Accountants

Rajeev Saharwal
Partner
Membership No. : 084833



For and on behalf of the Board of Directors of
GAIETY PROPBUILD PRIVATE LIMITED

Aekta Jain
Director
DIN-06776771

Anitesh Singh Chauhan
Director
DIN-09533326

Place : New Delhi
Date : 26 May 2022

GALLEON PROPBUILD PRIVATE LIMITED
BALANCE SHEET AS AT 31 MARCH 2022
(Amount in rupees hundred, unless otherwise stated)

	Notes	As at 31 March 2022	As at 31 March 2021
ASSETS			
Current assets			
Inventories	4	1,77,690.88	1,77,690.88
Financial assets			
Cash and cash equivalents	5	240.06	246.55
Other financial assets	6	1,71,981.70	1,71,981.70
Current tax assets (net)	7	1,518.75	1,518.75
Total Assets		3,51,431.39	3,51,437.88
EQUITY AND LIABILITIES			
Equity			
Equity share capital	8	1,000.00	1,000.00
Other equity	9	(3,499.82)	(3,186.13)
Total equity		(2,499.82)	(2,186.13)
LIABILITIES			
Current liabilities			
Financial liabilities			
Trade payables	10	-	-
-total outstanding dues of micro and small enterprises		-	-
-total outstanding dues other than micro and small		272.50	63.50
Other current liabilities	11	3,53,658.71	3,53,560.51
Total liabilities		3,53,931.21	3,53,624.01
Total Equity and Liabilities		3,51,431.39	3,51,437.88
Summary of significant accounting policies	3		

The accompanying notes are an integral part of the financial statements.

As per our report of even date

For Rajeev & Ajay

Firm registration No : 0090778

Chartered Accountants

Rajeev Sabharwal

Partner

Membership No. : 084833



For and on behalf of the Board of Directors of
GALLEON PROPBUILD PRIVATE LIMITED

Anitesh Singh Chauhan

Director

DIN-09533326

Aekta Jain

Director

DIN-06776771

(Handwritten signatures of Anitesh Singh Chauhan and Aekta Jain)

Place : New Delhi

Date : 26 May 2022

GALLEON PROPBUILD PRIVATE LIMITED
STATEMENT OF PROFIT AND LOSS FOR THE YEAR ENDED 31 MARCH 2022
(Amount in rupees hundred, unless otherwise stated)

Particulars	Notes	31 March 2022	31 March 2021
Revenue from operations		-	-
Total Income (I)		-	-
EXPENSES			
Finance costs	12	6.49	6.49
Other expenses	13	307.20	121.79
Total Expenses (II)		313.69	128.28
Profit/(Loss) before tax from continuing operations (I-II)		(313.69)	(128.28)
Tax expense:			
Current tax		-	-
Profit/(Loss) for the year from continuing operations		(313.69)	(128.28)
Other comprehensive income		-	-
Total other comprehensive income for the year, net of tax		-	-
Total comprehensive (loss) for the year, net of tax		(313.69)	(128.28)
Earnings per equity share:	14		
(1) Basic		(3.14)	(1.28)
(2) Diluted		(3.14)	(1.28)
Summary of significant accounting policies	3		

The accompanying notes are an integral part of the financial statements.

As per our report of even date

For Rajeev & Ajay
Firm registration No : 009977N
Chartered Accountants

Rajeev Sabharwal
Partner
Membership No. : 084833

For and on behalf of the Board of Directors of
GALLEON PROPBUILD PRIVATE LIMITED

Anitesh Singh Chauhan
Director
DIN-09533326

Aekta Jain
Director
DIN-06776771

Place : New Delhi
Date : 26 May 2022