

HAFT PROPBUILD PRIVATE LIMITED
BALANCE SHEET AS AT 31 MARCH 2022
(Amount in rupees hundred, unless otherwise stated)

	Notes	As at 31 March 2022	As at 31 March 2021
ASSETS			
Current assets			
Inventories	4	1,12,120.32	1,12,120.32
Financial assets			
Cash and cash equivalents	5	209.54	216.03
Other current assets	6	1,853.94	1,853.94
Total Assets		1,14,183.80	1,14,190.29
EQUITY AND LIABILITIES			
Equity			
Equity share capital	7	1,000.00	1,000.00
Other equity	8	(3,054.29)	(2,952.72)
Total equity		(2,054.29)	(1,952.72)
LIABILITIES			
Current liabilities			
Financial liabilities			
Trade payables	9	-	-
-total outstanding dues of micro and small enterprises		-	-
-total outstanding dues other than micro and small enterprises		59.00	59.00
Other current liabilities	10	1,16,179.09	1,16,084.01
Total liabilities		1,16,238.09	1,16,143.01
Total Equity and Liabilities		1,14,183.80	1,14,190.29

Summary of significant accounting policies

3

The accompanying notes are an integral part of the financial statements.

As per our report of even date

For Rajeev & Ajay

Firm registration No : 009977N
Chartered Accountants

Ajay Kumar Sachdeva
Partner
Membership No. : 084302



For and on behalf of the Board of Directors of
HAFT PROPBUILD PRIVATE LIMITED

Manish Kumar Bhansali
Director
DIN-06583437

Tapan Kumar Barik
Tapan Kumar Barik
Director
DIN-08455171

Place : New Delhi
Date : 26 May 2022

HAFT PROPBUILD PRIVATE LIMITED
STATEMENT OF PROFIT AND LOSS FOR THE YEAR ENDED 31 MARCH 2022
(Amount in rupees hundred, unless otherwise stated)


Particulars	Notes	31 March 2022	31 March 2021
Revenue from operations		-	-
Total Income (I)		-	-
EXPENSES			
Finance costs	11	6.49	6.49
Other expenses	12	95.08	121.79
Total Expenses (II)		101.57	128.28
Profit/(Loss) before tax from continuing operations (I-II)		(101.57)	(128.28)
Tax expense:			
Current tax		-	-
Profit/(Loss) for the year from continuing operations		(101.57)	(128.28)
Other comprehensive income		-	-
Total other comprehensive income for the year, net of tax		-	-
Total comprehensive (loss) for the year, net of tax		(101.57)	(128.28)
Earnings per equity share:	13		
(1) Basic		(1.02)	(1.28)
(2) Diluted		(1.02)	(1.28)
Summary of significant accounting policies	3		

The accompanying notes are an integral part of the financial statements.

As per our report of even date

For **Rajeev & Ajay**
Firm registration No : 009977N
Chartered Accountants

Ajay Kumar Sachdeva
Partner
Membership No. : 084302



For and on behalf of the Board of Directors of
HAFT PROPBUILD PRIVATE LIMITED

Manish Kumar Bhansali
Director
DIN-06583437

Tapan Kumar Barik
Director
DIN-08455171

(Handwritten signatures of Manish Kumar Bhansali and Tapan Kumar Barik)

Place : New Delhi
Date : 26 May 2022

HAKE DEVELOPERS PRIVATE LIMITED
BALANCE SHEET AS AT 31 MARCH 2022
(Amount in rupees hundred, unless otherwise stated)

	Notes	As at 31 March 2022	As at 31 March 2021
ASSETS			
Current assets			
Financial assets			
Cash and cash equivalents	4	292.89	240.26
Other financial assets	5	297.00	297.00
Total Assets		589.89	537.26
EQUITY AND LIABILITIES			
Equity			
Equity share capital	6	1,000.00	1,000.00
Other equity	7	(7,189.89)	(1,901.51)
Total equity		(6,189.89)	(901.51)
LIABILITIES			
Current liabilities			
Financial liabilities			
Trade payables	8	-	-
-total outstanding dues of micro and small enterprises		59.00	59.00
-total outstanding dues other than micro and small enterprises		-	-
Other current liabilities	9	6,720.78	1,379.77
Total liabilities		6,779.78	1,438.77
Total Equity and Liabilities		589.89	537.26

Summary of significant accounting policies

3

The accompanying notes are an integral part of the financial statements.

As per our report of even date

For N A V R A T N & C O L L P

Firm Reg. No.: N500107

Chartered Accountants

Nitish Mittal
Partner

Membership No.: 095371



For and on behalf of the Board of Directors of
HAKE DEVELOPERS PRIVATE LIMITED

Rohit Rawat
Director
DIN-08298761

Jitesh Sharma
Director
DIN- 08428478

Place : Gurugram
Date : 26 May 2022

HAKE DEVELOPERS PRIVATE LIMITED
STATEMENT OF PROFIT AND LOSS FOR THE YEAR ENDED 31 MARCH 2022
(Amount in rupees hundred, unless otherwise stated)

Particulars	Notes	31 March 2022	31 March 2021
Revenue from operations	10	133.43	-
Total Income		133.43	-
EXPENSES			
Finance costs	11	7.38	6.49
Other expenses	12	5,414.44	98.19
Total Expenses		5,421.81	104.68
(Loss) before tax from continuing operations		(5,288.38)	(104.68)
Tax expense:			
Current tax		-	-
(Loss) for the year from continuing operations		(5,288.38)	(104.68)
Other comprehensive income		-	-
Total other comprehensive income for the year, net of tax		-	-
Total comprehensive (loss) for the year, net of tax		(5,288.38)	(104.68)
Earnings per equity share:	13		
Basic (Rs.)		(52.88)	(1.05)
Diluted (Rs.)		(52.88)	(1.05)
Summary of significant accounting policies	3		

The accompanying notes are an integral part of the financial statements.

As per our report of even date

For **NAV RATN & CO LLP**
Firm Reg. No.: N500107
Chartered Accountants


Nitish Mittal
Partner
Membership No.: 095371



For and on behalf of the Board of Directors of
HAKE DEVELOPERS PRIVATE LIMITED


Rohit Rawat
Director
DIN-08298761


Jitesh Sharma
Director
DIN- 08428478

Place : Gurugram
Date : 26 May 2022

HALIBUT DEVELOPERS PRIVATE LIMITED
BALANCE SHEET AS AT 31 MARCH 2022
(Amount in rupees hundred, unless otherwise stated)

	Notes	31 March 2022	31 March 2021
ASSETS			
Current assets			
Inventories	4	70,734.68	9,81,673.82
Financial assets			
Cash and cash equivalents	5	295.73	1,021.06
Other financial assets	6	3,98,236.45	3,98,236.45
Other current assets	7	3,81,959.16	-
		8,51,226.02	13,80,931.33
Total assets		8,51,226.02	13,80,931.33
EQUITY AND LIABILITIES			
Equity			
Equity share capital	8	2,000.00	2,000.00
Other equity	9	8,48,811.02	8,44,446.78
Total equity		8,50,811.02	8,46,446.78
LIABILITIES			
Current liabilities			
Financial liabilities			
Trade payables	10	-	-
-total outstanding dues of micro and small enterprises		118.00	1,603.00
-total outstanding dues other than micro and small		297.00	5,32,881.55
Other current liabilities	11	415.00	5,34,484.55
Total liabilities		8,51,226.02	13,80,931.33
Total equity and liabilities		8,51,226.02	13,80,931.33

Summary of significant accounting policies 3

The accompanying notes are an integral part of the financial statements.

As per our report of even date

For Sanjay Rastogi & Associates
Firm registration No : 014056N
Chartered Accountants

Sanjay Rastogi

CA Sanjay Rastogi
Proprietor
Membership No. : 075033



For and on behalf of the Board of Directors of
HALIBUT DEVELOPERS PRIVATE LIMITED

Deepak Jain
Deepak Jain
Director
DIN-08129166

Manish Kumar Bhansali
Manish Kumar Bhansali
Director
DIN-06583437

Place : New Delhi
Date : 26 May 2022

HALIBUT DEVELOPERS PRIVATE LIMITED
STATEMENT OF PROFIT AND LOSS FOR THE YEAR ENDED 31 MARCH 2022
(Amount in rupees hundred, unless otherwise stated)

Particulars	Notes	31 March 2022	31 March 2021
INCOME			
Revenue from operations	12	1,022.79	-
Other Income	13	4,106.00	3,538.53
Total Income		5,128.79	3,538.53
EXPENSES			
Finance costs	14	6.70	6.67
Other expenses	15	98.20	98.17
Total Expenses		104.90	104.84
Profit/(Loss) before tax		5,023.89	3,433.69
Tax expense:			
Current tax		659.65	853.16
Profit/(Loss) for the year		4,364.24	2,580.53
Other comprehensive income		-	-
Total other comprehensive income for the year, net of tax		-	-
Total comprehensive income/(loss) for the year, net of tax		4,364.24	2,580.53
Earnings per equity share:	16		
Basic (Rs.)		21.82	12.90
Diluted (Rs.)		21.82	12.90

Summary of significant accounting policies 3

The accompanying notes are an integral part of the financial statements.

As per our report of even date

For Sanjay Rastogi & Associates
Firm registration No : 014056N
Chartered Accountants




CA Sanjay Rastogi
Proprietor
Membership No. : 075033



For and on behalf of the Board of Directors of
HALIBUT DEVELOPERS PRIVATE LIMITED


Deepak Jain
Director
DIN-08129166


Manish Kumar Bhansali
Director
DIN-06583437

Place : New Delhi
Date : 26 May 2022

HAMLET BUILDWELL PRIVATE LIMITED
BALANCE SHEET AS AT 31 MARCH 2022
(Amount in rupees hundred, unless otherwise stated)

	Notes	As at 31 March 2022	As at 31 March 2021
ASSETS			
Current assets			
Financial assets			
Cash and cash equivalents	4	267.89	249.38
Other current assets	5	-	-
Total Assets		267.89	249.38
EQUITY AND LIABILITIES			
Equity			
Equity share capital	6	1,000.00	1,000.00
Other equity	7	(5,796.32)	(3,121.32)
Total equity		(4,796.32)	(2,121.32)
LIABILITIES			
Current liabilities			
Financial liabilities			
Trade payables	8	-	-
-total outstanding dues of micro and small enterprises		-	-
-total outstanding dues other than micro and small enterprises		59.00	59.00
Other current liabilities	9	5,005.21	2,311.70
Current tax liabilities (net)	10	-	-
Total liabilities		5,064.21	2,370.70
Total Equity and Liabilities		267.89	249.38

Summary of significant accounting policies

3

The accompanying notes are an integral part of the financial statements.

As per our report of even date

For Rajeev & Ajay

Firm registration No : 009977N

Chartered Accountants

Ajay Kumar Sachdeva

Partner

Membership No. : 084302



For and on behalf of the Board of Directors of

HAMLET BUILDWELL PRIVATE LIMITED

Naveen Chauhan
Director
DIN-08595719

Navjot Singh Wasir
Director
DIN-08398514

Place : New Delhi
Date : 26 May 2022

HAMLET BUILDWELL PRIVATE LIMITED
STATEMENT OF PROFIT AND LOSS FOR THE YEAR ENDED 31 MARCH 2022
(Amount in rupees hundred, unless otherwise stated)

Particulars	Notes	31 March 2022	31 March 2021
Revenue from operations	11	84.69	-
Total Income (I)		84.69	-
EXPENSES			
Finance costs	12	6.49	6.49
Other expenses	13	2,753.20	95.07
Total Expenses (II)		2,759.69	101.56
Profit/(Loss) before tax from continuing operations (I-II)		(2,675.00)	(101.56)
Tax expense:			
Current tax		-	-
Profit/(Loss) for the year from continuing operations		(2,675.00)	(101.56)
Other comprehensive income		-	-
Total other comprehensive income for the year, net of tax		-	-
Total comprehensive (loss) for the year, net of tax		(2,675.00)	(101.56)
Earnings per equity share:	14		
(1) Basic		(26.75)	(1.02)
(2) Diluted		(26.75)	(1.02)
Summary of significant accounting policies	3		

The accompanying notes are an integral part of the financial statements.

As per our report of even date

For Rajeev & Ajay
Firm registration No : 009577N
Chartered Accountants

Ajay Kumar Sachdeva
Partner
Membership No. : 084302



For and on behalf of the Board of Directors of
HAMLET BUILDWELL PRIVATE LIMITED

Naveen Chaudhary
Director
DIN-08595719

Navjot Singh Wasir
Director
DIN-08398514

Place : New Delhi
Date : 26 May 2022

HAMMOCK BUILDWELL PRIVATE LIMITED
BALANCE SHEET AS AT 31 MARCH 2022
(Amount in rupees hundred, unless otherwise stated)

	Notes	As at 31 March 2022	As at 31 March 2021
ASSETS			
Non-current assets			
Financial Assets			
Investments	4	1,000.00	1,000.00
		1,000.00	1,000.00
Current assets			
Inventories	5	14,40,204.89	14,33,924.14
Financial assets			
Cash and cash equivalents	6	214.60	221.83
Other financial assets	7	46,649.88	46,649.88
Current tax asset (net)	8	2,229.89	2,229.89
		14,89,299.26	14,83,025.74
Total Assets		14,90,299.26	14,84,025.74
EQUITY AND LIABILITIES			
Equity			
Equity share capital	9	1,000.00	1,000.00
Other equity	10	(17,954.18)	(17,846.37)
Total equity		(16,954.18)	(16,846.37)
LIABILITIES			
Current liabilities			
Financial liabilities			
Trade payables	11	-	-
-total outstanding dues of micro and small enterprises		59.00	59.00
-total outstanding dues other than micro and small enterprises	12	15,07,194.43	15,00,813.11
Other current liabilities		15,07,253.43	15,00,872.11
Total liabilities		14,90,299.26	14,84,025.74
Total Equity and Liabilities		14,90,299.26	14,84,025.74
Summary of significant accounting policies	3		

The accompanying notes are an integral part of the financial statements.

As per our report of even date

For **NAV RATN & CO LLP**
Firm Reg. No.: N500107
Chartered Accountants

Nitish Mittal
Partner
Membership No.: 095174



For and on behalf of the Board of Directors of
HAMMOCK BUILDWELL PRIVATE LIMITED

Manish Kumar
Director
DIN-08376570

P.K. Saini
Pravesh Kumar
Director
DIN-8376738

Place : Gurugram
Date : 26 May 2022

HAMMOCK BUILDWELL PRIVATE LIMITED
STATEMENT OF PROFIT AND LOSS FOR THE YEAR ENDED 31 MARCH 2022
(Amount in rupees hundred, unless otherwise stated)

Particulars	Notes	31 March 2022	31 March 2021
Revenue from operations		-	-
Total Income		-	-
EXPENSES			
Finance costs	13	6.49	6.49
Other expenses	14	101.32	121.77
Total Expenses		107.81	128.26
(Loss) before tax from continuing operations		(107.81)	(128.26)
Tax expense:			
Current tax		-	-
(Loss) for the year from continuing operations		(107.81)	(128.26)
Other comprehensive income		-	-
Total other comprehensive income for the year, net of tax		-	-
Total comprehensive income/(loss) for the year, net of tax		(107.81)	(128.26)
Earnings per equity share:	15		
(1) Basic		(1.08)	(1.28)
(2) Diluted		(1.08)	(1.28)
Summary of significant accounting policies	3		

The accompanying notes are an integral part of the financial statements.

As per our report of even date


For **NAV R A T N & CO LLP**
Firm Reg. No.: N500107
Chartered Accountants


Nitish Mittal
Partner
Membership No.: 095371



For and on behalf of the Board of Directors of
HAMMOCK BUILDWELL PRIVATE LIMITED


Manish Kumar
Director
DIN-08376570


Pravesh Kumar
Director
DIN-8376738

Place : Gurugram
Date : 26 May 2022

HARTEJ ESTATES PRIVATE LIMITED
BALANCE SHEET AS AT 31 MARCH 2022
(Amount in rupees hundred, unless otherwise stated)

	Notes	As at 31 March 2022	As at 31 March 2021
ASSETS			
Current assets			
Inventories	4	4,71,133.02	4,71,133.02
Financial assets			
Cash and cash equivalents	5	215.57	222.06
Other current assets	6	3,68,859.39	3,68,859.39
Total Assets		8,40,207.98	8,40,214.47
EQUITY AND LIABILITIES			
Equity			
Equity share capital	7	1,000.00	1,000.00
Other equity	8	(20,790.93)	(30,596.29)
Total equity		(19,790.93)	(29,596.29)
LIABILITIES			
Current liabilities			
Financial liabilities			
Trade payables	9	-	-
-total outstanding dues of micro and small enterprises		-	-
-total outstanding dues other than micro and small enterprises		59.00	11,980.85
Other current liabilities	10	8,57,928.99	8,57,829.91
Current tax liabilities (net)	11	2,010.92	-
Total liabilities		8,59,998.91	8,69,810.76
Total Equity and Liabilities		8,40,207.98	8,40,214.47

Summary of significant accounting policies

3

The accompanying notes are an integral part of the financial statements.

As per our report of even date

For Rajeev & Ajay

Firm registration No : 009977N

Chartered Accountants

Ajay Kumar Sachdeva

Partner

Membership No.: 084302



For and on behalf of the Board of Directors of
HARTEJ ESTATES PRIVATE LIMITED

Manish Kumar Bhansali

Director

DIN-06583437

Navjot Singh Wasir

Director

DIN-08398514

Place : New Delhi

Date : 26 May 2022

HARTEJ ESTATES PRIVATE LIMITED
STATEMENT OF PROFIT AND LOSS FOR THE YEAR ENDED 31 MARCH 2022
(Amount in rupees hundred, unless otherwise stated)

Particulars	Notes	31 March 2022	31 March 2021
Other income	12	11,921.85	-
Total Income (I)		11,921.85	-
EXPENSES			
Finance costs	13	6.49	6.49
Other expenses	14	99.08	122.67
Total Expenses (II)		105.57	129.16
(Loss) before tax from continuing operations (I-II)		11,816.28	(129.16)
Tax expense:			
Current tax		2,010.92	-
(Loss) for the year from continuing operations		9,805.36	(129.16)
Other comprehensive income		-	-
Total other comprehensive income for the year, net of tax		-	-
Total comprehensive (loss) for the year, net of tax		9,805.36	(129.16)
Earnings per equity share:	15		
(1) Basic		98.05	(1.29)
(2) Diluted		98.05	(1.29)

Summary of significant accounting policies

3

The accompanying notes are an integral part of the financial statements.

As per our report of even date

For Rajeev & Ajay

Firm registration No.: 009977N
Chartered Accountants

Ajay Kumar Sachdeva
Partner
Membership No.: 084302



For and on behalf of the Board of Directors of
HARTEJ ESTATES PRIVATE LIMITED

Manish Kumar Bhansali
Director
DIN-06583437

Navjot Singh Wasir
Director
DIN-08398514

Place : New Delhi
Date : 26 May 2022

HOPE PROMOTERS PRIVATE LIMITED
BALANCE SHEET AS AT 31 MARCH 2022
(Amount in rupees hundred, unless otherwise stated)

		As at 31 March 2022	As at 31 March 2021
ASSETS			
Current assets			
Inventories	4	13,10,802.78	17,76,714.70
Financial assets			
Cash and cash equivalents	5	207.80	234.42
Other financial assets	6	30,425.57	30,425.57
Current tax assets (net)	7	1.39	-
Total assets		13,41,437.55	18,07,374.69
EQUITY AND LIABILITIES			
Equity			
Equity share capital	8	1,000.00	1,000.00
Other equity	9	(10,456.67)	(10,761.04)
Total equity		(9,456.67)	(9,761.04)
LIABILITIES			
Current liabilities			
Financial liabilities			
Trade payables	10	-	-
-total outstanding dues of micro and small enterprises		59.00	59.00
-total outstanding dues other than micro and small enterprises	11	13,50,835.21	18,17,072.32
Other current liabilities	12	-	4.41
Current tax liabilities (net)		13,50,894.21	18,17,135.73
Total liabilities		13,41,437.55	18,07,374.69
Total equity and liabilities		13,41,437.55	18,07,374.69

Summary of significant accounting policies

3

The accompanying notes are an integral part of the financial statements.

As per our report of even date

For NAVRATN & CO LLP
Firm Reg. No.: N500107
Chartered Accountants

Nitish Mittal
Partner

Membership No.: 095377



For and on behalf of the Board of Directors of
HOPE PROMOTERS PRIVATE LIMITED

Manish Kumar Bhansali
Director
DIN-06583437

Navjot Singh Wasir
Director
DIN-08398514

Place : Gurugram
Date : 26 May 2022

HOPE PROMOTERS PRIVATE LIMITED
STATEMENT OF PROFIT AND LOSS FOR THE YEAR ENDED 31 MARCH 2022
(Amount in rupees hundred, unless otherwise stated)

Particulars	Notes	31 March 2022	31 March 2021
Revenue from operations	13	422.30	-
Other income	14	-	152.33
Total Income		422.30	152.33
EXPENSES			
Finance costs	15	6.49	6.49
Other expenses	16	111.44	122.68
Total Expenses		117.93	129.17
Profit/(Loss) before tax from continuing operations		304.37	23.16
Tax expense:			
Current tax		-	5.83
Profit/(Loss) for the year from continuing operations		304.37	17.33
Other comprehensive income		-	-
Total other comprehensive income/(loss) for the year, net of tax		-	-
Total comprehensive income/ (loss) for the year, net of tax		304.37	17.33
Earnings per equity share:	17		
Basic (Rs.)		3.04	0.17
Diluted (Rs.)		3.04	0.17

Summary of significant accounting policies

3

The accompanying notes are an integral part of the financial statements.

As per our report of even date

For NAVRATN & CO LLP

Firm Reg. No.: N500107

Chartered Accountants

Natish Mittal

Partner

Membership No.: 095371



For and on behalf of the Board of Directors of
HOPE PROMOTERS PRIVATE LIMITED

Manish Kumar Bhansali

Director

DIN-06583437

Navjot Singh Wasir

Director

DIN-08398514

Place : Gurugram

Date : 26 May 2022

Immense Realtors Private Limited
BALANCE SHEET AS AT 31 MARCH 2022
(Amount in rupees hundred, unless otherwise stated)

	Notes	As at 31 March 2022	As at 31 March 2021
ASSETS			
Current assets			
Inventories	4	24,12,493.54	26,81,954.35
Financial assets			
Cash and cash equivalents	5	213.86	220.35
Other financial assets	6	2,41,694.68	-
Total assets		26,54,402.08	26,82,174.70
EQUITY AND LIABILITIES			
Equity			
Equity share capital	7	1,000.00	1,000.00
Other equity	8	(4,647.39)	(4,539.58)
Total equity		(3,647.39)	(3,539.58)
LIABILITIES			
Current liabilities			
Financial liabilities			
Trade payables	9	-	-
-total outstanding dues of micro and small enterprises		-	-
-total outstanding dues other than micro and small enterprises		59.00	59.00
Other current liabilities	10	26,57,990.46	26,85,655.28
Total liabilities		26,58,049.46	26,85,714.28
Total equity and liabilities		26,54,402.08	26,82,174.70

Summary of significant accounting policies

3

The accompanying notes are an integral part of the financial statements.


As per our report of even date


For **NAVRATN & CO LLP**
Firm Reg. No.: N500107
Chartered Accountants


Nitish Mittal
Partner
Membership No.: 095371



For and on behalf of the Board of Directors of
Immense Realtors Private Limited


Manish Kumar Bhansali
Director
DIN-06583437


Navjot Singh Wasir
Director
DIN-08398514

Place : Gurugram
Date : 26 May 2022

Immense Realtors Private Limited
STATEMENT OF PROFIT AND LOSS FOR THE YEAR ENDED 31 MARCH 2022
(Amount in rupees hundred, unless otherwise stated)

Particulars	Notes	31 March 2022	31 March 2021
Revenue from operations		-	-
Total Income		-	-
EXPENSES			
Finance costs	11	6.49	6.49
Other expenses	12	101.32	118.66
Total Expenses		107.81	125.15
Profit/(Loss) before tax		(107.81)	(125.15)
Tax expense:			
Current tax		-	-
Profit/(Loss) for the year		(107.81)	(125.15)
Other comprehensive income		-	-
Total other comprehensive income for the year, net of tax		-	-
Total comprehensive income/(loss) for the year, net of tax		(107.81)	(125.15)
Earnings per equity share:	13		
Basic (Rs.)		(1.08)	(1.25)
Diluted (Rs.)		(1.08)	(1.25)

Summary of significant accounting policies

3

The accompanying notes are an integral part of the financial statements.

As per our report of even date

For **NAVRATN & CO LLP**
Firm Reg. No.: N500107
Chartered Accountants

Nitish Mittal
Partner
Membership No.: 095371



For and on behalf of the Board of Directors of
Immense Realtors Private Limited

Manish Kumar Bhansali
Director
DIN-06583437

Naveet Singh Wasir
Director
DIN-08398514

Place : Gurugram
Date : 26 May 2022

JAMB PROPBUILD PRIVATE LIMITED
BALANCE SHEET AS AT 31 MARCH 2022
(Amount in rupees hundred, unless otherwise stated)

	Notes	As at 31 March 2022	As at 31 March 2021
ASSETS			
Current assets			
Inventories	4	1,47,299.78	30,03,279.02
Financial assets			
Cash and cash equivalents	5	585.84	240.20
Other financial assets	6	1,20,899.03	1,20,899.03
Other current assets	7	6,80,944.82	-
		9,49,729.47	31,24,418.25
Total Assets		9,49,729.47	31,24,418.25
EQUITY AND LIABILITIES			
Equity			
Equity share capital	8	2,000.00	2,000.00
Other equity	9	9,47,544.26	9,46,126.23
Total equity		9,49,544.26	9,48,126.23
LIABILITIES			
Current liabilities			
Financial liabilities			
Trade payables			
-total outstanding dues other than micro and small enterprises	10	59.00	59.00
Other current liabilities	11	-	21,76,233.02
Current tax liabilities (net)	12	126.21	-
Total liabilities		185.21	21,76,292.02
Total Equity and Liabilities		9,49,729.47	31,24,418.25

Summary of significant accounting policies

3

The accompanying notes are an integral part of the financial statements.

As per our report of even date

For Rajeev & Ajay

Firm registration No : 009972N

Chartered Accountants

Ajay Kumar Sachdeva

Partner

Membership No. : 084302

For and on behalf of the Board of Directors of

JAMB PROPBUILD PRIVATE LIMITED

Manish Kumar Bhansali

Director

DIN-06583437

Ovais Ali Khan

Director

DIN-08455167

Place : New Delhi

Date : 26 May 2022

JAMB PROPBUILD PRIVATE LIMITED
STATEMENT OF PROFIT AND LOSS FOR THE YEAR ENDED 31 MARCH 2022
(Amount in rupees hundred, unless otherwise stated)

Particulars	Notes	31 March 2022	31 March 2021
Revenue from operations	13	1,810.94	-
Total Income (I)		1,810.94	-
EXPENSES			
Finance costs	14	7.02	7.25
Other expenses	15	95.08	68.35
Total Expenses (II)		102.10	75.60
Profit/(Loss) before tax from continuing operations (I-II)		1,708.84	(75.60)
Tax expense:			
Current tax	16	290.81	-
Profit/(Loss) for the year from continuing operations		1,418.03	(75.60)
Total comprehensive profit/(loss) for the year, net of tax		1,418.03	(75.60)
Earnings per equity share (computed on the basis of profit/(loss) for the year):			
(1) Basic		7.09	(0.38)
(2) Diluted		7.09	(0.38)

3

Summary of significant accounting policies

The accompanying notes are an integral part of the financial statements.

As per our report of even date

For **Rajeev & Ajay**
Firm registration No : 0099277N
Chartered Accountants

Ajay Kumar Sachdeva
Partner
Membership No. : 084302



For and on behalf of the Board of Directors of
JAMB PROPBUILD PRIVATE LIMITED

Manish Kumar Bhansali
Director
DIN-06583437

Ovais Ali Khan
Director
DIN-08455167

Place : New Delhi
Date : 26 May 2022

JANITOR PROPBUILD PRIVATE LIMITED
BALANCE SHEET AS AT 31 MARCH 2022
(Amount in rupees hundred, unless otherwise stated)

	Notes	As at 31 March 2022	As at 31 March 2021
ASSETS			
Current assets			
Inventories	4	97,384.28	97,384.28
Financial assets			
Cash and cash equivalents	5	265.74	249.53
Other financial assets	6	39.78	39.78
Current tax assets (net)	7	43.36	-
Total Assets		97,733.15	97,673.59
EQUITY AND LIABILITIES			
Equity			
Equity share capital	8	1,000.00	1,000.00
Other equity	9	(1,778.14)	(2,203.19)
Total equity		(778.14)	(1,203.19)
LIABILITIES			
Current liabilities			
Financial liabilities			
Trade payables	10	-	-
-total outstanding dues of micro and small enterprises		-	-
-total outstanding dues other than micro and small enterprise		59.00	59.00
Other current liabilities	11	98,452.29	98,617.59
Current tax liabilities (net)	12	-	200.18
Total liabilities		98,511.29	98,876.78
Total Equity and Liabilities		97,733.15	97,673.59

Summary of significant accounting policies 3

The accompanying notes are an integral part of the financial statements.

As per our report of even date

For Rajeev & Ajay
Firm registration No : 008927N
Chartered Accountants

Ajay Kumar Sachdeva
Partner
Membership No. : 084302



For and on behalf of the Board of Directors of
JANITOR PROPBUILD PRIVATE LIMITED

Amitava Chattopadhyay Navjot Singh Wasir
Director Director
DIN-07150600 DIN-08398514

Place : New Delhi
Date : 26 May 2022

JANITOR PROPBUILD PRIVATE LIMITED
STATEMENT OF PROFIT AND LOSS FOR THE YEAR ENDED 31 MARCH 2022
(Amount in rupees hundred, unless otherwise stated)

Particulars	Notes	31 March 2022	31 March 2021
Other income	13	672.70	896.96
Total Income (I)		672.70	896.96
EXPENSES			
Finance costs	14	6.49	6.49
Other expenses	15	98.20	95.08
Total Expenses (II)		104.69	101.57
Profit/(Loss) before tax from continuing operations (I-II)		568.01	795.39
Tax expense:			
Current tax		142.96	200.18
Profit/(Loss) for the year from continuing operations		425.05	595.21
Total comprehensive income/(loss) for the year, net of tax		425.05	595.21
Earnings per equity share:			
(1) Basic	16	4.25	5.95
(2) Diluted		4.25	5.95

Summary of significant accounting policies 3


The accompanying notes are an integral part of the financial statements.


As per our report of even date

For **Rajeev & Ajay**
Firm registration No : 009977N
Chartered Accountants


Ajay Kumar Sachdeva
Partner
Membership No. : 084502

For and on behalf of the Board of Directors of
JANITOR PROPBUILD PRIVATE LIMITED


Amitava Chattopadhyay
Director
DIN-07150600


Navjot Singh Wasir
Director
DIN-08398514

Place : New Delhi
Date : 26 May 2022

JASPER PROPBUILD PRIVATE LIMITED
BALANCE SHEET AS AT 31 MARCH 2022
(Amount in rupees hundred, unless otherwise stated)

	Notes	As at 31 March 2022	As at 31 March 2021
ASSETS			
Current assets			
Inventories	4	3,04,087.20	2,03,608.31
Financial assets			
Cash and cash equivalents	5	213.27	219.76
Total Assets		3,04,300.47	2,03,828.07
EQUITY AND LIABILITIES			
Equity			
Equity share capital	6	1,000.00	1,000.00
Other equity	7	(12,587.72)	(12,483.03)
Total equity		(11,587.72)	(11,483.03)
LIABILITIES			
Current liabilities			
Financial liabilities			
Trade payables	8	-	-
-total outstanding dues of micro and small enterprises		59.00	59.00
-total outstanding dues other than micro and small enterprises	9	3,15,829.19	2,15,252.10
Other current liabilities			
Total liabilities		3,15,888.19	2,15,311.10
Total Equity and Liabilities		3,04,300.47	2,03,828.07

Summary of significant accounting policies

3

The accompanying notes are an integral part of the financial statements.

As per our report of even date

For Rajeev & Ajay

Firm registration No : 009977N

Chartered Accountants

Lamw

Ajay Kumar Sachdeva

Partner

Membership No. : 084302



For and on behalf of the Board of Directors of
JASPER PROPBUILD PRIVATE LIMITED

Reena

Director

DIN-08129092

Navjot Singh

Navjot Singh Wasir

Director

DIN-08398514

Place : New Delhi

Date : 26 May 2022

JASPER PROPBUILD PRIVATE LIMITED
STATEMENT OF PROFIT AND LOSS FOR THE YEAR ENNDED 31 MARCH 2022
(Amount in rupees hundred, unless otherwise stated)

Particulars	Notes	31 March 2022	31 March 2021
Revenue from operations		-	-
Total Income (I)		-	-
EXPENSES			
Finance costs	10	6.49	6.49
Other expenses	11	98.20	118.67
Total Expenses (II)		104.69	125.16
Profit/(Loss) before tax from continuing operations (I-II)		(104.69)	(125.16)
Tax expense:			
Current tax		-	-
Profit/(Loss) for the year from continuing operations		(104.69)	(125.16)
Other comprehensive income		-	-
Total other comprehensive income for the year, net of tax		-	-
Total comprehensive (loss) for the year, net of tax		(104.69)	(125.16)
Earnings per equity share:	12		
(1) Basic		(1.05)	(1.25)
(2) Diluted		(1.05)	(1.25)

Summary of significant accounting policies

3

The accompanying notes are an integral part of the financial statements.

As per our report of even date

For Rajeev & Ajay

Firm registration No : 009977N
Chartered Accountants

Ajay Kumar Sachdeva
Partner
Membership No. : 084302



For and on behalf of the Board of Directors of
JASPER PROPBUILD PRIVATE LIMITED

Reena
Director
DIN-08129092

Naveet Singh Wasir
Director
DIN-08398514

Place : New Delhi
Date : 26 May 2022

JAUNT PROPBUILD PRIVATE LIMITED
BALANCE SHEET AS AT 31 MARCH 2022
(Amount in rupees hundred, unless otherwise stated)

ASSETS

Current assets

Inventories
Financial assets
Cash and cash equivalents
Other financial assets

Total Assets

Notes	As at 31 March 2022	As at 31 March 2021
4	1,22,931.52	1,22,931.52
5	239.29	245.78
6	140.36	140.36
	1,23,311.17	1,23,317.66

EQUITY AND LIABILITIES

Equity

Equity share capital
Other equity
Total equity

7	1,000.00	1,000.00
8	(15,037.64)	(14,932.95)
	(14,037.64)	(13,932.95)

LIABILITIES

Current liabilities

Financial liabilities
Trade payables
-total outstanding dues of micro and small enterprises
-total outstanding dues other than micro and small enterprises
Other current liabilities
Total liabilities

9	-	-
	59.00	59.00
10	1,37,289.81	1,37,191.61
	1,37,348.81	1,37,250.61
	1,23,311.17	1,23,317.66

Total Equity and Liabilities

Summary of significant accounting policies

3

The accompanying notes are an integral part of the financial statements.

As per our report of even date

For Rajeev & Ajay

Firm registration No : 00997741
Chartered Accountants

Ajay Kumar Sachdeva
Partner
Membership No. : 084302



For and on behalf of the Board of Directors of
JAUNT PROPBUILD PRIVATE LIMITED

Sachin Poonia
Director
DIN-09355915

Nayot Singh Wasir
Director
DIN-08398514

Place : New Delhi
Date : 26 May 2022

JAUNT PROPBUILD PRIVATE LIMITED
STATEMENT OF PROFIT AND LOSS FOR THE YEAR ENDED 31 MARCH 2022
(Amount in rupees hundred, unless otherwise stated)

Particulars	Notes	31 March 2022	31 March 2021
Revenue from operations		-	-
Total Income (I)		-	-
EXPENSES			
Finance costs	11	6.49	6.49
Other expenses	12	98.20	98.20
Total Expenses (II)		104.69	104.69
(Loss) before tax from continuing operations (I-II)		(104.69)	(104.69)
Tax expense:			
Current tax		-	-
(Loss) for the year from continuing operations		(104.69)	(104.69)
Other comprehensive income		-	-
Total other comprehensive income for the year, net of tax		-	-
Total comprehensive (loss) for the year, net of tax		(104.69)	(104.69)
Earnings per equity share:	13		
(1) Basic		(1.05)	(1.05)
(2) Diluted		(1.05)	(1.05)

Summary of significant accounting policies

3

The accompanying notes are an integral part of the financial statements.

As per our report of even date

For Rajeev & Ajay
Firm registration No : 009977N
Chartered Accountants

Ajay Kumar Sachdeva
Partner
Membership No. : 084302



For and on behalf of the Board of Directors of
JAUNT PROPBUILD PRIVATE LIMITED

Sachin Poonia
Director
DIN-09355915

Navjot Singh Wasir
Director
DIN-08398514

Place : New Delhi
Date : 26 May 2022

JAY PROPBUILD PRIVATE LIMITED
BALANCE SHEET AS AT 31 MARCH 2022
(Amount in rupees hundred, unless otherwise stated)

ASSETS

Current assets

Inventories	
Financial assets	
Cash and cash equivalents	
Other financial asset	
Other current assets	

Total Assets

EQUITY AND LIABILITIES

Equity

Equity share capital	
Other equity	
Total equity	

LIABILITIES

Current liabilities

Financial liabilities	
Trade payables	
-total outstanding dues of micro and small enterprises	
-total outstanding dues other than micro and small enterprises	
Other current liabilities	
Total liabilities	

Total Equity and Liabilities

Summary of significant accounting policies

The accompanying notes are an integral part of the financial statements.

As per our report of even date

For Rajeev & Ajay

Firm registration No : 009977N
Chartered Accountants

Ajay Kumar Sachdeva
Partner
Membership No. :084302



Place : New Delhi
Date : 26 May 2022

Notes	As at 31 March 2022	As at 31 March 2021
4	16,49,028.74	38,12,944.74
5	256.34	831.01
6	26,089.40	26,089.40
7	10,116.66	2,98,000.00
	16,85,491.14	41,37,865.15
8	1,000.00	1,000.00
9	673.03	(13,78,312.69)
	1,673.03	(13,77,312.69)
10	-	-
	59.00	59.00
11	16,83,759.11	55,15,118.84
	16,83,818.11	55,15,177.84
	16,85,491.14	41,37,865.15
3		

For and on behalf of the Board of Directors of
JAY PROPBUILD PRIVATE LIMITED

Sachin Poonia
Sachin Poonia
Director
DIN-09355915

Naresh Kumar
Naresh Kumar
Director
DIN-08402436

JAY PROPBUILD PRIVATE LIMITED
STATEMENT OF PROFIT AND LOSS FOR THE YEAR ENDED 31 MARCH 2022
(Amount in rupees hundred, unless otherwise stated)

Particulars	Notes	31 March 2022	31 March 2021
Other income	12	13,80,187.50	-
Total Income (I)		13,80,187.50	-
EXPENSES			
Finance costs	13	24.64	6.49
Other expenses	14	98.20	98.20
Total Expenses (II)		122.84	104.69
Profit/(Loss) before tax from continuing operations (I-II)		13,80,064.66	(104.69)
Current tax		1,078.94	-
Profit/(Loss) for the year from continuing operations		13,78,985.72	(104.69)
Total comprehensive profit/(loss) for the year, net of tax		13,78,985.72	(104.69)
Earnings per equity share:	15		
(1) Basic		13,789.86	(1.05)
(2) Diluted		13,789.86	(1.05)

Summary of significant accounting policies

3

The accompanying notes are an integral part of the financial statements.

As per our report of even date

For Rajeev & Ajay

Firm registration No : 009977N

Chartered Accountants

Ajay Kumar Sachdeva

Partner

Membership No. :084302

For and on behalf of the Board of Directors of

JAY PROPBUILD PRIVATE LIMITED

Sachin Poonia

Director

DIN-09355915

Naresh Kumar

Director

DIN-08402436

Place : New Delhi

Date : 26 May 2022

JEMMY PROPBUILD PRIVATE LIMITED
BALANCE SHEET AS AT 31 MARCH 2022
(Amount in rupees hundred, unless otherwise stated)

	Notes	As at 31 March 2022	As at 31 March 2021
ASSETS			
Current assets			
Financial assets			
Cash and cash equivalents	4	221.15	227.65
Other financial assets	5	1,37,995.67	1,37,995.67
Total Assets		1,38,216.82	1,38,223.32
EQUITY AND LIABILITIES			
Equity			
Equity share capital	6	1,000.00	1,000.00
Other equity	7	(3,014.43)	(2,909.74)
Total equity		(2,014.43)	(1,909.74)
LIABILITIES			
Current liabilities			
Financial liabilities			
Trade payables	8	-	-
-total outstanding dues of micro and small enterprises		59.00	59.00
-total outstanding dues other than micro and small enterprises	9	1,40,172.25	1,40,074.06
Other current liabilities			
Total liabilities		1,40,231.25	1,40,133.06
Total Equity and Liabilities		1,38,216.82	1,38,223.32
Summary of significant accounting policies			
	3		

The accompanying notes are an integral part of the financial statements.

As per our report of even date

For Rajeev & Ajay

Firm registration No : 009977N
Chartered Accountants

Ajay Kumar Sachdeva
Partner
Membership No. : 084302



For and on behalf of the Board of Directors of
JEMMY PROPBUILD PRIVATE LIMITED

Naveen Chaudhan
Naveen Chaudhan
Director
DIN-8595719

Naresh Kumar
Naresh Kumar
Director
DIN-08402436

Place : New Delhi
Date : 26 May 2022

JEMMY PROPBUILD PRIVATE LIMITED
STATEMENT OF PROFIT AND LOSS FOR THE YEAR ENDED 31 MARCH 2022
(Amount in rupees hundred, unless otherwise stated).

Particulars	Notes	31 March 2022	31 March 2021
Revenue from operations		-	-
Total Income		-	-
EXPENSES			
Finance costs	10	6.49	6.49
Other expenses	11	98.20	118.68
Total Expenses		104.69	125.17
Profit/(Loss) before tax from continuing operations		(104.69)	(125.17)
Tax expense:			
Current tax		-	-
Profit/(Loss) for the year from continuing operations		(104.69)	(125.17)
Other comprehensive income		-	-
Total other comprehensive income for the year, net of tax		-	-
Total comprehensive (loss) for the year, net of tax		(104.69)	(125.17)
Earnings per equity share:	12		
(1) Basic		(1.05)	(1.25)
(2) Diluted		(1.05)	(1.25)

Summary of significant accounting policies

3

The accompanying notes are an integral part of the financial statements.

As per our report of even date

For Rajeev & Ajay

Firm registration No : 009977N
Chartered Accountants


Ajay Kumar Sachdeva


Partner

Membership No. : 084302



For and on behalf of the Board of Directors of
JEMMY PROPBUILD PRIVATE LIMITED


Naveen Chauhan
Director
DIN-8595719


Naresh Kumar
Director
DIN-08402436

Place : New Delhi
Date : 26 May 2022

JERKIN PROPBUILD PRIVATE LIMITED
BALANCE SHEET AS AT 31 MARCH 2022
(Amount in rupees hundred, unless otherwise stated)

ASSETS

Current assets

Inventories
Financial assets
Cash and cash equivalents
Other financial assets

Total Assets

EQUITY AND LIABILITIES

Equity

Equity share capital
Other equity
Total equity

LIABILITIES

Current liabilities

Financial liabilities
Trade payables
-total outstanding dues of micro and small enterprises
-total outstanding dues other than micro and small enterprises
Other current liabilities
Total liabilities

Total Equity and Liabilities

Summary of significant accounting policies

The accompanying notes are an integral part of the financial statements.

As per our report of even date

For Rajeev & Ajay

Firm registration No : 009977N
Chartered Accountants

Ajay Kumar Sachdeva
Partner

Membership No. : 084302



For and on behalf of the Board of Directors of
JERKIN PROPBUILD PRIVATE LIMITED

Ovais Ali Khan
Ovais Ali Khan
Director
DIN-08455167

Naresh Kumar
Naresh Kumar
Director
DIN- 08402436

Notes	As at 31 March 2022	As at 31 March 2021
4	81,929.07	69,996.55
5	214.03	221.10
6	34,472.44	34,472.44
	1,16,615.54	1,04,690.09
7	1,000.00	1,000.00
8	(1,875.99)	(1,771.30)
	(875.99)	(771.30)
9	-	-
10	59.00	59.00
	1,17,432.52	1,05,402.39
	1,17,491.52	1,05,461.39
	1,16,615.54	1,04,690.09

3

Place : New Delhi
Date : 26 May 2022

JERKIN PROPBUILD PRIVATE LIMITED
STATEMENT OF PROFIT AND LOSS FOR THE YEAR ENDED 31 MARCH 2022
(Amount in rupees hundred, unless otherwise stated)

Particulars	Notes	31 March 2022	31 March 2021
Revenue from operations		-	-
Total Income		-	-
EXPENSES			
Finance costs	11	6.49	6.49
Other expenses	12	98.20	118.68
Total Expenses		104.69	125.17
Profit/(Loss) before tax from continuing operations		(104.69)	(125.17)
Tax expense:			
Current tax		-	-
Profit/(Loss) for the year from continuing operations		(104.69)	(125.17)
Other comprehensive income		-	-
Total other comprehensive income for the year, net of tax		-	-
Total comprehensive (loss) for the year, net of tax		(104.69)	(125.17)
Earnings per equity share:	13		
(1) Basic		(1.05)	(1.25)
(2) Diluted		(1.05)	(1.25)

Summary of significant accounting policies

3

The accompanying notes are an integral part of the financial statements.

As per our report of even date

For Rajeev & Ajay

Firm registration No : 009977N

Chartered Accountants

Ajay Kumar Sachdeva
Partner

Membership No. : 084302



For and on behalf of the Board of Directors of
JERKIN PROPBUILD PRIVATE LIMITED

Ovais Ali Khan
Director
DIN-08455167

Naresh Kumar
Director
DIN- 08402436

Place : New Delhi
Date : 26 May 2022

JETTY PROPBUILD PRIVATE LIMITED
BALANCE SHEET AS AT 31 MARCH 2022
(Amount in rupees hundred, unless otherwise stated)

	Notes	As at 31 March 2022	As at 31 March 2021
ASSETS			
Current assets			
Inventories	4	5,75,027.04	5,45,094.12
Financial assets			
Cash and cash equivalents	5	155.28	220.55
Total Assets		5,75,182.32	5,45,314.67
EQUITY AND LIABILITIES			
Equity			
Equity share capital	6	1,000.00	1,000.00
Other equity	7	(3,087.36)	(2,982.67)
Total equity		(2,087.36)	(1,982.67)
LIABILITIES			
Current liabilities			
Financial liabilities			
Trade payables	8	-	-
-total outstanding dues of micro and small enterprises		59.00	59.00
-total outstanding dues other than micro and small enterprises			
Other current liabilities	9	5,77,210.68	5,47,238.34
Total liabilities		5,77,269.68	5,47,297.34
Total Equity and Liabilities		5,75,182.32	5,45,314.67
Summary of significant accounting policies	3		

The accompanying notes are an integral part of the financial statements.

As per our report of even date

For Rajeev & Associates
Firm registration No : 00997384
Chartered Accountants
NEW DELHI
Ajay Kumar Sachdeva
Partner
Membership No. : 084302

For and on behalf of the Board of Directors of
JETTY PROPBUILD PRIVATE LIMITED

Ovais Ali Khan
Director
DIN-08455167

Naresh Kumar
Naresh Kumar
Director
DIN- 08402436

Place : New Delhi
Date : 26 May 2022

JETTY PROPBUILD PRIVATE LIMITED
STATEMENT OF PROFIT AND LOSS FOR THE YEAR ENDED 31 MARCH 2022
(Amount in rupees hundred, unless otherwise stated)

Particulars	Notes	31 March 2022	31 March 2021
Revenue from operations		-	-
Total Income		-	-
EXPENSES			
Finance costs	10	6.49	6.49
Other expenses	11	98.20	118.68
Total Expenses		104.69	125.17
Profit/(Loss) before tax from continuing operations		(104.69)	(125.17)
Tax expense:			
Current tax		-	-
Profit/(Loss) for the year from continuing operations		(104.69)	(125.17)
Other comprehensive income		-	-
Total other comprehensive income for the year, net of tax		-	-
Total comprehensive (loss) for the year, net of tax		(104.69)	(125.17)
Earnings per equity share:	12		
(1) Basic		(1.05)	(1.25)
(2) Diluted		(1.05)	(1.25)
Summary of significant accounting policies	3		

The accompanying notes are an integral part of the financial statements.

As per our report of even date

For Rajeev & Ajay
Firm registration No : 009977/N
Chartered Accountants

Ajay Kumar Sachdeva
Partner
Membership No. : 084302



For and on behalf of the Board of Directors of
JETTY PROPBUILD PRIVATE LIMITED

Oyais Ali Khan
Director
DIN-08455167

Naresh Kumar
Naresh Kumar
Director
DIN- 08402436

Place : New Delhi
Date : 26 May 2022

JIG PROPBUILD PRIVATE LIMITED
BALANCE SHEET AS AT 31 MARCH 2022
(Amount in rupees hundred, unless otherwise stated)

ASSETS

Current assets

Inventories

Financial assets

Cash and cash equivalents

Total Assets

EQUITY AND LIABILITIES

Equity

Equity share capital

Other equity

Total equity

LIABILITIES

Current liabilities

Financial liabilities

Trade payables

-total outstanding dues of micro and small enterprises

-total outstanding dues other than micro and small enterprises

Other current liabilities

Total liabilities

Total Equity and Liabilities

Summary of significant accounting policies

The accompanying notes are an integral part of the financial statements.

As per our report of even date

For **Rajeev & Ajay**

Firm registration No : 009977N

Chartered Accountants

Ajay Kumar Sachdeva

Partner

Membership No. : 084302



Notes	As at	
	31 March 2022	31 March 2021
4	30,364.51	30,364.51
5	228.76	235.25
	30,593.27	30,599.76
6	1,000.00	1,000.00
7	(3,007.33)	(2,899.52)
	(2,007.33)	(1,899.52)
8	-	-
	59.00	59.00
9	32,541.60	32,440.28
	32,600.60	32,499.28
	30,593.27	30,599.76

3

For and on behalf of the Board of Directors of
JIG PROPBUILD PRIVATE LIMITED

Shagun Kapoor
Shagun Kapoor
Director
DIN-09074181

Naresh Kumar
Naresh Kumar
Director
DIN- 08402436

Place : New Delhi
Date : 26 May 2022

JIG PROPBUILD PRIVATE LIMITED
STATEMENT OF PROFIT AND LOSS FOR THE YEAR ENDED 31 MARCH 2022
(Amount in rupees hundred, unless otherwise stated)

Particulars	Notes	31 March 2022	31 March 2021
Revenue from operations		-	-
Total Income		-	-
EXPENSES			
Finance costs	10	6.49	6.49
Other expenses	11	101.32	95.08
Total Expenses		107.81	101.57
Profit/(Loss) before tax from continuing operations		(107.81)	(101.57)
Tax expense:			
Current tax		-	-
Profit/(Loss) for the year from continuing operations		(107.81)	(101.57)
Other comprehensive income		-	-
Total other comprehensive income for the year, net of tax		-	-
Total comprehensive (loss) for the year, net of tax		(107.81)	(101.57)
Earnings per equity share:	12		
(1) Basic		(1.08)	(1.02)
(2) Diluted		(1.08)	(1.02)

Summary of significant accounting policies

3

The accompanying notes are an integral part of the financial statements.

As per our report of even date

For Rajeev & Ajay
Firm registration No : 009977N
Chartered Accountants

Ajay Kumar Sachdeva
Partner
Membership No. : 084302



For and on behalf of the Board of Directors of
JIG PROPBUILD PRIVATE LIMITED

Shagun Kapoor
Director
DIN-09074181

Naresh Kumar
Director
DIN- 08402436

Place : New Delhi
Date : 26 May 2022

JIVE PROPBUILD PRIVATE LIMITED
BALANCE SHEET AS AT 31 MARCH 2022
(Amount in rupees hundred, unless otherwise stated)

	Note	As at 31 March 2022	As at 31 March 2021
ASSETS			
Current assets			
Inventories	4	1,080.27	1,080.27
Financial assets			
Cash and cash equivalents	5	230.81	237.30
Current tax assets (net)	6	-	-
Total Assets		1,311.08	1,317.57
EQUITY AND LIABILITIES			
Equity			
Equity share capital	7	1,000.00	1,000.00
Other equity	8	(2,987.82)	(2,883.13)
Total equity		(1,987.82)	(1,883.13)
LIABILITIES			
Current liabilities			
Financial liabilities			
Trade payables	9	-	-
-total outstanding dues of micro and small enterprises		59.00	59.00
-total outstanding dues other than micro and small enterprises	10	3,239.40	3,141.70
Other current liabilities		3,298.40	3,200.70
Total liabilities		1,311.08	1,317.57
Total Equity and Liabilities		1,311.08	1,317.57

Summary of significant accounting policies

3

The accompanying notes are an integral part of the financial statements.

As per our report of even date

For Rajeev & Ajay

Firm registration No : 009977N

Chartered Accountants

Ajay Kumar Sachdeva

Partner

Membership No. : 084302



For and on behalf of the Board of Directors of
JIVE PROPBUILD PRIVATE LIMITED

V. Radha Krishna

Vazhakkate Radha Krishna
Director
DIN-05268278

Naresh Kumar

Naresh Kumar
Director
DIN- 08402436

Place : New Delhi

Date : 26 May 2022

JIVE PROPBUILD PRIVATE LIMITED
STATEMENT OF PROFIT AND LOSS FOR THE YEAR ENDED 31 MARCH 2022
(Amount in rupees hundred, unless otherwise stated)

Particulars	Notes	31 March 2022	31 March 2021
Revenue from operation		-	-
Total Income (I)		-	-
EXPENSES			
Finance costs	11	6.49	6.49
Other expenses	12	98.20	95.07
Total Expenses (II)		104.69	101.56
Profit/(Loss) before tax from continuing operations (I-II)		(104.69)	(101.56)
Tax expense:			
Current tax		-	-
Profit/(Loss) for the year from continuing operations		(104.69)	(101.56)
Other comprehensive income		-	-
Total other comprehensive income for the year, net of tax		-	-
Total comprehensive (loss) for the year, net of tax		(104.69)	(101.56)
Earnings per equity share:	13		
(1) Basic		(1.05)	(1.02)
(2) Diluted		(1.05)	(1.02)

Summary of significant accounting policies

3

The accompanying notes are an integral part of the financial statements.

As per our report of even date

For Rajeev & Ajay
Firm registration No : 009977N
Chartered Accountants

Ajay Kumar Sachdeva
Partner
Membership No. : 084302



For and on behalf of the Board of Directors of
JIVE PROPBUILD PRIVATE LIMITED

V. Radha Krishna

Vazhakkate Radha Krishna
Director
DIN-05268278

Naresh Kumar

Naresh Kumar
Director
DIN- 08402436

Place : New Delhi
Date : 26 May 2022

JUHI PROMOTERS PRIVATE LIMITED
BALANCE SHEET AS AT 31 MARCH 2022
(Amount in rupees hundred, unless otherwise stated)

ASSETS

Current assets

Financial assets

Cash and cash equivalents

Other financial assets

Total Assets

Notes	As at 31 March 2022	As at 31 March 2021
4	237.41	235.04
5	10,944.16	11,036.12
	11,181.57	11,271.16

EQUITY AND LIABILITIES

Equity

Equity share capital

Other equity

Total equity

6	1,000.00	1,000.00
7	10,043.02	10,132.61
	11,043.02	11,132.61

LIABILITIES

Current liabilities

Financial liabilities

Trade payables

-total outstanding dues of micro and small enterprises

-total outstanding dues other than micro and small enterprises

Current tax liabilities (net)

Total liabilities

8	-	-
	59.00	59.00
9	79.55	79.55
	138.55	138.55

Total Equity and Liabilities

11,181.57	11,271.16
------------------	------------------

Summary of significant accounting policies

3

The accompanying notes are an integral part of the financial statements.

As per our report of even date

For N A V R A T N & CO LLP

Firm Reg. No.: N500107

Chartered Accountants

Nitish Mittal

Partner

Membership No.: 095371



For and on behalf of the Board of Directors of
JUHI PROMOTERS PRIVATE LIMITED

Naresh Kumar

Naresh Kumar

Director

DIN-08402436

Purnima Nagal

Purnima Nagal

Director

DIN-09296658

Place : Gurugram

Date : 26 May 2022

JUHI PROMOTERS PRIVATE LIMITED
STATEMENT OF PROFIT AND LOSS FOR THE YEAR ENDED 31 MARCH 2022
(Amount in rupees hundred, unless otherwise stated)

Particulars	Notes	31 March 2022	31 March 2021
Other income	10	8.86	-
Total Income		8.86	-
EXPENSES			
Finance costs	11	6.49	15.34
Other expenses	12	91.96	79.60
Total Expenses		98.45	94.94
Profit/(Loss) before tax		(89.59)	(94.94)
Tax expense:			
Current tax		-	-
Profit/(Loss) for the year		(89.59)	(94.94)
Other comprehensive income/(loss)		-	-
Total other comprehensive income/(loss) for the year, net of tax		-	-
Total comprehensive income/(loss) for the year, net of tax		(89.59)	(94.94)
Earnings per equity share:	13		
(1) Basic		(0.90)	(0.95)
(2) Diluted		(0.90)	(0.95)

Summary of significant accounting policies

3

The accompanying notes are an integral part of the financial statements.

As per our report of even date


For **NAV RATN & CO LLP**
Firm Reg. No.: N500107
Chartered Accountants


Nitish Mittal
Partner
Membership No.: 095371



For and on behalf of the Board of Directors of
JUHI PROMOTERS PRIVATE LIMITED


Naresh Kumar
Director
DIN-08402436


Purnima Nagal
Director
DIN-09296658

Place : Gurugram
Date : 26 May 2022

KAMDHENU PROJECTS PRIVATE LIMITED
BALANCE SHEET AS AT 31 MARCH 2022
(Amount in rupees hundred, unless otherwise stated)

	Notes	As at 31 March 2022	As at 31 March 2021
ASSETS			
Non-current assets			
Financial Assets			
Investments	4	6,000.00	6,000.00
		6,000.00	6,000.00
Current assets			
Inventories	5	45,21,980.04	29,16,426.20
Financial assets			
Cash and cash equivalents	6	375.26	232.43
Other financial assets	7	2,31,670.01	2,31,670.01
Other current assets	8	50,000.00	50,000.00
Current tax assets (net)	9	1,73,497.52	1,59,856.19
		49,77,522.84	33,58,184.83
Total Assets		49,83,522.84	33,64,184.83
EQUITY AND LIABILITIES			
Equity			
Equity share capital	10	1,000.00	1,000.00
Other equity	11	(5,33,736.48)	(5,34,146.20)
Total equity		(5,32,736.48)	(5,33,146.20)
LIABILITIES			
Current liabilities			
Financial liabilities			
Trade payables	12	-	-
-total outstanding dues of micro and small enterprises			
-total outstanding dues other than micro and small enterprises		472.50	59.00
Other current liabilities	13	55,15,786.82	38,97,272.03
Total liabilities		55,16,259.32	38,97,331.03
Total Equity and Liabilities		49,83,522.84	33,64,184.83
Summary of significant accounting policies	3		

The accompanying notes are an integral part of the financial statements.

As per our report of even date

For **NAV RATN & CO LLP**
Firm Reg. No.: N500107
Chartered Accountants

Nilish Mittal
Partner

Membership No.: 095371



Place : Gurugram
Date : 26 May 2022

For and on behalf of the Board of Directors of
KAMDHENU PROJECTS PRIVATE LIMITED

Lalan Prasad Singh
Director
DIN-08129091

Naresh Kumar
Director
DIN-08402436

KAMDHENU PROJECTS PRIVATE LIMITED
STATEMENT OF PROFIT AND LOSS FOR THE YEAR ENDED 31 MARCH 2022
(Amount in rupees hundred, unless otherwise stated)

Particulars	Notes	31 March 2022	31 March 2021
Other income	14	43,769.91	3,386.85
Total Income		43,769.91	3,386.85
EXPENSES			
Finance costs	15	6.49	6.49
Other expenses	16	43,209.74	122.67
Total Expenses		43,216.23	129.16
Profit/(Loss) before tax from continuing operations		553.68	3,257.69
Tax expense:			
Current tax		143.96	819.90
Profit/(Loss) for the year from continuing operations		409.72	2,437.79
Other comprehensive income		-	-
Total other comprehensive income for the year, net of tax		-	-
Total comprehensive income/(loss) for the year, net of tax		409.72	2,437.79
Earnings per equity share:	17		
(1) Basic		4.10	24.38
(2) Diluted		4.10	24.38

Summary of significant accounting policies

3

The accompanying notes are an integral part of the financial statements.

As per our report of even date

For N A V R A T N & CO LLP
Firm Reg. No.: N500107
Chartered Accountants

Nitish Mittal
Partner
Membership No.: 095371



For and on behalf of the Board of Directors of
KAMDHENU PROJECTS PRIVATE LIMITED

Lalan Prasad Singh
Director
DIN-08129091

Naresh Kumar
Director
DIN-08402436

Place : Gurugram
Date : 26 May 2022

KARTIKAY BUILDWELL PRIVATE LIMITED
BALANCE SHEET AS AT 31 MARCH 2022
(Amount in rupees hundred, unless otherwise stated)

	Notes	As at 31 March 2022	As at 31 March 2021
ASSETS			
Non-current assets			
Property, plant and equipment	4	-	-
Current assets			
Financial assets			
Cash and cash equivalents	5	2,146.20	273.07
Other current assets	6	12,330.00	-
Total assets		14,476.20	273.07
EQUITY AND LIABILITIES			
Equity			
Equity share capital	7	1,000.00	1,000.00
Other equity	8	(2,93,836.00)	(2,91,030.19)
Total equity		(2,92,836.00)	(2,90,030.19)
LIABILITIES			
Current liabilities			
Financial liabilities			
Trade payables	9	-	-
-total outstanding dues of micro and small enterprises		59.00	59.00
-total outstanding dues other than micro and small enterprises	10	3,07,133.40	2,90,124.46
Other current liabilities	11	119.80	119.80
Current tax liabilities (net)		3,07,312.20	2,90,303.26
Total liabilities		3,07,312.20	2,90,303.26
Total equity and liabilities		14,476.20	273.07

Summary of significant accounting policies

3

The accompanying notes are an integral part of the financial statements.

As per our report of even date

For N A V R A T N & CO LLP
Firm Reg. No.: N500107
Chartered Accountants

Nirish Mittal
Partner
Membership No.: 005371



For and on behalf of the Board of Directors of
KARTIKAY BUILDWELL PRIVATE LIMITED

Kamal Malik
Director
DIN- 08129137

Naresh Kumar
Director
DIN- 08402436

Place : Gurugram
Date : 26 May 2022

KARTIKAY BUILDWELL PRIVATE LIMITED
STATEMENT OF PROFIT AND LOSS FOR THE YEAR ENDED 31 MARCH 2022
(Amount in rupees hundred, unless otherwise stated)

Particulars	Notes	31 March 2022	31 March 2021
Revenue from operations	12	79.50	-
Total income		79.50	-
EXPENSES			
Finance costs	13	7.87	6.66
Other expenses	14	2,877.44	1,705.78
Total Expenses		2,885.31	1,712.44
Profit/(Loss) before tax		(2,805.81)	(1,712.44)
Tax expense:			
Current tax		-	-
Profit/(Loss) for the year from operations		(2,805.81)	(1,712.44)
Other comprehensive income		-	-
Total other comprehensive income for the year, net of tax		-	-
Total comprehensive income/(loss) for the year, net of tax		(2,805.81)	(1,712.44)
Earnings per equity share:	15		
(1) Basic		(28.06)	(17.12)
(2) Diluted		(28.06)	(17.12)

Summary of significant accounting policies

3

The accompanying notes are an integral part of the financial statements.


As per our report of even date

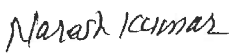
For N A V R A T N & CO LLP
Firm Reg. No.: N500107
Chartered Accountants


Nishu Mittal
Partner
Membership No.: 095371



For and on behalf of the Board of Directors of
KARTIKAY BUILDWELL PRIVATE LIMITED


Kamal Malik
Director
DIN- 08129137


Naresh Kumar
Director
DIN- 08402436

Place : Gurugram
Date : 26 May 2022

KAYAK PROPBUILD PRIVATE LIMITED
BALANCE SHEET AS AT 31 MARCH 2022
(Amount in rupees hundred, unless otherwise stated)

ASSETS

Current assets

Inventories	
Financial assets	
Cash and cash equivalents	
Total Assets	

Notes	As at 31 March 2022	As at 31 March 2021
4	37,526.74	37,526.74
5	238.92	245.41
	37,765.66	37,772.15

EQUITY AND LIABILITIES

Equity

Equity share capital	
Other equity	
Total equity	

6	1,000.00	1,000.00
7	(3,006.42)	(2,901.73)
	(2,006.42)	(1,901.73)

LIABILITIES

Current liabilities

Financial liabilities	
Trade payables	
-total outstanding dues of micro and small enterprises	
-total outstanding dues other than micro and small enterprises	
Other current liabilities	
Total liabilities	

8	-	-
	59.00	59.00
9	39,713.08	39,614.88
	39,772.08	39,673.88

Total Equity and Liabilities

	37,765.66	37,772.15
--	------------------	------------------

Summary of significant accounting policies

3

The accompanying notes are an integral part of the financial statements.

As per our report of even date

For Rajeev & Ajay

Firm registration No : 0099772N
Chartered Accountants

Ajay Kumar Sachdeva
Partner
Membership No. : 084302



For and on behalf of the Board of Directors of
KAYAK PROPBUILD PRIVATE LIMITED

Arun Kumar
Director
DIN-08657473

Suman Jain
Director
DIN-08385675

Place : New Delhi
Date : 26 May 2022

KAYAK PROPBUILD PRIVATE LIMITED
STATEMENT OF PROFIT AND LOSS FOR THE YEAR ENDED 31 MARCH 2022
(Amount in rupees hundred, unless otherwise stated)

Particulars	Notes	31 March 2022	31 March 2021
Revenue from operations		-	-
Total Income (I)		-	-
EXPENSES			
Finance costs	10	6.49	6.49
Other expenses	11	98.20	95.07
Total Expenses (II)		104.69	101.56
Profit/(Loss) before tax from continuing operations (I-II)		(104.69)	(101.56)
Tax expense:			
Current tax		-	-
Profit/(Loss) for the year from continuing operations		(104.69)	(101.56)
Other comprehensive income		-	-
Total other comprehensive income for the year, net of tax		-	-
Total comprehensive (loss) for the year, net of tax		(104.69)	(101.56)
Earnings per equity share:	12		
(1) Basic		(1.05)	(1.02)
(2) Diluted		(1.05)	(1.02)

Summary of significant accounting policies

3

The accompanying notes are an integral part of the financial statements.

As per our report of even date

For Rajeev & Ajay
Firm registration No : 009977N
Chartered Accountants

Ajay Kumar Sachdeva
Partner
Membership No. : 084302



For and on behalf of the Board of Directors of
KAYAK PROPBUILD PRIVATE LIMITED

Arun Kumar
Director
DIN-08357473

Suman Jain
Director
DIN-08385675

Place : New Delhi
Date : 26 May 2022

KEDGE PROPBUILD PRIVATE LIMITED
BALANCE SHEET AS AT 31 MARCH 2022
(Amount in rupees hundred, unless otherwise stated)

ASSETS

Current assets

Inventories

Financial assets

Cash and cash equivalents

Total Assets

EQUITY AND LIABILITIES

Equity

Equity share capital

Other equity

Total equity

LIABILITIES

Current liabilities

Financial liabilities

Trade payables

-total outstanding dues of micro and small enterprises

-total outstanding dues other than micro and small enterprises

Other current liabilities

Total liabilities

Total Equity and Liabilities

Summary of significant accounting policies

The accompanying notes are an integral part of the financial statements.

As per our report of even date

For Rajeev & Ajay

Firm registration No : 009977N

Chartered Accountants

Ajay Kumar Sachdeva

Partner

Membership No. : 084302

Place : New Delhi

Date : 26 May 2022

Notes	As at 31 March 2022	As at 31 March 2021
4	6,55,313.54	6,55,313.54
5	212.18	218.67
	6,55,525.72	6,55,532.21
6	1,000.00	1,000.00
7	3,651.20	3,755.89
	4,651.20	4,755.89
8	-	-
9	59.00	59.00
	6,50,815.52	6,50,717.32
	6,50,874.52	6,50,776.32
	6,55,525.72	6,55,532.21

3

For and on behalf of the Board of Directors of
KEDGE PROPBUILD PRIVATE LIMITED

Arun Kumar
Director
DIN-08657473

Suman Jain
Director
DIN-08385675

KEDGE PROPBUILD PRIVATE LIMITED
STATEMENT OF PROFIT AND LOSS FOR THE YEAR ENDED 31 MARCH 2022
(Amount in rupees hundred, unless otherwise stated)

Particulars	Notes	31 March 2022	31 March 2021
Revenue from operations		-	-
Total Income (I)		-	-
EXPENSES			
Finance costs	10	6.49	6.49
Other expenses	11	98.20	118.67
Total Expenses (II)		104.69	125.16
Profit/(Loss) before tax from continuing operations (I-II)		(104.69)	(125.16)
Tax expense			
Current tax		-	-
Profit/(Loss) for the year from continuing operations		(104.69)	(125.16)
Other comprehensive income		-	-
Total other comprehensive income for the year, net of tax		-	-
Total comprehensive (loss) for the year, net of tax		(104.69)	(125.16)
Earnings per equity share:	12		
(1) Basic		(1.05)	(1.25)
(2) Diluted		(1.05)	(1.25)

Summary of significant accounting policies

3

The accompanying notes are an integral part of the financial statements.

As per our report of even date

For Rajeev & Ajay

Firm registration No : 009977N

Chartered Accountants

Ajay Kumar Sachdeva

Partner

Membership No. : 084302



For and on behalf of the Board of Directors of

KEDGE PROPBUILD PRIVATE LIMITED

Arun Kumar

Director

DIN-08657473

Suman Jain

Director

DIN-08385675

Place : New Delhi

Date : 26 May 2022

KESTREL PROPBUILD PRIVATE LIMITED
BALANCE SHEET AS AT 31 MARCH 2022
(Amount in rupees hundred, unless otherwise stated)

ASSETS

Current assets

Inventories	
Financial assets	
Cash and cash equivalents	
Other financial assets	

Total Assets

EQUITY AND LIABILITIES

Equity

Equity share capital	
Other equity	
Total equity	

LIABILITIES

Current liabilities

Financial liabilities	
Trade payables	
-total outstanding dues of micro and small enterprises	
-total outstanding dues other than micro and small enterprises	
Other current liabilities	
Total liabilities	

Total Equity and Liabilities

Summary of significant accounting policies

The accompanying notes are an integral part of the financial statements.

As per our report of even date

For Rajeev & Ajay
Firm registration No : 009977N
Chartered Accountants

Ajay Kumar Sachdeva
Partner
Membership No. : 084302



Place : New Delhi
Date : 26 May 2022

Notes	As at 31 March 2022	As at 31 March 2021
4	1,15,295.57	1,01,636.72
5	235.62	242.11
6	22,768.73	22,768.73
	1,38,299.92	1,24,647.56
7	1,000.00	1,000.00
8	(2,564.53)	(2,453.84)
	(1,564.53)	(1,453.84)
9	-	-
	59.00	59.00
10	1,39,805.45	1,26,042.40
	1,39,864.45	1,26,101.40
	1,38,299.92	1,24,647.56

3

For and on behalf of the Board of Directors of
KESTREL PROPBUILD PRIVATE LIMITED

Mayank Sharma
Director
DIN-08129100

Shaji Kumar Sasidharan
Director
DIN-07119343

KESTREL PROPBUILD PRIVATE LIMITED
STATEMENT OF PROFIT AND LOSS FOR THE YEAR ENDED 31 MARCH 2022
(Amount in rupees hundred, unless otherwise stated)

Particulars	Notes	31 March 2022	31 March 2021
Revenue from operations		-	-
Total Income (I)		-	-
EXPENSES			
Finance costs	11	6.49	6.49
Other expenses	12	104.20	95.07
Total Expenses (II)		110.69	101.56
Profit/(Loss) before tax from continuing operations (I-II)		(110.69)	(101.56)
Tax expense:			
Current tax		-	-
Profit/(Loss) for the year from continuing operations		(110.69)	(101.56)
Other comprehensive income		-	-
Total other comprehensive income for the year, net of tax		-	-
Total comprehensive (loss) for the year, net of tax		(110.69)	(101.56)
Earnings per equity share:	13		
(1) Basic		(1.11)	(1.02)
(2) Diluted		(1.11)	(1.02)

Summary of significant accounting policies

3

The accompanying notes are an integral part of the financial statements.

As per our report of even date

For Rajeev & Ajay
Firm registration No : 009977N
Chartered Accountants

Ajay Kumar Sachdeva
Partner
Membership No. : 084302



For and on behalf of the Board of Directors of
KESTREL PROPBUILD PRIVATE LIMITED

Mayank Sharma
Director
DIN-08129100

Shaji Kumar Sasidharan
Director
DIN-07119343

Place : New Delhi
Date : 26 May 2022

KISMET PROPBUILD PRIVATE LIMITED
BALANCE SHEET AS AT 31 MARCH 2022
(Amount in rupees hundred, unless otherwise stated)

	Notes	As at 31 March 2022	As at 31 March 2021
ASSETS			
Current assets			
Inventories	4	16,90,118.29	16,90,118.29
Financial assets			
Cash and cash equivalents	5	231.10	237.59
Other current assets	6	8,37,613.71	8,37,613.71
Total Assets		25,27,963.10	25,27,969.59
EQUITY AND LIABILITIES			
Equity			
Equity share capital	7	1,000.00	1,000.00
Other equity	8	(13,35,402.09)	(13,35,297.40)
Total equity		(13,34,402.09)	(13,34,297.40)
LIABILITIES			
Current liabilities			
Financial liabilities			
Trade payables	9	-	-
-total outstanding dues of micro and small enterprises		-	-
-total outstanding dues other than micro and small enterprises		59.00	59.00
Other current liabilities	10	38,62,306.19	38,62,207.99
Total liabilities		38,62,365.19	38,62,266.99
Total Equity and Liabilities		25,27,963.10	25,27,969.59
Summary of significant accounting policies	3		

The accompanying notes are an integral part of the financial statements.

As per our report of even date

For Rajeev & Ajay

Firm registration No : 009977N
Chartered Accountants

Ajay Kumar Sachdeva
Partner
Membership No. : 084302



For and on behalf of the Board of Directors of
KISMET PROPBUILD PRIVATE LIMITED

Kamal Malik
Director
DIN- 08129137

Navjot Singh Wasir
Director
DIN-08398514

Place : New Delhi
Date : 26 May 2022

KISMET PROPBUILD PRIVATE LIMITED
STATEMENT OF PROFIT AND LOSS FOR THE YEAR ENDED 31 MARCH 2022
(Amount in rupees hundred, unless otherwise stated)

Particulars	Notes	31 March 2022	31 March 2021
Revenue from operations		-	-
Total Income (I)		-	-
EXPENSES			
Finance costs	11	6.49	6.49
Other expenses	12	98.20	118.67
Total Expenses (II)		104.69	125.16
Profit/(Loss) before tax from continuing operations (I-II)		(104.69)	(125.16)
Exceptional items:			
Provision for doubtful advances		-	-
Profit/(Loss) before tax from continuing operations		(104.69)	(125.16)
Tax expense:			
Current tax		-	-
Profit/(Loss) for the year from continuing operations		(104.69)	(125.16)
Other comprehensive income		-	-
Total other comprehensive income for the year, net of tax		-	-
Total comprehensive (loss) for the year, net of tax		(104.69)	(125.16)
Earnings per equity share:	13		
(1) Basic		(1.05)	(1.25)
(2) Diluted		(1.05)	(1.25)
Summary of significant accounting policies	3		

The accompanying notes are an integral part of the financial statements.

As per our report of even date

For Rajeev & Ajay

Firm registration No : 009977N
Chartered Accountants

Ajay Kumar Sachdeva
Partner
Membership No. : 084302



For and on behalf of the Board of Directors of
KISMET PROPBUILD PRIVATE LIMITED

Kamal Malik
Director
DIN- 08129137

Navjot Singh Wasir
Director
DIN-08398514

Place : New Delhi
Date : 26 May 2022

KNOLL PROPBUILD PRIVATE LIMITED
BALANCE SHEET AS AT 31 MARCH 2022
(Amount in rupees hundred, unless otherwise stated)

	Notes	As at 31 March 2022	As at 31 March 2021
ASSETS			
Current assets			
Inventories	4	7,49,845.05	7,49,845.05
Financial assets			
Cash and cash equivalents	5	231.94	238.43
Total Assets		7,50,076.99	7,50,083.48
EQUITY AND LIABILITIES			
Equity			
Equity share capital	6	1,000.00	1,000.00
Other equity	7	(1,696.75)	(1,592.06)
Total equity		(696.75)	(592.06)
LIABILITIES			
Current liabilities			
Financial liabilities			
Trade payables	8	-	-
- total outstanding dues of micro and small enterprises		-	-
- total outstanding dues other than micro and small enterprises		59.00	59.00
Other current liabilities	9	7,50,714.74	7,50,616.54
Total liabilities		7,50,773.74	7,50,675.54
Total Equity and Liabilities		7,50,076.99	7,50,083.48
Summary of significant accounting policies	3		

The accompanying notes are an integral part of the financial statements.

As per our report of even date

For Rajeev & Ajay
Firm registration No : 009977N
Chartered Accountants

Ajay Kumar Sachdeva
Partner
Membership No. : 084302



For and on behalf of the Board of Directors of
KNOLL PROPBUILD PRIVATE LIMITED

Manish Kumar
Director
DIN-08376570

P.K. Saini
Pravesh Kumar
Director
DIN-07256929

Place : New Delhi
Date : 26 May 2022

KNOLL PROPBUILD PRIVATE LIMITED
STATEMENT OF PROFIT AND LOSS FOR THE YEAR ENDED 31 MARCH 2022
(Amount in rupees hundred, unless otherwise stated)

Particulars	Notes	31 March 2022	31 March 2021
Revenue from operations		-	-
Total Income (I)		-	-
EXPENSES			
Finance costs	10	6.49	6.49
Other expenses	11	98.20	95.07
Total Expenses (II)		104.69	101.56
Profit/(Loss) before tax from continuing operations (I-II)		(104.69)	(101.56)
Tax expense:			
Current tax		-	-
Profit/(Loss) for the year from continuing operations		(104.69)	(101.56)
Other comprehensive income		-	-
Total other comprehensive income for the year, net of tax		-	-
Total comprehensive (loss) for the year, net of tax		(104.69)	(101.56)
Earnings per equity share:	12		
(1) Basic		(1.05)	(1.02)
(2) Diluted		(1.05)	(1.02)
Summary of significant accounting policies	3		

The accompanying notes are an integral part of the financial statements.

As per our report of even date

For Rajeev & Ajay
Firm registration No : 009977N
Chartered Accountants

Ajay Kumar Sachdeva
Partner
Membership No. : 084302



For and on behalf of the Board of Directors of
KNOLL PROPBUILD PRIVATE LIMITED

Manish Kumar
Director
DIN-08376570

P.K. Saini
Pravesh Kumar
Director
DIN-07256929

Place : New Delhi
Date : 26 May 2022

KUDOS PROPBUILD PRIVATE LIMITED
BALANCE SHEET AS AT 31 MARCH 2022
(Amount in rupees hundred, unless otherwise stated)

	Notes	As at 31 March 2022	As at 31 March 2021
ASSETS			
Current assets			
Financial assets			
Cash and cash equivalents	4	237.46	243.94
Total Assets		237.46	243.94
EQUITY AND LIABILITIES			
Equity			
Equity share capital	5	1,000.00	1,000.00
Other equity	6	(2,176.81)	(2,075.24)
Total equity		(1,176.81)	(1,075.24)
LIABILITIES			
Current liabilities			
Financial liabilities			
Trade payables	7	-	-
-total outstanding dues of micro and small enterprises		59.00	59.00
-total outstanding dues other than micro and small enterprises		1,355.26	1,260.18
Other current liabilities	8	1,414.26	1,319.18
Total liabilities		237.46	243.94
Total Equity and Liabilities		237.46	243.94

Summary of significant accounting policies

3

The accompanying notes are an integral part of the financial statements.

As per our report of even date

For Rajeev & Ajay

Firm registration No : 009977M
Chartered Accountants

Ajay Kumar Sachdeva
Partner

Membership No. : 084302



For and on behalf of the Board of Directors of
KUDOS PROPBUILD PRIVATE LIMITED

Seema Shekher
Director
DIN-08376730

Bharat Bhushan Garg
Director
DIN-01669048

Place : New Delhi
Date : 26 May 2022

KUDOS PROPBUILD PRIVATE LIMITED
STATEMENT OF PROFIT AND LOSS FOR THE YEAR ENDED 31 MARCH 2022
(Amount in rupees hundred, unless otherwise stated)

Particulars	Notes	31 March 2022	31 March 2021
Revenue from operations		-	-
Total Income (I)		-	-
EXPENSES			
Finance costs	9	6.49	6.49
Other expenses	10	95.08	95.07
Total Expenses (II)		101.57	101.56
Profit/(Loss) before tax from continuing operations (I-II)		(101.57)	(101.56)
Tax expense:			
Current Tax		-	-
Profit/(Loss) for the year from continuing operations		(101.57)	(101.56)
Other Comprehensive Income		-	-
Total other comprehensive income for the year, net of tax		-	-
Total comprehensive income/(loss) for the year, net of tax		(101.57)	(101.56)
Earnings per equity share (computed on the basis of profit/(loss) for the year):	11		
(1) Basic		(1.02)	(1.02)
(2) Diluted		(1.02)	(1.02)
Summary of significant accounting policies	3		

The accompanying notes are an integral part of the financial statements.

As per our report of even date

For Rajeev & Ajay

Firm registration No : 009977N
Chartered Accountants

Ajay Kumar Sachdeva
Partner
Membership No. : 084302



For and on behalf of the Board of Directors of
KUDOS PROPBUILD PRIVATE LIMITED

Seema Shekher
Director
DIN-08376730

Bharat Bhushan Garg
Director
DIN-01669048

Place : New Delhi
Date : 26 May 2022

LADLE PROPBUILD PRIVATE LIMITED
BALANCE SHEET AS AT 31 MARCH 2022
(Amount in rupees hundred, unless otherwise stated)

	Notes	As at 31 March 2022	As at 31 March 2021
ASSETS			
Current assets			
Inventories			
Financial assets	4	11,57,056.55	11,57,056.55
Cash and cash equivalents			
Other financial assets	5	236.33	242.82
Total Assets	6	57,901.34	57,901.34
		12,15,194.22	12,15,200.71
EQUITY AND LIABILITIES			
Equity			
Equity share capital	7	1,000.00	1,000.00
Other equity	8	(12,036.01)	(11,934.44)
Total equity		(11,036.01)	(10,934.44)
LIABILITIES			
Current liabilities			
Financial liabilities			
Trade payables			
-total outstanding dues of micro and small enterprises	9	-	-
-total outstanding dues other than micro and small enterprises		59.00	59.00
Other current liabilities	10	12,26,142.34	12,25,951.25
Current tax liabilities (net)	11	28.89	124.89
Total liabilities		12,26,230.23	12,26,135.14
Total Equity and Liabilities		12,15,194.22	12,15,200.71
Summary of significant accounting policies	3		

The accompanying notes are an integral part of the financial statements.

As per our report of even date

For Rajeev & Ajay
Firm registration No. 109977N
Chartered Accountants

Ajay Kumar Sachdeva
Partner
Membership No. : 084302

For and on behalf of the Board of Directors of
LADLE PROPBUILD PRIVATE LIMITED

Manish Kumar
Director
DIN-08376570

P.K. Saint
Pravesh Kumar
Director
DIN-08376738

Place : New Delhi
Date : 26 May 2022

LADLE PROPBUILD PRIVATE LIMITED
STATEMENT OF PROFIT AND LOSS FOR THE YEAR ENDED 31 MARCH 2022
(Amount in rupees hundred, unless otherwise stated)

Particulars	Notes	31 March 2022	31 March 2021
Other income	12	-	506.76
Total Income (I)		-	506.76
EXPENSES			
Finance costs	13	6.49	6.49
Other expenses	14	95.08	118.68
Total Expenses (II)		101.57	125.17
Profit/(Loss) before tax from continuing operations (I-II)		(101.57)	381.59
Tax expense:			
Current tax		-	96.04
Profit/(Loss) for the year from continuing operations		(101.57)	285.55
Other comprehensive income		-	-
Total other comprehensive income for the year, net of tax		-	-
Total comprehensive income/(loss) for the year, net of tax		(101.57)	285.55
Earnings per equity share:	15		
(1) Basic		(1.02)	2.86
(2) Diluted		(1.02)	2.86

Summary of significant accounting policies

3

The accompanying notes are an integral part of the financial statements.

As per our report of even date

For Rajeev & Ajay
Firm registration No. : 089973M
Chartered Accountants

Ajay Kumar Sachdeva
Partner
Membership No. : 084302



For and on behalf of the Board of Directors of
LADLE PROPBUILD PRIVATE LIMITED

Manish Kumar
Director
DIN-08376570

P.K. Saini
Pravesh Kumar
Director
DIN-08376738

Place : New Delhi
Date : 26 May 2022

LAVISH PROPBUILD PRIVATE LIMITED
BALANCE SHEET AS AT 31 MARCH 2022
(Amount in rupees hundred, unless otherwise stated)

	Notes	As at 31 March 2022	As at 31 March 2021
ASSETS			
Current assets			
Financial assets			
Cash and cash equivalents	4	205.25	211.74
Other current assets	5	-	-
Total Assets		205.25	211.74
EQUITY AND LIABILITIES			
Equity			
Equity share capital	6	1,000.00	1,000.00
Other equity	7	(8,35,720.45)	(8,35,615.76)
Total equity		(8,34,720.45)	(8,34,615.76)
LIABILITIES			
Current liabilities			
Financial liabilities			
Trade payables	8	-	-
-total outstanding dues of micro and small enterprises		-	-
-total outstanding dues other than micro and small enterprises		59.00	59.00
Other current liabilities	9	8,34,866.70	8,34,768.50
Total liabilities		8,34,925.70	8,34,827.50
Total Equity and Liabilities		205.25	211.74

Summary of significant accounting policies

3

The accompanying notes are an integral part of the financial statements.

As per our report of even date

For Rajeev & Ajay

Firm registration No : 0009778
Chartered Accountants

Ajay Kumar Sachdeva
Partner
Membership No. : 084302



For and on behalf of the Board of Directors of
LAVISH PROPBUILD PRIVATE LIMITED

Shah Mahboob Alam
Director
DIN-06694170

Navjot Singh Wasir
Director
DIN-08398514

Place : New Delhi
Date : 26 May 2022

LAVISH PROPBUILD PRIVATE LIMITED
STATEMENT OF PROFIT AND LOSS FOR THE YEAR ENDED 31 MARCH 2022
(Amount in rupees hundred, unless otherwise stated)

Particulars	Notes	31 March 2022	31 March 2021
Revenue from operations		-	-
Total Income (I)		-	-
EXPENSES			
Finance costs	10	6.49	6.49
Other expenses	9	98.20	118.68
Total Expenses (II)		104.69	125.17
Profit/(Loss) before tax and exceptional items from continuing operations (I-II)		(104.69)	(125.17)
Exceptional items:			
Provision for doubtful advances		-	-
Profit/(Loss) before tax from continuing operations		(104.69)	(125.17)
Tax expense:			
Current tax		-	-
Profit/(Loss) for the year from continuing operations		(104.69)	(125.17)
Other comprehensive income		-	-
Total other comprehensive income for the year, net of tax		-	-
Total comprehensive (loss) for the year, net of tax		(104.69)	(125.17)
Earnings per equity share:	12		
(1) Basic		(1.05)	(1.25)
(2) Diluted		(1.05)	(1.25)

Summary of significant accounting policies

3

The accompanying notes are an integral part of the financial statements.

As per our report of even date

For Rajeev & Ajay
Firm registration No : 009977N
Chartered Accountants

Ajay Kumar Sachdeva
Partner
Membership No : 084302



For and on behalf of the Board of Directors of
LAVISH PROPBUILD PRIVATE LIMITED

Shah Maqbool Alam
Director
DIN-06694170

Navjot Singh Wasir
Director
DIN-08398514

Navjot Singh

Place : New Delhi
Date : 26 May 2022

LEGEND BUILDCON PRIVATE LIMITED
BALANCE SHEET AS AT 31 MARCH 2022
(Amount in rupees hundred, unless otherwise stated)

	Notes	As at 31 March 2022	As at 31 March 2021
ASSETS			
Non-current assets			
Financial assets			
Investments	4	9,53,038.98	9,53,038.98
		9,53,038.98	9,53,038.98
Current assets			
Inventories	5	13,37,296.44	14,67,251.57
Financial assets			
Cash and cash equivalents	6	278.68	285.17
Other financial assets	7	3,80,492.75	1,38,134.11
Current tax assets (net)	8	229.70	229.70
		17,18,297.57	16,05,900.55
Total Assets		26,71,336.55	25,58,939.53
EQUITY AND LIABILITIES			
Equity			
Equity share capital	9	1,000.00	1,000.00
Other equity	10	(1,04,975.68)	(1,04,865.99)
Total equity		(1,03,975.68)	(1,03,865.99)
LIABILITIES			
Current liabilities			
Financial liabilities			
Trade payables	11	-	-
-total outstanding dues of micro and small enterprises		-	-
-total outstanding dues other than micro and small enterprises		1,350.95	1,350.95
Other current liabilities	12	27,73,961.28	26,61,454.57
Total liabilities		27,75,312.23	26,62,805.52
Total Equity and Liabilities		26,71,336.55	25,58,939.53

Summary of significant accounting policies

The accompanying notes are an integral part of the financial statements.

As per our report of even date

For Rajeev & Ajay
Firm registration No : 009977N
Chartered Accountants

Ajay Kumar Sachdeva
Partner
Membership No. 084302

For and on behalf of the Board of Directors of
LEGEND BUILDCON PRIVATE LIMITED

Manish Kumar
Director
DIN-08376570

Pravesh Kumar
Director
DIN-08376738

Place : New Delhi
Date : 26 May 2022

LEGEND BUILDCON PRIVATE LIMITED
STATEMENT OF PROFIT AND LOSS FOR THE YEAR ENDED 31 MARCH 2022
(Amount in rupees hundred, unless otherwise stated)

Particulars	Notes	31 March 2022	31 March 2021
EXPENSES			
Finance costs	13	6.49	6.49
Other expenses	14	103.20	117.66
Total Expenses (II)		109.69	124.15
Profit/(Loss) before tax from continuing operations (I-II)		(109.69)	(124.15)
Tax expense:			
Current Tax		-	-
Profit/(Loss) for the year from continuing operations		(109.69)	(124.15)
Total comprehensive income/(loss) for the year, net of tax		(109.69)	(124.15)
Earnings per equity share (computed on the basis of profit/(loss) for the year):	15		
(1) Basic		(1.10)	(1.24)
(2) Diluted		(1.10)	(1.24)
Summary of significant accounting policies	3		

The accompanying notes are an integral part of the financial statements.

As per our report of even date

For Rajeev & Ajay
Firm registration No. 009977N
Chartered Accountants

Ajay Kumar Sachdeva
Partner
Membership No. : 084302



For and on behalf of the Board of Directors of
LEGEND BUILDCON PRIVATE LIMITED

Manish Kumar
Director
DIN-08376570

(Signature)

P.K. Saini

Pravesh Kumar
Director
DIN-08376738

Place : New Delhi
Date : 26 May 2022

LEGEND BUILDWELL PRIVATE LIMITED
BALANCE SHEET AS AT 31 MARCH 2022
(Amount in rupees hundred, unless otherwise stated)

	Notes	As at 31 March 2022	As at 31 March 2021
ASSETS			
Current assets			
Inventories	4	1,96,263.80	1,96,263.80
Financial assets			
Cash and cash equivalents	5	218.21	224.69
Total Assets		1,96,482.01	1,96,488.49
EQUITY AND LIABILITIES			
Equity			
Equity share capital	6	1,000.00	1,000.00
Other equity	7	(4,587.79)	(4,483.10)
Total equity		(3,587.79)	(3,483.10)
LIABILITIES			
Current liabilities			
Financial liabilities			
Trade payables			
-total outstanding dues of micro and small enterprises		-	
-total outstanding dues other than micro and small enterprises	8	59.00	59.00
Other current liabilities	9	2,00,010.80	1,99,912.59
Total liabilities		2,00,069.80	1,99,971.59
Total Equity and Liabilities		1,96,482.01	1,96,488.49
Summary of significant accounting policies	3		

The accompanying notes are an integral part of the financial statements.

As per our report of even date

For Rajeev & Ajay

Firm registration No. 1009974
Chartered Accountants

Ajay Kumar Sachdeva
Partner
Membership No. : 084302



For and on behalf of the Board of Directors of
LEGEND BUILDWELL PRIVATE LIMITED

Manish Kumar
Director
DIN-08376570

P.K. Saini
Pravesh Kumar
Director
DIN-08376738

Place : New Delhi
Date : 26 May 2022

LEGEND BUILDWELL PRIVATE LIMITED
STATEMENT OF PROFIT AND LOSS FOR THE YEAR ENDED 31 MARCH 2022
(Amount in rupees hundred, unless otherwise stated)

Particulars	Notes	31 March 2022	31 March 2021
Other income		-	-
Total Income (I)		-	-
EXPENSES			
Finance costs	10	6.49	6.49
Other expenses	11	98.20	112.44
Total Expenses (II)		104.69	118.93
Profit/(Loss) before tax from continuing operations (I-II)		(104.69)	(118.93)
Tax expense:			
Current tax		-	-
Profit/(Loss) for the year from continuing operations		(104.69)	(118.93)
Other comprehensive income		-	-
Total other comprehensive income for the year, net of tax		-	-
Total comprehensive (loss) for the year, net of tax		(104.69)	(118.93)
Earnings per equity share:	12		
(1) Basic		(1.05)	(1.19)
(2) Diluted		(1.05)	(1.19)

Summary of significant accounting policies

3

The accompanying notes are an integral part of the financial statements.

As per our report of even date

For Rajeev & Ajay

Firm registration No. A009977N
Chartered Accountants

Ajay Kumar Sachdeva

Partner

Membership No. : 084302

For and on behalf of the Board of Directors of

LEGEND BUILDWELL PRIVATE LIMITED

Manish Kumar

Director

DIN-08376570

P.K. Saini

Pravesh Kumar

Director

DIN-08376738

Place : New Delhi

Date : 26 May 2022

LOGICAL DEVELOPERS PRIVATE LIMITED
BALANCE SHEET AS AT 31 MARCH 2022
(Amount in rupees hundred, unless otherwise stated)

	Notes	As at 31 March 2022	As at 31 March 2021
ASSETS			
Non-current assets			
Financial assets			
Investments	4	20,94,042.29	20,94,042.29
		20,94,042.29	20,94,042.29
Current assets			
Inventories	5	1,06,83,831.91	83,03,726.42
Financial assets			
Cash and cash equivalents	6	1,735.01	2,496.16
Other financial assets	7	8,92,845.52	8,92,845.52
Other current assets	8	4,68,375.12	4,68,375.12
		1,20,46,787.56	96,67,443.22
Total assets		1,41,40,829.85	1,17,61,485.51
EQUITY AND LIABILITIES			
Equity			
Equity share capital	9	6,02,000.00	6,02,000.00
Other equity	10	(47,45,076.59)	(47,38,101.52)
Total equity		(41,43,076.59)	(41,36,101.52)
LIABILITIES			
Current liabilities			
Financial liabilities			
Trade payables	11	-	2.68
-total outstanding dues of micro and small enterprises		1,976.63	536.13
-total outstanding dues other than micro and small enterprises			
Other current liabilities	12	1,82,81,798.67	1,58,96,851.58
Current tax liabilities (net)	13	131.14	196.64
Total liabilities		1,82,83,906.44	1,58,97,587.03
Total Equity and Liabilities		1,41,40,829.85	1,17,61,485.51

Summary of significant accounting policies

3

The accompanying notes are an integral part of the financial statements.

As per our report of even date


For **NAV RATN & CO LLP**
Firm registration No.: N500107
Chartered Accountants


Nitish Mittal
Partner

Membership No.: 095371




For and on behalf of the Board of Directors of
LOGICAL DEVELOPERS PRIVATE LIMITED


Vivek Singh
Director
DIN-03466774


Lokesh Maria
Director
DIN-09337859

Place : Gurugram
Date : 26 May 2022


Rohit Rawat
Company Secretary

LOGICAL DEVELOPERS PRIVATE LIMITED
STATEMENT OF PROFIT AND LOSS FOR THE YEAR ENDED 31 MARCH 2022
(Amount in rupees hundred, unless otherwise stated)

Particulars	Notes	31 March 2022	31 March 2021
Revenue from operations	14	1.51	-
Other income	15	-	1,073.70
Total Income		1.51	1,073.70
EXPENSES			
Finance costs	16	6.74	19.67
Other expenses	17	6,969.84	598.82
Total Expenses		6,976.58	618.49
Profit/(Loss) before tax and exceptional items from continuing operations		(6,975.07)	455.21
Exceptional items:			
Provision for doubtful advances		-	-
Profit/(Loss) before tax from continuing operations		(6,975.07)	455.21
Tax expense:			
Current tax		-	114.57
Profit/(Loss) for the year from continuing operations		(6,975.07)	340.64
Other comprehensive income		-	-
Total other comprehensive income/(loss) for the year, net of tax		-	-
Total comprehensive income/(loss) for the year, net of tax		(6,975.07)	340.64
Earnings per equity share:	18		
(1) Basic		(0.12)	0.01
(2) Diluted		(0.12)	0.01
Summary of significant accounting policies	3		

The accompanying notes are an integral part of the financial statements.


As per our report of even date


For **NAV RATN & CO LLP**
Firm registration No.: N500107
Chartered Accountants



Nishu Mittal
Partner
Membership No.: 095371



For and on behalf of the Board of Directors of
LOGICAL DEVELOPERS PRIVATE LIMITED


Vivek Singh
Director
DIN-03466774


Lokesh Maria
Director
DIN-09337859


Rohit Rawat
Company Secretary

Place : Gurugram
Date : 26 May 2022

LOGICAL ESTATES PRIVATE LIMITED
BALANCE SHEET AS AT 31 MARCH 2022
(Amount in rupees hundred, unless otherwise stated)

ASSETS

Non-current assets

Financial assets

Investments

Current assets

Inventories

Financial assets

Cash and cash equivalents

Other financial assets

Other current assets

Total Assets

EQUITY AND LIABILITIES

Equity

Equity share capital

Other equity

Total equity

LIABILITIES

Current liabilities

Financial liabilities

Trade payables

-total outstanding dues of micro and small enterprises

-total outstanding dues other than micro and small enterprises

Other current liabilities

Total liabilities

Total Equity and Liabilities

Summary of significant accounting policies

The accompanying notes are an integral part of the financial statements.

As per our report of even date

For N A V R A T N & C O L L P

Firm registration No.: N500107

Chartered Accountants


Nitish Mittal

Partner

Membership No.: 095371



Place : Gurugram

Date : 26 May 2022

Notes	As at 31 March 2022	As at 31 March 2021
4	2,000.00	2,000.00
	2,000.00	2,000.00
5	49,19,573.20	49,15,792.87
6	351.50	1,139.92
7	88,632.59	88,632.59
8	18,720.03	-
	50,27,277.32	50,05,565.38
	50,29,277.32	50,07,565.38
9	1,000.00	1,000.00
10	(90,148.21)	(90,020.01)
	(89,148.21)	(89,020.01)
11	-	61.29
	18,979.28	9,498.98
12	50,99,446.25	50,87,025.12
	51,18,425.53	50,96,585.39
	50,29,277.32	50,07,565.38
3		

**For and on behalf of the Board of Directors of
LOGICAL ESTATES PRIVATE LIMITED**


Jitesh Sharma

Director

DIN-08428478


Shishir Lal

Director

DIN- 02210170

LOGICAL ESTATES PRIVATE LIMITED
STATEMENT OF PROFIT AND LOSS FOR THE YEAR ENDED 31 MARCH 2022
(Amount in rupees hundred, unless otherwise stated)

Particulars	Notes	31 March 2022	31 March 2021
Revenue from operations	13	70.31	704.69
Total Income		70.31	704.69
EXPENSES			
Finance costs	14	6.49	15.69
Other expenses	15	192.02	126.78
Total Expenses		198.51	142.47
Profit/(Loss) before tax from continuing operations		(128.20)	562.22
Tax expense:			
Current tax		-	-
Profit/(Loss) for the year from continuing operations		(128.20)	562.22
Other comprehensive income		-	-
Total other comprehensive income/(loss) for the year, net of tax		-	-
Total comprehensive income/(loss) for the year, net of tax		(128.20)	562.22
Earnings per equity share:	16		
(1) Basic		(1.28)	5.62
(2) Diluted		(1.28)	5.62

Summary of significant accounting policies

3

The accompanying notes are an integral part of the financial statements.

As per our report of even date

For N A V R A T N & C O L L P
Firm registration No.: N500107
Chartered Accountants


Nitish Mittal
Partner
Membership No.: 095371



For and on behalf of the Board of Directors of
LOGICAL ESTATES PRIVATE LIMITED


Jitesh Sharma
Director
DIN-08428478


Shishir Lal
Director
DIN- 02210170

Place : Gurugram
Date : 26 May 2022

LOTUS TECHNOBUILD PRIVATE LIMITED
BALANCE SHEET AS AT 31 MARCH 2022
(Amount in rupees hundred unless otherwise stated)

	Notes	As at 31 March 2022	As at 31 March 2021
ASSETS			
Current assets			
Financial assets			
Cash and cash equivalents	4	231.53	238.01
Total Assets		231.53	238.01
EQUITY AND LIABILITIES			
Equity			
Equity share capital	5	1,000.00	1,000.00
Other equity	6	(45,606.70)	(45,505.13)
Total equity		(44,606.70)	(44,505.13)
LIABILITIES			
Current liabilities			
Financial liabilities			
Trade payables	7	-	-
-total outstanding dues of micro and small enterprises		59.00	59.00
-total outstanding dues other than micro and small enterprises		-	-
Other current liabilities	8	44,779.23	44,684.14
Current tax liabilities (net)	9	-	-
Total liabilities		44,838.23	44,743.14
Total Equity and Liabilities		231.53	238.01
Summary of significant accounting policies	3		

The accompanying notes are an integral part of the financial statements.

As per our report of even date

For Rajeev & Ajay

Firm registration No. 009977N
Chartered Accountants

Ajay Kumar Sachdeva
Partner
Membership No. : 084302



For and on behalf of the Board of Directors of
LOTUS TECHNOBUILD PRIVATE LIMITED

Seema Shekhar
Director
DIN-08376730

Pankaj Kishore Chaturvedi
Director
DIN-07119298

Place : New Delhi
Date : 26 May 2022

LOTUS TECHNOBUILD PRIVATE LIMITED
STATEMENT OF PROFIT AND LOSS FOR THE YEAR ENDED 31 MARCH 2022
(Amount in rupees hundred unless otherwise stated)

Particulars	Notes	31 March 2022	31 March 2021
Revenue from operations		-	-
Total Income (I)		-	-
EXPENSES			
Finance costs	10	6.49	6.49
Other expenses	11	95.08	95.08
Total Expenses (II)		101.57	101.57
Profit/(Loss) before tax from continuing operations (I-II)		(101.57)	(101.57)
Tax expense:			
Current tax		-	-
Profit/(Loss) for the year from continuing operations		(101.57)	(101.57)
Other comprehensive Income		-	-
Total other comprehensive income for the year, net of tax		-	-
Total comprehensive (loss) for the year, net of tax		(101.57)	(101.57)
Earnings per equity share:	12		
(1) Basic		(1.02)	(1.02)
(2) Diluted		(1.02)	(1.02)

Summary of significant accounting policies

3

The accompanying notes are an integral part of the financial statements.

As per our report of even date

For Rajeev & Ajay

Firm registration No. 089977N
Chartered Accountants

Ajay Kumar Sachdeva
Partner

Membership No. : 084302

For and on behalf of the Board of Directors of
LOTUS TECHNOBUILD PRIVATE LIMITED

Seema Shekhar
Director
DIN-08376730

Pankaj Kishore Chaturvedi
Director
DIN-07119298

Place : New Delhi
Date : 26 May 2022

MAESTRO ESTATES PRIVATE LIMITED
BALANCE SHEET AS AT 31 MARCH 2022
(Amount in rupees hundreds, unless otherwise stated)

	Notes	As at 31 March 2022	As at 31 March 2021
ASSETS			
Non-current assets			
Financial assets			
Investments	4	1,000.00	1,000.00
		1,000.00	1,000.00
Current assets			
Inventories	5	23,53,069.87	23,53,060.41
Financial assets	6	202.91	218.26
Cash and cash equivalents	7	-	-
Other current assets		23,53,272.78	23,53,278.67
		23,54,272.78	23,54,278.67
Total Assets			
EQUITY AND LIABILITIES			
Equity			
Equity share capital	8	1,000.00	1,000.00
Other equity	9	(22,456.54)	(22,348.73)
Total equity		(21,456.54)	(21,348.73)
LIABILITIES			
Current liabilities			
Financial liabilities			
Trade payables	10	-	-
-total outstanding dues of micro and small enterprises		59.00	59.00
-total outstanding dues other than micro and small enterprises	11	23,75,670.32	23,75,568.40
Other current liabilities		23,75,729.32	23,75,627.40
Total liabilities		23,54,272.78	23,54,278.67
Total Equity and Liabilities			
Summary of significant accounting policies	3		

The accompanying notes are an integral part of the financial statements.

As per our report of even date


For N A V R A T N & CO LLP
Firm Reg. No.: N500107
Chartered Accountants


Nitish Mittal
Partner
Membership No.: 095371



For and on behalf of the Board of Directors of
MAESTRO ESTATES PRIVATE LIMITED


Satish Kumar Baghel
Director
DIN-09564392


Ramesh Khulbe
Director
DIN-07109071

Place : Gurugram
Date : 26 May 2022

MAESTRO ESTATES PRIVATE LIMITED
STATEMENT OF PROFIT AND LOSS FOR THE YEAR ENDED 31 MARCH 2022
(Amount in rupees hundreds, unless otherwise stated)

Particulars	Notes	31 March 2022	31 March 2021
Revenue from operations		-	-
Total Income		-	-
EXPENSES			
Finance costs	12	6.49	6.49
Other expenses	13	101.32	121.78
Total Expenses		107.81	128.27
(Loss) before tax from continuing operations		(107.81)	(128.27)
Tax expense:			
Current tax		-	-
(Loss) for the year from continuing operations		(107.81)	(128.27)
Other comprehensive income		-	-
Total other comprehensive income for the year, net of tax		-	-
Total comprehensive (loss) for the year, net of tax		(107.81)	(128.27)
Earnings per equity share:	14		
(1) Basic		(1.08)	(1.28)
(2) Diluted		(1.08)	(1.28)
Summary of significant accounting policies	3		

The accompanying notes are an integral part of the financial statements.

As per our report of even date

For **NAV RATN & CO LLP**
Firm Reg. No.: N500107
Chartered Accountants

Nitish Mittal
Partner
Membership No.: 0953321



For and on behalf of the Board of Directors of
MAESTRO ESTATES PRIVATE LIMITED

Satish Kumar Baghel
Director
DIN-09564392

Ramesh Khulbe
Director
DIN-07109071

Place : Gurugram
Date : 26 May 2022

MAHONIA ESTATE PRIVATE LIMITED
BALANCE SHEET AS AT 31 MARCH 2022
(Amount in rupees hundred, unless otherwise stated)

ASSETS

Current assets

- Inventories
- Financial assets
 - Cash and cash equivalents
 - Other financial assets

Total Assets

EQUITY AND LIABILITIES

Equity

- Equity share capital
- Other equity

Total equity

LIABILITIES

Current liabilities

- Financial liabilities
 - Trade payables
 - total outstanding dues of micro and small enterprises
 - total outstanding dues other than micro and small enterprises
- Other current liabilities

Total liabilities

Total Equity and Liabilities

Summary of significant accounting policies

The accompanying notes are an integral part of the financial statements.

As per our report of even date

For Rajeev & Ajay

Firm registration No : 009977N
Chartered Accountants

Ajay Kumar Sachdev
Partner

Membership No. : 084302



Place : New Delhi
Date : 26 May 2022

Notes	As at 31 March 2022	As at 31 March 2021
4	2,53,099.15	2,53,099.15
5	246.13	252.62
6	1,92,023.18	1,92,023.18
	4,45,368.46	4,45,374.95
7	10,000.00	10,000.00
8	(5,824.08)	(5,714.39)
	4,175.92	4,285.61
9	-	-
10	59.00	59.00
	4,41,133.53	4,41,030.34
	4,41,192.53	4,41,089.34
	4,45,368.46	4,45,374.95
3		

For and on behalf of the Board of Directors of
MAHONIA ESTATE PRIVATE LIMITED

Gaurav Dutta
Gaurav Dutta
Director
DIN-08657459

Anil Kumar Beniwal
Anil Kumar Beniwal
Director
DIN-08129129

MAHONIA ESTATE PRIVATE LIMITED
STATEMENT OF PROFIT AND LOSS FOR THE YEAR ENDED 31 MARCH 2022
(Amount in rupees hundred, unless otherwise stated)

Particulars	Notes	31 March 2022	31 March 2021
Revenue from operations		-	-
Total Income (I)		-	-
EXPENSES			
Finance costs	11	6.49	6.49
Other expenses	12	103.20	103.20
Total Expenses (II)		109.69	109.69
Profit/(Loss) before tax from continuing operations (I-II)		(109.69)	(109.69)
Tax expense:			
Current tax		-	-
Profit/(Loss) for the year from continuing operations		(109.69)	(109.69)
Other comprehensive income		-	-
Total other comprehensive income for the year, net of tax		-	-
Total comprehensive (loss) for the year, net of tax		(109.69)	(109.69)
Earnings per equity share:	13		
(1) Basic		(1.10)	(1.10)
(2) Diluted		(1.10)	(1.10)
Summary of significant accounting policies	3		

The accompanying notes are an integral part of the financial statements.

As per our report of even date

For Rajeev & Ajay
Firm registration No : 009977N
Chartered Accountants

Ajay Kumar Sachdeva
Partner
Membership No. : 084302



For and on behalf of the Board of Directors of
MAHONIA ESTATE PRIVATE LIMITED

Gaurav Dutta
Director
DIN-08657459

Anil Kumar Beniwal
Director
DIN-08129129

Place : New Delhi
Date : 26 May 2022

MANSAROVAR PROJECTS PRIVATE LIMITED
BALANCE SHEET AS AT 31 MARCH 2022
(Amount in rupees hundred, unless otherwise stated)

ASSETS

Current assets

Inventories
Financial assets
Cash and cash equivalents

Total Assets

EQUITY AND LIABILITIES

Equity

Equity share capital
Other equity
Total equity

LIABILITIES

Current liabilities

Financial liabilities
Trade payables
-total outstanding dues of micro and small enterprises
-total outstanding dues other than micro and small enterprises
Other current liabilities
Total liabilities

Total Equity and Liabilities

Summary of significant accounting policies

The accompanying notes are an integral part of the financial statements.

As per our report of even date

For NAVRATN & CO LLP

Firm Reg. No.: N500107
Chartered Accountants

Nitish Mittal
Nitish Mittal

Partner

Membership No.: 095371



Notes	As at 31 March 2022	As at 31 March 2021
4	11,56,745.10	11,56,745.10
5	210.37	216.86
	11,56,955.47	11,56,961.96
6	10,000.00	10,000.00
7	(4,478.81)	(4,360.88)
	5,521.19	5,639.12
8	-	-
	59.00	59.00
9	11,51,375.28	11,51,263.84
	11,51,434.28	11,51,322.84
	11,56,955.47	11,56,961.96

3

For and on behalf of the Board of Directors of
MANSAROVAR PROJECTS PRIVATE LIMITED

Dhiraj Kumar Singh
Dhiraj Kumar Singh
Director
DIN-08375395

Manish Kumar
Manish Kumar
Director
DIN-08376582

Place : Gurugram
Date : 26 May 2022

MANSAROVAR PROJECTS PRIVATE LIMITED
STATEMENT OF PROFIT AND LOSS FOR THE YEAR ENDED 31 MARCH 2022
(Amount in rupees hundred, unless otherwise stated)

Particulars	Notes	31 March 2022	31 March 2021
Revenue from operations		-	-
Total Income (I)		-	-
EXPENSES			
Finance costs	10	6.49	12.57
Other expenses	11	111.44	122.67
Total Expenses (II)		117.93	135.24
(Loss) before tax from continuing operations (I-II)		(117.93)	(135.24)
Tax expense:			
Current tax		-	-
(Loss) for the year from continuing operations		(117.93)	(135.24)
Other comprehensive income		-	-
Total other comprehensive income for the year, net of tax		-	-
Total comprehensive (loss) for the year, net of tax		(117.93)	(135.24)
Earnings per equity share:	12		
(1) Basic		(0.12)	(0.14)
(2) Diluted		(0.12)	(0.14)
Summary of significant accounting policies	3		

The accompanying notes are an integral part of the financial statements.

As per our report of even date


For NAVRATN & CO LLP
Firm Reg. No.: N500107
Chartered Accountants



Nitish Mittal
Partner

Membership No.: 095370



For and on behalf of the Board of Directors of
MANSAROVAR PROJECTS PRIVATE LIMITED


Dhiraj Kumar Singh
Director
DIN-08375395


Manish Kumar
Director
DIN-08376582

Place : Gurugram
Date : 26 May 2022

MARKWEL PROMOTERS PRIVATE LIMITED
BALANCE SHEET AS AT 31 MARCH 2022
(Amount in rupees hundred, unless otherwise stated)

	Notes	As at 31 March 2022	As at 31 March 2021
ASSETS			
Current assets			
Inventories	4	14,82,805.86	14,82,805.86
Financial assets			
Cash and cash equivalents	5	213.76	220.25
Total Assets		14,83,019.62	14,83,026.11
EQUITY AND LIABILITIES			
Equity			
Equity share capital	6	10,000.00	10,000.00
Other equity	7	(4,499.18)	(4,393.61)
Total equity		5,500.82	5,606.39
LIABILITIES			
Current liabilities			
Financial liabilities			
Trade payables	8	-	-
-total outstanding dues other than micro and small enterprises		-	-
-total outstanding dues of micro and small enterprises		59.00	59.00
Other current liabilities	9	14,77,459.80	14,77,360.72
Total liabilities		14,77,518.80	14,77,419.72
Total Equity and Liabilities		14,83,019.62	14,83,026.11
Summary of significant accounting policies	3		

The accompanying notes are an integral part of the financial statements.

As per our report of even date

For Rajeev & Ajay
Firm registration No : 009977N
Chartered Accountants

Ajay Kumar Sachdeva
Partner
Membership No. 084302



For and on behalf of the Board of Directors of
MARKWEL PROMOTERS PRIVATE LIMITED

Akshat Maheshwari
Director
DIN-07504909

Rahul Bindle
Director
DIN-02128650

Place : New Delhi
Date : 26 May 2022

MARKWEL PROMOTERS PRIVATE LIMITED
STATEMENT OF PROFIT AND LOSS FOR THE YEAR ENDED 31 MARCH 2022
(Amount in rupees hundred, unless otherwise stated)

Particulars	Notes	31 March 2022	31 March 2021
Revenue from operations		-	-
Total Income (I)		-	-
EXPENSES			
Finance costs	10	6.49	6.49
Other expenses	11	99.08	122.67
Total Expenses (II)		105.57	129.16
Profit/(Loss) before tax from continuing operations (I-II)		(105.57)	(129.16)
Tax expense:			
Current Tax		-	-
Profit/(Loss) for the year from continuing operations		(105.57)	(129.16)
Other Comprehensive Income		-	-
Total other comprehensive income for the year, net of tax		-	-
Total comprehensive income/(loss) for the year, net of tax		(105.57)	(129.16)
Earnings per equity share (computed on the basis of profit/(loss) for the year):	12		
(1) Basic		(0.11)	(0.13)
(2) Diluted		(0.11)	(0.13)

Summary of significant accounting policies 3

The accompanying notes are an integral part of the financial statements.

As per our report of even date

For Rajeev & Ajay
Firm registration No : 009977N
Chartered Accountants

Ajay Kumar Sachdeva
Partner
Membership No. : 084302



For and on behalf of the Board of Directors of
MARKWEL PROMOTERS PRIVATE LIMITED

Akshat Maheshwari
Director
DIN-07504909

Rahul Bindle
Director
DIN-02128650

Place : New Delhi
Date : 26 May 2022

MG COLONIZERS PRIVATE LIMITED
BALANCE SHEET AS AT 31 MARCH 2022
(Amount in rupees hundred, unless otherwise stated)

	Notes	As at 31 March 2022	As at 31 March 2021
ASSETS			
Current assets			
Inventories	4	2,85,670.00	2,85,670.00
Financial assets			
Cash and cash equivalents	5	235.36	245.14
Total Assets		2,85,905.36	2,85,915.14
EQUITY AND LIABILITIES			
Equity			
Equity share capital	6	1,000.00	1,000.00
Other equity	7	(2,153.09)	(1,930.93)
Total equity		(1,153.09)	(930.93)
LIABILITIES			
Current liabilities			
Financial liabilities			
Trade payables	8	-	-
-total outstanding dues of micro and small enterprises		64.90	147.50
-total outstanding dues other than micro and small enterprises	9	2,86,993.55	2,86,698.57
Other current liabilities		2,87,058.45	2,86,846.07
Total liabilities		2,85,905.36	2,85,915.14
Total Equity and Liabilities		2,85,905.36	2,85,915.14

Summary of significant accounting policies

3

The accompanying notes are an integral part of the financial statements.

As per our report of even date

For Rajeev & Ajay
Firm registration No : 009977N
Chartered Accountants


Ajay Kumar Sachdeva
Partner
Membership No. : 084302

Place : New Delhi
Date : 26 May 2022

For and on behalf of the Board of Directors of
MG COLONIZERS PRIVATE LIMITED


Bhupinder Rajjaswant Singh
Director
DIN-06583432


Ovais Ali Khan
Director
DIN-08455167

MG COLONIZERS PRIVATE LIMITED
STATEMENT OF PROFIT AND LOSS FOR THE YEAR ENDED 31 MARCH 2022
(Amount in rupees hundred, unless otherwise stated)

Particulars	Notes	31 March 2022	31 March 2021
Revenue from operations		-	-
Total Income (I)		-	-
EXPENSES			
Finance costs	10	6.67	27.73
Other expenses	11	215.50	91.96
Total Expenses (II)		222.16	119.69
Profit/(Loss) before tax from continuing operations (I-II)		(222.16)	(119.69)
Tax expense:			
Current tax		-	-
Profit/(Loss) for the year from continuing operations		(222.16)	(119.69)
Other Comprehensive Income			
Total other comprehensive income for the year, net of tax		-	-
Total comprehensive income/(loss) for the year, net of tax		(222.16)	(119.69)
Earnings per equity share:	12		
(1) Basic		(2.22)	(1.20)
(2) Diluted		(2.22)	(1.20)

Summary of significant accounting policies

3

The accompanying notes are an integral part of the financial statements.

As per our report of even date

For Rajeev & Ajay
Firm registration No : 009977N
Chartered Accountants

Ajay Kumar Sachdeva
Partner
Membership No. 5084302



For and on behalf of the Board of Directors of
MG COLONIZERS PRIVATE LIMITED

Bhupinder Rajjaswant Singh
Director
DIN-06583432

Ovais Ali Khan
Director
DIN-08455167

Place : New Delhi
Date : 26 May 2022

MILKY WAY REALTORS PRIVATE LIMITED
BALANCE SHEET AS AT 31 MARCH 2022
(Amount in rupees hundred, unless otherwise stated)

ASSETS

Current assets

Inventories	
Financial assets	
Cash and cash equivalents	
Other financial assets	
Other current assets	

Total Assets

EQUITY AND LIABILITIES

Equity

Equity share capital	
Other equity	
Total equity	

LIABILITIES

Current liabilities

Financial liabilities	
Trade payables	
-total outstanding dues of micro and small enterprises	
-total outstanding dues other than micro and small enterprises	
Other current liabilities	
Total liabilities	

Total Equity and Liabilities

Summary of significant accounting policies

The accompanying notes are an integral part of the financial statements.

As per our report of even date

For N A V R A T N & C O L L P

Firm Reg. No.: N500107

Chartered Accountants

N. Mittal
Nitish Mittal
Partner

Membership No.: 095371



Notes	As at 31 March 2022	As at 31 March 2021
4	74,79,103.60	83,22,607.75
5	500.74	456.09
6	2,14,866.11	-
7	70.00	-
	76,94,540.45	83,23,063.84
8	1,000.00	1,000.00
9	(13,31,922.63)	(13,26,339.01)
	(13,30,922.63)	(13,25,339.01)
10	-	-
	5,559.00	2,459.00
11	90,19,904.08	96,45,943.85
	90,25,463.08	96,48,402.85
	76,94,540.45	83,23,063.84

3

For and on behalf of the Board of Directors of
MILKY WAY REALTORS PRIVATE LIMITED

M. Aswini
Meda Aswini
Director
DIN-08394637

S. Kumar Goyal
Satish Kumar Goyal
Director
DIN-06520570

Place : Gurugram
Date : 26 May 2022

MILKY WAY REALTORS PRIVATE LIMITED
STATEMENT OF PROFIT AND LOSS FOR THE YEAR ENDED 31 MARCH 2022
(Amount in rupees hundred, unless otherwise stated)

Particulars	Notes	31 March 2022	31 March 2021
Revenue from operations		-	-
Total Income (I)		-	-
EXPENSES			
Finance costs	12	6.54	6.49
Other expenses	13	5,577.08	5,512.66
Total Expenses (II)		5,583.62	5,519.15
(Loss) before tax from continuing operations (I-II)		(5,583.62)	(5,519.15)
Tax expense:			
Current tax		-	-
(Loss) for the year from continuing operations		(5,583.62)	(5,519.15)
Other comprehensive income		-	-
Total other comprehensive income for the year, net of tax		-	-
Total comprehensive (loss) for the year, net of tax		(5,583.62)	(5,519.15)
Earnings per equity share:	14		
(1) Basic		(55.84)	(55.19)
(2) Diluted		(55.84)	(55.19)

Summary of significant accounting policies

3

The accompanying notes are an integral part of the financial statements.

As per our report of even date

For **NAV RATN & CO LLP**
Firm Reg. No.: N500107
Chartered Accountants

Nitish Mittal
Partner
Membership No.: 095371



For and on behalf of the Board of Directors of
MILKY WAY REALTORS PRIVATE LIMITED

Meda Aswini
Director
DIN-08394637

Satish Kumar Goyal
Director
DIN-06520570

Place : Gurugram
Date : 26 May 2022

MODULAR ESTATES PRIVATE LIMITED
BALANCE SHEET AS AT 31 MARCH 2022
(Amount in rupees hundred, unless otherwise stated)

ASSETS

Current assets

Financial assets

Cash and cash equivalents

Other financial assets

Total Assets

EQUITY AND LIABILITIES

Equity

Equity share capital

Other equity

Total equity

LIABILITIES

Current liabilities

Financial liabilities

Trade payables

-total outstanding dues of micro and small enterprises

-total outstanding dues other than micro and small enterprises

Total liabilities

Total Equity and Liabilities

Summary of significant accounting policies

The accompanying notes are an integral part of the financial statements.

As per our report of even date

For Rajeev & Ajay

Firm registration No : 000977N

Chartered Accountants

Ajay Kumar Sachdeva

Partner

Membership No. : 084402



Notes	As at 31 March 2022	As at 31 March 2021
4	235.54	242.03
5	6,877.46	6,948.82
	7,113.00	7,190.85
6	10,000.00	10,000.00
7	(2,946.00)	(2,868.15)
	7,054.00	7,131.85
8	-	-
	59.00	59.00
	59.00	59.00
	7,113.00	7,190.85

3

For and on behalf of the Board of Directors of
MODULAR ESTATES PRIVATE LIMITED

Shaji Kumar Sasidharan

Director

DIN-07119343

Mayank Sharma

Director

DIN-08129100

Place : New Delhi

Date : 26 May 2022

MODULAR ESTATES PRIVATE LIMITED
STATEMENT OF PROFIT AND LOSS FOR THE YEAR ENDED 31 MARCH 2022
(Amount in rupees hundred, unless otherwise stated)

Particulars	Notes	31 March 2022	31 March 2021
Revenue from operations		-	-
Total Income (I)		-	-
EXPENSES			
Finance costs	9	6.49	6.49
Other expenses	10	71.36	71.36
Total Expenses (II)		77.85	77.85
Profit/(Loss) before tax from continuing operations (I-II)		(77.85)	(77.85)
Tax expense:			
Current tax		-	-
Profit/(Loss) for the year from continuing operations		(77.85)	(77.85)
Other comprehensive income		-	-
Total other comprehensive income for the year, net of tax		-	-
Total comprehensive (loss) for the year, net of tax		(77.85)	(77.85)
Earnings per equity share:	11		
(1) Basic		(0.08)	(0.08)
(2) Diluted		(0.08)	(0.08)

Summary of significant accounting policies

3

The accompanying notes are an integral part of the financial statements.

As per our report of even date

For Rajeev & Ajay

Firm registration No : 009971

Chartered Accountants

Ajay Kumar Sachdeva

Partner

Membership No. : 084302



For and on behalf of the Board of Directors of
MODULAR ESTATES PRIVATE LIMITED

Shaji Kumar Sasidharan

Director

DIN-07119343

Mayank Sharma

Director

DIN-08129100

Place : New Delhi

Date : 26 May 2022

MONARCH BUILDCON PRIVATE LIMITED
BALANCE SHEET AS AT 31 MARCH 2022
(Amount in rupees hundred, unless otherwise stated)

ASSETS

Current assets

Inventories	
Financial assets	
Cash and cash equivalents	
Other financial assets	
Current tax assets (net)	

Total Assets

EQUITY AND LIABILITIES

Equity

Equity share capital	
Other equity	
Total equity	

LIABILITIES

Current liabilities

Financial liabilities	
Trade payables	
-total outstanding dues of micro and small enterprises	
-total outstanding dues other than micro and small enterprises	
Other current liabilities	
Total liabilities	

Total Equity and Liabilities

Summary of significant accounting policies

The accompanying notes are an integral part of the financial statements.

As per our report of even date

For **NAV RATN & CO LLP**

Firm Reg. No.: N500107

Chartered Accountants

Nitish Mittal

Partner

Membership No.: 095371



Place : Gurugram

Date : 26 May 2022

Notes	As at	As at
	31 March 2022	31 March 2021
4	11,39,412.82	11,39,412.82
5	419.63	220.14
6	58,220.21	58,220.21
7	5,345.77	5,211.77
	12,03,398.43	12,03,064.94
8	1,000.00	1,000.00
9	(4,491.78)	(4,383.97)
	(3,491.78)	(3,383.97)
10	-	-
	59.00	59.00
11	12,06,831.21	12,06,389.91
	12,06,890.21	12,06,448.91
	12,03,398.43	12,03,064.94

3

For and on behalf of the Board of Directors of

MONARCH BUILDCON PRIVATE LIMITED

Mayank Sharma

Director

DIN-08129100

Shaji Kumar Sasidharan

Director

DIN-07119343

MONARCH BUILDCON PRIVATE LIMITED
STATEMENT OF PROFIT AND LOSS FOR THE YEAR ENDED 31 MARCH 2022
(Amount in rupees hundred, unless otherwise stated)

Particulars	Notes	31 March 2022	31 March 2021
Other income	12	1,339.98	-
Total Income		1,339.98	-
EXPENSES			
Finance costs	13	6.49	6.50
Other expenses	14	1,441.30	118.66
Total Expenses		1,447.79	125.16
Profit/ (Loss) before tax from continuing operations		(107.81)	(125.16)
Tax expense:			
Current tax		-	-
Profit/ (Loss) for the year from continuing operations		(107.81)	(125.16)
Other comprehensive income		-	-
Total other comprehensive income for the year, net of tax		-	-
Total comprehensive income/ (loss) for the year, net of tax		(107.81)	(125.16)
Earnings per equity share:	15		
(1) Basic		(1.08)	(1.25)
(2) Diluted		(1.08)	(1.25)

Summary of significant accounting policies

3

The accompanying notes are an integral part of the financial statements.

As per our report of even date

For N A V R A T N & CO LLP

Firm Reg. No.: N500107

Chartered Accountants



Nitish Mittal

Partner

Membership No.: 095371



For and on behalf of the Board of Directors of
MONARCH BUILDCON PRIVATE LIMITED



Mayank Sharma

Director

DIN-08129100



Shaji Kumar Sasidharan

Director

DIN-07119343

Place : Gurugram

Date : 26 May 2022

MONGA PROPERTIES PRIVATE LIMITED
BALANCE SHEET AS AT 31 MARCH 2022
(Amount in rupees hundred, unless otherwise stated)

	Notes	As at 31 March 2022	As at 31 March 2021
ASSETS			
Current assets			
Inventories	4	4,76,276.99	4,79,156.70
Financial assets			
Cash and cash equivalents	5	648.76	237.11
Other financial assets	6	1,01,124.89	1,01,124.89
Other current assets	7	-	-
Total Assets		5,78,050.64	5,80,518.70
EQUITY AND LIABILITIES			
Equity			
Equity share capital	8	1,000.00	1,000.00
Other equity	9	(4,109.26)	(4,316.88)
Total equity		(3,109.26)	(3,316.88)
LIABILITIES			
Current liabilities			
Financial liabilities			
Trade payables	10	-	-
-total outstanding dues of micro and small enterprises		59.00	59.00
-total outstanding dues other than micro and small enterprises	11	5,80,998.30	5,83,627.11
Other current liabilities	12	102.60	149.47
Current tax liabilities (net)			
Total liabilities		5,81,159.90	5,83,835.58
Total Equity and Liabilities		5,78,050.64	5,80,518.70

Summary of significant accounting policies

3

The accompanying notes are an integral part of the financial statements.

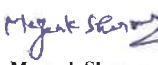
As per our report of even date


For NAVRATN & CO LLP
Firm Reg. No.: N500107
Chartered Accountants


Nitish Mittal
Partner
Membership No.: 095371



For and on behalf of the Board of Directors of
MONGA PROPERTIES PRIVATE LIMITED


Mayank Sharma
Director
DIN-08129100


Shaji Kumar Sasidharan
Director
DIN-07119343

Place : Gurugram
Date : 26 May 2022

MONGA PROPERTIES PRIVATE LIMITED
STATEMENT OF PROFIT AND LOSS FOR THE YEAR ENDED 31 MARCH 2022
(Amount in rupees hundred, unless otherwise stated)

Particulars	Notes	31 March 2022	31 March 2021
Revenue from operations	13	4.26	-
Other income	14	381.00	508.13
Total Income		385.26	508.13
EXPENSES			
Finance costs	15	6.49	6.49
Other expenses	16	101.32	95.06
Total Expenses		107.81	101.55
Profit/(loss) before tax from continuing operations		277.45	406.58
Tax expense:			
Current tax		69.83	102.33
Profit/(loss) for the year from continuing operations		207.62	304.25
Other comprehensive income		-	-
Total other comprehensive income for the year, net of tax		-	-
Total comprehensive income/(loss) for the year, net of tax		207.62	304.25
Earnings per equity share:	17		
(1) Basic		2.08	3.04
(2) Diluted		2.08	3.04

Summary of significant accounting policies

3

The accompanying notes are an integral part of the financial statements.


As per our report of even date


For **NAV RATN & CO LLP**
Firm Reg. No.: N500107
Chartered Accountants


Nitish Mittal
Partner
Membership No.: 095371



For and on behalf of the Board of Directors of
MONGA PROPERTIES PRIVATE LIMITED


Mayank Sharma
Director
DIN-08129100


Shaji Kumar Sasidharan
Director
DIN-07119343

Place : Gurugram
Date : 26 May 2022

NAAM PROMOTERS PRIVATE LIMITED
BALANCE SHEET AS AT 31 MARCH 2022
(Amount in rupees hundred, unless otherwise stated)

	Notes	As at 31 March 2022	As at 31 March 2021
ASSETS			
Current assets			
Financial assets			
Cash and cash equivalents	4	310.80	243.17
Total Assets		310.80	243.17
EQUITY AND LIABILITIES			
Equity			
Equity share capital	5	1,500.00	1,500.00
Other equity	6	(10,203.96)	(7,702.08)
Total equity		(8,703.96)	(6,202.08)
LIABILITIES			
Current liabilities			
Financial liabilities			
Trade payables	7	-	-
-total outstanding dues of micro and small enterprises		-	-
-total outstanding dues other than micro and small enterprises		59.00	59.00
Other current liabilities	8	8,955.76	6,386.26
Current tax liabilities (net)	9	-	-
Total liabilities		9,014.76	6,445.26
Total Equity and Liabilities		310.80	243.17
Summary of significant accounting policies	3		

The accompanying notes are an integral part of the financial statements.

As per our report of even date


For **NAV R A T N & CO LLP**
Firm Reg. No.: N500107
Chartered Accountants


Nitish Mittal
Partner

Membership No.: 095377



For and on behalf of the Board of Directors of
NAAM PROMOTERS PRIVATE LIMITED


Bijay Kumar Panda
Director
DIN- 08503814


Meda Aswini
Director
DIN-08394637

Place : Gurugram
Date : 26 May 2022

NAAM PROMOTERS PRIVATE LIMITED
STATEMENT OF PROFIT AND LOSS FOR THE YEAR ENDED 31 MARCH 2022
(Amount in rupees hundred, unless otherwise stated)

Particulars	Notes	31 March 2022	31 March 2021
Revenue from operations	10	271.93	27.80
Total Income		271.93	27.80
EXPENSES			
Finance costs	11	7.38	7.31
Other expenses	12	2,766.44	2,773.53
Total Expenses		2,773.81	2,780.83
(Loss) before tax from continuing operations		(2,501.88)	(2,753.03)
Tax expense:			
Current tax		-	-
(Loss) for the year from continuing operations		(2,501.88)	(2,753.03)
Other comprehensive income		-	-
Total other comprehensive income for the year, net of tax		-	-
Total comprehensive income/(loss) for the year, net of tax		(2,501.88)	(2,753.03)
Earnings per equity share:	13		
(1) Basic		(16.68)	(18.35)
(2) Diluted		(16.68)	(18.35)

Summary of significant accounting policies

3

The accompanying notes are an integral part of the financial statements.

As per our report of even date

For N A V R A T N & CO LLP
Firm Reg. No.: N500107
Chartered Accountants

Nitish Mittal
Partner
Membership No.: 095371



For and on behalf of the Board of Directors of
NAAM PROMOTERS PRIVATE LIMITED

Bijay Kumar Panda
Director
DIN- 08503814

Meda Aswini
Director
DIN-08394637

Place : Gurugram
Date : 26 May 2022

NANDITA PROMOTERS PRIVATE LIMITED
BALANCE SHEET AS AT 31 MARCH 2022
(Amount in rupees hundred, unless otherwise stated)

ASSETS

Current assets

Financial assets
Cash and cash equivalents

Total Assets

EQUITY AND LIABILITIES

Equity

Equity share capital
Other equity
Total equity

LIABILITIES

Current liabilities

Financial liabilities
Trade payables
-total outstanding dues of micro and small enterprises
-total outstanding dues other than micro and small enterprises
Other current liabilities
Total liabilities

Total Equity and Liabilities

Summary of significant accounting policies

The accompanying notes are an integral part of the financial statements.

As per our report of even date

For Rajeev & Ajay

Firm registration No : 000927/A
Chartered Accountants

Ajay Kumar Sachdeva
Partner
Membership No. : 084302



Notes	As at	
	31 March 2022	31 March 2021
4	241.94	248.43
	241.94	248.43
	241.94	248.43
5	10,000.00	10,000.00
6	(10,519.42)	(10,413.85)
	(519.42)	(413.85)
7	-	-
	59.00	59.00
8	702.36	603.28
	761.36	662.28
	241.94	248.43
3		

For and on behalf of the Board of Directors of
NANDITA PROMOTERS PRIVATE LIMITED

Seema Shekhar
Director
DIN-08376730

Arun Kumar
Director
DIN-08657473

Place : New Delhi
Date : 26 May 2022

NANDITA PROMOTERS PRIVATE LIMITED
STATEMENT OF PROFIT AND LOSS FOR THE YEAR ENDED 31 MARCH 2022
(Amount in rupees hundred, unless otherwise stated)

Particulars	Notes	31 March 2022	31 March 2021
Revenue from operations		-	-
Total Income (I)		-	-
EXPENSES			
Finance costs	9	6.49	6.49
Other expenses	10	99.08	99.06
Total Expenses (II)		105.57	105.55
Profit/(Loss) before tax from continuing operations (I-II)		(105.57)	(105.55)
Tax expense:			
Current tax		-	-
Profit/(Loss) for the year from continuing operations		(105.57)	(105.55)
Other comprehensive income		-	-
Total other comprehensive income for the year, net of tax		-	-
Total comprehensive (loss) for the year, net of tax		(105.57)	(105.55)
Earnings per equity share:	11		
(1) Basic		(0.11)	(0.11)
(2) Diluted		(0.11)	(0.11)

Summary of significant accounting policies

3

The accompanying notes are an integral part of the financial statements.

As per our report of even date

For Rajeev & Ajay

Firm registration No : 009977N
Chartered Accountants

Ajay Kumar Sachdeva
Partner
Membership No. : 084302



For and on behalf of the Board of Directors of
NANDITA PROMOTERS PRIVATE LIMITED

Seema Shekhar
Director
DIN-08376730

Arun Kumar
Director
DIN-08657473

Place : New Delhi
Date : 26 May 2022

NAVRATTAN BUILDCON PRIVATE LIMITED
BALANCE SHEET AS AT 31 MARCH 2022
(Amount in rupees hundred, unless otherwise stated)

	Notes	As at 31 March 2022	As at 31 March 2021
ASSETS			
Current assets			
Inventories	4	11,97,080.55	11,97,080.55
Financial assets			
Cash and cash equivalents	5	267.15	216.64
Total Assets		11,97,347.70	11,97,297.19
EQUITY AND LIABILITIES			
Equity			
Equity share capital	6	10,000.00	10,000.00
Other equity	7	(4,788.56)	(4,678.87)
Total equity		5,211.44	5,321.13
LIABILITIES			
Current liabilities			
Financial liabilities			
Trade payables	8	-	-
-total outstanding dues of micro and small enterprises		59.00	59.00
-total outstanding dues other than micro and small enterprises			
Other current liabilities	9	11,92,077.26	11,91,917.06
Total liabilities		11,92,136.26	11,91,976.06
Total Equity and Liabilities		11,97,347.70	11,97,297.19

Summary of significant accounting policies

3

The accompanying notes are an integral part of the financial statements.

As per our report of even date

For Rajeev & Ajay
Firm registration No : 009977N
Chartered Accountants

Ajay Kumar Sachdeva
Partner
Membership No. : 684402



For and on behalf of the Board of Directors of
NAVRATTAN BUILDCON PRIVATE LIMITED

Shaji Kumar Sasidharan
Director
DIN-07119343

Mayank Sharma
Director
DIN-08129100

Place : New Delhi
Date : 26 May 2022

NAVRATTAN BUILDCON PRIVATE LIMITED
STATEMENT OF PROFIT AND LOSS FOR THE YEAR ENDED 31 MARCH 2022
(Amount in rupees hundred, unless otherwise stated)

Particulars	Notes	31 March 2022	31 March 2021
Revenue from operations		-	-
Total Income (I)		-	-
EXPENSES			
Finance costs	10	6.49	6.49
Other expenses	11	103.20	122.67
Total Expenses (II)		109.69	129.16
Profit/(Loss) before tax from continuing operations (I-II)		(109.69)	(129.16)
Tax expense:			
Current tax		-	-
Profit/(Loss) for the year from continuing operations		(109.69)	(129.16)
Other comprehensive income		-	-
Total other comprehensive income for the year, net of tax		-	-
Total comprehensive (loss) for the year, net of tax		(109.69)	(129.16)
Earnings per equity share:	12		
(1) Basic		(0.11)	(0.13)
(2) Diluted		(0.11)	(0.13)

Summary of significant accounting policies

3

The accompanying notes are an integral part of the financial statements.

As per our report of even date

For Rajeev & Ajay
Firm registration No : 009977N
Chartered Accountants

Ajay Kumar Sachdeva
Partner
Membership No : 084302



For and on behalf of the Board of Directors of
NAVRATTAN BUILDCON PRIVATE LIMITED

Shaji Kumar Sasidharan
Director
DIN-07119343

Mayank Sharma
Director
DIN-08129100

Place : New Delhi
Date : 26 May 2022

NAYAS PROJECTS PRIVATE LIMITED
BALANCE SHEET AS AT 31 MARCH 2022
(Amount in rupees hundred, unless otherwise stated)

	Notes	31 March 2022	31 March 2021
ASSETS			
Current assets			
Inventories	4	6,65,824.19	6,65,824.19
Financial assets			
Cash and cash equivalents	5	290.95	209.77
Other current assets	6	1,13,177.58	2,83,177.58
Total assets		7,79,292.71	9,49,211.54
EQUITY AND LIABILITIES			
Equity			
Equity share capital	7	1,000.00	1,000.00
Other equity	8	(4,04,873.11)	(4,04,769.06)
Total equity		(4,03,873.11)	(4,03,769.06)
LIABILITIES			
Current liabilities			
Financial liabilities			
Trade payables	9	-	-
-total outstanding dues of micro and small enterprises		-	-
-total outstanding dues other than micro and small enterprises		3,274.41	9,226.54
Other current liabilities	10	11,79,891.41	13,43,754.06
Total liabilities		11,83,165.82	13,52,980.60
Total equity and liabilities		7,79,292.71	9,49,211.54
Summary of significant accounting policies	3		

The accompanying notes are an integral part of the financial statements.

As per our report of even date

For **NAV R A T N & CO LLP**
Firm Reg. No.: N500107
Chartered Accountants

Nitesh Mittal
Partner

Membership No.: 09537



For and on behalf of the Board of Directors of
NAYAS PROJECTS PRIVATE LIMITED

Mayank Sharma
Director
DIN-08129100

Shaji Kumar Sasidharan
Director
DIN-07119343

Place : Gurugram
Date : 26 May 2022

NAYAS PROJECTS PRIVATE LIMITED
STATEMENT OF PROFIT AND LOSS FOR THE YEAR ENDED 31 MARCH 2022
(Amount in rupees hundred, unless otherwise stated)

Particulars	Notes	31 March 2022	31 March 2021
Revenue From Operations	11	14.06	-
Total Income		14.06	-
EXPENSES			
Finance costs	12	6.67	6.67
Other expenses	13	111.44	6,876.07
Total Expenses		118.11	6,882.74
Profit/(Loss) before tax		(104.05)	(6,882.74)
Tax expense:			
Current tax		-	-
Profit/(Loss) for the year		(104.05)	(6,882.74)
Other comprehensive income		-	-
Total other comprehensive income for the year, net of tax		-	-
Total comprehensive income/(loss) for the year, net of tax		(104.05)	(6,882.74)
Earnings per equity share:	14		
Basic (Rs.)		(1.04)	(68.83)
Diluted (Rs.)		(1.04)	(68.83)

Summary of significant accounting policies 3

The accompanying notes are an integral part of the financial statements.


As per our report of even date

For **NAV RATN & CO LLP**
Firm Reg. No.: N500107
Chartered Accountants


Nitish Mittal
Partner
Membership No.: 095371



For and on behalf of the Board of Directors of
NAYAS PROJECTS PRIVATE LIMITED


Mayank Sharma
Director
DIN-08129100


Shaji Kumar Sasidhar
Director
DIN-07119343

Place : Gurugram
Date : 26 May 2022

NETTLE PROPBUILD PRIVATE LIMITED
BALANCE SHEET AS AT 31 MARCH 2022
(Amount in rupees hundred, unless otherwise stated)

	Notes	As at 31 March 2022	As at 31 March 2021
ASSETS			
Current assets			
Inventories	4	3,16,630.07	3,16,630.07
Financial assets			
Cash and cash equivalents	5	222.76	229.25
Other financial assets	6	2,802.31	2,802.31
Total Assets		3,19,655.14	3,19,661.63
EQUITY AND LIABILITIES			
Equity			
Equity share capital	7	1,000.00	1,000.00
Other equity	8	(3,076.69)	(2,972.00)
Total equity		(2,076.69)	(1,972.00)
LIABILITIES			
Current liabilities			
Financial liabilities			
Trade payables	9	-	-
-total outstanding dues of micro and small enterprises		-	-
-total outstanding dues other than micro and small enterprises		59.00	59.00
Other current liabilities	10	3,21,672.83	3,21,574.63
Total liabilities		3,21,731.83	3,21,633.63
Total Equity and Liabilities		3,19,655.14	3,19,661.63

Summary of significant accounting policies

3

The accompanying notes are an integral part of the financial statements.

As per our report of even date

For Rajeev & Ajay

Firm registration No : 00987741
Chartered Accountants

Ajay Kumar Sachdeva

Partner

Membership No. : 084302



For and on behalf of the Board of Directors of
NETTLE PROPBUILD PRIVATE LIMITED

Mayank Sharma

Director

DIN-08129100

Shaji Kumar Sasidharan

Director

DIN-07119343

Place : New Delhi

Date : 26 May 2022

NETTLE PROPBUILD PRIVATE LIMITED
STATEMENT OF PROFIT AND LOSS FOR THE YEAR ENDED 31 MARCH 2022
(Amount in rupees hundred, unless otherwise stated)

Particulars	Notes	31 March 2022	31 March 2021
Revenue from operations		-	-
Total Income (I)		-	-
EXPENSES			
Finance costs	11	6.49	6.49
Other expenses	12	98.20	118.67
Total Expenses (II)		104.69	125.16
Profit/(Loss) before tax from continuing operations (I-II)		(104.69)	(125.16)
Tax expense:			
Current tax		-	-
Profit/(Loss) for the year from continuing operations		(104.69)	(125.16)
Other comprehensive income		-	-
Total other comprehensive income for the year, net of tax		-	-
Total comprehensive income/(loss) for the year, net of tax		(104.69)	(125.16)
Earnings per equity share:	13		
(1) Basic		(1.05)	(1.25)
(2) Diluted		(1.05)	(1.25)

Summary of significant accounting policies

3

The accompanying notes are an integral part of the financial statements.

As per our report of even date

For Rajeev & Ajay

Firm registration No. 909977N

Chartered Accountants

Ajay Kumar Sachdeva

Partner

Membership No. : 084302

For and on behalf of the Board of Directors of

NETTLE PROPBUILD PRIVATE LIMITED

Mayank Sharma

Director

DIN-08129100

Shaji Kumar Sasidharan

Director

DIN-07119343

Place : New Delhi

Date : 26 May 2022

NEWT PROPBUILD PRIVATE LIMITED
BALANCE SHEET AS AT 31 MARCH 2022
(Amount in rupees hundred, unless otherwise stated)

	Notes	As at 31 March 2022	As at 31 March 2021
ASSETS			
Current assets			
Inventories	4	1,87,257.28	2,26,959.86
Financial assets			
Cash and cash equivalents	5	233.44	239.78
Other financial assets	6	10,011.17	10,011.17
Total Assets		1,97,501.89	2,37,210.81
EQUITY AND LIABILITIES			
Equity			
Equity share capital	7	1,000.00	1,000.00
Other equity	8	(3,063.62)	(2,992.39)
Total equity		(2,063.62)	(1,992.39)
LIABILITIES			
Current liabilities			
Financial liabilities			
Trade payables	9	-	-
-total outstanding dues of micro and small enterprises		59.00	59.00
-total outstanding dues other than micro and small enterprises	10	1,99,506.51	2,39,144.20
Other current liabilities			
Total liabilities		1,99,565.51	2,39,203.20
Total Equity and Liabilities		1,97,501.89	2,37,210.81

Summary of significant accounting policies

3

The accompanying notes are an integral part of the financial statements.

As per our report of even date

For Rajeev & Ajay


Firm registration No. 009977N
Chartered Accountants

Ajay Kumar Sachdeva
Partner
Membership No. : 084302



For and on behalf of the Board of Directors of
NEWT PROPBUILD PRIVATE LIMITED


Shaji Kumar Sasidharan
Director
DIN-07119343


Mayank Sharma
Director
DIN-8129100

Place : New Delhi
Date : 26 May 2022

NEWT PROPBUILD PRIVATE LIMITED
STATEMENT OF PROFIT AND LOSS FOR THE YEAR ENDED 31 MARCH 2022
(Amount in rupees hundred, unless otherwise stated)

Particulars	Notes	31 March 2022	31 March 2021
INCOME			
Revenue from operations	11	30.38	-
Total Income (I)		30.38	-
EXPENSES			
Finance costs	12	6.53	6.52
Other expenses	13	95.08	118.67
Total Expenses (II)		101.61	125.19
Profit/(Loss) before tax from continuing operations (I-II)		(71.23)	(125.19)
Tax expense:			
Current tax		-	-
Profit/(Loss) for the year from continuing operations		(71.23)	(125.19)
Other comprehensive income		-	-
Total other comprehensive income for the year, net of tax		-	-
Total comprehensive (loss) for the year, net of tax		(71.23)	(125.19)
Earnings per equity share:	14		
(1) Basic		(0.71)	(1.25)
(2) Diluted		(0.71)	(1.25)

Summary of significant accounting policies

3

The accompanying notes are an integral part of the financial statements.

As per our report of even date

For Rajeev & Ajay

Firm registration No : 00997784
Chartered Accountants

Ajay Kumar Sachdeva
Partner
Membership No. : 084302



For and on behalf of the Board of Directors of
NEWT PROPBUILD PRIVATE LIMITED

Shaji Kumar Sasidharan
Director
DIN-07119343

Mayank Sharma
Director
DIN-8129100

Place : New Delhi
Date : 26 May 2022

NIPPER PROPBUILD PRIVATE LIMITED
BALANCE SHEET AS AT 31 MARCH 2022
(Amount in rupees hundred unless otherwise stated)

	Notes	As at 31 March	As at 31 March 2021
ASSETS			
Current assets			
Inventories	4	4,71,163.35	4,71,163.35
Financial assets			
Cash and cash equivalents	5	272.20	219.89
Other financial assets	6	65,247.97	65,247.97
Current tax assets (net)	7	3,092.28	2,948.19
Total Assets		5,39,775.80	5,39,579.40
EQUITY AND LIABILITIES			
Equity			
Equity share capital	8	1,000.00	1,000.00
Other equity	9	(2,324.30)	(2,626.70)
Total equity		(1,324.30)	(1,626.70)
LIABILITIES			
Current liabilities			
Financial liabilities			
Trade payables	10	-	-
-total outstanding dues of micro and small enterprises		-	-
-total outstanding dues other than micro and small enterprises		59.00	59.00
Other current liabilities	11	5,41,041.10	5,41,147.10
Total liabilities		5,41,100.10	5,41,206.10
Total Equity and Liabilities		5,39,775.80	5,39,579.40

Summary of significant accounting policies 3

The accompanying notes are an integral part of the financial statements.

As per our report of even date

For Rajeev & Ajay
Firm registration No. 009977N
Chartered Accountants

Ajay Kumar Sachdeva
Partner
Membership No. 084302



For and on behalf of the Board of Directors of
NIPPER PROPBUILD PRIVATE LIMITED

Lalan Prasad Singh
Director
DIN-08129091

Vijay Garg
Director
DIN-08129147

Place : New Delhi
Date : 26 May 2022

NIPPER PROPBUILD PRIVATE LIMITED
STATEMENT OF PROFIT AND LOSS FOR THE YEAR ENDED 31 MARCH 2022
(Amount in rupees hundred unless otherwise stated)

Particulars	Notes	31 March 2022	31 March 2021
Other Income	12	508.80	593.68
Total Income (I)		508.80	593.68
EXPENSES			
Finance costs	13	6.49	6.50
Other expenses	14	98.20	121.79
Total Expenses (II)		104.69	128.29
(Profit)/Loss before tax from continuing operations (I-II)		404.11	465.39
Tax expense:			
Current Tax		101.71	117.13
(Profit)/Loss for the year from continuing operations		302.40	348.26
Other Comprehensive Income		-	-
Total other comprehensive income for the year, net of tax		-	-
Total comprehensive (Profit)/loss for the year, net of tax		302.40	348.26
Earnings per equity share (computed on the basis of profit/(loss) for the year):	15		
(1) Basic		3.02	3.48
(2) Diluted		3.02	3.48
Summary of significant accounting policies	3		

The accompanying notes are an integral part of the financial statements.

As per our report of even date

For Rajeew & Ajay
Firm registration No. 009973N
Chartered Accountants

Ajay Kumar Sachdeva
Partner
Membership No. : 084302



For and on behalf of the Board of Directors of
NIPPER PROPBUILD PRIVATE LIMITED

Lalan Prasad Singh
Director
DIN-08129091

Vijay Garg
Director
DIN-08129147

Place : New Delhi
Date : 26 May 2022