

ABBEY PROPERTIES PRIVATE LIMITED
BALANCE SHEET AS AT 31 MARCH 2023
(Amount in rupees hundred, unless otherwise stated)

	Notes	As at 31 March 2023	As at 31 March 2022
ASSETS			
Current assets			
Inventories	4	9,45,917.24	9,45,917.24
Financial assets			
Cash and cash equivalents	5	249.87	213.11
Other financial assets	6	50,108.67	50,108.67
Other current assets	7	-	-
Total Assets		9,96,275.78	9,96,239.02
EQUITY AND LIABILITIES			
Equity			
Equity share capital	8	1,000.00	1,000.00
Other equity	9	(4,474.90)	(4,336.10)
Total equity		(3,474.90)	(3,336.10)
LIABILITIES			
Current liabilities			
Financial liabilities			
Trade payables	10	-	-
-total outstanding dues of micro and small enterprises		-	-
-total outstanding dues other than micro and small enterprises		79.00	59.00
Other current liabilities	11	9,99,671.68	9,99,516.12
Total liabilities		9,99,750.68	9,99,575.12
Total Equity and Liabilities		9,96,275.78	9,96,239.02

Summary of significant accounting policies 3

The accompanying notes are an integral part of the financial statements.

For NAVRATN & Co LLP
Firm Reg. No.: N500107
Chartered Accountants


Nitish Mittal
Partner
Membership No.: 095371



For and on behalf of the Board of Directors of
ABBEY PROPERTIES PRIVATE LIMITED

 
Deepak Chandra Thawal Kumar Chand
Director Director
DIN-09815239 DIN-08380333

Place : Gurugram

Date : 26 MAY 2023

ABBEY PROPERTIES PRIVATE LIMITED
STATEMENT OF PROFIT AND LOSS FOR THE YEAR ENDED 31 MARCH 2023
 (Amount in rupees hundred, unless otherwise stated)

Particulars	Notes	31 March 2023	31 March 2022
INCOME			
Revenue from operations		-	-
Total Income (I)		-	-
EXPENSES			
Finance costs	12	3.25	6.49
Other expenses	13	135.56	104.44
Total Expenses (II)		138.81	110.93
Profit/(Loss) before tax from operations (I-II)		(138.81)	(110.93)
Tax expense:			
Current Tax		-	-
Profit/(Loss) for the year from operations		(138.81)	(110.93)
Other Comprehensive Income			
Total other comprehensive income for the year, net of tax		-	-
Total comprehensive income/(loss) for the year, net of tax		(138.81)	(110.93)
Earnings per equity share (computed on the basis of profit/(loss) for the year):	14		
(1) Basic		(1.39)	(1.11)
(2) Diluted		(1.39)	(1.11)
Summary of significant accounting policies	3		

The accompanying notes are an integral part of the financial statements.


For **NAVRAATN & Co LLP**
 Firm Reg. No.: N500107
 Chartered Accountants


 Nishu Mittal
 Partner

Membership No.: 0953



For and on behalf of the Board of Directors of
ABBEY PROPERTIES PRIVATE LIMITED


 Deepak Chandra Thawal
 Director
 DIN-09815239


 Kumar Chand
 Director
 DIN-08380333

Place : Gurugram

Date :

26 MAY 2023

ABBOT BUILDERS PRIVATE LIMITED
BALANCE SHEET AS AT 31 MARCH 2023
 (Amount in rupees hundred, unless otherwise stated)

ASSETS

Current assets

Financial assets

Cash and cash equivalents

Other current assets

Total Assets

EQUITY AND LIABILITIES

Equity

Equity share capital

Other equity

Total equity

LIABILITIES

Current liabilities

Financial liabilities

Trade payables

-total outstanding dues of micro and small enterprises

-total outstanding dues other than micro and small enterprises

Other current liabilities

Total liabilities

Total Equity and Liabilities

Summary of significant accounting policies

The accompanying notes are an integral part of the financial statements.

As per our report of even date

For Rajeev & Ajay

Firm registration No. 00007299

Chartered Accountants

Rajeev Sabharwal

Partner

Membership No.: 084833



Notes	As at	
	31 March 2023	31 March 2022
4	252.86	239.35
5	-	-
	252.86	239.35
6	1,000.00	1,000.00
7	(5,41,529.93)	(5,41,411.47)
	(5,40,529.93)	(5,40,411.47)
8	-	-
	79.00	59.00
9	5,40,703.79	5,40,591.83
	5,40,782.79	5,40,650.83
	252.86	239.35

3

For and on behalf of the Board of Directors of
ABBOT BUILDERS PRIVATE LIMITED


Anjul Sharma
 Director
 DIN-10126870


Kumar Chand
 Director
 DIN-08380333

Place : New Delhi

Date :

26 MAY 2023

ABBOT BUILDERS PRIVATE LIMITED
STATEMENT OF PROFIT AND LOSS FOR THE YEAR ENDED 31 MARCH 2023
 (Amount in rupees hundred, unless otherwise stated)

Particulars	Notes	31 March 2023		31 March 2022	
INCOME					
Revenue from operations		-	-	-	-
Total Income		-	-	-	-
EXPENSES					
Finance costs	10	6.49	6.49	6.49	6.49
Other expenses	11	111.96	95.08	111.96	95.08
Total Expenses		118.45	101.57	118.45	101.57
Loss before tax from continuing operations		(118.45)	(101.57)	(118.45)	(101.57)
Tax expense:					
Current tax		-	-	-	-
Loss for the year from continuing operations		(118.45)	(101.57)	(118.45)	(101.57)
Other comprehensive income		-	-	-	-
Total other comprehensive loss/(loss) for the year, net of tax		-	-	-	-
Total comprehensive income/(loss) for the year, net of tax		(118.45)	(101.57)	(118.45)	(101.57)
Earnings per equity share:					
(1) Basic	12	(1.18)	(1.02)	(1.18)	(1.02)
(2) Diluted		(1.18)	(1.02)	(1.18)	(1.02)
Summary of significant accounting policies	3				

The accompanying notes are an integral part of the financial statements.

As per our report of even date

For Rajeev & Ajay
 Firm registration No. 009977N
 Chartered Accountants

Rajeev Sabharwal
 Partner
 Membership No.: 084833



For and on behalf of the Board of Directors of
ABBOT BUILDERS PRIVATE LIMITED

Anjul Sharma
 Director
 DIN-10126870

Sumit Chandra
 Director
 DIN-08380333

Place : New Delhi
 Date :

26 MAY 2023

ABHINAV PROJECTS PRIVATE LIMITED
BALANCE SHEET AS AT 31 MARCH 2023
(Amount in rupees hundred, unless otherwise stated)

	Notes	As at 31 March 2023	As at 31 March 2022
ASSETS			
Current assets			
Inventories	4	5,83,625.54	5,80,587.95
Financial assets			
Cash and cash equivalents	5	959.02	269.81
Other financial assets	6	70,131.70	75,379.94
Total Assets		6,54,716.26	6,56,237.70
EQUITY AND LIABILITIES			
Equity			
Equity share capital	7	1,000.00	1,000.00
Other equity	8	(7,134.74)	(6,448.99)
Total equity		(6,134.74)	(5,448.99)
LIABILITIES			
Current liabilities			
Financial liabilities			
Trade payables			
-total outstanding dues of micro and small enterprises	9	-	-
-total outstanding dues other than micro and small enterprises		79.00	59.00
Other current liabilities	10	6,60,772.00	6,61,627.69
Total liabilities		6,60,851.00	6,61,686.69
Total Equity and Liabilities		6,54,716.26	6,56,237.70

Summary of significant accounting policies

3

The accompanying notes are an integral part of the financial statements.

As per our report of even date

For N A V R A T N & C O L L P
Firm Reg. No.: N500107
Chartered Accountants


Nitish Mittal
Partner
Membership No.: 095371



Place : Gurugram
Date :

26 MAY 2023

For and on behalf of the Board of Directors of
ABHINAV PROJECTS PRIVATE LIMITED


Saurabh Kumar Blaggan
Director
DIN-10049113


Kumar Chand
Director
DIN-08380333

ABHINAV PROJECTS PRIVATE LIMITED
STATEMENT OF PROFIT AND LOSS FOR THE YEAR ENDED 31 MARCH 2023
(Amount in rupees hundred, unless otherwise stated)

Particulars	Notes	31 March 2023	31 March 2022
Revenue from operations		-	-
Total Income		-	-
EXPENSES			
Finance costs	11	6.49	6.49
Other expenses	12	679.26	894.75
Total Expenses		685.75	901.24
Profit/(Loss) before tax from continuing operations		(685.75)	(901.24)
Tax expense:			
Current tax		-	-
Profit/(Loss) for the year from continuing operations		(685.75)	(901.24)
Other comprehensive income		-	-
Total other comprehensive income for the year, net of tax		-	-
Total comprehensive Profit/(loss) for the year, net of tax		(685.75)	(901.24)
Earnings per equity share:	13		
(1) Basic		(6.86)	(9.01)
(2) Diluted		(6.86)	(9.01)

Summary of significant accounting policies 3

The accompanying notes are an integral part of the financial statements.

As per our report of even date

For **NAV R A T N & CO LLP**
Firm Reg. No.: N500107
Chartered Accountants


Nitish Mittal
Partner
Membership No.: 095371




Place : Gurugram

Date :

26 MAY 2023

For and on behalf of the Board of Directors of
ABHINAV PROJECTS PRIVATE LIMITED


Saurabh Kumar Blaggan
Director
DIN-10049113


Kumar Chand
Director
DIN-08380333

ABYSS PROPERTIES PRIVATE LIMITED
BALANCE SHEET AS AT 31 MARCH 2023
(Amount in rupees hundred, unless otherwise stated)

ASSETS	Notes	31 March 2023	31 March 2022
Current assets			
Inventories	4	13,46,785.53	13,46,785.53
Financial assets			
Cash and cash equivalents	5	251.24	165.27
Total assets		<u>13,47,036.77</u>	<u>13,46,950.80</u>
EQUITY AND LIABILITIES			
Equity			
Equity share capital	6	1,000.00	1,000.00
Other equity	7	(2,196.73)	(2,078.28)
Total equity		<u>(1,196.73)</u>	<u>(1,078.28)</u>
LIABILITIES			
Current liabilities			
Financial liabilities			
Trade payables	8	-	-
-total outstanding dues of micro and small enterprises		79.00	2,443.94
-total outstanding dues other than micro and small enterprises		-	-
Other current liabilities	9	13,48,154.50	13,45,585.14
Total liabilities		<u>13,48,233.50</u>	<u>13,48,029.08</u>
Total equity and liabilities		<u>13,47,036.77</u>	<u>13,46,950.80</u>
Summary of significant accounting policies	3		

The accompanying notes are an integral part of the financial statements.

As per our report of even date

For Sanjay Rastogi & Associates
Firm registration No : 014056N
Chartered Accountants.



CA Sanjay Rastogi
Proprietor

Membership No. : 075033

UDIN No.: 23075033BGQFWZ7429

Place : New Delhi

Date : 26 MAY 2023



For and on behalf of the Board of Directors of
ABYSS PROPERTIES PRIVATE LIMITED



Deepak Chandra Thawal
Director
DIN-09815239



Kumar Chand
Director
DIN-08380333

ABYSS PROPERTIES PRIVATE LIMITED
STATEMENT OF PROFIT AND LOSS FOR THE YEAR ENDED 31 MARCH 2023
(Amount in rupees hundred, unless otherwise stated)

Particulars	Notes	31 March 2023	31 March 2022
INCOME			
Revenue from operations		-	-
Total Income		-	-
EXPENSES			
Finance costs	10	6.49	6.51
Other expenses	11	111.96	98.20
Total Expenses		118.45	104.71
(Loss) before tax from continuing operations		(118.45)	(104.71)
Current tax		-	-
(Loss) for the year from continuing operations		(118.45)	(104.71)
Other comprehensive income		-	-
Total other comprehensive income for the year, net of tax		-	-
Total comprehensive income/(loss) for the year, net of tax		(118.45)	(104.71)
Earnings per equity share:			
Basic (Rs.)	12	(1.18)	(1.05)
Diluted (Rs.)		(1.18)	(1.05)
Summary of significant accounting policies	3		

The accompanying notes are an integral part of the financial statements.

As per our report of even date

For Sanjay Rastogi & Associates
Firm registration No : 014056N
Chartered Accountants



CA Sanjay Rastogi
Proprietor
Membership No. : 075033
UDIN No. : 23075033BGQFWZ7429



For and on behalf of the Board of Directors of
ABYSS PROPERTIES PRIVATE LIMITED


Deepak Chandra Thawal
Director
DIN-09815239


Kumar Chand
Director
DIN-08380333

Place : New Delhi

Date : **26 MAY 2023**

ACCESSION BUILDWELL PRIVATE LIMITED
BALANCE SHEET AS AT 31 MARCH 2023
(Amount in Rupees hundred, unless otherwise stated)

	Notes	As at 31 March 2023	As at 31 March 2022
ASSETS			
Non-current assets			
Financial Assets			
Investments	4	14,60,739.66	14,60,739.66
		14,60,739.66	14,60,739.66
Current assets			
Financial assets			
Cash and cash equivalents	5	1,134.35	355.82
Other current assets	6	120.67	59.00
Current tax assets (net)	7	3,814.20	3,814.20
		5,069.22	4,229.02
Total Assets		14,65,808.88	14,64,968.68
EQUITY AND LIABILITIES			
Equity			
Equity share capital	8	1,120.00	1,120.00
Other equity	9	(75,32,956.44)	(70,87,413.88)
Total equity		(75,31,836.44)	(70,86,293.88)
LIABILITIES			
Current liabilities			
Financial liabilities			
Borrowings	10	72,33,591.63	67,78,954.39
Trade payables	11	-	-
-total outstanding dues of micro and small enterprises		-	-
-total outstanding dues other than micro and small enterprises		79.00	224.20
Other financial liabilities	12	3,99,888.00	3,99,888.00
Other current liabilities	13	13,64,086.69	13,72,195.97
Total liabilities		89,97,645.32	85,51,262.56
Total Equity and Liabilities		14,65,808.88	14,64,968.68

Summary of significant accounting policies

3

The accompanying notes are an integral part of the financial statements.

As per our report of even date

For Rajeev & Ajay

Firm registration No. E/0937/2014

Chartered Accountants

Rajeev Sabharwal

Partner

Membership No. :084833

For and on behalf of the Board of Directors of
ACCESSION BUILDWELL PRIVATE LIMITED

Kumar Chand

Kumar Chand

Director

DIN-08380333

Vikas K. Yadav

Vikas Kumar Yadav

Director

DIN-09753074

Place : New Delhi

Date :

26 MAY 2023

ACCESSION BUILDWELL PRIVATE LIMITED
STATEMENT OF PROFIT AND LOSS FOR THE YEAR ENDED 31 MARCH 2023
(Amount in Rupees hundred, unless otherwise stated)

Particulars	Notes	31 March 2023	31 March 2022
INCOME			
Other income	14	-	149.64
Total Income		-	149.64
EXPENSES			
Finance costs	15	4,44,330.10	4,44,327.85
Other expenses	16	1,212.46	113.20
Total Expenses		4,45,542.56	4,44,441.05
Profit/(Loss) before tax from operations		(4,45,542.56)	(4,44,291.41)
Tax expense:			
Current tax		-	-
Profit/(Loss) for the year from operations		(4,45,542.56)	(4,44,291.41)
Other comprehensive income		-	-
Total other comprehensive income for the year, net of tax		-	-
Total comprehensive income/(loss) for the year, net of tax		(4,45,542.56)	(4,44,291.41)
Earnings per equity share:			
Basic	17	(3,978.06)	(3,966.89)
Diluted		(3,978.06)	(3,966.89)

Summary of significant accounting policies

3

The accompanying notes are an integral part of the financial statements.

As per our report of even date

For Rajeev & Associates
Firm registration No. 100997/2015
Chartered Accountants

Rajeev Sabharwal
Partner
Membership No. :084833



For and on behalf of the Board of Directors of
ACCESSION BUILDWELL PRIVATE LIMITED

Kumar Chand
Kumar Chand
Director
DIN-08380333

Vikas K. Yadav
Vikas Kumar Yadav
Director
DIN-09753074

Place : New Delhi
Date :

26 MAY 2023

ACCORDION BUILDWELL PRIVATE LIMITED
BALANCE SHEET AS AT 31 MARCH 2023
(Amount in rupees hundred, unless otherwise stated)

	Notes	As at	
		31 March 2023	31 March 2022
ASSETS			
Current assets			
Inventories	4	8,97,848.98	11,09,304.76
Financial assets			
Cash and cash equivalents	5	268.27	-
Other financial assets	6	6,950.00	6,950.00
Other current assets	7	163.17	-
Current tax assets (net)	8	-	-
Total Assets		9,05,230.41	11,16,254.76
EQUITY AND LIABILITIES			
Equity			
Equity share capital	9	1,000.00	1,000.00
Other equity	10	(2,51,257.67)	(2,51,565.51)
Total equity		(2,50,257.67)	(2,50,565.51)
LIABILITIES			
Current liabilities			
Financial liabilities			
Trade payables	11	-	-
-total outstanding dues of micro and small enterprises		-	-
-total outstanding dues other than micro and small enterprises		79.00	59.00
Other financial Liabilities	12	-	1,703.56
Other current liabilities	13	11,55,409.09	13,65,057.71
Total liabilities		11,55,488.09	13,66,820.27
Total Equity and Liabilities		9,05,230.41	11,16,254.76

Summary of significant accounting policies

3

The accompanying notes are an integral part of the financial statements.

As per our report of even date

For Rajeev & Ajay
Firm registration No : 009977N
Chartered Accountants



Ajay Kumar Sachdeva
Partner
Member since 1994

For and on behalf of the Board of Directors of
ACCORDION BUILDWELL PRIVATE LIMITED


Ramesh Chandra Khulbe
Director
DIN-07109071


Pravesh Kumar
Director
DIN-08376738

Place : New Delhi

Date :

26 MAY 2023

ACCORDION BUILDWELL PRIVATE LIMITED
STATEMENT OF PROFIT AND LOSS FOR THE YEAR ENDED 31 MARCH 2023
(Amount in rupees hundred, unless otherwise stated)

Particulars	Notes	31 March 2023	31 March 2022
INCOME			
Revenue from operations	14	426.58	-
Total Income		426.58	-
EXPENSES			
Finance costs	15	6.78	6.49
Other expenses	16	111.96	95.08
Total Expenses		118.74	101.57
Profit/(Loss) before tax from continuing operations		307.84	(101.57)
Tax expense:			
Current tax		-	-
Profit/(Loss) for the year from continuing operations		307.84	(101.57)
Other comprehensive income			
Total other comprehensive income for the year, net of tax		-	-
Total comprehensive income/(loss) for the year, net of tax		307.84	(101.57)
Earnings per equity share:			
(1) Basic	17	3.08	(1.02)
(2) Diluted		3.08	(1.02)

Summary of significant accounting policies 3

The accompanying notes are an integral part of the financial statements.

As per our report of even date

For Rajeev & Ajay
Firm registration No. 009977N
Chartered Accountants



Ajay Kumar Sachdeva
Partner
Member

For and on behalf of the Board of Directors of
ACCORDION BUILDWELL PRIVATE LIMITED


Ranesh Chandra Khulbe
Director
DIN-07109071


Pravesh Kumar
Director
DIN-08376738

Place : New Delhi
Date :

26 MAY 2023

Narendra Singh Patwal

ACHATES BUILDCONS PRIVATE LIMITED
BALANCE SHEET AS AT 31 MARCH 2023
(Amount in rupees hundred, unless otherwise stated)

ASSETS

Current assets

Financial assets

Cash and cash equivalents

Other financial assets

Other current assets

Total assets

Notes	31 March 2023	31 March 2022
4	668.81	423.67
5	3,66,107.30	3,66,424.54
6	-	-
	3,66,776.10	3,66,848.21

EQUITY AND LIABILITIES

Equity

Equity share capital

Other equity

Total equity

7	2,000.00	2,000.00
8	3,64,717.10	3,64,789.21
	3,66,717.10	3,66,789.21

LIABILITIES

Current liabilities

Financial liabilities

Trade payables

-total outstanding dues of micro and small enterprises

-total outstanding dues other than micro and small enterprises

Total liabilities

9	-	-
	59.00	59.00
	59.00	59.00

Total equity and liabilities

	3,66,776.10	3,66,848.21
--	--------------------	--------------------

Summary of significant accounting policies

3

The accompanying notes are an integral part of the financial statements.

As per our report of even date

For **NAV RATN & CO LLP**

Firm Reg. No.: N500107

Chartered Accountants



Nishish Mittal

Partner

Membership No.: 095371



For and on behalf of the Board of Directors of
ACHATES BUILDCONS PRIVATE LIMITED



Narendra Singh Patwal

Director

DIN-08129131



Reena Gulati Kharb

Director

DIN-08129092

Place : Gurugram

Date :

26 MAY 2023

ACHATES BUILDCONS PRIVATE LIMITED
STATEMENT OF PROFIT AND LOSS FOR THE YEAR ENDED 31 MARCH 2023
(Amount in rupees hundred, unless otherwise stated)

Particulars	Notes	31 March 2023	31 March 2022
INCOME			
Revenue from operations		-	-
Total Income		-	-
EXPENSES			
Finance costs	10	4.87	6.49
Other expenses	11	67.24	87.84
Total Expenses		72.11	94.33
Profit/(Loss) before tax from continuing operations		(72.11)	(94.33)
Tax expense:			
Current tax		-	-
Profit/(Loss) for the year from continuing operations		(72.11)	(94.33)
Other comprehensive income		-	-
Total other comprehensive income/(loss) for the year, net of tax		-	-
Total comprehensive income/(loss) for the year, net of tax		(72.11)	(94.33)
Earnings per equity share:			
Basic (Rs.)	12	(0.36)	(0.47)
Diluted (Rs.)		(0.36)	(0.47)

Summary of significant accounting policies 3

The accompanying notes are an integral part of the financial statements.

As per our report of even date

For **NAVRATN & CO LLP**
Firm Reg. No.: N500107
Chartered Accountants


Nitish Mittal
Partner
Membership No.: 095371



For and on behalf of the Board of Directors of
ACHATES BUILDCONS PRIVATE LIMITED


Narendra Singh Patwal
Director
DIN-08129131


Reena Gulati Kharb
Director
DIN-08129092

Place : Gurugram
Date :

26 MAY 2023

ACORN BUILDMART PRIVATE LIMITED
BALANCE SHEET AS AT 31 MARCH 2023
(Amount in rupees hundred, unless otherwise stated)

	Notes	As at 31 March 2023	As at 31 March 2022
ASSETS			
Current assets			
Financial assets			
Cash and cash equivalents	4	285.83	9.58
Other current assets	5	3,70,666.56	3,71,033.80
Total Assets		3,70,952.39	3,71,043.38
EQUITY AND LIABILITIES			
Equity			
Equity share capital	6	2,000.00	2,000.00
Other equity	7	3,68,893.39	3,68,984.38
Total equity		3,70,893.39	3,70,984.38
LIABILITIES			
Current liabilities			
Financial liabilities			
Trade payables	8	-	-
-total outstanding dues of micro and small enterprises		-	-
-total outstanding dues other than micro and small enterprises		59.00	59.00
Total liabilities		59.00	59.00
Total Equity and Liabilities		3,70,952.39	3,71,043.38

Summary of significant accounting policies 3

The accompanying notes are an integral part of the financial statements.

As per our report of even date

For NAVRATN & CO LLP
Firm Reg. No.: N500107
Chartered Accountants


Nitish Mittal
Partner
Membership No.: 095371





Place : Gurugram

Date :

26 MAY 2023

For and on behalf of the Board of Directors of
ACORN BUILDMART PRIVATE LIMITED


Kumar Chand
Director
DIN- 08380333


Narendra Singh Patwal
Director
DIN-08129131

ACORN BUILDMART PRIVATE LIMITED
STATEMENT OF PROFIT AND LOSS FOR THE YEAR ENDED 31 MARCH 2023
(Amount in rupees hundred, unless otherwise stated)

Particulars	Notes	31 March 2023	31 March 2022
INCOME			
Revenue from operations		-	-
Total Income (I)		-	-
EXPENSES			
Finance costs	9	23.75	34.81
Other expenses	10	67.24	99.98
Total Expenses (II)		90.99	134.79
(Loss) before tax from continuing operations (I-II)		(90.99)	(134.79)
Tax expense:			
Current Tax		-	-
(Loss) for the year from continuing operations		(90.99)	(134.79)
Other comprehensive income			
Total other comprehensive income for the year, net of tax		-	-
Total comprehensive income/(loss) for the year, net of tax		(90.99)	(134.79)
Earnings per equity share (computed on the basis of profit/(loss) for the year):			
(1) Basic		(0.45)	(0.67)
(2) Diluted		(0.45)	(0.67)
Summary of significant accounting policies	3		

The accompanying notes are an integral part of the financial statements.

As per our report of even date

For NAVRATN & CO LLP
Firm Reg. No.: N500107
Chartered Accountants


Nitish Mittal
Partner
Membership No.: 095371



For and on behalf of the Board of Directors of
ACORN BUILDMART PRIVATE LIMITED


Kumar Chand
Director
DIN- 08380333


Narendra Singh Patwal
Director
DIN-08129131

Place : Gurugram
Date :

26 MAY 2023

ACORN DEVELOPERS PRIVATE LIMITED
BALANCE SHEET AS AT 31 MARCH 2023
(Amount in rupees hundred, unless otherwise stated)

	Notes	As at 31 March 2023	As at 31 March 2022
ASSETS			
Current assets			
Financial assets			
Cash and cash equivalents	4	519.76	261.25
Other financial assets	5	2,61,941.80	2,63,124.04
Other current assets	6	-	-
Total Assets		2,62,461.56	2,63,385.29
EQUITY AND LIABILITIES			
Equity			
Equity share capital	7	2,000.00	2,000.00
Other equity	8	2,60,402.56	2,61,326.29
Total equity		2,62,402.56	2,63,326.29
LIABILITIES			
Current liabilities			
Financial liabilities			
Trade payables	9	-	-
-total outstanding dues of micro and small enterprises		-	-
-total outstanding dues other than micro and small enterprises		59.00	59.00
Total liabilities		59.00	59.00
Total Equity and Liabilities		2,62,461.56	2,63,385.29

Summary of significant accounting policies

3

The accompanying notes are an integral part of the financial statements.

As per our report of even date

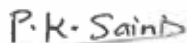
For **NAV RATN & CO LLP**
Firm Reg. No.: N500107
Chartered Accountants


Nish Mittal
Partner
Membership No.: 0953



Place : Gurugram
Date : 26 May 2023

For and on behalf of the Board of Directors of
ACORN DEVELOPERS PRIVATE LIMITED


P.K. Saini

Pravesh Kumar
Director
DIN-08376738


Vispendra Singh Chaudhary
Director
DIN-10174911

ACORN DEVELOPERS PRIVATE LIMITED
STATEMENT OF PROFIT AND LOSS FOR THE YEAR ENDED 31 MARCH 2023
(Amount in rupees hundred, unless otherwise stated)

Particulars	Notes	31 March 2023	31 March 2022
INCOME			
Revenue from operations		-	-
Total Income (I)		-	-
EXPENSES			
Finance costs	10	6.49	6.44
Other expenses	11	917.24	2,354.07
Total Expenses (II)		923.73	2,360.51
Profit/(Loss) before tax from continuing operations (I-II)		(923.73)	(2,360.51)
Tax expense:			
Current tax		-	-
Profit/(Loss) for the year from continuing operations		(923.73)	(2,360.51)
Other comprehensive income			
Total other comprehensive income/(loss) for the year, net of tax		-	-
Total comprehensive income/(loss) for the year, net of tax		(923.73)	(2,360.51)
Earnings per equity share:			
(1) Basic	12	(4.62)	(11.80)
(2) Diluted		(4.62)	(11.80)

Summary of significant accounting policies

3

The accompanying notes are an integral part of the financial statements.

As per our report of even date

For **NAV RATN & CO LLP**
Firm Reg. No.: N500107
Chartered Accountants


Nitish Mittal
Partner
Membership No.: 0953



For and on behalf of the Board of Directors of
ACORN DEVELOPERS PRIVATE LIMITED


Pravesh Kumar
Director
DIN-08376738


Vispendra Singh Chaudhary
Director
DIN-10174911

Place: Gurugram
Date: 26 May 2023

ACTIVE PROMOTERS PRIVATE LIMITED
BALANCE SHEET AS AT 31 MARCH 2023
(Amount in Rupees hundred, unless otherwise stated)

	Notes	As at 31 March 2023	As at 31 March 2022
ASSETS			
Non-current assets			
Financial assets			
Investments	4	65,711.55	65,711.55
		<u>65,711.55</u>	<u>65,711.55</u>
Current assets			
Inventories	5	39,00,960.13	36,44,210.05
Financial assets			
Cash and cash equivalents	6	20,600.66	11,602.09
Other bank balances	7	10,152.31	8,408.96
Other financial assets	8	4,49,120.13	1,10,623.99
Other current assets	9	1,646.82	18,333.14
Current tax assets (net)	10	29,130.59	29,130.59
		<u>44,11,610.64</u>	<u>38,22,308.83</u>
Total Assets		<u>44,77,322.19</u>	<u>38,88,020.38</u>
EQUITY AND LIABILITIES			
Equity			
Equity share capital	11	2,000.00	2,000.00
Other equity	12	(99,409.73)	(93,366.11)
Total equity		<u>(97,409.73)</u>	<u>(91,366.11)</u>
LIABILITIES			
Current liabilities			
Financial liabilities			
Trade payables	13	-	-
-total outstanding dues of micro and small enterprises		-	-
-total outstanding dues other than micro and small		945.11	529.11
Other current liabilities	14	45,73,786.81	39,78,857.38
Total liabilities		<u>45,74,731.92</u>	<u>39,79,386.49</u>
Total Equity and Liabilities		<u>44,77,322.19</u>	<u>38,88,020.38</u>

Summary of significant accounting policies 3

The accompanying notes are an integral part of the financial statements.

As per our report of even date

For Rajeev & Saurabh
Firm registered with the
Chartered Accountants

Rajeev Saurabh
Partner
Membership No. 084833



For and on behalf of the Board of Directors of
ACTIVE PROMOTERS PRIVATE LIMITED


Tanuj Kumar Shorya
Director
DIN-09793807


Saurabh Kumar Blaggan
Director
DIN- 10049113

Place : New Delhi

Date :

26 MAY 2023

ACTIVE PROMOTERS PRIVATE LIMITED
STATEMENT OF PROFIT AND LOSS FOR THE YEAR ENDED 31 MARCH 2023
(Amount in Rupees hundred, unless otherwise stated)

Particulars	Notes	31 March 2023	31 March 2022
INCOME			
Revenue from operations	15	187.12	38.28
Other income	16	433.20	971.83
Total Income (I)		620.32	1,010.11
EXPENSES			
Other expenses	17	6,663.94	16,635.56
Total Expenses (II)		6,663.94	16,635.56
Profit/ (Loss) before tax from continuing operations (I-II)		(6,043.62)	(15,625.45)
Tax expense:			
Current tax		-	-
Profit/ (Loss) for the year from continuing operations		(6,043.62)	(15,625.45)
Other comprehensive income		-	-
Total other comprehensive income for the year, net of tax		-	-
Total comprehensive profit/ (loss) for the year, net of tax		(6,043.62)	(15,625.45)
Earnings per equity share:			
(1) Basic	18	(30.22)	(78.13)
(2) Diluted		(30.22)	(78.13)

Summary of significant accounting policies 3

The accompanying notes are an integral part of the financial statements.

As per our report of even date

For Rajeev Saurabh
Firm Registration No : 019977
Chartered Accountants

Rajeev Saurabh
Partner
Membership No. : 084833

For and on behalf of the Board of Directors of
ACTIVE PROMOTERS PRIVATE LIMITED

Tanuj Kumar Shorya
Director
DIN-09793807

Saurabh Kumar Blaggan
Director
DIN- 10049113

Place : New Delhi
Date :

26 MAY 2023

Active Securities Limited
CIN:U74899DL1995PLC071595
Balance Sheet as at 31 March 2023
(Amount in Rupees thousands, unless otherwise stated)

	Note	As at 31 March 2023	As at 31 March 2022
ASSETS			
Non-current assets			
Property, plant and equipment	3		
Investment property	4	4,46,339.37	4,53,950.20
Financial assets			
Other bank balances	9	8,780.40	5,532.20
Other financial assets	5	856.40	1,768.20
Income-tax assets (net)	6	43,689.27	44,387.87
Total non-current assets		4,99,665.44	5,05,638.47
Current assets			
Financial assets			
Trade receivables	7	1,10,050.12	1,05,090.49
Cash and cash equivalents	8	297.86	9,332.62
Other bank balances	9	-	2,002.37
Other current assets	10	1,715.66	2,762.99
Total current assets		1,12,063.64	1,19,188.47
Total assets		6,11,729.08	6,24,826.94
EQUITY AND LIABILITIES			
Equity			
Equity share capital	11	751.00	751.00
Other equity	12	3,54,553.83	3,05,046.88
Total equity		3,55,304.83	3,05,797.88
LIABILITIES			
Non-current liabilities			
Deferred tax liabilities (net)	13	39,409.25	34,806.63
Total non-current liabilities		39,409.25	34,806.63
Current liabilities			
Financial liabilities			
Borrowings	14	2,02,782.87	2,73,313.18
Trade payables	15		
- total outstanding dues of micro and small enterprises		954.11	911.42
- total outstanding dues of creditors other than micro and small enterprises		10,736.00	5,500.13
Other financial liabilities	16	1,005.66	3,134.80
Other current liabilities	17	1,536.36	1,362.90
Total current liabilities		2,17,015.00	2,84,222.43
Total liabilities		2,56,424.25	3,19,029.06
Total equity and liabilities		6,11,729.08	6,24,826.94

Summary of significant accounting policies 2

The accompanying notes are an integral part of the financial statements.

Refer to our report of even date attached.

For M S K A & Associates
Chartered Accountants
Firm's Registration No. 2005047W

Naresh
Partner
Membership No. 503662



Place : Gurugram
Date : 29 May 2023

For and on behalf of the Board of Directors of
Active Securities Limited



Vivek Singh
Director
DIN-03466774

Anil Kumar Beniwal
Director
DIN- 08129129

Place : Gurugram
Date : 29 May 2023

Place : Gurugram
Date : 29 May 2023

Statement of Profit and Loss for the year ended 31 March 2023
(Amount in Rupees thousands, unless otherwise stated)

	Note	For the Year ended 31 March 2023	For the Year ended 31 March 2022
Income			
Revenue from operations	18	1,06,858.63	1,12,848.51
Other income	19	436.94	570.12
		1,07,295.57	1,13,418.63
Expenses			
Depreciation expense	20	7,610.84	7,583.27
Finance costs	21	1,256.75	1,176.09
Other expenses	22	26,730.89	25,300.97
		35,598.48	34,060.33
Profit before tax		71,697.09	79,358.30
Tax expense:			
Current tax	23	17,587.59	13,246.52
Deferred tax charge		4,602.55	8,899.37
Profit for the year		49,506.95	57,212.41
Other comprehensive income		-	-
Other comprehensive income for the year, net of tax		-	-
Total comprehensive income for the year, net of tax		49,506.95	57,212.41
Earnings per equity share:			
Basic (Rs.)	24	659.21	761.82
Diluted (Rs.)		659.21	761.82

Summary of significant accounting policies 2

The accompanying notes are an integral part of the financial statements.

Refer to our report of even date attached.

For M S K A & Associates
Chartered Accountants
Firm's Registration No.: 105047W


Naresh Arand
Partner
Membership No. 503662



Place : Gurugram
Date : 29 May 2023

For and on behalf of the Board of Directors of
Active Securities Limited


Vivesh Singh
Director
DIN-03466774




Anil Kumar Beniwal
Director
DIN- 08129129

Place : Gurugram
Date : 29 May 2023

Place : Gurugram
Date : 29 May 2023

ACUTECH ESTATES PRIVATE LIMITED
BALANCE SHEET AS AT 31 MARCH 2023
(Amount in rupees hundred, unless otherwise stated)

	Notes	As at	
		31 March 2023	31 March 2022
ASSETS			
Current assets			
Inventories	4	31,54,550.96	31,43,931.14
Financial assets			
Cash and cash equivalents	5	532.05	268.36
Current tax assets (net)	6	-	-
Total Assets		31,55,083.01	31,44,199.50
EQUITY AND LIABILITIES			
Equity			
Equity share capital	7	10,000.00	10,000.00
Other equity	8	(6,734.62)	(6,609.05)
Total equity		3,265.38	3,390.95
LIABILITIES			
Current liabilities			
Financial liabilities			
Trade payables	9	-	-
-total outstanding dues of micro and small enterprises		-	-
-total outstanding dues other than micro and small enterprises		79.00	59.00
Other current liabilities	10	31,51,738.63	31,40,749.55
Total liabilities		31,51,817.63	31,40,808.55
Total Equity and Liabilities		31,55,083.01	31,44,199.50
Summary of significant accounting policies	3		

The accompanying notes are an integral part of the financial statements.

As per our report of even date

For Rajeev & Ajay
Firm registration no. 0099951N
Chartered Accountants

Rajeev Kumar
Partner
Membership no. 0099951N



For and on behalf of the Board of Directors of
ACUTECH ESTATES PRIVATE LIMITED

Praveen Kumar Madan
Director
DIN-08595762

Ashresh Kumar
Director
DIN-09632668

Place : New Delhi

Date :

26 MAY 2023

ACUTECH ESTATES PRIVATE LIMITED
STATEMENT OF PROFIT AND LOSS FOR THE YEAR ENDED 31 MARCH 2023
(Amount in rupees hundred, unless otherwise stated)

Particulars	Notes	31 March 2023	31 March 2022
INCOME			
Revenue from operations		-	-
Total Income		-	-
EXPENSES			
Finance costs	11	6.49	6.49
Other expenses	12	119.08	2,762.32
Total Expenses		125.57	2,768.81
Profit/(Loss) before tax from continuing operations		(125.57)	(2,768.81)
Tax expense:			
Current tax		-	-
Profit/(Loss) for the year from continuing operations		(125.57)	(2,768.81)
Other comprehensive income			
Total other comprehensive income for the year, net of tax		-	-
Total comprehensive income/(loss) for the year, net of tax		(125.57)	(2,768.81)
Earnings per equity share:			
(1) Basic	13	(0.13)	(2.77)
(2) Diluted		(0.13)	(2.77)

Summary of significant accounting policies 3

The accompanying notes are an integral part of the financial statements.

As per our report of even date

For Rajeev Yadav
Firm Registration No.: 084833/7N
Chartered Accountants
NEW DELHI
Rajeev Yadav
Partner
Membership No.: 084833

For and on behalf of the Board of Directors of
ACUTECH ESTATES PRIVATE LIMITED

Praveen Kumar Madas Anand Kumar
Director Director
DIN-08595762 DIN-09632668

Place: New Delhi

Date: 26 MAY 2023

ADZE PROPERTIES PRIVATE LIMITED
BALANCE SHEET AS AT 31 MARCH 2023
(Amount in rupees hundred, unless otherwise stated)

	Notes	As at 31 March 2023	As at 31 March 2022
ASSETS			
Current assets			
Inventories	4	8,44,082.87	8,44,082.87
Financial assets			
Cash and cash equivalents	5	255.24	294.68
Other current assets	6	-	-
Current tax assets (net)	7	-	-
Total Assets		8,44,338.11	8,44,377.55
EQUITY AND LIABILITIES			
Equity			
Equity share capital	8	1,000.00	1,000.00
Other equity	9	(26,685.93)	(23,151.27)
Total equity		(25,685.93)	(22,151.27)
LIABILITIES			
Current liabilities			
Financial liabilities			
Trade payables	10	-	-
-total outstanding dues of micro and small enterprises		-	-
-total outstanding dues other than micro and small enterprises		79.00	1,691.00
Other current liabilities	11	8,69,945.04	8,64,837.82
Total liabilities		8,70,024.04	8,66,528.82
Total Equity and Liabilities		8,44,338.11	8,44,377.55
Summary of significant accounting policies	3		

The accompanying notes are an integral part of the financial statements.

As per our report of even date

For Rajeev & Ajay

Firm registration No : 009/77N

Chartered Accountants

Rajeev Chharia

Partner

Member since 1993



For and on behalf of the Board of Directors of
ADZE PROPERTIES PRIVATE LIMITED

Kamal Malik
Director
DIN-08129137

Suman Batra
Director
DIN-09716451

Place : New Delhi

Date :

26 MAY 2023

ADZE PROPERTIES PRIVATE LIMITED
STATEMENT OF PROFIT AND LOSS FOR THE YEAR ENDED 31 MARCH 2023
(Amount in rupees hundred, unless otherwise stated)

Particulars	Notes	31 March 2023	31 March 2022
INCOME			
Revenue from operations		-	-
Total Income		-	-
EXPENSES			
Finance costs	12	6.49	6.49
Other expenses	13	3,528.17	2,774.32
Total Expenses		3,534.66	2,780.81
Profit/(Loss) before tax from continuing operations		(3,534.66)	(2,780.81)
Tax expense:			
Current tax		-	-
Profit/(Loss) for the year from continuing operations		(3,534.66)	(2,780.81)
Other comprehensive income		-	-
Total other comprehensive income for the year, net of tax		-	-
Total comprehensive income/(loss) for the year, net of tax		(3,534.66)	(2,780.81)
Earnings per equity share:			
(1) Basic	14	-	-
(2) Diluted		(35.35)	(27.81)
		(35.35)	(27.81)
Summary of significant accounting policies	3		

The accompanying notes are an integral part of the financial statements.

As per our report of even date.

For Rajeev & Ajay
Firm registration No. : 009/77N
Chartered Accountants

Rajeev Sabharwal
Partner
Membership No. : 054833



For and on behalf of the Board of Directors of
ADZE PROPERTIES PRIVATE LIMITED

Kamal Malik
Director
DIN-08129137

Suman Bhatia
Director
DIN-09716451

Place : New Delhi

Date :

26 MAY 2023

ALLIED REALTY PRIVATE LIMITED
BALANCE SHEET AS AT 31 MARCH 2023
(Amount in rupees hundred, unless otherwise stated)

	Notes	31 March 2023	31 March 2022
ASSETS			
Current assets			
Inventories	4	80,91,060.97	80,41,966.18
Financial assets			
Cash and cash equivalents	5	577.35	346.76
Total assets		80,91,638.31	80,42,312.93
EQUITY AND LIABILITIES			
Equity			
Equity share capital	6	1,000.00	1,000.00
Other equity	7	(93,682.10)	(80,197.51)
Total equity		(92,682.10)	(79,197.51)
LIABILITIES			
Current liabilities			
Financial liabilities			
Trade payables	8	-	-
-total outstanding dues of micro and small enterprises			
-total outstanding dues other than micro and small enterprises		16,907.35	7,736.12
Other current liabilities	9	81,67,413.06	81,13,774.32
Total liabilities		81,84,320.41	81,21,510.44
Total equity and liabilities		80,91,638.31	80,42,312.93
Summary of significant accounting policies	3		

The accompanying notes are an integral part of the financial statements.

As per our report of even date

For **NAV RATN & CO LLP**
Firm Reg. No.: N500107
Chartered Accountants


Nitish Mittal
Partner
Membership No.: 095571



Place : Gurugram
Date :

26 MAY 2023

For and on behalf of the Board of Directors of
ALLIED REALTY PRIVATE LIMITED


Vivek Singh
Director
DIN-03466774


Shuman Batra
Director
DIN-09716451

ALLIED REALTY PRIVATE LIMITED
STATEMENT OF PROFIT AND LOSS FOR THE YEAR ENDED 31 MARCH 2023
(Amount in rupees hundred, unless otherwise stated)

Particulars	Notes	31 March 2023	31 March 2022
INCOME			
Other Income	10	-	1,000.00
Total Income		-	1,000.00
EXPENSES			
Finance costs	11	10.03	6.67
Other expenses	12	13,474.56	1,895.26
Total Expenses		13,484.59	1,901.93
Profit/(Loss) before tax from continuing operations		(13,484.59)	(901.93)
Tax expense:			
Current tax		-	-
Profit/(Loss) for the year from continuing operations		(13,484.59)	(901.93)
Other comprehensive income		-	-
Total other comprehensive income for the year, net of tax		-	-
Total comprehensive income/(loss) for the year, net of tax		(13,484.59)	(901.93)
Earnings per equity share:			
Basic (Rs.)	13	(134.85)	(9.02)
Diluted (Rs.)		(134.85)	(9.02)

Summary of significant accounting policies 3

The accompanying notes are an integral part of the financial statements.

As per our report of even date

For N A V R A T N & CO LLP
Firm Reg. No.: N500107
Chartered Accountants



Nitish Mittal
Partner
Membership No.: 095371



Place : Gurugram
Date :

26 MAY 2023

For and on behalf of the Board of Directors of
ALLIED REALTY PRIVATE LIMITED


Vivek Singh
Director
DIN-03406074


Suma Batra
Director
DIN-09716451

ALPINE BUILDCON PRIVATE LIMITED
BALANCE SHEET AS AT 31 MARCH 2023
(Amount in rupees hundred, unless otherwise stated)

	Notes	As at	
		31 March 2023	31 March 2022
ASSETS			
Current assets			
Inventories	4	13,04,042.14	12,86,402.33
Financial assets			
Cash and cash equivalents	5	4,604.65	494.92
Current tax assets (net)	6	2,506.46	6,534.25
Total Assets		13,11,153.25	12,93,431.50
EQUITY AND LIABILITIES			
Equity			
Equity share capital	7	10,000.00	10,000.00
Other equity	8	(10,678.06)	(10,854.42)
Total equity		(678.06)	(854.42)
LIABILITIES			
Current liabilities			
Financial liabilities			
Trade payables	9	-	-
-total outstanding dues of micro and small enterprises			
-total outstanding dues other than micro and small enterprises		420.45	59.00
Other current liabilities	10	13,11,410.86	12,94,226.92
Total liabilities		13,11,831.31	12,94,285.92
Total Equity and Liabilities		13,11,153.25	12,93,431.50
Summary of significant accounting policies	3		

The accompanying notes are an integral part of the financial statements.


As per our report of even date


For Rajeev & Ajay
Firm registration No. 084833
Chartered Accountants

Rajeev Sabharwal
Partner
Membership No.: 084833



For and on behalf of the Board of Directors of
ALPINE BUILDCON PRIVATE LIMITED


Kalicharan Patro
Director
DIN-10049038


Rahul
Director
DIN-09331369

Place : New Delhi

Date :

26 MAY 2023

ALPINE BUILDCON PRIVATE LIMITED
STATEMENT OF PROFIT AND LOSS FOR THE YEAR ENDED 31 MARCH 2023
(Amount in rupees hundred, unless otherwise stated)

	Notes	31 March 2023	31 March 2022
INCOME			
Other Income	11	357.12	-
Total Income		357.12	-
EXPENSES			
Finance costs	12	6.49	6.49
Other expenses	13	114.96	107.32
Total Expenses		121.45	113.81
Profit/(Loss) before tax from continuing operations		235.67	(113.81)
Tax expense			
Current tax		59.31	-
Profit/(Loss) for the year from continuing operations		176.36	(113.81)
Other comprehensive income			
Total other comprehensive income for the year, net of tax		-	-
Total comprehensive income/(loss) for the year, net of tax		176.36	(113.81)
Earnings per equity share:			
(1) Basic	14	0.18	(0.11)
(2) Diluted		0.18	(0.11)
Summary of significant accounting policies	3		

The accompanying notes are an integral part of the financial statements.

As per our report of even date

For Rajeev & Ajay
Firm registration No: 009977N
Chartered Accountants

Rajeev Sabharwal
Partner
Membership No.: 084833



For and on behalf of the Board of Directors of
ALPINE BUILDCON PRIVATE LIMITED

Kalicharan Patro

Kalicharan Patro
Director
DIN-10049038

Rahul

Rahul
Director
DIN-09331369

Place : New Delhi
Date :

26 MAY 2023

AMAR GYAN DEVELOPMENTS PRIVATE LIMITED
BALANCE SHEET AS AT 31 MARCH 2023

(Amount in rupees hundred, unless otherwise stated)

	Notes	As at	As at
		31 March 2023	31 March 2022
ASSETS			
Current assets			
Inventories	4	17,50,529.82	16,43,952.67
Financial assets			
Cash and cash equivalents	5	503.90	240.39
Other financial assets	6	4,296.56	4,296.56
Current tax assets (net)	7	5,338.10	5,338.10
Total assets		17,60,668.38	16,53,827.72
EQUITY AND LIABILITIES			
Equity			
Equity share capital	8	1,000.00	1,000.00
Other equity	9	10,292.52	10,256.32
Total equity		11,292.52	11,256.32
LIABILITIES			
Current liabilities			
Financial liabilities			
Trade payables	10	-	-
-total outstanding dues of micro and small enterprises		-	-
-total outstanding dues other than micro and small enterprises		79.00	59.00
Other current liabilities	11	17,49,296.86	16,42,512.41
Total liabilities		17,49,375.86	16,42,571.41
Total equity and liabilities		17,60,668.38	16,53,827.72

Summary of significant accounting policies

3

The accompanying notes are an integral part of the financial statements.

As per our report of even date

For **NAV RATN & CO LLP**
 Firm Reg. No.: N500107
 Chartered Accountants



Nitish Mittal
 Partner
 Membership No.: 093371



Place : Gurugram
 Date : 26 May 2023

For and on behalf of the Board of Directors of
AMAR GYAN DEVELOPMENTS PRIVATE LIMITED



Suman Jain
 Director
 DIN- 08385675



Arun Kumar
 Director
 DIN- 08657473

AMAR GYAN DEVELOPMENTS PRIVATE LIMITED
STATEMENT OF PROFIT AND LOSS FOR THE YEAR ENDED 31 MARCH 2023
(Amount in rupees hundred, unless otherwise stated)

Particulars	Notes	31 March 2023	31 March 2022
INCOME			
Revenue from operations	12	181.25	-
Total Income		181.25	-
EXPENSES			
Finance costs	13	6.49	6.49
Other expenses	14	138.56	111.44
Total Expenses		145.05	117.93
Profit/(Loss) before tax from continuing operations		36.20	(117.93)
Tax expense:			
Current tax		-	-
Profit/(Loss) for the year from continuing operations		36.20	(117.93)
Other comprehensive income		-	-
Total other comprehensive income for the year, net of tax		-	-
Total comprehensive income/(loss) for the year, net of tax		36.20	(117.93)
Earnings per equity share:			
(1) Basic	15	0.36	(1.18)
(2) Diluted		0.36	(1.18)
Summary of significant accounting policies	3		

The accompanying notes are an integral part of the financial statements.

As per our report of even date

For N A V R A T N & C O L L P
Firm Reg. No.: N500107
Chartered Accountants

Nish Mittal
Partner
Membership No.: 095771



Place : Gurugram
Date : 26 May 2023

For and on behalf of the Board of Directors of
AMAR GYAN DEVELOPMENTS PRIVATE LIMITED

Suman Jain
Director
DIN- 08385675

Arun Kumar
Director
DIN- 08657473

AMARDEEP BUILDCON PRIVATE LIMITED
BALANCE SHEET AS AT 31 MARCH 2023
(Amount in rupees hundred, unless otherwise stated)

	Notes	As at 31 March 2023	As at 31 March 2022
ASSETS			
Current assets			
Inventories	4	38,96,575.60	38,96,575.60
Financial assets			
Cash and cash equivalents	5	513.80	279.95
Other financial assets	6	1,87,694.96	1,87,694.96
Current tax assets (net)	7	3,083.01	3,083.01
Total Assets		40,87,867.37	40,87,633.52
EQUITY AND LIABILITIES			
Equity			
Equity share capital	8	1,000.00	1,000.00
Other equity	9	(72,121.73)	(71,667.53)
Total equity		(71,121.73)	(70,667.53)
LIABILITIES			
Current liabilities			
Financial liabilities			
Trade payables	10	-	-
-total outstanding dues of micro and small enterprises			
-total outstanding dues other than micro and small enterprises		337.50	1,254.52
Other current liabilities	11	41,58,651.60	41,57,046.53
Total liabilities		41,58,989.10	41,58,301.05
Total Equity and Liabilities		40,87,867.37	40,87,633.52
Summary of significant accounting policies	3		

The accompanying notes are an integral part of the financial statements.

As per our report of even date

For **NAV RATN & CO LLP**
Firm Registration No.: N500107
Chartered Accountants


Nitish Mittal
Partner
Membership No.: 095371



Place : Gurugram

Date : **26 MAY 2023**

For and on behalf of the Board of Directors of
AMARDEEP BUILDCON PRIVATE LIMITED


Anjul Sharma
Director
DIN- 10126870


Amarjeet Chhikara
Director
DIN-08858736

AMARDEEP BUILDCON PRIVATE LIMITED
STATEMENT OF PROFIT AND LOSS FOR THE YEAR ENDED 31 MARCH 2023
(Amount in rupees hundred, unless otherwise stated)

Particulars	Notes	31 March 2023	31 March 2022
INCOME			
Revenue from operations		-	-
Total Income		-	-
EXPENSES			
Finance costs	12	6.49	6.50
Other expenses	13	447.71	378.18
Total Expenses		454.20	384.67
Profit/(loss) before tax from continuing operations		(454.20)	(384.67)
Tax expense:			
Current tax		-	-
Profit/(Loss) for the year from continuing operations		(454.20)	(384.67)
Other comprehensive income		-	-
Total other comprehensive income for the year, net of tax		-	-
Total comprehensive income/(loss) for the year, net of tax		(454.20)	(384.67)
Earnings per equity share:			
(1) Basic	14	(4.54)	(3.85)
(2) Diluted		(4.54)	(3.85)

Summary of significant accounting policies 3

The accompanying notes are an integral part of the financial statements.

As per our report of even date

For NAVRATN & CO LLP
Firm Registration No.: N500107
Chartered Accountants



Nitish Mittal
Partner
Membership No.: 09531




Place : Gurugram
Date :

26 MAY 2023

For and on behalf of the Board of Directors of
AMARDEEP BUILDCON PRIVATE LIMITED


Anjul Sharma
Director
DIN- 10126870


Amarjeet Chhikara
Director
DIN-08858736

APARAJIT PROMOTERS PRIVATE LIMITED
BALANCE SHEET AS AT 31 MARCH 2023
(Amount in rupees hundred, unless otherwise stated)

	Notes	As at	As at
		31 March 2023	31 March 2022
ASSETS			
Current assets			
Financial assets			
Cash and cash equivalents	4	472.04	226.91
Other current assets	5	7,84,035.18	7,84,360.65
Total Assets		7,84,507.22	7,84,587.56
EQUITY AND LIABILITIES			
Equity			
Equity share capital	6	10,900.00	10,900.00
Other equity	7	7,73,548.22	7,73,628.56
Total equity		7,84,448.22	7,84,528.56
LIABILITIES			
Current liabilities			
Financial liabilities			
Trade payables	8	-	-
-total outstanding dues of micro and small enterprises		-	-
-total outstanding dues other than micro and small enterprises		59.00	59.00
Total liabilities		59.00	59.00
Total Equity and Liabilities		7,84,507.22	7,84,587.56

Summary of significant accounting policies

3

The accompanying notes are an integral part of the financial statements.

As per our report of even date

For Rajeev & Ajay
Firm registration No. 1000077N
Chartered Accountants

Rajeev Subbaram
Partner
Membership No. 104127



For and on behalf of the Board of Directors of
APARAJIT PROMOTERS PRIVATE LIMITED


Amarjeet Chhikara
Director
DIN-08858736


Rahul
Director
DIN-09331369

Place : New Delhi

Date :

26 MAY 2023

APARAJIT PROMOTERS PRIVATE LIMITED
 STATEMENT OF PROFIT AND LOSS FOR THE YEAR ENDED 31 MARCH 2023
 (Amount in rupees hundred, unless otherwise stated)

	Notes	31 March 2023	31 March 2022
INCOME			
Revenue from operations		-	-
Total Income		-	-
EXPENSES			
Finance costs	9	4.87	6.49
Other expenses	10	75.48	79.60
Total Expenses		80.35	86.09
Profit/(Loss) before tax from continuing operations		(80.35)	(86.09)
Tax expense:			
Current tax		-	-
Profit/(Loss) for the year from continuing operations		(80.35)	(86.09)
Other comprehensive income		-	-
Total other comprehensive income for the year, net of tax		-	-
Total comprehensive income/(loss) for the year, net of tax		(80.35)	(86.09)
Earnings per equity share:			
(1) Basic	11	(0.07)	(0.08)
(2) Diluted		(0.07)	(0.08)

Summary of significant accounting policies

3

The accompanying notes are an integral part of the financial statements.

As per our report of even date

For Rajeev & Associates
 Firm registration No.: 009937N
 Chartered Accountants

Rajeev Sathyanarayanan
 Partner
 Membership No.: 084833

For and on behalf of the Board of Directors of
APARAJIT PROMOTERS PRIVATE LIMITED


 Amarjeet Chhikara
 Director
 DIN-08858736


 Rahul
 Director
 DIN-09331369

Place : New Delhi

Date :

26 MAY 2023

ARCHIT PROMOTERS PRIVATE LIMITED
BALANCE SHEET AS AT 31 MARCH 2023
(Amount in rupees hundred, unless otherwise stated)

	Notes	As at 31 March 2023	As at 31 March 2022
ASSETS			
Current assets			
Inventories	4	21,58,497.39	21,50,019.09
Financial assets			
Cash and cash equivalents	5	271.33	234.27
Total Assets		21,58,768.72	21,50,253.36
EQUITY AND LIABILITIES			
Equity			
Equity share capital	6	10,000.00	10,000.00
Other equity	7	(7,601.30)	(7,479.85)
Total equity		2,398.70	2,520.15
LIABILITIES			
Current liabilities			
Financial liabilities			
Trade payables			
-total outstanding dues of micro and small enterprises	8	-	-
-total outstanding dues other than micro and small enterprises		79.00	59.00
Other current liabilities	9	21,56,291.02	21,47,674.21
Total liabilities		21,56,370.02	21,47,733.21
Total Equity and Liabilities		21,58,768.72	21,50,253.36

Summary of significant accounting policies

3

The accompanying notes are an integral part of the financial statements.

As per our report of even date

For Rajeev & Ajay
Firm registration No : 009777N
Chartered Accountants

Rajeev Sabharwal
Partner
Membership No. :08483



For and on behalf of the Board of Directors of
ARCHIT PROMOTERS PRIVATE LIMITED

Ramesh K. Hulbe
Director
DIN-07109071

Rahul
Director
DIN-09331369

Place : New Delhi

Date :

26 MAY 2023

ARCHIT PROMOTERS PRIVATE LIMITED
STATEMENT OF PROFIT AND LOSS FOR THE YEAR ENDED 31 MARCH 2023
(Amount in rupees hundred, unless otherwise stated)

Particulars	Notes	31 March 2023	31 March 2022
INCOME			
Revenue from operations		-	-
Total Income		-	-
EXPENSES			
Finance costs	10	6.49	6.49
Other expenses	11	114.96	107.32
Total Expenses		121.45	113.81
Profit/(Loss) before tax from continuing operations		(121.45)	(113.81)
Tax expense:			
Current tax		-	-
Profit/(Loss) for the year from continuing operations		(121.45)	(113.81)
Other comprehensive income			
Total other comprehensive income for the year, net of tax		-	-
Total comprehensive income/(loss) for the year, net of tax		(121.45)	(113.81)
Earnings per equity share:			
(1) Basic	12	(0.12)	(0.11)
(2) Diluted		(0.12)	(0.11)
Summary of significant accounting policies	3		

The accompanying notes are an integral part of the financial statements.

As per our report of even date

For Rajeev & Ajas
Firm registration No : 009977N
Chartered Accountants

Rajeev Sabharwal
Partner
Membership No. :084813



For and on behalf of the Board of Directors of
ARCHIT PROMOTERS PRIVATE LIMITED


Ramesh Khulbe
Director
DIN-07109071


Rahul
Director
DIN-09331369

Place : New Delhi
Date :

26 MAY 2023

ARDOR CONBUILD PRIVATE LIMITED
BALANCE SHEET AS AT 31 MARCH 2023
(Amount in rupees hundred, unless otherwise stated)

	Notes	As at 31 March 2023	As at 31 March 2022
ASSETS			
Current assets			
Inventories	4	46,874.61	46,874.61
Financial assets			
Cash and cash equivalents	5	247.24	203.73
Total Assets		47,121.85	47,078.34
EQUITY AND LIABILITIES			
Equity			
Equity share capital	6	1,000.00	1,000.00
Other equity	7	(2,998.64)	(2,880.19)
Total equity		(1,998.64)	(1,880.19)
LIABILITIES			
Current liabilities			
Financial liabilities			
Trade payables	8		
-total outstanding dues of micro and small enterprises			
-total outstanding dues other than micro and small enterprises		79.00	59.00
Other current liabilities	9	49,041.49	48,899.53
Total liabilities		49,120.49	48,958.53
Total Equity and Liabilities		47,121.85	47,078.34
Summary of significant accounting policies	3		

The accompanying notes are an integral part of the financial statements.

As per our report of even date

For Rajeev & Ajay
Firm registered No.: 09977
Chartered Accountants

Rajeev Sabharwal
Partner
Membership No.: 084833



For and on behalf of the Board of Directors of
ARDOR CONBUILD PRIVATE LIMITED

Rajesh
Rajesh Khurbe
Director
DIN-07109071

Prashant
Prashant Pandey
Director
DIN-03439831

Place : New Delhi

Date :

26 MAY 2023

ARDOR CONBUILD PRIVATE LIMITED
STATEMENT OF PROFIT AND LOSS FOR THE YEAR ENDED 31 MARCH 2023
(Amount in rupees hundred, unless otherwise stated)

	Notes	31 March 2023	31 March 2022
INCOME			
Revenue from operations		-	-
Total Income		-	-
EXPENSES			
Finance costs	10	6.49	6.49
Other expenses	11	111.96	101.32
Total Expenses		118.45	107.81
Profit/(Loss) before tax from continuing operations		(118.45)	(107.81)
Tax expense:			
Current tax		-	-
Profit/(Loss) for the year from continuing operations		(118.45)	(107.81)
Other comprehensive income		-	-
Total other comprehensive income/(loss) for the year, net of tax		-	-
Total comprehensive income/(loss) for the year, net of tax		(118.45)	(107.81)
Earnings per equity share:			
(1) Basic	12	(0.01)	(0.01)
(2) Diluted		(0.01)	(0.01)
Summary of significant accounting policies	3		

The accompanying notes are an integral part of the financial statements.

As per our report of even date

For Rajeev & Ajay
Firm registration No. 00997
Chartered Accountants

Rajeev Sabharwal
Partner
Membership No.: 084833

For and on behalf of the Board of Directors of
ARDOR CONBUILD PRIVATE LIMITED


Ramesh Khulbe
Director
DIN-07109071


Prashant Pandey
Director
DIN-03439831

Place : New Delhi

Date :
26 MAY 2023

ARMA BUILDMORE PRIVATE LIMITED
BALANCE SHEET AS AT 31 MARCH 2023
(Amount in rupees hundred, unless otherwise stated)

	Notes	As at	
		31 March 2023	31 March 2022
ASSETS			
Current assets			
Inventories	4	7,18,839.45	7,18,839.45
Financial assets			
Cash and cash equivalents	5	517.51	201.10
Total Assets		7,19,356.96	7,19,040.55
EQUITY AND LIABILITIES			
Equity			
Equity share capital	6	1,000.00	1,000.00
Other equity	7	(12,151.00)	(11,654.13)
Total equity		(11,151.00)	(10,654.13)
LIABILITIES			
Current liabilities			
Financial liabilities			
Trade payables	8	-	-
-total outstanding dues of micro and small enterprises		-	-
-total outstanding dues other than micro and small enterprises		79.00	59.00
Other current liabilities	9	7,30,428.96	7,29,635.68
Total liabilities		7,30,507.96	7,29,694.68
Total Equity and Liabilities		7,19,356.96	7,19,040.55

Summary of significant accounting policies 3

The accompanying notes are an integral part of the financial statements.

As per our report of even date.

For Rajeev & Ajay
Firm registration No : 009977N
Chartered Accountants

Rajeev Sharma
Partner
Membership No. : 084835

Place : New Delhi
Date :

26 MAY 2023

For and on behalf of the Board of Directors of
ARMA BUILDMORE PRIVATE LIMITED

Manish Kumar

Manish Kumar
Director
DIN-08376582

Rohit Rawat
Director
DIN-08298761

ARMA BUILDMORE PRIVATE LIMITED
STATEMENT OF PROFIT AND LOSS FOR THE YEAR ENDED 31 MARCH 2023
 (Amount in rupees hundred, unless otherwise stated)

	Notes	31 March 2023	31 March 2022
INCOME			
Revenue from operations		-	-
Total Income		-	-
EXPENSES			
Finance costs	10	4.92	6.49
Other expenses	11	491.95	99.08
Total Expenses		496.87	105.57
Profit/(Loss) before tax from continuing operations		(496.87)	(105.57)
Tax expense:			
Current tax		-	-
Profit/(Loss) for the year from continuing operations		(496.87)	(105.57)
Other comprehensive income		-	-
Total other comprehensive income for the year, net of tax		-	-
Total comprehensive income/(loss) for the year, net of tax		(496.87)	(105.57)
Earnings per equity share:			
(1) Basic	12	(4.97)	(1.06)
(2) Diluted		(4.97)	(1.06)

Summary of significant accounting policies

3

The accompanying notes are an integral part of the financial statements.

As per our report of even date

For Rajeev & Ajay


Firm registration No : 0099278

Chartered Accountants

Rajeev Sabharwal

Partner

Membership No. : 084833



For and on behalf of the Board of Directors of
ARMA BUILDMORE PRIVATE LIMITED

Manish Kumar

Director

DIN-08376582

Rohit Rawat

Director

DIN-08298761

Place : New Delhi

Date :

26 MAY 2023

ARMAN PROMOTERS PRIVATE LIMITED
BALANCE SHEET AS AT 31 MARCH 2023
(Amount in rupees hundred, unless otherwise stated)

	Notes	As at 31 March 2023	As at 31 March 2022
ASSETS			
Current assets			
Inventories	4	6,92,601.66	6,92,601.66
Financial assets			
Cash and cash equivalents	5	274.78	181.27
Other bank balances	6	6,684.69	6,684.69
Other financial assets	7	587.64	243.35
Current tax assets (net)	8	7,759.42	7,805.23
Total Assets		7,07,908.18	7,07,516.19
EQUITY AND LIABILITIES			
Equity			
Equity share capital	9	1,000.00	1,000.00
Other equity	10	61,948.46	61,802.93
Total equity		62,948.46	62,802.93
LIABILITIES			
Current liabilities			
Financial liabilities			
Trade payables	11	-	-
-total outstanding dues of micro and small enterprises			
-total outstanding dues other than micro and small enterprises		79.00	59.00
Other current liabilities	12	6,44,880.72	6,44,654.26
Total liabilities		6,44,959.72	6,44,713.26
Total Equity and Liabilities		7,07,908.18	7,07,516.19

Summary of significant accounting policies

3

The accompanying notes are an integral part of the financial statements.

As per our report of even date

NAVRATN & CO LLP
Firm registration No.: N500107
Chartered Accountants


Nitish Mittal
Partner
Membership No.: 095371



Place : Gurugram
Date :

26 MAY 2023

For and on behalf of the Board of Directors of
ARMAN PROMOTERS PRIVATE LIMITED


Saurabh Kumar Blaggan
Director
DIN- 10049113


Arif Mohamad
Director
DIN-07119219

ARMAN PROMOTERS PRIVATE LIMITED
STATEMENT OF PROFIT AND LOSS FOR THE YEAR ENDED 31 MARCH 2023
(Amount in rupees hundred, unless otherwise stated)

Particulars	Notes	31 March 2023	31 March 2022
INCOME			
Other income	13	344.29	588.92
Total Income		344.29	588.92
EXPENSES			
Finance costs	14	11.26	6.49
Other expenses	15	138.56	111.44
Total Expenses		149.82	117.93
Profit/ (Loss) before tax from continuing operations		194.47	470.99
Tax expense:			
Current tax		48.94	118.54
Profit/ (Loss) for the year from continuing operations		145.53	352.45
Other comprehensive income		-	-
Total other comprehensive income for the year, net of tax		-	-
Total comprehensive income/(loss) for the year, net of tax		145.53	352.45
Earnings per equity share:			
(1) Basic	16	1.46	3.52
(2) Diluted		1.46	3.52
Summary of significant accounting policies	3		

The accompanying notes are an integral part of the financial statements.

As per our report of even date

NAVRATN & CO LLP
Firm registration No.: N500107
Chartered Accountants



Nish Mittal
Partner
Membership No.: 095371



Place : Gurugram
Date :

26 MAY 2023

For and on behalf of the Board of Directors of
ARMAN PROMOTERS PRIVATE LIMITED


Saurabh Kumar Blaggan
Director
DIN- 10049113


Arif Mohamad
Director
DIN-07119219

ARMOUR PROPERTIES PRIVATE LIMITED
BALANCE SHEET AS AT 31 MARCH 2023
(Amount in rupees hundred, unless otherwise stated)

	Notes	As at	
		31 March 2023	31 March 2022
ASSETS			
Current assets			
Inventories	4	3,00,615.91	3,00,615.91
Financial assets			
Cash and cash equivalents	5	245.10	221.59
Other current assets	6	-	-
Total Assets		3,00,861.01	3,00,837.50
EQUITY AND LIABILITIES			
Equity			
Equity share capital	7	1,000.00	1,000.00
Other equity	8	7,387.34	7,542.51
Total equity		8,387.34	8,542.51
LIABILITIES			
Current liabilities			
Financial liabilities			
Trade payables	9		
-total outstanding dues of micro and small enterprises			
-total outstanding dues other than micro and small		79.00	59.00
Other current liabilities	10	2,92,394.68	2,92,236.00
Total liabilities		2,92,473.68	2,92,295.00
Total Equity and Liabilities		3,00,861.01	3,00,837.50
Summary of significant accounting policies	3		

The accompanying notes are an integral part of the financial statements.

As per our report of even date

For Rajeev & Ajay
Firm registration No: 009977IN
Chartered Accountants

Rajeev Sabharwal
Partner
Membership No. : 084833



For and on behalf of the Board of Directors of
ARMOUR PROPERTIES PRIVATE LIMITED

Bimbardhar Jena
Director
DIN-09332034

Suman Behera
Director
DIN-09716451

Place : New Delhi
Date :

26 MAY 2023

ARMOUR PROPERTIES PRIVATE LIMITED
STATEMENT OF PROFIT AND LOSS FOR THE YEAR ENDED 31 MARCH 2023
(Amount in rupees hundred, unless otherwise stated)

Particulars	Notes	31 March 2023	31 March 2022
INCOME			
Revenue from operations		-	-
Total Income (I)		-	-
EXPENSES			
Finance costs	11	6.49	6.49
Other expenses	12	148.68	104.44
Total Expenses (II)		155.17	110.93
Profit/(Loss) before tax from continuing operations (I-II)		(155.17)	(110.93)
Tax expense:			
Current tax		-	-
Profit/(Loss) for the year from continuing operations		(155.17)	(110.93)
Other comprehensive income			
Total other comprehensive income for the year, net of tax		-	-
Total comprehensive (loss) for the year, net of tax		(155.17)	(110.93)
Earnings per equity share:			
(1) Basic	13	(1.55)	(1.11)
(2) Diluted		(1.55)	(1.11)
Summary of significant accounting policies	3		

The accompanying notes are an integral part of the financial statements.

As per our report of even date

For Rajeev & Ajay
Firm registration No. 180927N
Chartered Accountants

Rajeev Sabharwal
Partner
Membership No. : 084833



For and on behalf of the Board of Directors of
ARMOUR PROPERTIES PRIVATE LIMIT

Bimbadhar Jena
Director
DIN-09332034

Suman Batra
Director
DIN-08716451

Place : New Delhi

Date :

26 MAY 2023

AUSPICIOUS REALTORS PRIVATE LIMITED
BALANCE SHEET AS AT 31 MARCH 2023
(Amount in rupees hundred, unless otherwise stated)

	Notes	As at 31 March 2023	As at 31 March 2022
ASSETS			
Current assets			
Inventories	4	3,37,481.32	3,37,481.32
Financial assets			
Cash and cash equivalents	5	246.80	213.29
Total Assets		3,37,728.12	3,37,694.61
EQUITY AND LIABILITIES			
Equity			
Equity share capital	6	1,000.00	1,000.00
Other equity	7	36,174.63	36,316.68
Total equity		37,174.63	37,316.68
LIABILITIES			
Current liabilities			
Financial liabilities			
Trade payables	8	-	-
-total outstanding dues of micro and small enterprises		-	-
-total outstanding dues other than micro and small enterprises		79.00	59.00
Other current liabilities	9	3,00,474.48	3,00,318.92
Total liabilities		3,00,553.48	3,00,377.92
Total Equity and Liabilities		3,37,728.12	3,37,694.61

Summary of significant accounting policies

3

The accompanying notes are an integral part of the financial statements.

As per our report of even date

For Rajeev & Ajay
Firm registration No. 009977N
Chartered Accountants

Rajeev Subbarwal
Partner
Membership No.: 084833



For and on behalf of the Board of Directors of
AUSPICIOUS REALTORS PRIVATE LIMITED


Osais Ali Khan
Director
DIN- 08455167


Sachin Poonia
Director
DIN- 09355915

Place : New Delhi

Date :

26 MAY 2023

AUSPICIOUS REALTORS PRIVATE LIMITED
STATEMENT OF PROFIT AND LOSS FOR THE YEAR ENDED 31 MARCH 2023
(Amount in rupees hundred, unless otherwise stated)

Particulars	Notes	31 March 2023	31 March 2022
INCOME			
Revenue from operations		-	-
Total Income		-	-
EXPENSES			
Finance costs	10	6.49	6.49
Other expenses	11	135.56	107.56
Total Expenses		142.05	114.05
(Loss) before tax from continuing operations		(142.05)	(114.05)
Tax expense:			
Current tax		-	-
(Loss) for the year from continuing operations		(142.05)	(114.05)
Other comprehensive income		-	-
Total other comprehensive income/(loss) for the year, net of tax		-	-
Total comprehensive income/(loss) for the year, net of tax		(142.05)	(114.05)
Earnings per equity share:	12		
(1) Basic		(1.42)	(1.14)
(2) Diluted		(1.42)	(1.14)
Summary of significant accounting policies	3		

The accompanying notes are an integral part of the financial statements.

As per our report of even date

For **Rajeev & Ajay**
Firm registration No : 009977N
Chartered Accountants

Rajeev Sabharwal
Partner
Membership No. A84533

For and on behalf of the Board of Directors of
AUSPICIOUS REALTORS PRIVATE LIMITED


Ovais Ali Khan
Director
DIN- 08455167


Sachin Poonfa
Director
DIN- 09355915

Place : New Delhi

Date :

26 MAY 2023

AUTHENTIC PROPERTIES PRIVATE LIMITED
BALANCE SHEET AS AT 31 MARCH 2023
(Amount in rupees hundred, unless otherwise stated)

	Notes	As at 31 March 2023	As at 31 March 2022
ASSETS			
Current assets			
Inventories	4	8,72,636.32	9,61,039.46
Financial assets			
Cash and cash equivalents	5	252.19	319.03
Other current assets	6	369.96	369.96
Current tax assets (net)	7	-	-
Total Assets		8,73,258.47	9,61,728.45
EQUITY AND LIABILITIES			
Equity			
Equity share capital	8	1,000.00	1,000.00
Other equity	9	(10,28,669.53)	(10,30,936.07)
Total equity		(10,27,669.53)	(10,29,936.07)
LIABILITIES			
Current liabilities			
Trade payables	10	-	-
-total outstanding dues of micro and small enterprises		-	-
-total outstanding dues other than micro and small enterprises		79.00	59.00
Other current liabilities	11	19,00,849.00	19,91,605.52
Total liabilities		19,00,928.00	19,91,664.52
Total Equity and Liabilities		8,73,258.47	9,61,728.45

Summary of significant accounting policies

3

The accompanying notes are an integral part of the financial statements.

As per our report of even date


For **NAV RATN & CO LLP**
Firm Reg. No.: N500107
Chartered Accountants


Nitish Mittal
Partner
Membership No.: 095374



Place : Gurugram
Date :

For and on behalf of the Board of Directors of
AUTHENTIC PROPERTIES PRIVATE LIMITED


Bimbadhār Jena
Director
DIN- 09332034


Ramesh Khulbe
Director
DIN-07109071

26 MAY 2023

AUTHENTIC PROPERTIES PRIVATE LIMITED
STATEMENT OF PROFIT AND LOSS FOR THE YEAR ENDED 31 MARCH 2023
(Amount in rupees hundred, unless otherwise stated)

Particulars	Notes	31 March 2023	31 March 2022
INCOME			
Revenue from operations	12	2,385.00	-
Total Income		2,385.00	-
EXPENSES			
Finance costs	13	6.50	6.67
Other expenses	14	111.96	985.81
Total Expenses		118.46	992.48
(Loss)/profit before tax from continuing operations		2,266.54	(992.48)
Tax expense:			
Current tax		-	-
(Loss)/profit for the year from continuing operations		2,266.54	(992.48)
Other comprehensive income		-	-
Total other comprehensive income for the year, net of tax		-	-
Total comprehensive income/(loss) for the year, net of tax		2,266.54	(992.48)
Earnings per equity share:			
(1) Basic	15	22.67	(9.92)
(2) Diluted		22.67	(9.92)
Summary of significant accounting policies	3		

The accompanying notes are an integral part of the financial statements.

As per our report of even date

For **NAV RATN & CO LLP**
Firm Reg. No.: N500107
Chartered Accountants


Nitish Mittal
Partner
Membership No.: 095371



For and on behalf of the Board of Directors of
AUTHENTIC PROPERTIES PRIVATE LIMITED


Bimbadhar Jena
Director
DIN- 09332034


Ramesh Khulbe
Director
DIN-07109071

Place : Gurugram
Date :

26 MAY 2023

BAILIWICK BUILDERS PRIVATE LIMITED
BALANCE SHEET AS AT 31 MARCH 2023
(Amount in rupees hundred, unless otherwise stated)

	Notes	As at 31 March 2023	As at 31 March 2022
ASSETS			
Current assets			
Inventories	4	5,86,767.57	23,35,650.27
Financial assets			
Cash and cash equivalents	5	260.50	166.99
Other current assets	6	-	-
Current tax assets (net)	7	131.57	-
Total Assets		5,87,159.64	23,35,817.26
Equity			
Equity share capital	8	1,000.00	1,000.00
Other equity	9	(5,061.71)	(6,131.69)
Total equity		(4,061.71)	(5,131.69)
LIABILITIES			
Current liabilities			
Financial liabilities			
Trade payables	10	-	-
-total outstanding dues of micro and small enterprises		-	-
-total outstanding dues other than micro and small enterprises		79.00	59.00
Other current liabilities	11	5,91,142.35	23,40,889.95
Total liabilities		5,91,221.35	23,40,948.95
Total Equity and Liabilities		5,87,159.64	23,35,817.26
Summary of significant accounting policies	3		

The accompanying notes are an integral part of the financial statements.

As per our report of even date

For **NAV RATN & CO LLP**
Firm registration No.: N500107
Chartered Accountants


Nitish Mittal
Partner
Membership No.: 095371



For and on behalf of the Board of Directors of
BAILIWICK BUILDERS PRIVATE LIMITED


Ovais Ali Khan
Director
DIN-08455167


Bimbadhar Jena
Director
DIN-09332034

Place : Gurugram

Date : **26 MAY 2023**

BAILIWICK BUILDERS PRIVATE LIMITED
STATEMENT OF PROFIT AND LOSS FOR THE YEAR ENDED 31 MARCH 2023
(Amount in rupees hundred, unless otherwise stated)

Particulars	Notes	31 March 2023	31 March 2022
INCOME			
Revenue from operations	12	1,280.47	-
Total Income (I)		1,280.47	-
EXPENSES			
Finance costs	13	6.49	6.49
Other expenses	14	135.56	107.56
Total Expenses (II)		142.05	114.05
Profit/(Loss) before tax from continuing operations (I-II)		1,138.42	(114.05)
Tax expense:			
Current tax		68.43	-
Profit/(Loss) for the year from continuing operations		1,069.98	(114.05)
Other comprehensive income			
Total other comprehensive income for the year, net of tax		-	-
Total comprehensive income/(loss) for the year, net of tax		1,069.98	(114.05)
Earnings per equity share:			
(1) Basic	15	10.70	(1.14)
(2) Diluted		10.70	(1.14)
Summary of significant accounting policies	3		

The accompanying notes are an integral part of the financial statements.

As per our report of even date

For **NAV RATN & CO LLP**
Firm registration No.: N500107
Chartered Accountants


Nish Mittal
Partner
Membership No.: 095371




Place : Gurugram
Date :

26 MAY 2023

For and on behalf of the Board of Directors of
BAILIWICK BUILDERS PRIVATE LIMITED


Ovais Ali Khan
Director
DIN-08455167


Bimbadhar Jena
Director
DIN-09332034

BALALAIKA BUILDERS PRIVATE LIMITED
BALANCE SHEET AS AT 31 MARCH 2023
(Amount in rupees hundred, unless otherwise stated)

	Notes	As at 31 March 2023	As at 31 March 2022
ASSETS			
Current assets			
Inventories	4	1,79,174.78	1,79,174.78
Financial assets			
Cash and cash equivalents	5	250.60	216.10
Other financial assets	6	19,194.87	19,194.87
Current tax assets (net)	7	64.02	-
Total Assets		1,98,684.27	1,98,585.75
EQUITY AND LIABILITIES			
Equity			
Equity share capital	8	1,000.00	1,000.00
Other equity	9	(5,556.03)	(5,140.86)
Total equity		(4,556.03)	(4,140.86)
LIABILITIES			
Current liabilities			
Trade payables			
-total outstanding dues of micro and small enterprises	10	-	-
-total outstanding dues other than micro and small enterprises		88.00	1,568.00
Other current liabilities	11	2,03,152.30	2,01,145.85
Current tax liabilities (net)	12	-	12.76
Total liabilities		2,03,240.30	2,02,726.61
Total Equity and Liabilities		1,98,684.27	1,98,585.75

Summary of significant accounting policies

3

The accompanying notes are an integral part of the financial statements.

As per our report of even date

For Rajeev & Arun
Firm registration No. 009977N
Chartered Accountants

Rajeev Asharwal
Partner
Membership No. 084833

For and on behalf of the Board of Directors of
BALALAIKA BUILDERS PRIVATE LIMITED


Praveen Kumar Madan
Director
DIN- 08595762


Suman Batra
Director
DIN-09716441

Place : New Delhi

Date :

26 MAY 2023

BALALAIKA BUILDERS PRIVATE LIMITED
STATEMENT OF PROFIT AND LOSS FOR THE YEAR ENDED 31 MARCH 2023
(Amount in rupees hundred, unless otherwise stated)

Particulars	Notes	31 March 2023	31 March 2022
INCOME			
Other income	13	767.77	-
Total Income		767.77	-
EXPENSES			
Finance costs	14	6.49	6.49
Other expenses	15	1,176.45	1,604.44
Total Expenses		1,182.94	1,610.93
Profit/(loss) before tax from continuing operations		(415.17)	(1,610.93)
Tax expense:			
Current tax		-	-
Profit/(loss) for the year from continuing operations		(415.17)	(1,610.93)
Other comprehensive income			
Total other comprehensive income for the year, net of tax		-	-
Total comprehensive income/(loss) for the year, net of tax		(415.17)	(1,610.93)
Earnings per equity share:			
(1) Basic	16	(4.15)	(16.11)
(2) Diluted		(4.15)	(16.11)
Summary of significant accounting policies	3		

The accompanying notes are an integral part of the financial statements.

As per our report of even date

For Rajeev & Ajay
Firm registration No. 00097/IN
Chartered Accountants

Rajeev Sahrawat
Partner
Membership No. 184894



For and on behalf of the Board of Directors of
BALALAIKA BUILDERS PRIVATE LIMITED

Praveen Kumar Madan
Director
DIN- 08595762

Suman Batra
Director
DIN-09716451

Place : New Delhi
Date :

26 MAY 2023

BALLAD CONBUILD PRIVATE LIMITED
BALANCE SHEET AS AT 31 MARCH 2023
(Amount in rupees hundred, unless otherwise stated)

	Notes	As at 31 March 2023	As at 31 March 2022
ASSETS			
Current assets			
Inventories			
Financial assets	4	9,72,844.24	9,63,239.24
Cash and cash equivalents	5	281.95	240.06
Other current assets	6	14,590.00	-
Total Assets		9,87,716.19	9,63,479.30
EQUITY AND LIABILITIES			
Equity			
Equity share capital	7	1,000.00	1,000.00
Other equity	8	(8,790.25)	(5,474.24)
Total equity		(7,790.25)	(4,474.24)
LIABILITIES			
Current liabilities			
Financial liabilities			
Trade payables			
-total outstanding dues of micro and small enterprises	9	-	-
-total outstanding dues other than micro and small enterprises		79.00	59.00
Other current liabilities	10	9,95,426.05	9,67,893.15
Current tax liabilities (net)	11	1.39	1.39
Total liabilities		9,95,506.44	9,67,953.54
Total Equity and Liabilities		9,87,716.19	9,63,479.30
Summary of significant accounting policies	3		

The accompanying notes are an integral part of the financial statements.

As per our report of even date

For Rajeev & Associates
Firm registration No : 00047001
Chartered Accountants

Rajeev Subramanian
Partner
Membership No. : 084833

For and on behalf of the Board of Directors of
BALLAD CONBUILD PRIVATE LIMITED

Suman Bafna
Director
DIN-09716451

Praveen Kumar Madan
Director
DIN-08595762

Place : New Delhi

Date :

26 MAY 2023

BALLAD CONBUILD PRIVATE LIMITED
STATEMENT OF PROFIT AND LOSS FOR THE YEAR ENDED 31 MARCH 2023
(Amount in rupees hundred, unless otherwise stated)

Particulars	Notes	31 March 2023	31 March 2022
INCOME			
Revenue from operations		-	89.82
Total Income	12	-	89.82
EXPENSES			
Finance costs	13	7.26	7.35
Other expenses	14	3,308.75	101.32
Total Expenses		3,316.01	108.66
Profit/(Loss) before tax from continuing operations		(3,316.01)	(18.84)
Tax expense:			
Current tax		-	-
Profit/(Loss) for the year from continuing operations		(3,316.01)	(18.84)
Other comprehensive income			
Total other comprehensive income for the year, net of tax		-	-
Total comprehensive income/(loss) for the year, net of tax		(3,316.01)	(18.84)
Earnings per equity share:			
(1) Basic	15	(33.16)	(0.19)
(2) Diluted		(33.16)	(0.19)
Summary of significant accounting policies	3		

The accompanying notes are an integral part of the financial statements.

As per our report of even date

For Rajeev & Ajay
Firm registration No. 009977N
Chartered Accountants

Rajeev Sabharwal
Partner
Membership No. 034833

Place : New Delhi
Date :

26 MAY 2023

For and on behalf of the Board of Directors of
BALLAD CONBUILD PRIVATE LIMITED

Sunil Batra
Director
DIN-09716451

Praveen Kumar Madan
Director
DIN-08595762

BHAVISHYA BUILDCON PRIVATE LIMITED
BALANCE SHEET AS AT 31 MARCH 2023
(Amount in rupees hundred, unless otherwise stated)

ASSETS

Current assets

Inventories
Financial assets
Cash and cash equivalents
Current tax assets (net)

Total Assets

EQUITY AND LIABILITIES

Equity

Equity share capital
Other equity
Total equity

LIABILITIES

Current liabilities

Financial liabilities
Trade payables
-total outstanding dues of micro and small enterprises
-total outstanding dues other than micro and small enterprises
Other current liabilities
Total liabilities

Total Equity and Liabilities

Summary of significant accounting policies

The accompanying notes are an integral part of the financial statements.

As per our report of even date

For **Rajeev & Ajay**

Firm registration No : 009977N
Chartered Accountants

Rajeev Sabharwal
Partner
Membership No.: 084833



Place : New Delhi

Date :

26 MAY 2023

Notes	As at	As at
	31 March 2023	31 March 2022
4	5,86,186.28	5,84,304.48
5	504.60	231.22
6	-	-
	5,86,690.88	5,84,535.70
7	10,000.00	10,000.00
8	(11,286.38)	(7,897.33)
	(1,286.38)	2,102.67
9	-	-
	79.00	59.00
10	5,87,898.26	5,82,374.03
	5,87,977.26	5,82,433.03
	5,86,690.88	5,84,535.70
3		

For and on behalf of the Board of Directors of
BHAVISHYA BUILDCON PRIVATE LIMITED


Reena
Director
DIN- 08129092


Bimbardhar Jena
Director
DIN- 09332034

BHAVISHYA BUILDCON PRIVATE LIMITED
STATEMENT OF PROFIT AND LOSS FOR THE YEAR ENDED 31 MARCH 2023
(Amount in rupees hundred, unless otherwise stated)

Particulars	Notes	31 March 2023	31 March 2022
INCOME			
Revenue from operations		-	-
Total Income		-	-
EXPENSES			
Finance costs	11	6.67	6.49
Other expenses	12	3,382.38	119.68
Total Expenses		3,389.05	126.17
(Loss) before tax from continuing operations		(3,389.05)	(126.17)
Tax expense:			
Current tax		-	-
(Loss) for the year from continuing operations		(3,389.05)	(126.17)
Other comprehensive income		-	-
Total other comprehensive income/(loss) for the year, net of tax		-	-
Total comprehensive income/(loss) for the year, net of tax		(3,389.05)	(126.17)
Earnings per equity share:			
(1) Basic	13	(3.39)	(0.13)
(2) Diluted		(3.39)	(0.13)

Summary of significant accounting policies

3

The accompanying notes are an integral part of the financial statements.

As per our report of even date

For **Rajeev & Ajay**
Firm registration No.: 009977N
Chartered Accountants

Rajeev Sabharwal
Partner
Membership No.: 084833



For and on behalf of the Board of Directors of
BHAV BHAVISHYA BUILDCON PRIVATE LIMITED

Reena
Director
DIN- 08129092

Bimbadhar Jena
Director
DIN- 09332034

Place : New Delhi

Date :
26 MAY 2023

Bhavya Conbuild Private Limited
Statement of Profit and Loss for the year ended 31 March 2023
(Amount in rupees hundred, unless otherwise stated)

	Notes	31 March 2023	31 March 2022
INCOME			
Revenue from operations		-	-
Total Income		-	-
EXPENSES			
Finance costs	9	6.49	6.49
Other expenses	10	114.96	103.20
Total Expenses		121.45	109.69
Profit/(Loss) before tax from continuing operations		(121.45)	(109.69)
Current tax		-	-
Profit/(Loss) for the year from continuing operations		(121.45)	(109.69)
Other comprehensive income		-	-
Total other comprehensive income/(loss) for the year, net of tax		-	-
Total comprehensive income/(loss) for the year, net of tax		(121.45)	(109.69)
Earnings per equity share:			
Basic (Rs.)	11	(1.21)	(1.10)
Diluted (Rs.)		(1.21)	(1.10)

Summary of significant accounting policies

3

The accompanying notes are an integral part of the financial statements.

As per our report of even date

For Rajeev & Ajay
Firm registration No : 0099777
Chartered Accountants

Rajeev
Partner
Member No. 508481



For and on behalf of the Board of Directors of
Bhavya Conbuild Private Limited

Reena Gulati Kharb
Director
DIN-08129092

Manoj Soni
Director
DIN-08129479

Place : New Delhi

Date :

26 MAY 2023

BHUMIKA PROMOTERS PRIVATE LIMITED
BALANCE SHEET AS AT 31 MARCH 2023
(Amount in rupees hundred, unless otherwise stated)

	Notes	As at	
		31 March 2023	31 March 2022
ASSETS			
Current assets			
Inventories	4	12,10,591.76	12,03,499.13
Financial assets			
Cash and cash equivalents	5	375.18	215.00
Other current assets	6	-	-
Total Assets		12,10,966.94	12,03,714.13
EQUITY AND LIABILITIES			
Equity			
Equity share capital	7	10,000.00	10,000.00
Other equity	8	(11,643.97)	(9,144.51)
Total equity		(1,643.97)	855.49
LIABILITIES			
Current liabilities			
Financial liabilities			
Trade payables	9	-	-
-total outstanding dues of micro and small enterprises		-	-
-total outstanding dues other than micro and small enterprises		79.00	59.00
Other current liabilities	10	12,12,531.91	12,02,799.64
Total liabilities		12,12,610.91	12,02,858.64
Total Equity and Liabilities		12,10,966.94	12,03,714.13
Summary of significant accounting policies	3		

The accompanying notes are an integral part of the financial statements.

As per our report of even date

For Rajeev & Ajay
Firm registration No. 009977N
Chartered Accountants

Rajeev Sabharwal
Partner
Membership No.: 084833



For and on behalf of the Board of Directors of
BHUMIKA PROMOTERS PRIVATE LIMITED

V. Radha Krishna
Vazhakkate Radha Krishna
Director
DIN- 05268278

Bimbardhar Jena
Director
DIN- 09332034

Place : New Delhi
Date :

26 MAY 2023

BHUMIKA PROMOTERS PRIVATE LIMITED
STATEMENT OF PROFIT AND LOSS FOR THE YEAR ENDED 31 MARCH 2023
(Amount in rupees hundred, unless otherwise stated)

Particulars	Notes	31 March 2023	31 March 2022
INCOME			
Revenue from operations	8	-	-
Total Income		-	-
EXPENSES			
Finance costs	11	6.80	6.49
Other expenses	12	2,492.66	119.68
Total Expenses		2,499.46	126.17
(Loss) before tax from continuing operations		(2,499.46)	(126.17)
Tax expense:			
Current tax		-	-
(Loss) for the year from continuing operations		(2,499.46)	(126.17)
Other comprehensive income		-	-
Total other comprehensive income/(loss) for the year, net of tax		-	-
Total comprehensive income/(loss) for the year, net of tax		(2,499.46)	(126.17)
Earnings per equity share:	13		
(1) Basic		(2.50)	(0.13)
(2) Diluted		(2.50)	(0.13)
Summary of significant accounting policies	3		

The accompanying notes are an integral part of the financial statements.

As per our report of even date

For Rajeev & Ajay
Firm registration No : (R)9977N
Chartered Accountants

Rajeev Sabharwal
Partner
Membership No.: 084833



For and on behalf of the Board of Directors of
BHUMIKA PROMOTERS PRIVATE LIMITED

V. Radha Krishna
Vazhakkate Radha Krishna
Director
DIN- 05268278

Bimbadhar Jena
Director
DIN- 09332034

Place : New Delhi
Date :

26 MAY 2023

BRIJBASI PROJECTS PRIVATE LIMITED
BALANCE SHEET AS AT 31 MARCH 2023
(Amount in rupees hundred, unless otherwise stated)

	Notes	As at 31 March 2023	As at 31 March 2022
ASSETS			
Non-current assets			
Financial assets			
Investments	4	4,000.00	4,000.00
		4,000.00	4,000.00
Current assets			
Inventories	5	17,89,642.33	20,03,476.95
Financial assets			
Cash and cash equivalents	6	530.11	267.95
Other financial assets	7	2,45,472.49	2,45,472.49
Other current assets	8	-	-
Current tax assets (net)	9	12.31	12.31
		20,35,657.25	22,49,229.70
Total Assets		20,39,657.25	22,53,229.70
EQUITY AND LIABILITIES			
Equity			
Equity share capital	10	1,000.00	1,000.00
Other equity	11	(7,41,169.14)	(7,39,898.58)
Total equity		(7,40,169.14)	(7,38,898.58)
LIABILITIES			
Current liabilities			
Financial liabilities			
Trade payables	12	-	-
-total outstanding dues of micro and small enterprises			
-total outstanding dues other than micro and small enterprises		1,270.50	260.50
Other current liabilities	13	27,78,555.88	29,91,867.78
Total liabilities		27,79,826.38	29,92,128.28
Total Equity and Liabilities		20,39,657.25	22,53,229.70

Summary of significant accounting policies

3

The accompanying notes are an integral part of the financial statements.

As per our report of even date

For Rajeev & Ajay
Firm registration No : 009977N
Chartered Accountants

Rajeev Sabharwal
Partner
Membership No.: 08483



For and on behalf of the Board of Directors of
BRIJBASI PROJECTS PRIVATE LIMITED

Tanuj kumar Shorya
Director
DIN- 09793807

Amit Kumar
Director
DIN- 10059600

Place : New Delhi

Date :

26 MAY 2023

BRIJBASI PROJECTS PRIVATE LIMITED
STATEMENT OF PROFIT AND LOSS FOR THE YEAR ENDED 31 MARCH 2023
(Amount in rupees hundred, unless otherwise stated)

Particulars	Notes	31 March 2023	31 March 2022
INCOME			
Revenue From Operations	14	171.88	-
Total Income		171.88	-
EXPENSES			
Finance costs	15	6.49	6.49
Other expenses	16	1,435.94	312.94
Total Expenses		1,442.43	319.43
Profit/(Loss) before tax from continuing operations		(1,270.56)	(319.43)
Tax expense:			
Current tax		-	-
Profit/(Loss) for the year from continuing operations		(1,270.56)	(319.43)
Other comprehensive income		-	-
Total other comprehensive income for the year, net of tax		-	-
Total comprehensive income/(loss) for the year, net of tax		(1,270.56)	(319.43)
Earnings per equity share:			
(1) Basic	17	(12.71)	(3.19)
(2) Diluted		(12.71)	(3.19)

Summary of significant accounting policies

3

The accompanying notes are an integral part of the financial statements.

As per our report of even date

For Rajeev & Ajay
Firm registration No.: 089977N
Chartered Accountants

Rajeev Sabharwal
Partner
Membership No.: 084833



For and on behalf of the Board of Directors of
BRIJBASI PROJECTS PRIVATE LIMITED

Tanuj kumar Shorya
Director
DIN- 09793807

Amit Kumar
Director
DIN- 10059600

Place : New Delhi
Date :

26 MAY 2023

BRILLIANT BUILD TECH PRIVATE LIMITED
BALANCE SHEET AS AT 31 MARCH 2023
(Amount in rupees hundred, unless otherwise stated)

	Notes	As at 31 March 2023	As at 31 March 2022
ASSETS			
Non-current assets			
Property, plant and equipment	4	345.74	-
Investment property	5	4,10,359.39	4,20,065.15
		<u>4,10,705.13</u>	<u>4,20,065.15</u>
Current assets			
Inventories	6	9,28,011.99	9,28,011.99
Financial assets			
Trade receivables	7	8,03,113.66	7,36,114.27
Cash and cash equivalents	8	21,695.23	-
Other current assets	9	63,810.74	16,875.53
Current tax assets (net)	10	2,697.73	6,523.96
		<u>18,19,329.35</u>	<u>16,87,525.75</u>
Total Assets		<u><u>22,30,034.48</u></u>	<u><u>21,07,590.90</u></u>
EQUITY AND LIABILITIES			
Equity			
Equity share capital	11	1,000.00	1,000.00
Other equity	12	(16,27,111.64)	(16,03,513.84)
Total equity		<u>(16,26,111.64)</u>	<u>(16,02,513.84)</u>
Current liabilities			
Financial liabilities			
Borrowings	13	36,95,989.04	34,88,054.50
Trade payables	14		
-total outstanding dues of micro and small enterprises			5,070.14
-total outstanding dues other than micro and small enterprises		36,274.99	96,269.77
Other financial liabilities	15	52,322.11	51,094.04
Other current liabilities	16	71,559.98	69,616.28
Total liabilities		<u>38,56,146.12</u>	<u>37,10,104.74</u>
Total Equity and Liabilities		<u><u>22,30,034.48</u></u>	<u><u>21,07,590.90</u></u>
Summary of significant accounting policies	3		

The accompanying notes are an integral part of the financial statements.

As per our report of even date

For Rajeev & Ajay
Firm registration No : 009977N
Chartered Accountants

Rajeev Sabharwal
Partner
Member since 1988/833

For and on behalf of the Board of Directors of
BRILLIANT BUILD TECH PRIVATE LIMITED


Tapan Kumar Barik
Director
DIN-08455171


Manoj Saha
Director
DIN-08129479

Place : New Delhi
Date :

26 MAY 2023

BRILLIANT BUILD TECH PRIVATE LIMITED
STATEMENT OF PROFIT AND LOSS FOR THE YEAR ENDED 31 MARCH 2023
(Amount in rupees hundred, unless otherwise stated)

Particulars	Notes	31 March 2023	31 March 2022
INCOME			
Revenue from operations	17	4,15,012.26	3,71,432.84
Other income	18	954.58	2,247.32
Total Income		4,15,966.84	3,73,680.16
EXPENSES			
Cost of revenue	19	4,01,776.37	3,56,838.84
Depreciation and amortization expense	20	9,737.62	9,259.69
Finance costs	21	13,164.24	177.55
Other expenses	22	14,886.41	11,966.61
Total Expenses		4,39,564.63	3,78,242.68
Loss before tax from continuing operations		(23,597.79)	(4,562.52)
Tax expense:			
Current tax			
Loss for the year from continuing operations		(23,597.79)	(4,562.52)
Other comprehensive income			
Total other comprehensive income/(loss) for the year, net of tax			
Total comprehensive income/(loss) for the year, net of tax		(23,597.79)	(4,562.52)
Earnings per equity share :	23		
(1) Basic		(235.98)	(45.63)
(2) Diluted		(235.98)	(45.63)
Summary of significant accounting policies	3		

The accompanying notes are an integral part of the financial statements.

As per our report of even date

For Rajeev & Associates
Firm Registration No. 1000077N
Chartered Accountants
NEW DELHI
Rajeev Abharwal
Partner
Memberships



For and on behalf of the Board of Directors of
BRILLIANT BUILD TECH PRIVATE LIMITED

Tapan Kumar Barik

Tapan Kumar Barik
Director
DIN-08455171

Manoj Soni

Manoj Soni
Director
DIN-08129479

Place : New Delhi
Date :

26 MAY 2023

BUDGET HOTELS INDIA PRIVATE LIMITED
BALANCE SHEET AS AT 31 MARCH 2023
(Amount in rupees hundred, unless otherwise stated)

Particulars	Notes	As at	
		31 March 2023	31 March 2022
ASSETS			
Non-current assets			
Property, plant and equipment	4	6,31,311.19	6,31,311.19
Capital work-in-progress	5	3,80,172.04	3,80,172.04
		<u>10,11,483.23</u>	<u>10,11,483.23</u>
Current assets			
Financial assets			
Cash and cash equivalents	6	15,591.295	9,533.96
Other current assets	7	2,00,000.00	2,00,000.00
Current tax assets (net)	8	1,500.00	2,251.91
		<u>2,17,091.30</u>	<u>2,11,785.87</u>
Total Assets		<u>12,28,574.53</u>	<u>12,23,269.10</u>
EQUITY AND LIABILITIES			
Equity			
Equity share capital	9	19,36,709.90	19,36,709.90
Other equity	10	(7,08,371.37)	(7,13,676.80)
Total equity		<u>12,28,338.53</u>	<u>12,23,033.10</u>
Current liabilities			
Financial liabilities			
Trade payables	11	-	-
- total outstanding dues of micro and small enterprises		-	-
- total outstanding dues other than micro and small enterprises		236.00	236.00
Total liabilities		<u>236.00</u>	<u>236.00</u>
Total Equity and Liabilities		<u>12,28,574.53</u>	<u>12,23,269.10</u>

Summary of significant accounting policies 3

The accompanying notes are an integral part of the financial statements.

As per our report of even date

For Sohil Agarwal & Associates
Firm registration No : 029226N
Chartered Accountants


Sohil Agarwal
Proprietor
Membership No. : 536583



Place : New Delhi
Date: **26 MAY 2023**

For and on behalf of the Board of Directors of
BUDGET HOTELS INDIA PRIVATE LIMITED


Vikas Kumar
Director
DIN-07757791


Balvinder Sahrawat
Director
DIN-07096881


Vandana Bansal
Chief Financial Officer


Shweta Jain
Chief Executive Officer


Meenakshi Tanwar
Company Secretary
M.No - A44083

BUDGET HOTELS INDIA PRIVATE LIMITED
STATEMENT OF PROFIT AND LOSS FOR THE PERIOD ENDED 31 MARCH 2023
(Amount in rupees hundred, unless otherwise stated)

Particulars	Notes	31 March 2023	31 March 2022
INCOME			
Revenue from operations	12	15,000.00	18,000.00
Other income	13	71.72	27.06
Total Income (I)		15,071.72	18,027.06
EXPENSES			
Employee benefits expenses	14	5,460.00	5,460.00
Other expenses	15	3,690.44	3,599.96
Total Expenses (II)		9,150.44	9,059.96
Profit before tax from continuing operations (I-II)		5,921.28	8,967.10
Tax expense:			
Current Tax (pertaining to earlier years)		615.85	700.15
Profit for the year from continuing operations		5,305.43	8,266.95
Other Comprehensive Income		-	-
Total other comprehensive income for the year, net of tax		-	-
Total comprehensive income for the year, net of tax		5,305.43	8,266.95
Earnings per equity share:			
(1) Basic	16	0.027	0.043
(2) Diluted		0.027	0.043

Summary of significant accounting policies 3

The accompanying notes are an integral part of the financial statements.

As per our report of even date

For Sohil Agarwal & Associates
Firm registration No : 029226N
Chartered Accountants

Sohil Agarwal
Proprietor
Membership No. : 536583



Place : New Delhi
Date : 26 MAY 2023

For and on behalf of the Board of Directors of
BUDGET HOTELS INDIA PRIVATE LIMITED

Vikas Kumar
Director
DIN-07757791

B.S.
Balvinder Sahrawat
Director
DIN-07096881

Vandana Bansal
Chief Financial Officer

Shweta
Shweta Jain
Chief Executive Officer

Meenakshi Tanwar
Company Secretary
M.No - A44083

CAMAREDERIE PROPERTIES PRIVATE LIMITED
BALANCE SHEET AS AT 31 MARCH 2023
(Amount in rupees hundred, unless otherwise stated)

	Notes	As at 31 March 2023	As at 31 March 2022
ASSETS			
Non-current assets			
Financial Assets			
Investments	4	35,027.50	35,027.50
		<u>35,027.50</u>	<u>35,027.50</u>
Current assets			
Inventories	5	4,64,968.75	4,64,968.75
Financial assets			
Cash and cash equivalents	6	523.02	361.83
Other financial assets	7	58,263.58	58,263.58
Other current assets	8	-	-
Current tax assets (net)	9	284.77	236.14
		<u>5,24,040.12</u>	<u>5,23,830.30</u>
Total Assets		<u>5,59,067.62</u>	<u>5,58,857.80</u>
EQUITY AND LIABILITIES			
Equity			
Equity share capital	10	1,000.00	1,000.00
Other equity	11	40,930.91	41,072.96
Total equity		<u>41,930.91</u>	<u>42,072.96</u>
LIABILITIES			
Current liabilities			
Financial liabilities			
Trade payables			
-total outstanding dues of micro and small enterprises	12	-	-
-total outstanding dues other than micro and small enterprises		79.00	59.00
Other financial liabilities	13	1,000.00	1,000.00
Other current liabilities	14	5,16,057.71	5,15,725.84
Total liabilities		<u>5,17,136.71</u>	<u>5,16,784.84</u>
Total Equity and Liabilities		<u>5,59,067.62</u>	<u>5,58,857.80</u>

Summary of significant accounting policies

3

The accompanying notes are an integral part of the financial statements.

As per our report of even date

For N A V R A T N & C O L L P
Firm Reg. No.: N500107
Chartered Accountants

Nitish Mittal
Nitish Mittal
Partner
Membership No.: 095371



For and on behalf of the Board of Directors of
CAMAREDERIE PROPERTIES PRIVATE LIMITED

Kamal Malik
Kamal Malik
Director
DIN- 08129137

Suman Batra
Suman Batra
Director
DIN- 09716451

Place : Gurugram
Date :

26 MAY 2023

CAMAREDERIE PROPERTIES PRIVATE LIMITED
STATEMENT OF PROFIT AND LOSS FOR THE YEAR ENDED 31 MARCH 2023
(Amount in rupees hundred, unless otherwise stated)

Particulars	Notes	31 March 2023	31 March 2022
INCOME			
Other income	15	486.31	84.74
Total Income		486.31	84.74
EXPENSES			
Other expenses	16	621.87	189.18
Finance costs	17	6.49	6.49
Total Expenses		628.36	195.67
Profit/(Loss) before tax from continuing operations		(142.05)	(110.93)
Tax expense:			
Current tax		-	-
Profit/(Loss) for the year from continuing operations		(142.05)	(110.93)
Other comprehensive income		-	-
Total other comprehensive income for the year, net of tax		-	-
Total comprehensive income/(loss) for the year, net of tax		(142.05)	(110.93)
Earnings per equity share:			
(1) Basic	18	(1.42)	(1.11)
(2) Diluted		(1.42)	(1.11)

Summary of significant accounting policies 3

The accompanying notes are an integral part of the financial statements.

As per our report of even date

For **NAVRA TN & CO LLP**
Firm Reg. No.: N500107
Chartered Accountants


Nitish Mittal
Partner
Membership No.: 09557




Place : Gurugram
Date :

26 MAY 2023

For and on behalf of the Board of Directors of
CAMAREDERIE PROPERTIES PRIVATE LIMITED


Kamal Malik
Director
DIN- 08129137


Suman Butra
Director
DIN- 09716451

CAMELLIA PROPERTIES PRIVATE LIMITED
BALANCE SHEET AS AT 31 MARCH 2023
(Amount in rupees hundred, unless otherwise stated)

	Notes	As at 31 March 2023	As at 31 March 2022
ASSETS			
Current assets			
Financial assets			
Cash and cash equivalents	4	244.43	233.52
Other current assets	5	-	-
Total Assets		244.43	233.52
EQUITY AND LIABILITIES			
Equity			
Equity share capital	6	1,000.00	1,000.00
Other equity	7	(22,762.41)	(22,640.84)
Total equity		(21,762.41)	(21,640.84)
LIABILITIES			
Current liabilities			
Financial liabilities			
Trade payables	8	-	-
-total outstanding dues of micro and small enterprises			
-total outstanding dues other than micro and small enterprises		79.00	59.00
Other current liabilities	9	21,927.84	21,815.36
Total liabilities		22,006.84	21,874.36
Total equity and liabilities		244.43	233.52
Summary of significant accounting policies	3		

The accompanying notes are an integral part of the financial statements.

As per our report of even date

For Sanjay Rastogi & Associates
Firm registration No : 014056N
Chartered Accountants



CA Sanjay Rastogi
Proprietor
Membership No. : 075033

UDIN No. : 23075033BGAFXA4445


Place : New Delhi

Date :

26 MAY 2023



For and on behalf of the Board of Directors of
CAMELLIA PROPERTIES PRIVATE LIM



Manoj Lamba
Director
DIN-09718405



Manish Kumar
Director
DIN-08376582

CAMELLIA PROPERTIES PRIVATE LIMITED
STATEMENT OF PROFIT AND LOSS FOR THE YEAR ENDED 31 MARCH 2023
(Amount in rupees hundred, unless otherwise stated)

Particulars	Notes	31 March 2023		31 March 2022	
INCOME					
Revenue from operations		-	-	-	-
Total income		-	-	-	-
Expenses					
Finance costs	10	6.49	6.49	6.49	6.49
Other expenses	11	115.08	98.20	98.20	98.20
Total Expenses		121.57	104.69	104.69	104.69
(Loss) before tax from continuing operations		(121.57)	(104.69)	(104.69)	(104.69)
Tax expense:					
Current tax		-	-	-	-
(Loss) for the year from continuing operations		(121.57)	(104.69)	(104.69)	(104.69)
Other comprehensive income		-	-	-	-
Total other comprehensive (loss) for the year, net of tax		-	-	-	-
Total comprehensive income/(loss) for the year, net of tax		(121.57)	(104.69)	(104.69)	(104.69)
Earnings per equity share:					
Basic (Rs.)	12	(1.22)	(1.05)	(1.05)	(1.05)
Diluted (Rs.)		(1.22)	(1.05)	(1.05)	(1.05)

Summary of significant accounting policies 3

The accompanying notes are an integral part of the financial statements.

As per our report of even date

For Sanjay Rastogi & Associates
Firm registration No : 014056N
Chartered Accountants

CA Sanjay Rastogi
Proprietor
Membership No. : 075033

UDIN No. : 23075033BGQFXA4445

Place : New Delhi

Date : 26 MAY 2023



For and on behalf of the Board of Directors of
CAMELLIA PROPERTIES PRIVATE LIMITED

Manoj Lamba
Director
DIN-09718405

Manish Kumar
Manish Kumar
Director
DIN-08376582

CAPEX PROJECTS PRIVATE LIMITED
STATEMENT OF PROFIT AND LOSS FOR THE YEAR ENDED 31 MARCH 2023
(Amount in rupees hundred, unless otherwise stated)

Particulars	Notes	31 March 2023	31 March 2022
INCOME			
Other Income	13	22.90	1,610.10
Total Income		22.90	1,610.10
Expenses			
Finance costs	14	6.49	6.49
Other expenses	15	114.96	1,721.54
Total Expenses		121.45	1,728.03
Profit/ (Loss) before tax from continuing operations		(98.55)	(117.93)
Tax expense:			
Current tax		-	-
Profit/ (Loss) for the year from continuing operations		(98.55)	(117.93)
Other comprehensive income		-	-
Total other comprehensive income for the year, net of tax		-	-
Total comprehensive income/(loss) for the year, net of tax		(98.55)	(117.93)
Earnings per equity share:			
(1) Basic (Rs.)	16	(0.99)	(1.18)
(2) Diluted (Rs.)		(0.99)	(1.18)
Summary of significant accounting policies	3		

The accompanying notes are an integral part of the financial statements.

As per our report of even date

For Rajeev & Anil
Firm registered No. 000711
Chartered Accountants

Rajeev Beniwal
Partner
Membership No. 100000

Place : New Delhi

Date :

26 MAY 2023

For and on behalf of the Board of Directors of
CAPEX PROJECTS PRIVATE LIMITED

Suman Batra
Director
DIN- 09716451

Anil Kumar Beniwal
Director
DIN- 08129129

CASING PROPERTIES PRIVATE LIMITED
BALANCE SHEET AS AT 31 MARCH 2023
(Amount in rupees hundred, unless otherwise stated)

	Notes	As at	
		31 March 2023	31 March 2022
ASSETS			
Current assets			
Inventories			
Financial assets	4	2,33,253.60	3,00,862.10
Cash and cash equivalents	5	317.22	237.79
Other financial assets	6	42,888.82	42,888.82
Total Assets		2,76,459.64	3,43,988.71
EQUITY AND LIABILITIES			
Equity			
Equity share capital	7	1,000.00	1,000.00
Other equity	8	(24,964.97)	(21,029.58)
Total equity		(23,964.97)	(20,029.58)
LIABILITIES			
Current liabilities			
Financial liabilities			
Trade payables	9	-	-
-total outstanding dues of micro and small enterprises			
-total outstanding dues other than micro and small enterprises		79.00	59.00
Other current liabilities	10	3,00,345.62	3,63,959.29
Total liabilities		3,00,424.62	3,64,018.29
Total Equity and Liabilities		2,76,459.65	3,43,988.71
Summary of significant accounting policies	3		

The accompanying notes are an integral part of the financial statements.

As per our report of even date

For Rajeev Samal & Associates
Firm Registration No. 084833
Chartered Accountants



Rajeev Samal
Partner
Membership No. : 084833

For and on behalf of the Board of Directors of
CASING PROPERTIES PRIVATE LIMITED


Akshat Maheshwari
Director
DIN-07504909


Surjan Jain
Director
DIN-08385675

Place : New Delhi

Date :

26 MAY 2023

CASING PROPERTIES PRIVATE LIMITED
STATEMENT OF PROFIT AND LOSS FOR THE YEAR ENDED 31 MARCH 2023

Particulars	Notes	31 March 2023		31 March 2022	
INCOME					
Revenue from operations					
Total Income	11	106.63		-	
EXPENSES					
Finance costs	12	6.22		6.91	
Other expenses	13	4,035.80		1,652.68	
Total Expenses		4,042.02		1,659.59	
Profit/(Loss) before tax from continuing operations		(3,935.39)		(1,659.59)	
Tax expense:					
Current tax		-		-	
Profit/(Loss) for the year from continuing operations		(3,935.39)		(1,659.59)	
Other comprehensive income					
Total other comprehensive income for the year, net of tax		-		-	
Total comprehensive income/(loss) for the year, net of tax		(3,935.39)		(1,659.59)	
Earnings per equity share:					
(1) Basic (Rs.)	14	(39.35)		(16.60)	
(2) Diluted (Rs.)		(39.35)		(16.60)	
Summary of significant accounting policies	3				

The accompanying notes are an integral part of the financial statements.

As per our report of even date

For Rajeev & Associates
 Firm registered with
 Chartered Accountants

Rajeev Sahasrwal
 Partner
 Membership No. 0004533



For and on behalf of the Board of Directors of
CASING PROPERTIES PRIVATE LIMITED

Akshat Maheshwari
 Director
 DIN-07504909

Sumati Jain
 Director
 DIN-08385675

Place : New Delhi
 Date :

26 MAY 2023

CATS EYE PROPERTIES PRIVATE LIMITED
BALANCE SHEET AS AT 31 MARCH 2023
 (Amount in rupees hundred, unless otherwise stated)

	Notes	As at 31 March 2023	As at 31 March 2022
ASSETS			
Current assets			
Inventories	4	5,87,348.95	5,87,348.95
Financial assets			
Cash and cash equivalents	5	245.51	212.00
Total Assets		5,87,594.46	5,87,560.95
EQUITY AND LIABILITIES			
Equity			
Equity share capital	6	1,000.00	1,000.00
Other equity	7	37,628.94	37,771.00
Total equity		38,628.94	38,771.00
LIABILITIES			
Current liabilities			
Financial liabilities			
Trade payables	8	-	-
-total outstanding dues of micro and small enterprises			
-total outstanding dues other than micro and small enterprises		79.00	59.00
Other current liabilities	9	5,48,886.51	5,48,730.95
Total liabilities		5,48,965.51	5,48,789.95
Total Equity and Liabilities		5,87,594.46	5,87,560.95

Summary of significant accounting policies

3

The accompanying notes are an integral part of the financial statements.

As per our report of even date

For Rajeev & Ajay
 Firm registration No. 0099778
 Chartered Accountants

Rajeev Sabharwal
 Partner
 Membership No. 098888



For and on behalf of the Board of Directors of
CATS EYE PROPERTIES PRIVATE LIMITED

Neetu
 Director
 DIN- 08860672

Kamal Malik
 Director
 DIN- 08129137

Place : New Delhi
 Date :

26 MAY 2023

CATS EYE PROPERTIES PRIVATE LIMITED
STATEMENT OF PROFIT AND LOSS FOR THE YEAR ENDED 31 MARCH 2023
(Amount in rupees hundred, unless otherwise stated)

Particulars	Notes	31 March 2023	31 March 2022
INCOME			
Revenue from operations		-	-
Total income		-	-
EXPENSES			
Finance costs	10	6.49	6.49
Other expenses	11	135.56	104.44
Total Expenses		142.05	110.93
(Loss) before tax from continuing operations		(142.05)	(110.93)
Tax expense:			
Current tax		-	-
(Loss) for the year from continuing operations		(142.05)	(110.93)
Other comprehensive income		-	-
Total other comprehensive income for the year, net of tax		-	-
Total comprehensive income/(loss) for the year, net of tax		(142.05)	(110.93)
Earnings per equity share:			
(1) Basic	12	(1.42)	(1.11)
(2) Diluted		(1.42)	(1.11)
Summary of significant accounting policies			
	3		

The accompanying notes are an integral part of the financial statements.

As per our report of even date

For Rajeev & Ajay
Firm registration No : 009977N
Chartered Accountants

Rajeev Sabherwal
Partner
Membership No - 084833



Place : New Delhi
Date :

26 MAY 2023

For and on behalf of the Board of Directors of
CATS EYE PROPERTIES PRIVATE LIMITED

Neel
Director
DIN- 08860672

Kamal Malik
Director
DIN- 08129137

CHARBHUJA PROPERTIES PRIVATE LIMITED
BALANCE SHEET AS AT 31 MARCH 2023
(Amount in rupees hundred, unless otherwise stated)

	Notes	As at 31 March 2023	As at 31 March 2022
ASSETS			
Current assets			
Inventories	4	66,07,223.37	66,13,512.60
Financial assets			
Cash and cash equivalents	5	244.61	214.76
Other financial assets	6	14,044.80	3,23,845.98
Current tax assets (net)	7	-	-
		66,21,512.78	69,37,573.34
Total Assets		66,21,512.78	69,37,573.34
EQUITY AND LIABILITIES			
Equity			
Equity share capital	8	1,000.00	1,000.00
Other equity	9	8,412.11	8,559.06
Total equity		9,412.11	9,559.06
LIABILITIES			
Current liabilities			
Financial liabilities			
Trade payables	10	-	-
-total outstanding dues of micro and small enterprises		-	-
-total outstanding dues other than micro and small enterprises		79.00	59.00
Other current liabilities	11	66,12,021.67	69,27,955.28
Total liabilities		66,12,100.67	69,28,014.28
Total Equity and Liabilities		66,21,512.78	69,37,573.34

Summary of significant accounting policies

3

The accompanying notes are an integral part of the financial statements.

As per our report of even date

For **NAVRATN & CO LLP**
Firm registration No.: N500107
Chartered Accountants


Nitish Mittal
Partner
Membership No.: 095371



Place : Gurugram
Date :

26 MAY 2023

For and on behalf of the Board of Directors of
CHARBHUJA PROPERTIES PRIVATE LIMITED


Tanuj Kumar Shorya
Director
DIN-09793807


Neelu
Director
DIN-08860672

CHARBHUJA PROPERTIES PRIVATE LIMITED
STATEMENT OF PROFIT AND LOSS FOR THE YEAR ENDED 31 MARCH 2023
(Amount in rupees hundred, unless otherwise stated)

Particulars	Notes	31 March 2023	31 March 2022
INCOME			
Revenue from operations	12	-	361.88
Total Income		-	361.88
Expenses			
Finance costs	13	5.15	6.49
Other expenses	14	141.80	101.32
Total Expenses		146.95	107.81
Profit/(Loss) before tax from continuing operations		(146.95)	254.07
Tax expense:			
Current tax		-	-
Profit/(Loss) for the year from continuing operations		(146.95)	254.07
Other comprehensive income		-	-
Total other comprehensive income/(loss) for the year, net of tax		-	-
Total comprehensive income/(loss) for the year, net of tax		(146.95)	254.07
Earnings per equity share:			
(1) Basic	15	(1.47)	2.54
(2) Diluted		(1.47)	2.54

Summary of significant accounting policies

3

The accompanying notes are an integral part of the financial statements.

As per our report of even date

For **NAV RATN & CO LLP**
Firm registration No.: N500107
Chartered Accountants



Nitish Mittal
Partner
Membership No.: 095311



Place : Gurugram
Date :

26 MAY 2023

For and on behalf of the Board of Directors of
CHARBHUJA PROPERTIES PRIVATE LIMITED


Tanuj Kumar Shorya
Director
DIN-09793807


Neelu
Director
DIN-08860672

CHARISMATIC REALTORS PRIVATE LIMITED
BALANCE SHEET AS AT 31 MARCH 2023
(Amount in rupees hundred, unless otherwise stated)

	Notes	As at 31 March 2023	As at 31 March 2022
ASSETS			
Current assets			
Inventories	4	1,90,137.13	1,90,137.13
Financial assets			
Cash and cash equivalents	5	274.86	268.35
Current tax assets (net)	6	7.14	7.14
Total Assets		1,90,419.13	1,90,412.62
EQUITY AND LIABILITIES			
Equity			
Equity share capital	7	1,000.00	1,000.00
Other equity	8	11,178.13	11,629.70
Total equity		12,178.13	12,629.70
LIABILITIES			
Current liabilities			
Financial liabilities			
Trade payables	9	-	-
-total outstanding dues of micro and small enterprises			
-total outstanding dues other than micro and small enterprises		79.00	59.00
Other current liabilities	10	1,78,162.00	1,77,723.92
Total liabilities		1,78,241.00	1,77,782.92
Total Equity and Liabilities		1,90,419.13	1,90,412.62

Summary of significant accounting policies

3

The accompanying notes are an integral part of the financial statements.

As per our report of even date

For Rajeev Saini
Firm registration No.: 00072
Chartered Accountants
NEW DELHI
Rajeev Saini
Partner
Membership No.: 084833

Place : New Delhi

Date :

26 MAY 2023

For and on behalf of the Board of Directors of
CHARISMATIC REALTORS PRIVATE LIMITED

Vikas K. Yadav *Pankaj Kishore Chaturvedi*

Vikas Kumar Yadav
Director
DIN- 09753074

Pankaj Kishore Chaturvedi
Director
DIN- 07119298

CHARISMATIC REALTORS PRIVATE LIMITED
STATEMENT OF PROFIT AND LOSS FOR THE YEAR ENDED 31 MARCH 2023
(Amount in rupees hundred, unless otherwise stated)

Particulars	Notes	31 March 2023	31 March 2022
INCOME			
Revenue from operations		-	-
Total Income		-	-
Expenses			
Finance costs	11	6.49	6.49
Other expenses	12	445.08	101.32
Total Expenses		451.57	107.81
(Loss) before tax from continuing operations		(451.57)	(107.81)
Tax expense:			
Current tax		-	-
(Loss) for the year from continuing operations		(451.57)	(107.81)
Other comprehensive income		-	-
Total other comprehensive income/(loss) for the year, net of tax		-	-
Total comprehensive income/(loss) for the year, net of tax		(451.57)	(107.81)
Earnings per equity share:			
(1) Basic (Rs.)	13	(4.52)	(1.08)
(2) Diluted (Rs.)		(4.52)	(1.08)

Summary of significant accounting policies

3

The accompanying notes are an integral part of the financial statements.

As per our report of even date

For Rajeev & Ajay
Firm registration No. 0848
Chartered Accountants

Rajeev Subharwa
Partner
Membership No.: 0848



For and on behalf of the Board of Directors of
CHARISMATIC REALTORS PRIVATE LIMITED

Vikas K. Yadav *Pankaj Kishore Chaturvedi*

Vikas Kumar Yadav
Director
DIN- 09753074

Pankaj Kishore Chaturvedi
Director
DIN- 07119298

Place : New Delhi
Date :

26 MAY 2023

CHINTZ CONBUILD PRIVATE LIMITED
BALANCE SHEET AS AT 31 MARCH 2023
(Amount in rupees hundred, unless otherwise stated)

	Notes	As at 31 March 2023	As at 31 March 2022
ASSETS			
Current assets			
Inventories	4	12,57,387.83	12,57,387.83
Financial assets			
Cash and cash equivalents	5	252.21	238.70
Other financial assets	6	73,989.72	73,989.72
Total Assets		13,31,629.76	13,31,616.25
EQUITY AND LIABILITIES			
Equity			
Equity share capital	8	1,000.00	1,000.00
Other equity	9	(4,413.06)	(4,294.61)
Total equity		(3,413.06)	(3,294.61)
LIABILITIES			
Current liabilities			
Financial liabilities			
Trade payables			
-total outstanding dues of micro and small enterprises	10	-	-
-total outstanding dues other than micro and small		79.00	59.00
Other current liabilities	11	13,34,963.82	13,34,851.86
Total liabilities		13,35,042.82	13,34,910.86
Total Equity and Liabilities		13,31,629.76	13,31,616.25
Summary of significant accounting policies	3		

The accompanying notes are an integral part of the financial statements.

As per our report of even date

For Rajeev & Ajay
Firm registration No : 009977N
Chartered Accountants

Rajeev Sabharwal
Partner
Membership No. 084833

For and on behalf of the Board of Directors of
CHINTZ CONBUILD PRIVATE LIMITED


Pankaj Kishore Chaturvedi
Director
DIN-07119298


Manoj Singh
Director
DIN-08129479

Place : New Delhi

Date :

26 MAY 2023

CHINTZ CONBUILD PRIVATE LIMITED
STATEMENT OF PROFIT AND LOSS FOR THE YEAR ENDED 31 MARCH 2023
(Amount in rupees hundred, unless otherwise stated)

Particulars	Notes	31 March 2023	31 March 2022
INCOME			
Revenue from operations		-	-
Total Income		-	-
EXPENSES			
Finance costs	12	6.49	6.50
Other expenses	13	111.96	98.20
Total Expenses		118.45	104.70
Profit/(Loss) before tax from continuing operations		(118.45)	(104.70)
Tax expense:			
Current tax		-	-
Profit/(Loss) for the year from continuing operations		(118.45)	(104.70)
Other comprehensive income			
Total other comprehensive income for the year, net of tax		-	-
Total comprehensive (loss) for the year, net of tax		(118.45)	(104.70)
Earnings per equity share:			
(1) Basic	14	(1.18)	(0.01)
(2) Diluted		(1.18)	(0.01)
Summary of significant accounting policies	3		

The accompanying notes are an integral part of the financial statements.

As per our report of even date

For Rajeev & Ajay
Firm registration No : 001977N
Chartered Accountants

Rajeev Solanki
Partner
Member No. : 10845



For and on behalf of the Board of Directors of
CHINTZ CONBUILD PRIVATE LIMITED

Pankaj Kishore Chaturvedi
Director
DIN-07119298

Mansi Soti
Director
DIN-08129479

Place : New Delhi

Date :

26 MAY 2023

CHIRAYU BUILDTECH PRIVATE LIMITED
BALANCE SHEET AS AT 31 MARCH 2023
(Amount in rupees hundred, unless otherwise stated)

	Notes	As at 31 March 2023	As at 31 March 2022
ASSETS			
Current assets			
Inventories	4	-	-
Financial assets			
Cash and cash equivalents	5	370.58	271.60
Other financial assets	6	12,01,510.07	12,01,510.07
Current tax assets (net)	7	4,668.16	4,548.67
Total Assets		12,06,548.81	12,06,330.34
EQUITY AND LIABILITIES			
Equity			
Equity share capital	8	1,000.00	1,000.00
Other equity	9	(54,867.25)	(54,718.08)
Total equity		(53,867.25)	(53,718.08)
LIABILITIES			
Current liabilities			
Financial liabilities			
Trade payables	10	-	-
-total outstanding dues of micro and small enterprises			
-total outstanding dues other than micro and small enterprises		79.00	59.00
Other current liabilities	11	12,60,337.06	12,59,989.42
Total liabilities		12,60,416.06	12,60,048.42
Total Equity and Liabilities		12,06,548.81	12,06,330.34

Summary of significant accounting policies

3

The accompanying notes are an integral part of the financial statements.

As per our report of even date

For Rajeev & Associates
Firm registered with the Institute of Chartered Accountants
Chartered Accountants
NEW DELHI
Rajeev Singh
Partner
Membership No. : 084833



For and on behalf of the Board of Directors of
CHIRAYU BUILDTECH PRIVATE LIMITED

Vikas K. Yadav

Vikas Kumar Yadav
Director
DIN-09753074

Narendra Singh Patwa
Narendra Singh Patwa
Director
DIN-08129131

Place : New Delhi

Date :

26 MAY 2023

CHIRAYU BUILDTECH PRIVATE LIMITED
STATEMENT OF PROFIT AND LOSS FOR THE YEAR ENDED 31 MARCH 2023
(Amount in rupees hundred, unless otherwise stated)

Particulars	Notes	31 March 2023	31 March 2022
INCOME			
Other Income			
Total Income	12	1,194.96	-
EXPENSES			
Finance costs	13	6.49	6.49
Other expenses	14	1,337.64	103.20
Total Expenses		1,344.13	109.69
Profit/(Loss) before tax from continuing operations		(149.17)	(109.69)
Tax expense:			
Current tax		-	-
Profit/(Loss) for the year from continuing operations		(149.17)	(109.69)
Other comprehensive income		-	-
Total other comprehensive income for the year, net of tax		-	-
Total comprehensive (loss)/income for the year, net of tax		(149.17)	(109.69)
Earnings per equity share:			
(1) Basic	15	(1.49)	(1.10)
(2) Diluted		(1.49)	(1.10)
Summary of significant accounting policies	3		

The accompanying notes are an integral part of the financial statements.

As per our report of even date

For Rajeev & Associates
Firm registration No : 0099
Chartered Accountants
NEW DELHI
Rajeev Saini
Partner
Membership No. : 084833

For and on behalf of the Board of Directors of
CHIRAYU BUILDTECH PRIVATE LIMITED

Vikas K. Yadav

Vikas Kumar Yadav
Director
DIN-09753074

Narendra Singh Patwal
Director
DIN-08129131

Place : New Delhi
Date :

26 MAY 2023

CHOIR DEVELOPERS PRIVATE LIMITED
BALANCE SHEET AS AT 31 MARCH 2023
(Amount in rupees hundred, unless otherwise stated)

	Notes	As at 31 March 2023	As at 31 March 2022
ASSETS			
Current assets			
Inventories	4	28,16,371.35	28,11,066.72
Financial assets			
Cash and cash equivalents	5	366.97	236.84
Other current assets	6	-	-
Total Assets		28,16,738.32	28,11,303.56
EQUITY AND LIABILITIES			
Equity			
Equity share capital	7	1,000.00	1,000.00
Other equity	8	(5,713.75)	(5,592.18)
Total equity		(4,713.75)	(4,592.18)
LIABILITIES			
Current liabilities			
Financial liabilities			
Trade payables			
-total outstanding dues of micro and small enterprises	9	-	-
-total outstanding dues other than micro and small enterprises		79.00	59.00
Other current liabilities	10	28,21,373.07	28,15,836.74
Total liabilities		28,21,452.07	28,15,895.74
Total Equity and Liabilities		28,16,738.32	28,11,303.56
Summary of significant accounting policies	3		

The accompanying notes are an integral part of the financial statements.

As per our report of even date

For Rajeev & Anay
Firm registered with Ministry of Corporate Affairs, New Delhi
Chartered Accountants

Rajeev Subharyal
Partner
Membership No. : 084833

Place : New Delhi

Date : 26 MAY 2023

For and on behalf of the Board of Directors of
CHOIR DEVELOPERS PRIVATE LIMITED

Vikas K. Yadav

Vikas Kumar Yadav
Director
DIN-09753074

Maharaj Soni

Maharaj Soni
Director
DIN-08129479

CHOIR DEVELOPERS PRIVATE LIMITED
STATEMENT OF PROFIT AND LOSS FOR THE YEAR ENDED 31 MARCH 2023
(Amount in rupees hundred, unless otherwise stated)

Particulars	Notes	31 March 2023	31 March 2022
INCOME			
Revenue from operations		-	-
Total Income		-	-
EXPENSES			
Finance costs	11	6.49	6.49
Other expenses	12	115.08	98.20
Total Expenses		121.57	104.69
Profit/(Loss) before tax from continuing operations		(121.57)	(104.69)
Tax expense:			
Current tax		-	-
Profit/(Loss) for the year from continuing operations		(121.57)	(104.69)
Other comprehensive income			
Total other comprehensive income for the year, net of tax		-	-
Total comprehensive income/(loss) for the year, net of tax		(121.57)	(104.69)
Earnings per equity share:			
(1) Basic	13	(1.22)	(1.05)
(2) Diluted		(1.22)	(1.05)
Summary of significant accounting policies	3		

The accompanying notes are an integral part of the financial statements.

As per our report of even date

For Rajeev & Ajay
Firm registered with the Institute of Chartered Accountants of India
Chartered Accountants
Rajeev Subharwal
Partner
Member since 2013



For and on behalf of the Board of Directors of
CHOIR DEVELOPERS PRIVATE LIMITED

Vikas K. Yadav
Director
DIN-09753074

Manoj Smiti
Director
DIN-08129479

Place : New Delhi
Date : 26 MAY 2023

CHUM PROPERTIES PRIVATE LIMITED
BALANCE SHEET AS AT 31 MARCH 2023
(Amount in rupees hundred, unless otherwise stated)

	Notes	As at	
		31 March 2023	31 March 2022
ASSETS			
Current assets			
Inventories			
Financial assets	4	28,17,247.68	28,09,390.06
Cash and cash equivalents			
Other current assets	5	267.11	228.49
Total Assets	6	<u>28,17,514.79</u>	<u>28,09,618.55</u>
EQUITY AND LIABILITIES			
Equity			
Equity share capital	7	1,000.00	1,000.00
Other equity	8	(3,502.77)	(3,384.32)
Total equity		(2,502.77)	(2,384.32)
LIABILITIES			
Current liabilities			
Financial liabilities			
Trade payables	9	-	-
-total outstanding dues of micro and small enterprises			
-total outstanding dues other than micro and small enterprises		79.00	59.00
Other current liabilities	10	28,19,938.56	28,11,943.87
Total liabilities		<u>28,20,017.56</u>	<u>28,12,002.87</u>
Total Equity and Liabilities		<u>28,17,514.79</u>	<u>28,09,618.55</u>
Summary of significant accounting policies	3		

The accompanying notes are an integral part of the financial statements.

As per our report of even date

For Rajeev & Ajay
Firm registration No.: 009977N
Chartered Accountants

Rajeev Saharwal
Partner
Membership No.: 084833



For and on behalf of the Board of Directors of
CHUM PROPERTIES PRIVATE LIMITED

Praveen Kumar Madan
Director
DIN-08595762

Jitesh Sharma
Director
DIN-08428478

Place : New Delhi
Date :

28 MAY 2023

CHUM PROPERTIES PRIVATE LIMITED
STATEMENT OF PROFIT AND LOSS FOR THE YEAR ENDED 31 MARCH 2023
(Amount in rupees hundred, unless otherwise stated)

Particulars		31 March 2023	31 March 2022
INCOME			
Revenue from operations		-	-
Total Income		-	-
EXPENSES			
Finance costs	11	6.49	6.49
Other expenses	12	111.96	98.20
Total Expenses		118.45	104.69
Profit/(Loss) before tax from continuing operations		(118.45)	(104.69)
Tax expense:			
Current tax		-	-
Profit/(Loss) for the year from continuing operations		(118.45)	(104.69)
Other comprehensive income		-	-
Total other comprehensive income for the year, net of tax		-	-
Total comprehensive (loss) for the year, net of tax		(118.45)	(104.69)
Earnings per equity share:	13		
(1) Basic		(1.18)	(1.05)
(2) Diluted		(1.18)	(1.05)
Summary of significant accounting policies	3		

The accompanying notes are an integral part of the financial statements.

As per our report of even date

For Rajeev & Ajay
Firm registration No: 00997774
Chartered Accountants

Rajeev Sahharwal
Partner
Membership No: 084833

For and on behalf of the Board of Directors of
CHUM PROPERTIES PRIVATE LIMITED

Praveen Kumar Mad: Jitesh Sharma
Director Director
DIN-08595762 DIN-08428478

Place : New Delhi
Date :

26 MAY 2023

COMPACT PROJECTS PRIVATE LIMITED
BALANCE SHEET AS AT 31 MARCH 2023
(Amount in rupees hundred, unless otherwise stated)

	Notes	As at 31 March 2023	As at 31 March 2022
ASSETS			
Current assets			
Inventories	4	4,98,331.04	4,98,331.04
Financial assets			
Cash and cash equivalents	5	353.77	240.26
Total Assets		4,98,684.81	4,98,571.30
EQUITY AND LIABILITIES			
Equity			
Equity share capital	6	1,000.00	1,000.00
Other equity	7	(5,826.98)	(5,681.93)
Total equity		(4,826.98)	(4,681.93)
LIABILITIES			
Current liabilities			
Financial liabilities			
Trade payables	8		
-total outstanding dues of micro and small enterprises			
-total outstanding dues other than micro and small enterprises		79.00	59.00
Other current liabilities	9	5,03,432.79	5,03,194.23
Total liabilities		5,03,511.79	5,03,253.23
Total Equity and Liabilities		4,98,684.81	4,98,571.30
Summary of significant accounting policies	3		

The accompanying notes are an integral part of the financial statements.

As per our report of even date

For Rajeev & Ajay
Firm registration
Chartered Accountants

Rajeev Srivastava
Partner
Membership No. : 084632

For and on behalf of the Board of Directors of
COMPACT PROJECTS PRIVATE LIMITED


Shaji Kumar Sasidharan
Director
DIN-07119343


Vispendra Singh Chaudhary
Director
DIN-10174911

Place : New Delhi

Date :

26 MAY 2023

COMPACT PROJECTS PRIVATE LIMITED
STATEMENT OF PROFIT AND LOSS FOR THE YEAR ENDED 31 MARCH 2023
(Amount in rupees hundred, unless otherwise stated)

Particulars	Notes	31 March 2023	31 March 2022
INCOME			
Revenue from operations		-	-
Total Income		-	-
EXPENSES			
Finance costs	10	6.49	6.49
Other expenses	11	138.56	99.08
Total Expenses		145.05	105.57
Profit/(Loss) before tax from continuing operations		(145.05)	(105.57)
Tax expense:			
Current tax		-	-
Profit/(Loss) for the year from continuing operations		(145.05)	(105.57)
Other comprehensive income		-	-
Total other comprehensive income for the year, net of tax		-	-
Total comprehensive (loss) for the year, net of tax		(145.05)	(105.57)
Earnings per equity share:			
(1) Basic	12	(1.45)	(1.06)
(2) Diluted		(1.45)	(1.06)
Summary of significant accounting policies	3		

The accompanying notes are an integral part of the financial statements.

As per our report of even date

For Rajeev & Associates
Firm registration No. 10608
Chartered Accountants

Rajeev Sabherwal
Partner
Membership No. 00000000



For and on behalf of the Board of Directors of
COMPACT PROJECTS PRIVATE LIMITED

Shaj Kumar Sasidharan
Director
DIN-07119343

Vispendra Singh Chaudhary
Director
DIN-10174911

Place : New Delhi

Date :

26 MAY 2023

CONSUMMATE PROPERTIES PRIVATE LIMITED
BALANCE SHEET AS AT 31 MARCH 2023
(Amount in rupees hundred, unless otherwise stated)

	Notes	As at 31 March 2023	As at 31 March 2022
ASSETS			
Current assets			
Inventories	4	27,69,691.88	27,72,905.46
Financial assets			
Cash and cash equivalents	5	1,361.58	1,014.39
Other financial assets	6	2,080.81	5,07,328.74
Total Assets		27,73,134.27	32,81,248.59
EQUITY AND LIABILITIES			
Equity			
Equity share capital	7	1,000.00	1,000.00
Other equity	8	(7,039.55)	(6,916.40)
Total equity		(6,039.55)	(5,916.40)
LIABILITIES			
Current liabilities			
Financial liabilities			
Trade payables	9	-	-
-total outstanding dues of micro and small enterprises		-	-
-total outstanding dues other than micro and small enterprises		161.60	59.00
Other current liabilities	10	27,79,012.22	32,87,105.99
Total liabilities		27,79,173.82	32,87,164.99
Total Equity and Liabilities		27,73,134.27	32,81,248.59
Summary of significant accounting policies	3		

The accompanying notes are an integral part of the financial statements.

As per our report of even date

For **NAV R A T N & CO LLP**
Firm Reg. No.: N500107
Chartered Accountants


Nitish Mittal
Partner
Membership No.: 09537



For and on behalf of the Board of Directors of
CONSUMMATE PROPERTIES PRIVATE LIMITED


Mukesh Kumar
Director
DIN- 09635330


Neelja
Director
DIN- 08860672

Place : Gurugram

Date : **26 MAY 2023**

CONSUMMATE PROPERTIES PRIVATE LIMITED
STATEMENT OF PROFIT AND LOSS FOR THE YEAR ENDED 31 MARCH 2023
(Amount in rupees hundred, unless otherwise stated)

Particulars	Notes	31 March 2023	31 March 2022
INCOME			
Revenue from operations		-	-
Total Income		-	-
EXPENSES			
Finance costs	11	4.96	6.59
Other expenses	12	118.20	694.44
Total Expenses		123.16	701.03
(Loss) before tax from continuing operations		(123.16)	(701.03)
Tax expense:			
Current tax		-	-
(Loss) for the year from continuing operations		(123.16)	(701.03)
Other comprehensive income		-	-
Total other comprehensive income for the year, net of tax		-	-
Total comprehensive (loss) for the year, net of tax		(123.16)	(701.03)
Earnings per equity share:			
(1) Basic	13	(1.23)	(7.01)
(2) Diluted		(1.23)	(7.01)

Summary of significant accounting policies

3

The accompanying notes are an integral part of the financial statements.

As per our report of even date

For **NAV R A T N & CO LLP**
Firm Reg. No.: N500107
Chartered Accountants


Nitish Mittal
Partner
Membership No.: 095371



For and on behalf of the Board of Directors of
CONSUMMATE PROPERTIES PRIVATE LIMITED


Mukesh Kumar
Director
DIN- 09635330


Neelam
Director
DIN- 08860672

Place : Gurugram

Date : 26 MAY 2023

CROCK BUILDWELL PRIVATE LIMITED
BALANCE SHEET AS AT 31 MARCH 2023
(Amount in rupees hundred, unless otherwise stated)

	Notes	As at	
		31 March 2023	31 March 2022
ASSETS			
Current assets			
Inventories	4	52,403.88	52,403.88
Financial assets			
Cash and cash equivalents	5	279.15	385.63
Other financial assets	6	1,03,695.82	1,03,695.82
Total Assets		1,56,378.85	1,56,485.33
EQUITY AND LIABILITIES			
Equity			
Equity share capital	7	1,000.00	1,000.00
Other equity	8	(9,213.45)	(7,177.17)
Total equity		(8,213.45)	(6,177.17)
LIABILITIES			
Current liabilities			
Financial liabilities			
Trade payables			
-total outstanding dues of micro and small enterprises	9	-	-
-total outstanding dues other than micro and small enterprises		79.00	59.00
Other current liabilities	10	1,64,435.75	1,62,525.95
Current tax liabilities (net)	11	77.55	77.55
Total liabilities		1,64,592.30	1,62,662.50
Total Equity and Liabilities		1,56,378.85	1,56,485.33

Summary of significant accounting policies

3

The accompanying notes are an integral part of the financial statements.

As per our report of even date

For Rajeev & Ajay
Firm registration No.: 009977N
Chartered Accountants

Rajeev Sabharwal
Partner
Membership No.: 084833



For and on behalf of the Board of Directors of
CROCK BUILDWELL PRIVATE LIMITED

Anil Kumar Beniwal
Director
DIN- 08129129

Mukesh Kumar
Director
DIN- 09635330

Place : New Delhi
Date :

26 MAY 2023

CROCK BUILDWELL PRIVATE LIMITED
STATEMENT OF PROFIT AND LOSS FOR THE YEAR ENDED 31 MARCH 2023
(Amount in rupees hundred, unless otherwise stated)

Particulars	Notes	31 March 2023		31 March 2022	
INCOME					
Revenue from operations		-		94.53	
Total income		-		94.53	
EXPENSES					
Finance costs	12	6.48		6.49	
Other expenses	13	2,029.80		101.32	
Total Expenses		2,036.28		107.81	
(Loss) before tax from continuing operations		(2,036.28)		(13.28)	
Tax expense:					
Current tax		-		-	
(Loss) for the year from continuing operations		(2,036.28)		(13.28)	
Other comprehensive income		-		-	
Total other comprehensive income for the year, net of tax		-		-	
Total comprehensive income/(loss) for the year, net of tax		(2,036.28)		(13.28)	
Earnings per equity share:	14				
(1) Basic		(20.36)		(0.13)	
(2) Diluted		(20.36)		(0.13)	

Summary of significant accounting policies

3

The accompanying notes are an integral part of the financial statements.

As per our report of even date

For Rajeev & Ajay
Firm registration No : 00902721
Chartered Accountants

Rajeev Sabharwal
Partner
Membership No.: 0848531



For and on behalf of the Board of Directors of
CROCK BUILDWELL PRIVATE LIMITED


Anil Kumar Beniwal
Director
DIN- 08129129


Mukesh Kumar
Director
DIN- 09635330

Place : New Delhi

Date :

26 MAY 2023

CROCUS BUILDERS PRIVATE LIMITED
BALANCE SHEET AS AT 31 MARCH 2023
(Amount in rupees hundred, unless otherwise stated)

	Notes	As at 31 March 2023	As at 31 March 2022
ASSETS			
Current assets			
Inventories	4	30,56,125.20	30,56,125.20
Financial assets			
Cash and cash equivalents	5	240.03	196.52
Total Assets		30,56,365.23	30,56,321.72
EQUITY AND LIABILITIES			
Equity			
Equity share capital	6	1,000.00	1,000.00
Other equity	7	(2,586.54)	(2,525.83)
Total equity		(1,586.54)	(1,525.83)
LIABILITIES			
Current liabilities			
Financial liabilities			
Trade payables	8	-	-
-total outstanding dues of micro and small enterprises		-	-
-total outstanding dues other than micro and small enterprises		79.00	59.00
Other current liabilities	9	30,57,872.77	30,55,768.11
Current tax liabilities (net)	10	-	2,020.44
Total liabilities		30,57,951.77	30,57,847.55
Total Equity and Liabilities		30,56,365.23	30,56,321.72
Summary of significant accounting policies	3		

The accompanying notes are an integral part of the financial statements.

As per our report of even date

For Rajeev & Ajay
Firm registration No. : 009977N
Chartered Accountants

Rajeev Subharwal
Partner
Membership No. : 150833

For and on behalf of the Board of Directors of
CROCUS BUILDERS PRIVATE LIMITED


Pankaj Kishore Chaturvedi
Director
DIN-07119298


Recna Gulati Kharb
Director
DIN-08129092

Place : New Delhi

Date :
26 MAY 2023

CROCUS BUILDERS PRIVATE LIMITED
STATEMENT OF PROFIT AND LOSS FOR THE YEAR ENDED 31 MARCH 2023
(Amount in rupees hundred, unless otherwise stated)

Particulars	Notes	31 March 2023	31 March 2022
INCOME			
Revenue from operations	11	-	7,872.51
Total Income		-	7,872.51
EXPENSES			
Finance costs	12	201.73	6.49
Other expenses	13	111.96	95.08
Total Expenses		313.69	101.57
Profit/(Loss) before tax from continuing operations		(313.69)	7,770.94
Tax expense:			
Current tax		-	2,020.44
Adjustment of tax relating to earlier periods		(252.98)	-
Profit/(Loss) for the year from continuing operations		(60.71)	5,750.50
Other comprehensive income		-	-
Total other comprehensive income for the year, net of tax		-	-
Total comprehensive income/(loss) for the year, net of tax		(60.71)	5,750.50
Earnings per equity share:			
(1) Basic	13	(0.61)	57.51
(2) Diluted		(0.61)	57.51
Summary of significant accounting policies	3		

The accompanying notes are an integral part of the financial statements.

As per our report of even date.

For Rajeev & Associates
Firm registered with the Institute of Cost Accountants of India
Chartered Accountants

Rajeev Chaturvedi
Partner
Members of the Institute of Cost Accountants of India



For and on behalf of the Board of Directors of
CROCUS BUILDERS PRIVATE LIMITED

Pankaj Kishore Chaturvedi
Director
DIN-07119298

Reema Gulati Kharb
Director
DIN-08129092

Place : New Delhi
Date :

26 MAY 2023

CRONY BUILDERS PRIVATE LIMITED
BALANCE SHEET AS AT 31 MARCH 2023
(Amount in rupees hundred, unless otherwise stated)

	Notes	As at 31 March 2023	As at 31 March 2022
ASSETS			
Current assets			
Inventories	4	32,59,448.53	32,59,448.53
Financial assets			
Cash and cash equivalents	5	256.52	265.06
		<u>32,59,705.05</u>	<u>32,59,713.59</u>
Total Assets		<u>32,59,705.05</u>	<u>32,59,713.59</u>
EQUITY AND LIABILITIES			
Equity			
Equity share capital	6	1,000.00	1,000.00
Other equity	7	(8,766.21)	(4,895.31)
Total equity		<u>(7,766.21)</u>	<u>(3,895.31)</u>
LIABILITIES			
Current liabilities			
Financial liabilities			
Trade payables	8		
-total outstanding dues of micro and small enterprises			
-total outstanding dues other than micro and small enterprises		79.00	59.00
Other current liabilities	9	32,67,392.26	32,63,549.90
Current tax liabilities (net)	10		
Total liabilities		<u>32,67,471.26</u>	<u>32,63,608.90</u>
Total Equity and Liabilities		<u>32,59,705.05</u>	<u>32,59,713.59</u>
Summary of significant accounting policies	3		

The accompanying notes are an integral part of the financial statements.

As per our report of even date

For Rajeev & Ajay
Firm registration No : 0049771
Chartered Accountants

Rajeev Bhatnagar
Partner
Membership No. 48463



For and on behalf of the Board of Directors of
CRONY BUILDERS PRIVATE LIMITED

Praveen Kumar Madan
Director
DIN-08595762

Sumas-Batra
Director
DIN-09716451

Praveen Kumar Madan
Sumas-Batra

Place : New Delhi

Date :

26 MAY 2023

CRONY BUILDERS PRIVATE LIMITED
STATEMENT OF PROFIT AND LOSS FOR THE YEAR ENDED 31 MARCH 2023
(Amount in rupees hundred, unless otherwise stated)

Particulars	Notes	31 March 2023	31 March 2022
INCOME			
Revenue from operations		-	-
Total Income		-	-
EXPENSES			
Finance costs	11	6.54	6.49
Other expenses	12	3,864.36	101.32
Total Expenses (II)		3,870.90	107.81
Profit/(Loss) before tax from continuing operations (I-II)		(3,870.90)	(107.81)
Tax expense:			
Current tax		-	-
Profit/(Loss) for the year from continuing operations		(3,870.90)	(107.81)
Other comprehensive income			
Total other comprehensive income for the year, net of tax		-	-
Total comprehensive (loss) for the year, net of tax		(3,870.90)	(107.81)
Earnings per equity share:			
(1) Basic	13	(38.71)	(1.08)
(2) Diluted		(38.71)	(1.08)
Summary of significant accounting policies	3		

The accompanying notes are an integral part of the financial statements.

As per our report of even date

For Rajeev & Ajay
Firm registration No. 009977N
Chartered Accountants

Rajeev Chhabra
Partner
Membership No. 084853



For and on behalf of the Board of Directors of
CRONY BUILDERS PRIVATE LIMITED

Praveen Kumar Madan
Director
DIN-08595762

Suman Batra
Director
DIN-09716451

Place : New Delhi
Date :

26 MAY 2023

DEEP JYOTI PROJECTS PRIVATE LIMITED
BALANCE SHEET AS AT 31 MARCH 2023
(Amount in rupees hundred, unless otherwise stated)

	Notes	As at 31 March 2023	As at 31 March 2022
ASSETS			
Current assets			
Inventories	4	16,26,921.61	16,71,044.37
Financial assets			
Cash and cash equivalents	5	248.89	235.38
Current tax assets (net)	6	1,174.06	1,174.06
Total Assets		16,28,344.56	16,72,453.81
EQUITY AND LIABILITIES			
Equity			
Equity share capital	7	1,000.00	1,000.00
Other equity	8	13,021.98	12,411.81
Total equity		14,021.98	13,411.81
LIABILITIES			
Current liabilities			
Financial liabilities			
Trade payables	9	-	-
-total outstanding dues of micro and small enterprises		-	-
-total outstanding dues other than micro and small enterprises		79.00	59.00
Other current liabilities	10	16,14,243.58	16,58,983.00
Total liabilities		16,14,322.58	16,59,042.00
Total Equity and Liabilities		16,28,344.56	16,72,453.81

Summary of significant accounting policies

3

The accompanying notes are an integral part of the financial statements.

As per our report of even date

For NAVRATN & CO LLP
Firm Reg. No.: N500107
Chartered Accountants


Nitish Mittal
Partner
Membership No.: 095371



Place : Gurugram
Date :

26 MAY 2023

For and on behalf of the Board of Directors of
DEEP JYOTI PROJECTS PRIVATE LIMITED


Kalicharan Patro
Director
DIN-10049038


Neelu
Director
DIN-08860672

DEEP JYOTI PROJECTS PRIVATE LIMITED
STATEMENT OF PROFIT AND LOSS FOR THE YEAR ENDED 31 MARCH 2023
(Amount in rupees hundred, unless otherwise stated)

Particulars	Notes	31 March 2023	31 March 2022
INCOME			
Revenue from operations	11	727.50	8,282.22
Other income	12	-	495.00
Total Income		727.50	8,777.22
EXPENSES			
Finance costs	13	6.49	6.49
Other expenses	14	110.84	115.56
Total Expenses		117.33	122.05
Profit/(Loss) before tax from continuing operations		610.17	8,655.17
Tax expense:			
Current tax		-	-
Profit/(Loss) for the year from continuing operations		610.17	8,655.17
Other comprehensive income		-	-
Total other comprehensive income for the year, net of tax		-	-
Total comprehensive income/(loss) for the year, net of tax		610.17	8,655.17
Earnings per equity share:			
(1) Basic	15	6.10	86.55
(2) Diluted		6.10	86.55

Summary of significant accounting policies - 3

The accompanying notes are an integral part of the financial statements.


As per our report of even date

For **NAVRATN & CO LLP**
Firm Reg. No.: N500107
Chartered Accountants


Nitish Mittal
Partner
Membership No.: 09537



For and on behalf of the Board of Directors of
DEEP JYOTI PROJECTS PRIVATE LIMITED


Kalicharan Patro
Director
DIN-10049038


Neelu
Director
DIN-08860672

Place : Gurugram

Date : **26 MAY 2023**

DIVIT ESTATES PRIVATE LIMITED
BALANCE SHEET AS AT 31 MARCH 2023
(Amount in rupees hundred, unless otherwise stated)

	Notes	As at 31 March 2023	As at 31 March 2022
ASSETS			
Current assets			
Inventories	4	1,59,388.62	1,59,388.62
Financial assets			
Cash and cash equivalents	5	255.52	212.04
Other current assets	6	-	-
Total Assets		1,59,644.14	1,59,600.66
EQUITY AND LIABILITIES			
Equity			
Equity share capital	7	1,000.00	1,000.00
Other equity	8	(1,92,577.83)	(1,91,328.62)
Total equity		(1,91,577.83)	(1,90,328.62)
LIABILITIES			
Current liabilities			
Financial liabilities			
Trade payables	9	-	-
-total outstanding dues of micro and small enterprises		79.00	59.00
-total outstanding dues other than micro and small enterprises	10	3,51,142.97	3,49,870.29
Other current liabilities			
Current tax liabilities (net)	11	-	-
Total liabilities		3,51,221.97	3,49,929.29
Total Equity and Liabilities		1,59,644.14	1,59,600.66

Summary of significant accounting policies

3

The accompanying notes are an integral part of the financial statements.

As per our report of even date

For **NAVRATN & CO LLP**
Firm registration No.: N500107
Chartered Accountants


Nish Mittal
Partner
Membership No.: 09537



For and on behalf of the Board of Directors of
DIVIT ESTATES PRIVATE LIMITED


Mukesh Kumar
Director
DIN-09635330


Nish Mittal
Director
DIN-08860672

Place : Gurugram

Date :

26 MAY 2023

DIVIT ESTATES PRIVATE LIMITED
STATEMENT OF PROFIT AND LOSS FOR THE YEAR ENDED 31 MARCH 2023
(Amount in rupees hundred, unless otherwise stated)

Particulars	Notes	31 March 2023	31 March 2022
INCOME			
Revenue from operations		-	-
Total Income		-	-
EXPENSES			
Finance costs	12	6.52	6.49
Other expenses	13	1,242.68	111.43
Total Expenses		1,249.20	117.92
(Loss) before tax from continuing operations		(1,249.20)	(117.92)
Tax expense:			
Current tax		-	-
(Loss) for the year from continuing operations		(1,249.20)	(117.92)
Other comprehensive income		-	-
Total other comprehensive income/(loss) for the year, net of tax		-	-
Total comprehensive income/(loss) for the year, net of tax		(1,249.20)	(117.92)
Earnings per equity share:			
(1) Basic	14	(12.49)	(1.18)
(2) Diluted		(12.49)	(1.18)
Summary of significant accounting policies	3		

The accompanying notes are an integral part of the financial statements.

As per our report of even date

For **NAVRATN & CO LLP**
Firm registration No.: N500107
Chartered Accountants


Nitish Mittal
Partner
Membership No.: 09537



For and on behalf of the Board of Directors of
DIVIT ESTATES PRIVATE LIMITED


Mukesh Kumar
Director
DIN-09635330


Neelu
Director
DIN-08860672

Place : Gurugram

Date : **26 MAY 2023**

DOVE PROMOTERS PRIVATE LIMITED
BALANCE SHEET AS AT 31 MARCH 2023
(Amount in rupees hundred, unless otherwise stated)

	Notes	As at	
		31 March 2023	31 March 2022
ASSETS			
Non-current assets			
Investments	4	3,000.00	3,000.00
Current assets			
Inventories	5	34,13,404.04	33,55,898.21
Financial assets			
Cash and cash equivalents	6	207.42	-
Other bank balances	7	8,783.60	8,783.60
Other financial assets	8	2,082.17	2,082.17
Other current assets	9	2,935.01	86,676.47
		34,27,412.24	34,53,440.45
Total Assets		34,30,412.24	34,56,440.45
EQUITY AND LIABILITIES			
Equity			
Equity share capital	10	2,000.00	2,000.00
Other equity	11	(75,719.45)	(74,852.89)
Total equity		(73,719.45)	(72,852.89)
LIABILITIES			
Current liabilities			
Financial liabilities			
Trade payables	12	-	-
-total outstanding dues of micro and small enterprises		527.01	507.01
-total outstanding dues other than micro and small enterprises		-	-
Other current liabilities	13	35,02,515.61	35,28,463.07
Current tax liabilities (net)	14	1,089.07	323.26
Total liabilities		35,04,131.69	35,29,293.34
Total Equity and Liabilities		34,30,412.24	34,56,440.45
Summary of significant accounting policies	3		

The accompanying notes are an integral part of the financial statements.

As per our report of even date

For Rajeev & Ajay
Firm registered with MCA 21 No. 77N
Chartered Accountants

Rajeev Satharwal
Partner
Membership No. : 084833

For and on behalf of the Board of Directors of
DOVE PROMOTERS PRIVATE LIMITED

Kamal Malik
Director
DIN-08129137

Neelu
Director
DIN-08860672

Place : New Delhi

Date:

26 MAY 2023

DOVE PROMOTERS PRIVATE LIMITED
STATEMENT OF PROFIT AND LOSS FOR THE YEAR ENDED 31 MARCH 2023
(Amount in rupees hundred, unless otherwise stated)

Particulars	Notes	31 March 2023		31 March 2022	
INCOME					
Other income					
Total Income (I)	15	1.52		1,224.73	
		1.52		1,224.73	
EXPENSES					
Finance costs	16	142.82		6.72	
Other expenses	17	138.56		492.60	
Total Expenses (II)		281.38		499.32	
Profit/(Loss) before tax from continuing operations (I-II)		(279.86)		725.41	
Tax expense:					
Current tax				182.57	
Adjustment of tax relating to earlier periods		586.70		-	
Profit/(Loss) for the year from continuing operations		(866.56)		542.84	
Other comprehensive income		-		-	
Total other comprehensive income for the year, net of tax		-		-	
Total comprehensive (loss)/income for the year, net of tax		(866.56)		542.84	
Earnings per equity share:					
(1) Basic	18	(4.33)		2.71	
(2) Diluted		(4.33)		2.71	
Summary of significant accounting policies	3				

The accompanying notes are an integral part of the financial statements.

As per our report of even date

For Rajeev & Ajay
Firm registration No. 80977N
Chartered Accountants

Rajeev Sahharwal
Partner
Membership No. 783653



For and on behalf of the Board of Directors of
DOVE PROMOTERS PRIVATE LIMITED

Kamal Malik
Director
DIN-08129137

Neetu
Director
DIN-08860672

Place : New Delhi
Date:

26 MAY 2023

DUCAT BUILDERS PRIVATE LIMITED
BALANCE SHEET AS AT 31 MARCH 2023
(Amount in rupees hundred, unless otherwise stated)

	Notes	31 March 2023	31 March 2022
ASSETS			
Current assets			
Financial assets			
Cash and cash equivalents	4	274.85	240.34
Other current assets	5	1,89,905.45	1,90,023.87
Total assets		1,90,180.30	1,90,264.21
EQUITY AND LIABILITIES			
Equity			
Equity share capital	6	2,72,000.00	2,72,000.00
Other equity	7	(81,878.70)	(81,794.79)
Total equity		1,90,121.30	1,90,205.21
LIABILITIES			
Current liabilities			
Financial liabilities			
Trade payables	8	-	-
-total outstanding dues of micro and small enterprises		59.00	59.00
-total outstanding dues other than micro and small enterprises		59.00	59.00
Total liabilities		59.00	59.00
Total equity and liabilities		1,90,180.30	1,90,264.21

Summary of significant accounting policies 3

The accompanying notes are an integral part of the financial statements.

As per our report of even date

For Sanjay Rastogi & Associates
Firm registration No : 014056N
Chartered Accountants



CA Sanjay Rastogi
Proprietor
Membership No. : 075033

UDIN No. 23075033BGQFXB4623

Place : New Delhi

Date : 26 MAY 2023



For and on behalf of the Board of Directors of
DUCAT BUILDERS PRIVATE LIMITED


Mukesh Kumar
Director
DIN-09635330


Neelu
Director
DIN-08860672

DUCAT BUILDERS PRIVATE LIMITED
STATEMENT OF PROFIT AND LOSS FOR THE YEAR ENDED 31 MARCH 2023
(Amount in rupees hundred, unless otherwise stated)

Particulars	Notes	31 March 2023	31 March 2022
INCOME			
Revenue from operations		-	-
Total Income		-	-
EXPENSES			
Finance costs	9	6.49	6.49
Other expenses	10	77.42	89.60
Total Expenses		83.91	96.09
(Loss) before tax from continuing operations		(83.91)	(96.09)
Tax expense:			
Current tax		-	-
(Loss) for the year from continuing operations		(83.91)	(96.09)
Other comprehensive income			
Total other comprehensive income for the year, net of tax		-	-
Total comprehensive income/(loss) for the year, net of tax		(83.91)	(96.09)
Earnings per equity share:			
Basic (Rs.)	11	(0.0031)	(0.0035)
Diluted (Rs.)		(0.0031)	(0.0035)

Summary of significant accounting policies 3

The accompanying notes are an integral part of the financial statements.

As per our report of even date

For Sanjay Rastogi & Associates
Firm registration No : 014056N
Chartered Accountants



CA Sanjay Rastogi

Proprietor

Membership No. : 075033

UDIN No. : 23075033BGQFXB4629

Place : New Delhi

Date :

26 MAY 2023



For and on behalf of the Board of Directors of
DUCAT BUILDERS PRIVATE LIMITED


Mukesh Kumar
Director
DIN-09635330


Neelu
Director
DIN-08860672

DUMDUM BUILDERS PRIVATE LIMITED
BALANCE SHEET AS AT 31 MARCH 2023
 (Amount in rupees hundred, unless otherwise stated)

	Notes	As at	
		31 March 2023	31 March 2022
ASSETS			
Current assets			
Inventories	4	9,52,300.90	9,52,300.90
Financial assets			
Cash and cash equivalents	5	240.24	246.73
Total Assets		9,52,541.14	9,52,547.63
EQUITY AND LIABILITIES			
Equity			
Equity share capital	6	1,000.00	1,000.00
Other equity	7	(3,444.49)	(3,322.92)
Total equity		(2,444.49)	(2,322.92)
LIABILITIES			
Current liabilities			
Financial liabilities			
Trade payables	8	-	-
-total outstanding dues of micro and small enterprises		-	-
-total outstanding dues other than micro and small enterprises		79.00	59.00
Other current liabilities	9	9,54,906.64	9,54,811.56
Total liabilities		9,54,985.64	9,54,870.56
Total Equity and Liabilities		9,52,541.14	9,52,547.63
Summary of significant accounting policies	3	-	-

The accompanying notes are an integral part of the financial statements.

As per our report dated

For Rajeev Sabharwal
 Firm registered with
 Chartered Accountants

Rajeev Sabharwal
 Partner
 Membership No. : 084833



For and on behalf of the Board of Directors of
DUMDUM BUILDERS PRIVATE LIMITED

Mukesh Kumar
 Director
 DIN-09635330

Anjul Sharma
 Director
 DIN-10126870

Place : New Delhi

Date :

26 MAY 2023

DUMDUM BUILDERS PRIVATE LIMITED
STATEMENT OF PROFIT AND LOSS FOR THE YEAR ENDED 31 MARCH 2023
(Amount in rupees hundred, unless otherwise stated)

Particulars	Notes	31 March 2023	31 March 2022
INCOME			
Revenue from operations		-	-
Total Income		-	-
EXPENSES			
Finance costs	10	6.49	6.49
Other expenses	11	115.08	95.08
Total Expenses (II)		121.57	101.57
Profit/(Loss) before tax from continuing operations (I-II)		(121.57)	(101.57)
Tax expense:			
Current Tax		-	-
Profit/(Loss) for the year from continuing operations		(121.57)	(101.57)
Other comprehensive income			
Total other comprehensive income for the year, net of tax		-	-
Total comprehensive income/(loss) for the year, net of tax		(121.57)	(101.57)
Earnings per equity share (computed on the basis of profit/(loss) for the			
(1) Basic	12	(1.22)	(1.02)
(2) Diluted		(1.22)	(1.02)
Summary of significant accounting policies	3		

The accompanying notes are an integral part of the financial statements.

As per our report of even date

For Rajeev Singh
Firm registered No. 084833
Chartered Accountants

Rajeev Singh
Partner
Membership No. : 084833



For and on behalf of the Board of Directors of
DUMDUM BUILDERS PRIVATE LIMITED

Mukesh Kumar
Director
DIN-09635330

Anjul Sharma
Director
DIN-10126870

Place : New Delhi
Date :

26 MAY 2023