

ECRU BUILDERS PRIVATE LIMITED
BALANCE SHEET AS AT 31 MARCH 2023
(Amount in rupees hundred, unless otherwise stated)

	Notes	31 March 2023	31 March 2022
ASSETS			
Current assets			
Inventories	4	2,80,274.85	2,80,274.85
Financial assets			
Cash and cash equivalents	5	241.82	130.93
Current tax assets (net)	6	5.05	5.05
Total assets		2,80,521.72	2,80,410.83
EQUITY AND LIABILITIES			
Equity			
Equity share capital	7	1,000.00	1,000.00
Other equity	8	(2,010.92)	(1,892.45)
Total equity		(1,010.92)	(892.45)
LIABILITIES			
Current liabilities			
Financial liabilities			
Trade payables	9	-	-
-total outstanding dues of micro and small enterprises			
-total outstanding dues other than micro and small enterprises		138.00	118.00
Other current liabilities	10	2,81,394.64	2,81,185.28
Total liabilities		2,81,532.64	2,81,303.28
Total equity and liabilities		2,80,521.72	2,80,410.83

Summary of significant accounting policies 3
The accompanying notes are an integral part of the financial statements.

As per our report of even date

For Sanjay Rastogi & Associates
Firm registration No : 014056N
Chartered Accountants



CA Sanjay Rastogi
Proprietor

Membership No. : 075033

UDIN 16 : 23075033BGQFXC4767

Place : New Delhi

Date :

26 MAY 2023



For and on behalf of the Board of Directors of
ECRU BUILDERS PRIVATE LIMITED


Prashant Pandey
Director
DIN-03439831


Neelu
Director
DIN-08860672

ECRU BUILDERS PRIVATE LIMITED
STATEMENT OF PROFIT AND LOSS FOR THE YEAR ENDED 31 MARCH 2023
(Amount in rupees hundred, unless otherwise stated)

Particulars	Notes	31 March 2023	31 March 2022
INCOME			
Revenue from operations		-	-
Total Income		-	-
Expenses			
Finance costs	11	6.51	6.49
Other expenses	12	111.96	107.56
Total Expenses		118.47	114.05
(Loss) before tax from continuing operations		(118.47)	(114.05)
Current tax		-	-
(Loss) for the year from continuing operations		(118.47)	(114.05)
Other comprehensive income		-	-
Total other comprehensive income for the year, net of tax		-	-
Total comprehensive (loss) for the year, net of tax		(118.47)	(114.05)
Earnings per equity share:	13		
Basic (Rs.)		(1.18)	(1.14)
Diluted (Rs.)		(1.18)	(1.14)

Summary of significant accounting policies 3

The accompanying notes are an integral part of the financial statements.

As per our report of even date

For Sanjay Rastogi & Associates
Firm registration No : 014056N
Chartered Accountants



CA Sanjay Rastogi
Proprietor
Membership No. : 075033

UDIN No. : 23075033BG@FXC4767

Place : New Delhi

Date : 26 MAY 2023



For and on behalf of the Board of Directors of
ECRU BUILDERS PRIVATE LIMITED


Prashant Pandey
Director
DIN-03439831


Neelu
Director
DIN-08860672

EDENIC PROPBUILD PRIVATE LIMITED
BALANCE SHEET AS AT 31 MARCH 2023
(Amount in rupees hundred, unless otherwise stated)

ASSETS

Current assets
Financial assets
Cash and cash equivalents
Other financial assets
Other current assets
Current tax assets (net)
Total Assets

EQUITY AND LIABILITIES

Equity
Equity share capital
Other equity
Total equity

LIABILITIES

Current liabilities
Financial liabilities
Borrowings
Trade payables
-total outstanding dues of micro and small enterprises
-total outstanding dues other than micro and small enterprises
Other current liabilities
Total liabilities

Total Equity and Liabilities

Summary of significant accounting policies

The accompanying notes are an integral part of the financial statements.

As per our report of even date

For Rajeev & Ajay
Firm registration No. 009977N
Chartered Accountants

Rajeev Singh
Partner
Membership No. 40352

Place : New Delhi
Date :

26 MAY 2023

Notes	As at 31 March 2023	As at 31 March 2022
4	304.17	307.59
5	30,00,054.00	37,65,054.00
6	-	3.55
7	-	-
	30,00,358.17	37,65,365.14
8	1,000.00	1,000.00
9	(1,74,23,583.79)	(1,74,16,576.42)
	(1,74,22,583.79)	(1,74,15,576.42)
10	2,04,18,003.01	2,11,75,907.62
11	2,201.41	1,881.98
	2,696.18	3,151.96
12	41.36	-
	2,04,22,941.96	2,11,80,941.56
	30,00,358.17	37,65,365.14
3		

For and on behalf of the Board of Directors of
EDENIC PROPBUILD PRIVATE LIMITED

Deepak Jain
Deepak Jain
Director
DIN-08129166

Manish Kumar
Manish Kumar
Director
DIN-08376582

EDENIC PROPBUILD PRIVATE LIMITED
STATEMENT OF PROFIT AND LOSS FOR THE YEAR ENDED 31 MARCH 2023
 (Amount in rupees hundred, unless otherwise stated)

Particulars	Notes	31 March 2023	31 March 2022
Other income			
Total income (I)	13	-	450.00
EXPENSES			
Finance costs	14	3.65	7.70
Other expenses	15	7,003.73	6,344.56
Total Expenses (II)		7,007.37	6,352.26
Profit/(Loss) before tax from continuing operations (I-II)		(7,007.37)	(5,902.26)
Tax expense:			
Current tax		-	-
Profit(Loss) for the year from continuing operations		(7,007.37)	(5,902.26)
Other comprehensive income		-	-
Total other comprehensive income for the year, net of tax		-	-
Total comprehensive Profit/(loss) for the year, net of tax		(7,007.37)	(5,902.26)
Earnings per equity share:			
(1) Basic	16	(70.07)	(59.02)
(2) Diluted		(70.07)	(59.02)
Summary of significant accounting policies	3		

The accompanying notes are an integral part of the financial statements.

As per our report of even date

For Rajeev & Jay
 Firm registration No.: 084833
 Chartered Accountants
 NEW DELHI

Rajeev Subramanian
 Partner
 Membership No. : 084833

For and on behalf of the Board of Directors of
EDENIC PROPBUILD PRIVATE LIMITED

Deepak Jain
 Director
 DIN-08129166

Manish Kumar
 Director
 DIN-08376582

Place : New Delhi

Date :

26 MAY 2023

EDIT ESTATES PRIVATE LIMITED
BALANCE SHEET AS AT 31 MARCH 2023
(Amount in rupees hundred, unless otherwise stated)


	Notes	As at 31 March 2023	As at 31 March 2022
ASSETS			
Current assets			
Inventories	4	2,91,087.20	2,91,087.20
Financial assets			
Cash and cash equivalents	5	241.96	248.45
Other financial assets	6	-	350.00
		<u>2,91,329.16</u>	<u>2,91,685.65</u>
Total Assets		<u>2,91,329.16</u>	<u>2,91,685.65</u>
EQUITY AND LIABILITIES			
Equity			
Equity share capital	7	1,000.00	1,000.00
Other equity	8	(6,281.11)	(5,809.66)
Total equity		<u>(5,281.11)</u>	<u>(4,809.66)</u>
LIABILITIES			
Current liabilities			
Financial liabilities			
Trade payables	9	-	-
-total outstanding dues of micro and small enterprises		-	-
-total outstanding dues other than micro and small enterprises		79.00	59.00
Other current liabilities	10	2,96,531.27	2,96,436.31
Total liabilities		<u>2,96,610.27</u>	<u>2,96,495.31</u>
Total Equity and Liabilities		<u>2,91,329.16</u>	<u>2,91,685.65</u>
Summary of significant accounting policies	3		

The accompanying notes are an integral part of the financial statements.

As per our report of even date

For Rajeev & Ajay
Firm registration No : 009973
Chartered Accountants

Rajeev Sabharwal
Partner
Membership No. : 08483



For and on behalf of the Board of Directors of
EDIT ESTATES PRIVATE LIMITED

Tapan Kumar Barik
Director
DIN-08455171

Rajkumar Sharma
Director
DIN-10136213

Tapan Kumar Barik *Rajkumar Sharma*

Place : New Delhi

Date :

26 MAY 2023

EDIT ESTATES PRIVATE LIMITED
STATEMENT OF PROFIT AND LOSS FOR THE YEAR ENDED 31 MARCH 2023
(Amount in rupees hundred, unless otherwise stated)

Particulars	Notes	31 March 2023	31 March 2022
INCOME			
Revenue from operations		-	-
Total Income		-	-
EXPENSES			
Finance costs	11	6.49	6.49
Other expenses	12	464.96	107.31
Total Expenses (II)		471.45	113.80
Profit/(Loss) before tax from continuing operations (I-II)		(471.45)	(113.80)
Tax expense			
Current Tax		-	-
Profit/(Loss) for the year from continuing operations		(471.45)	(113.80)
Other comprehensive income		-	-
Total other comprehensive income for the year, net of tax		-	-
Total comprehensive income/(loss) for the year, net of tax		(471.45)	(113.80)
Earnings per equity share (computed on the basis of profit/(loss) for the	13		
(1) Basic		(4.71)	(1.14)
(2) Diluted		(4.71)	(1.14)
Summary of significant accounting policies	3		

The accompanying notes are an integral part of the financial statements.

As per our report of even date

For Rajeev & Ajay
Firm registration No. 014777
Chartered Accountants

Rajeev Sabharwal
Partner
Membership No. : 084833



For and on behalf of the Board of Directors of
EDIT ESTATES PRIVATE LIMITED

Tapan Kumar Barik

Tapan Kumar Barik
Director
DIN-08455171

Rajkumar Sharma
Rajkumar Sharma
Director
DIN-10136213

Place : New Delhi
Date :

26 MAY 2023

EDUCT PROPBUILD PRIVATE LIMITED
BALANCE SHEET AS AT 31 MARCH 2023
(Amount in rupees hundred, unless otherwise stated)

ASSETS

Current assets

Financial assets

Cash and cash equivalents

Total Assets

Notes	As at	
	31 March 2023	31 March 2022
4	241.88	198.37
	241.88	198.37

EQUITY AND LIABILITIES

Equity

Equity share capital

Other equity

Total equity

5	1,000.00	1,000.00
6	(71,878.78)	(71,760.33)
	(70,878.78)	(70,760.33)

LIABILITIES

Current liabilities

Financial liabilities

Trade payables

-total outstanding dues of micro and small enterprises

-total outstanding dues other than micro and small enterprises

Other Current liabilities

Total liabilities

7	-	-
8	79.00	55.93
	71,041.66	70,902.77
	71,120.66	70,958.70

Total Equity and Liabilities

	241.88	198.37
--	---------------	---------------

Summary of significant accounting policies

3

The accompanying notes are an integral part of the financial statements.

As per our report of even date

For Rajeev & Ajay

Firm registration No. 41154

Chartered Accountants

Rajeev Sabharwal

Partner

Membership No. : 084833



For and on behalf of the Board of Directors of
EDUCT PROPBUILD PRIVATE LIMITED

Rabinarayan Jena

Director

DIN-10119121

Jahangir Ashraf

Director

DIN-08587748

Place : New Delhi

Date:

26 MAY 2023

EDUCT PROPBUILD PRIVATE LIMITED
STATEMENT OF PROFIT AND LOSS FOR THE YEAR ENDED 31 MARCH 2023
 (Amount in rupees hundred, unless otherwise stated)

Particulars	Notes		
		31 March	31 March 2022
INCOME			
Revenue from operations		-	-
Total Income (I)		-	-
EXPENSES			
Finance costs	9	6.49	9.44
Other expenses	10	111.96	98.20
Total Expenses (II)		118.45	107.64
(Loss) before tax from continuing operations (I-II)		(118.45)	(107.64)
Tax expense:			
Current Tax		-	-
(Loss) for the year from continuing operations		(118.45)	(107.64)
Other comprehensive income		-	-
Total other comprehensive income for the year, net of tax		-	-
Total comprehensive income/(loss) for the year, net of tax		(118.45)	(107.64)
Earnings per equity share:			
(1) Basic	11	(1.18)	(1.08)
(2) Diluted		(1.18)	(1.08)

Summary of significant accounting policies 3

The accompanying notes are an integral part of the financial statements.

As per our report of even date

For Rajeev & Aja
 Firm registration No : 00993774
 Chartered Accountants

Rajeev Sabharwal
 Partner
 Membership No. 6084859



For and on behalf of the Board of Directors of
EDUCT PROPBUILD PRIVATE LIMITED

Rabinarayan Jena
 Director
 DIN-10119121

Jahangir Ashraf
 Director
 DIN-08587748

Place : New Delhi
 Date :

26 MAY 2023

ELAN CONBUILD PRIVATE LIMITED
BALANCE SHEET AS AT 31 MARCH 2023
(Amount in rupees hundred, unless otherwise stated)

	Notes	As at	
		31 March 2023	31 March 2022
ASSETS			
Current assets			
Financial assets			
Cash and cash equivalents	4	240.43	246.91
Total Assets		240.43	246.91
EQUITY AND LIABILITIES			
Equity			
Equity share capital	5	1,000.00	1,000.00
Other equity	6	(70,02,310.13)	(70,02,191.72)
Total equity		(70,01,310.13)	(70,01,191.72)
LIABILITIES			
Current liabilities			
Financial liabilities			
Borrowings	7	69,30,994.94	69,30,881.41
Trade payables	8		
-total outstanding dues of micro and small enterprises		# #####	# #####
-total outstanding dues other than micro and small		230.74	210.74
Other financial liabilities	9	70,324.85	70,324.85
Current tax liabilities (net)	10	0.03	21.63
Total liabilities		70,01,550.56	70,01,438.63
Total Equity and Liabilities		240.43	246.91
Summary of significant accounting policies	3		

The accompanying notes are an integral part of the financial statements.

As per our report of even date

For Rajeev & Ajay
Firm registration No : 009977N
Chartered Accountants

Rajeev Sahrawat
Partner
Membership No: 60001433



For and on behalf of the Board of Directors of
ELAN CONBUILD PRIVATE LIMITED

Manish Kumar
Manish Kumar
Director
DIN-08376582

Anjul Sharma
Anjul Sharma
Director
DIN-10126870

Place : New Delhi

Date :

26 MAY 2023

ELAN CONBUILD PRIVATE LIMITED
STATEMENT OF PROFIT AND LOSS FOR THE YEAR ENDED 31 MARCH 2023
(Amount in rupees hundred, unless otherwise stated)

Particulars	Notes	31 March 2023	31 March 2022
INCOME			
Other Income	6	-	187.50
Total Income (I)	11	-	187.50
EXPENSES			
Finance costs	12	6.45	6.49
Other expenses	13	111.96	95.08
Total Expenses		118.41	101.57
Profit/(Loss) before tax from continuing operations		(118.41)	85.93
Tax expense:			
Current tax		-	21.63
Profit/(Loss) for the year from continuing operations		(118.41)	64.30
Other comprehensive income		-	-
Total other comprehensive income for the year, net of tax		-	-
Total comprehensive income/(loss) for the year, net of tax		(118.41)	64.30
Earnings per equity share (computed on the basis of profit/(loss) for the			
(1) Basic	14	(1.18)	0.64
(2) Diluted		(1.18)	0.64
Summary of significant accounting policies	3		

The accompanying notes are an integral part of the financial statements.

As per our report of even date

For Rajeev & Ajay
Firm registered No. 3109077N
Chartered Accountants

Rajeev Sabharwal
Partner
Membership No. : 084833



For and on behalf of the Board of Directors of
ELAN CONBUILD PRIVATE LIMITED

Manish Kumar
Manish Kumar
Director
DIN-08376582

Anjul Sharma
Anjul Sharma
Director
DIN-10126870

Place : New Delhi
Date : 26 MAY 2023

ELEGANT PROPBUILD PRIVATE LIMITED
BALANCE SHEET AS AT 31 MARCH 2023
(Amount in rupees hundred, unless otherwise stated)

ASSETS

Current assets

Inventories

Financial assets

Cash and cash equivalents

Total assets

EQUITY AND LIABILITIES

Equity

Equity share capital

Other equity

Total equity

LIABILITIES

Current liabilities

Financial liabilities

Trade payables

-total outstanding dues of micro and small enterprises

-total outstanding dues other than micro and small enterprises

Other current liabilities

Total liabilities

Total equity and liabilities

Summary of significant accounting policies

The accompanying notes are an integral part of the financial statements.

As per our report of even date

For Sanjay Rastogi & Associates
Firm registration No : 014056N
Chartered Accountants



CA Sanjay Rastogi

Proprietor

Membership No. : 075033

UDIN No. : 23075033BG1QFXF7911

Place : New Delhi

Date : 26/05/2023

Notes	31 March 2023	31 March 2022
4	3,10,038.68	3,10,038.68
5	270.33	159.41
	3,10,309.01	3,10,198.09
6	2,000.00	2,000.00
7	3,07,017.65	3,07,136.09
	3,09,017.65	3,09,136.09
8	-	-
	102.60	82.60
9	1,188.76	979.40
	1,291.36	1,062.00
	3,10,309.01	3,10,198.09

3

For and on behalf of the Board of Directors of
ELEGANT PROPBUILD PRIVATE LIMITED

Lalan Prasad Singh
Director
DIN - 08129091

Rajkumar Sharma
Director
DIN - 10136213

ELEGANT PROPBUILD PRIVATE LIMITED
STATEMENT OF PROFIT AND LOSS FOR THE YEAR ENDED 31 MARCH 2023
(Amount in rupees hundred, unless otherwise stated)

Particulars	Notes	31 March 2023	31 March 2022
INCOME			
Revenue from operations		-	-
Total Income		-	-
EXPENSES			
Finance costs	10	6.48	6.52
Other expenses	11	111.96	124.92
Total Expenses		118.44	131.44
(Loss) before tax from continuing operations			
Tax expense:			
Current tax		(118.44)	(131.44)
(Loss) for the year from continuing operations		(118.44)	(131.44)
Other comprehensive income		-	-
Total other comprehensive income/(loss) for the year, net of tax		-	-
Total comprehensive (loss) for the year, net of tax		(118.44)	(131.44)
Earnings per equity share:			
Basic (Rs.)	12	(0.01)	(0.01)
Diluted (Rs.)		(0.01)	(0.01)
Summary of significant accounting policies	3		

The accompanying notes are an integral part of the financial statements.

As per our report of even date

For Sanjay Rastogi & Associates
Firm registration No : 014056N
Chartered Accountants



CA Sanjay Rastogi

Proprietor

Membership No. : 075033

UDIN No. : 23075033067QXF7911


Place : New Delhi

Date : 26/05/2023



For and on behalf of the Board of Directors of
ELEGANT PROPBUILD PRIVATE LIMITED


Lalan Prasad Singh
Director
DIN - 08129091


Rajkumar Sharma
Director
DIN - 10136213

Elite Conbuild Private Limited
BALANCE SHEET AS AT 31 MARCH 2023
(Amount in Rupees hundred, unless otherwise stated)

	Notes	As at 31 March 2023	As at 31 March 2022
ASSETS			
Non-current assets			
Capital work-in-progress	4	40,56,705.02	40,56,705.02
Total non-current assets		40,56,705.02	40,56,705.02
Current assets			
Financial assets			
Cash and cash equivalents	5	293.74	515.23
Other financial assets	6	20,867.88	-
Other current assets	7	2,57,358.28	2,30,852.43
Total current assets		2,78,519.90	2,31,367.66
Total Assets		43,35,224.92	42,88,072.68
EQUITY AND LIABILITIES			
Equity			
Equity share capital	8	1,000.00	1,000.00
Other equity	9	(72,07,674.91)	(71,69,325.78)
Total equity		(72,06,674.91)	(71,68,325.78)
LIABILITIES			
Current liabilities			
Financial liabilities			
Borrowings	10	1,13,06,486.57	1,12,73,318.77
Trade payables	11	-	-
-total outstanding dues of micro and small enterprises		-	-
-total outstanding dues other than micro and small enterprises		1,855.56	1,835.56
Other financial liabilities	12	1,81,244.14	1,81,244.14
Provisions	13	52,313.56	-
Total liabilities		1,15,41,899.83	1,14,56,398.47
Total Equity and Liabilities		43,35,224.92	42,88,072.68

Summary of significant accounting policies 3

The accompanying notes are an integral part of the financial statements.

As per our report of even date

For Rajeev & Ajay
Firm registration No. 049947N
Chartered Accountants

Rajeev Sabherwal
Partner
Membership No. : 064853

For and on behalf of the Board of Directors of
Elite Conbuild Private Limited


Anjul Sharma
Director
DIN-10126870


Rohit Rawat
Director
DIN-08298761

Place : New Delhi
Date :

26 MAY 2023

Elite Conbuild Private Limited
STATEMENT OF PROFIT AND LOSS FOR THE YEAR ENDED 31 MARCH 2023
 (Amount in Rupees hundred, unless otherwise stated)

Particulars	Notes	31 March 2023	31 March 2022
INCOME			
Revenue from operations		-	-
Total Income (I)		-	-
EXPENSES			
Finance costs	14	6.49	9.33
Other expenses	15	38,342.64	13,680.53
Total Expenses (II)		38,349.13	13,689.86
Profit/(Loss) before exceptional items and tax from continuing operations (I-II)		(38,349.13)	(13,689.86)
Tax expense:			
Current Tax		-	-
Profit/(Loss) for the year from continuing operations		(38,349.13)	(13,689.86)
Other comprehensive income			
Total other comprehensive income for the year, net of tax		-	-
Total comprehensive income/(loss) for the year, net of tax		(38,349.13)	(13,689.86)
Earnings per equity share:			
(1) Basic	16	(383.49)	(136.90)
(2) Diluted		(383.49)	(136.90)
Summary of significant accounting policies	3		

The accompanying notes are an integral part of the financial statements.

As per **our report** of even date

For Rajeev & Anil
 Firm Registration No. 108477/N
 Chartered Accountants

 Rajeev
 Partner
 Membership No. : 084833

For and on behalf of the Board of Directors of
 Elite Conbuild Private Limited


Anjul Sharma
 Director
 DIN-10126870


Rohit Rawat
 Director
 DIN-08298761

Place : New Delhi

Date :

26 MAY 2023

Emaar India Community Management Private Limited
CIN- U74930DL2006PTC154644
Balance Sheet as at 31 March 2023
(Amount in Rupees thousands, unless otherwise stated)

	Notes	As at 31 March 2023	As at 31 March 2022
ASSETS			
Non-current assets			
Property, plant and equipment	3	9,982.38	5,830.16
Intangible assets	4	-	-
Deferred tax assets	15	494.41	590.70
Total non-current assets		10,476.79	6,420.86
Current assets			
Financial assets			
Investments	5	2,52,539.19	1,60,851.67
Trade receivables	6	6,19,765.31	4,90,512.79
Cash and cash equivalents	7	1,00,685.69	64,370.20
Other bank balances	8	28,738.95	27,801.98
Other financial assets	9	1,064.49	2,926.17
Other current assets	10	50,899.84	36,029.10
Total current assets		10,53,693.47	7,82,491.91
Total assets		10,64,170.26	7,88,912.77
EQUITY AND LIABILITIES			
Equity			
Equity share capital	11	100.00	100.00
Other equity	12	2,14,961.32	1,68,750.17
Total equity		2,15,061.32	1,68,850.17
LIABILITIES			
Non-current liabilities			
Financial liabilities			
Other financial liabilities	13	-	151.84
Provisions	14	1,743.02	1,790.76
Total non-current liabilities		1,743.02	1,942.60
Current liabilities			
Financial liabilities			
Borrowings	16	4,022.72	4,022.72
Trade payables	17		
-total outstanding dues of micro and small enterprises		42,336.02	29,295.81
-total outstanding dues other than micro and small enterprises		1,45,310.71	1,02,336.73
Other financial liabilities	13	1,60,269.11	1,55,896.15
Other current liabilities	18	4,91,727.95	3,24,032.80
Provisions	14	48.68	39.48
Current tax liabilities (net)	19	3,650.73	2,496.31
Total current liabilities		8,47,365.92	6,18,120.00
Total liabilities		8,49,108.94	6,20,062.60
Total equity and liabilities		10,64,170.26	7,88,912.77
Summary of significant accounting policies	2		

The accompanying notes are an integral part of the financial statements.

This is the balance sheet referred to in our report of even date.

For M S K A & Associates
Chartered Accountants
Firm Registration No.:105047W

Naresh Anand
Partner
Membership No.: 503662

Place : Gurugram
Date : 29 May 2023



For and on behalf of the Board of Directors
Emaar India Community Management Private Limited

Vivek Singh
Director
DIN-03466774

Place : Gurugram
Date : 29 May 2023

Vikas K. Yadav

Vikas Kumar Yadav
Director
DIN-09753074

Place : Gurugram
Date : 29 May 2023

Statement of Profit and Loss for the year ended 31 March 2023
(Amount in Rupees thousands, unless otherwise stated)

	Notes	For the year ended 31 March 2023	For the year ended 31 March 2022
Income			
Revenue from operations	20	7,14,121.78	6,33,660.29
Other income	21	21,779.44	9,555.48
		7,35,901.22	6,43,215.77
Expenses			
Cost of revenue	22	6,04,654.99	5,13,772.00
Employee benefits expense	23	31,815.26	29,726.98
Finance costs	24	2,153.90	1,762.94
Depreciation and amortization expense	25	2,020.90	1,798.68
Other expenses	26	37,717.15	56,688.83
		6,78,362.20	6,03,749.43
Profit before tax		57,539.02	39,466.34
Tax expense			
Current tax (including tax relating to earlier years)	27	11,592.84	10,168.72
Deferred tax charge/(credit)		5.37	(754.27)
Total tax expense		11,598.21	9,414.45
Net profit for the year		45,940.81	30,051.89
Other comprehensive income			
Items that will not be reclassified to profit or loss			
Re-measurement gain on defined benefit plans		361.26	2,117.57
Income-tax effect		(90.92)	(532.95)
Other comprehensive income for the year		270.34	1,584.62
Total comprehensive income for the year		46,211.15	31,636.51
Earnings per equity share			
Basic (Rs.)	28	4,594.08	3,005.19
Diluted (Rs.)		4,594.08	3,005.19
Summary of significant accounting policies	2		

The accompanying notes are an integral part of the standalone financial statements.

This is the statement of profit and loss referred to in our report of even date.

For M S K A & Associates
Chartered Accountants
Firm Registration No.: 105047W

Naresh Anand
Partner
Membership No. : 503662

Place: Gurugram
Date: 29 May 2023



For and on behalf of the Board of Directors
Emaar India Community Management Private Limited

Vivek Singh
Director
DIN-03466774

Place : Gurugram
Date : 29 May 2023

Vikas K. Yadav

Vikas Kumar Yadav
Director
DIN-09753074

Place : Gurugram
Date : 29 May 2023

Emaar MGF Construction Private Limited
 CIN: U70109DL2006PTC154556
 Balance Sheet as at 31 March 2023
 (Amount in Rupees thousands, unless otherwise stated)

	Notes	As at 31 March 2023	As at '31 March 2022
ASSETS			
Non-current assets			
Property, plant and equipment	3	-	-
Financial assets			
Other financial assets	4	18,32,700.00	18,32,700.00
Income-tax assets (net)	5	948.19	1,394.57
Other non-current assets	6	-	-
Total non-current assets		18,33,648.19	18,34,094.57
Current assets			
Inventories	7	5,02,399.00	5,02,399.00
Financial assets			
Cash and cash equivalents	8	3,364.59	24,783.07
Other financial assets	9	941.70	1,827.06
Other current assets	10	18,817.81	5,177.60
Total current assets		5,25,523.10	5,34,186.73
Total assets		23,59,171.29	23,68,281.30
EQUITY AND LIABILITIES			
Equity			
Equity share capital	11	54,853.39	54,853.39
Other equity	12	3,83,400.90	4,12,583.93
Total equity		4,38,254.29	4,67,437.32
LIABILITIES			
Current liabilities			
Financial liabilities			
Trade payables	13	-	-
-total outstanding dues of micro enterprises and small enterprises			
-total outstanding dues of creditors other than micro enterprises and small enterprises		2,82,948.15	2,82,804.09
Other financial liabilities	14	16,37,307.92	16,15,111.03
Other current liabilities	15	660.93	2,928.86
Total current liabilities		19,20,917.00	19,00,843.98
Total equity and liabilities		23,59,171.29	23,68,281.30

Summary of significant accounting policies. 2

The accompanying notes are an integral part of the financial statements.

This is the balance sheet referred to in our report of even date.

For M S K A & Associates
 Chartered Accountants
 Firm Registration No.:105047W


 Naresh Chand
 Partner
 Membership No. : 503662

Place: Gurugram
 Date: 29 May 2023


For and on behalf of the Board of Directors
 Emaar MGF Construction Private Limited


 Akshat Maheshwari
 Company Secretary
 M.No.: A35021

Place: Gurugram
 Date: 29 May 2023


 Mahish Kumar
 Director
 DIN-08376570

Place: Gurugram
 Date: 29 May 2023


 Vishpendra Singh
 Chaudhary
 Director
 DIN-10174911

Place: Gurugram
 Date: 29 May 2023



Emaar MGF Construction Private Limited
CIN: U70109DL2006PTC154556
Statement of Profit and Loss for the year ended 31 March 2023
(Amount in Rupees thousands, unless otherwise stated)

	Notes	For the year ended 31 March 2023	For the year ended 31 March 2022
Income			
Revenue from operations	16	-	599.72
Other income	17	2.61	2,45,166.12
Total income		2.61	2,45,765.84
Expenses			
Cost of revenue	18	-	-
Finance costs	19	1.28	2.36
Other expenses	20	21,864.38	17,141.05
Total expenses		21,865.66	17,143.41
(Loss)/profit before tax		(21,863.05)	2,28,622.43
Current tax expense	28	7,319.98	45,198.20
(Loss)/profit for the year		(29,183.03)	1,83,424.23
Other comprehensive income			
Items that will not be reclassified to Statement of Profit or Loss			
Re-measurement gains on defined benefit plan		-	-
Other comprehensive (loss)/income for the year		-	-
Total comprehensive income for the year		(29,183.03)	1,83,424.23
(Loss)/Earnings per share :			
Basic (Rs.)	21	(5.32)	33.44
Diluted (Rs.)		(5.32)	33.44

Summary of significant accounting policies. 2

The accompanying notes are an integral part of the financial statements.

This is the statement of profit and loss referred to in our report of even date.

For **M S K A & Associates**
Chartered Accountants
Firm Registration No.:105047W


Naresh Anand

Partner
Membership No. : 503662

Place: Gurugram
Date: 29 May 2023

For and on behalf of the Board of Directors
Emaar MGF Construction Private Limited


Akshat Maheshwari

Company Secretary
M.No.: A35021

Place : Gurugram
Date : 29 May 2023


Manish Kumar

Director
DIN-08376570

Place : Gurugram
Date : 29 May 2023


Vishpendra Singh
Chaudhary

Director
DIN-10174911

Place : Gurugram
Date : 29 May 2023



EMINENCE CONBUILD PRIVATE LIMITED
BALANCE SHEET AS AT 31 MARCH 2023
(Amount in rupees hundred, unless otherwise stated)

	Notes	As at 31 March 2023	As at 31 March 2022
ASSETS			
Current assets			
Financial assets			
Cash and cash equivalents			
Total Assets	4	247.72	220.96
EQUITY AND LIABILITIES			
Equity			
Equity share capital	5	1,000.00	1,000.00
Other equity	6	(1,880.02)	(1,764.81)
Total equity		(880.02)	(764.81)
LIABILITIES			
Current liabilities			
Financial liabilities			
Trade payables	7	-	-
-total outstanding dues of micro and small enterprises			
-total outstanding dues other than micro and small enterprises		79.00	59.00
Other current liabilities	8	1,048.74	926.77
Total liabilities		1,127.74	985.77
Total Equity and Liabilities		247.72	220.96
Summary of significant accounting policies	3		

The accompanying notes are an integral part of the financial statements.

As per our report of even date

For Rajeev & Ajay
Firm registration No : 009977N
Chartered Accountants
Rajeev Subramanian
Partner
Member since 2010



For and on behalf of the Board of Directors of
EMINENCE CONBUILD PRIVATE LIMITED

Manoj Lamba
Director
DIN-09718405

Manish Kumar
Director
DIN-08376582

Place : New Delhi
Date **26 MAY 2023**

EMINENCE CONBUILD PRIVATE LIMITED
STATEMENT OF PROFIT AND LOSS FOR THE YEAR ENDED 31 MARCH 2023
(Amount in rupees hundred, unless otherwise stated)

Particulars	Notes	31 March 2023	31 March 2022
INCOME			
Revenue from operations		-	-
Total Income (I)		-	-
EXPENSES			
Finance costs	9	3.25	6.50
Other expenses	10	111.96	98.20
Total Expenses (II)		115.21	104.70
Profit/(Loss) before tax from continuing operations (I-II)		(115.21)	(104.70)
Tax expense			
Current tax		-	-
Profit/(Loss) for the year from continuing operations		(115.21)	(104.70)
Other comprehensive income		-	-
Total other comprehensive income for the year, net of tax		-	-
Total comprehensive income/(loss) for the year, net of tax		(115.21)	(104.70)
Earnings per equity share:			
(1) Basic	11	(1.15)	(1.05)
(2) Diluted		(1.15)	(1.05)
Summary of significant accounting policies	3		

The accompanying notes are an integral part of the financial statements.

As per our report of even date

For Rajeev & Co.
Firm registration No. 1004977N
Chartered Accountants
NEW DELHI
Rajeev Subhrajwal
Partner
Membership No. : 084833

For and on behalf of the Board of Directors of
EMINENCE CONBUILD PRIVATE LIMIT

Manoj Lamba
Director
DIN-09718405

Manish Kumar
Director
DIN-08376582

Place: New Delhi
Date: 26 MAY 2023

ENAMEL PROPBUILD PRIVATE LIMITED
BALANCE SHEET AS AT 31 MARCH 2023
(Amount in rupees hundred, unless otherwise stated)

	Notes	As at 31 March 2023	As at 31 March 2022
ASSETS			
Non-current assets			
Financial assets			
Investments	4	-	-
Current assets			
Financial assets			
Cash and cash equivalents	5	242.15	218.64
Total Assets		242.15	218.64
EQUITY AND LIABILITIES			
Equity			
Equity share capital	6	1,000.00	1,000.00
Other equity	7	(2,52,142.31)	(2,52,023.86)
Total equity		(2,51,142.31)	(2,51,023.86)
LIABILITIES			
Current liabilities			
Financial liabilities			
Trade payables	8	-	-
-total outstanding dues of micro and small enterprises		-	-
-total outstanding dues other than micro and small enterprises		79.00	59.00
Other current liabilities	9	2,51,305.46	2,51,183.50
Total liabilities		2,51,384.46	2,51,242.50
Total Equity and Liabilities		242.15	218.64
Summary of significant accounting policies	3		

The accompanying notes are an integral part of the financial statements.

As per our report of even date

For Rajeev & Aja
Firm registration no. 809477N
Chartered Accountants

Rajeev Subbarwal
Partner
Membership no. 104532

For and on behalf of the Board of Directors of
ENAMEL PROPBUILD PRIVATE LIMITED


Jitesh Sharma
Director
DIN-08428478


Deepak Jain
Director
DIN-08129166

Place : New Delhi

Date :

26 MAY 2023

ENAMEL PROPBUILD PRIVATE LIMITED
STATEMENT OF PROFIT AND LOSS FOR THE YEAR ENDED 31 MARCH 2023
(Amount in rupees hundred, unless otherwise stated)

Particulars	Notes	31 March 2023	31 March 2022
INCOME			
Revenue from operations		-	-
Total Income (I)		-	-
EXPENSES			
Finance costs	10	6.49	6.49
Other expenses	11	111.96	98.20
Total Expenses(II)		118.45	104.69
(Loss) before tax from continuing operations(I-II)		(118.45)	(104.69)
Tax expense:			
Current tax		-	-
(Loss) for the year from continuing operations		(118.45)	(104.69)
Other comprehensive income		-	-
Total other comprehensive income for the year, net of tax		-	-
Total comprehensive income/(loss) for the year, net of tax		(118.45)	(104.69)
Earnings per equity share:			
(1) Basic	12	(1.18)	(1.05)
(2) Diluted		(1.18)	(1.05)

Summary of significant accounting policies

3

The accompanying notes are an integral part of the financial statements.

As per our report of even date

For Rajeev & Ajay
Firm registration No. 30/9977N
Chartered Accountants

Rajeev Subhrawal
Partner
Membership No. 084853



For and on behalf of the Board of Directors of
ENAMEL PROPBUILD PRIVATE LIMITED

Jitesh Sharma
Director
DIN-08428478

Deepak Jain
Director
DIN-08129166

Place : New Delhi

Date :

26 MAY 2023

ENIGMA PROPERTIES PRIVATE LIMITED
BALANCE SHEET AS AT 31 MARCH 2023
(Amount in rupees hundred, unless otherwise stated)

	Notes	As at 31 March 2023	As at 31 March 2022
ASSETS			
Current assets			
Inventories			
Financial assets			
Cash and cash equivalents	4	22,22,726.29	22,22,726.29
Total Assets	5	243.58	196.83
		<u>22,22,969.87</u>	<u>22,22,923.12</u>
EQUITY AND LIABILITIES			
Equity			
Equity share capital	6	1,000.00	1,000.00
Other equity	7	(6,607.17)	(6,468.36)
Total equity		(5,607.17)	(5,468.36)
LIABILITIES			
Current liabilities			
Financial liabilities			
Trade payables			
-total outstanding dues of micro and small enterprises	8	-	-
-total outstanding dues other than micro and small enterprises			
Other current liabilities	8	79.00	59.00
Total liabilities	9	22,28,498.04	22,28,332.48
		<u>22,28,577.04</u>	<u>22,28,391.48</u>
Total Equity and Liabilities		<u>22,22,969.87</u>	<u>22,22,923.12</u>
Summary of significant accounting policies	3		


The accompanying notes are an integral part of the financial statements.

As per our report of even date

For Rajeev & Ajay
Firm registration No : 009977N
Chartered Accountants

Rajeev Sacharwal
Partner
Membership No. 1188833

For and on behalf of the Board of Directors of
ENIGMA PROPERTIES PRIVATE LIMITED


Rangaswamy Harirajan
Director
DIN-06785533


Deepak Chandra Thawal
Director
DIN-09815239

Place : New Delhi
Date :

ENIGMA PROPERTIES PRIVATE LIMITED
STATEMENT OF PROFIT AND LOSS FOR THE YEAR ENDED 31 MARCH 2023
(Amount in rupees hundred, unless otherwise stated)

Particulars	Notes	31 March 2023		31 March 2022	
INCOME					
Revenue from operations		-	-	-	-
Total Income (I)		-	-	-	-
EXPENSES					
Finance costs	10	3.25	6.49		
Other expenses	11	135.56	98.20		
Total expenses		138.81	104.69		
Profit/(Loss) before tax from continuing operations		(138.81)	(104.69)		
Tax expense					
Current tax		-	-		
Profit/(Loss) for the year from continuing operations		(138.81)	(104.69)		
Other comprehensive income					
Total other comprehensive income for the year, net of tax		-	-		
Total comprehensive income/(loss) for the year, net of tax		(138.81)	(104.69)		
Earnings per equity share:					
(1) Basic	12	(1.39)	(1.05)		
(2) Diluted		(1.39)	(1.05)		
Summary of significant accounting policies	3				

The accompanying notes are an integral part of the financial statements.

As per our report of even date

For Rajeev & Ajay
Firm registration No : 009977N
Chartered Accountants


Rajeev Sahni
Partner
Membership No. 084833

For and on behalf of the Board of Directors of
ENIGMA PROPERTIES PRIVATE LIMITED


Rangaswamy Harirajan
Director
DIN-06785533


Deepak Chandra Thawani
Director
DIN-09815239

Place : New Delhi
Date :

EPITOME PROPBUILD PRIVATE LIMITED
BALANCE SHEET AS AT 31 MARCH 2023
(Amount in rupees hundred, unless otherwise stated)

	Notes	As at	
		31 March 2023	31 March 2022
ASSETS			
Current assets			
Financial assets			
Cash and cash equivalents	4	234.30	210.79
Other current assets	5	27,107.89	30,506.25
Current tax assets (net)	6	0.08	0.08
Total Assets		27,342.27	30,717.13
EQUITY AND LIABILITIES			
Equity			
Equity share capital	7	1,000.00	1,000.00
Other equity	8	25,689.27	29,658.12
Total equity		26,689.27	30,658.12
LIABILITIES			
Current liabilities			
Financial liabilities			
Trade payables	9	-	-
-total outstanding dues of micro and small enterprises			
-total outstanding dues other than micro and small enterprises		59.00	59.00
Other current liabilities	10	594.00	-
Total liabilities		653.00	59.00
Total Equity and Liabilities		27,342.27	30,717.12
Summary of significant accounting policies	3		

The accompanying notes are an integral part of the financial statements.

As per our report of even date

For Rajeev & Associates
Firm registered with the Institute of Chartered Accountants of India (ICAI) No. 0977N
Chartered Accountants

Rajeev Subharwal
Partner
Membership No. 1084833

For and on behalf of the Board of Directors of
EPITOME PROPBUILD PRIVATE LIMITED


Akshat Maheshwari
Director
DIN-07504909


Jitesh Sharma
Director
DIN-08428478

Place : New Delhi

Date :

26 MAY 2023

EPITOME PROPBUILD PRIVATE LIMITED
 STATEMENT OF PROFIT AND LOSS FOR THE YEAR ENDED 31 MARCH 2023
 (Amount in rupees hundred, unless otherwise stated)

Particulars	Notes	31 March 2023	31 March 2022
INCOME			
Revenue from operations		-	-
Total Income		-	-
EXPENSES			
Finance costs	11	6.49	6.49
Other expenses	12	3,962.36	68.36
Total Expenses		3,968.85	74.85
Profit/(Loss) before tax from continuing operations		(3,968.85)	(74.85)
Tax expense:			
Current tax		-	-
Profit/(Loss) for the year from continuing operations		(3,968.85)	(74.85)
Other comprehensive income		-	-
Total other comprehensive income for the year, net of tax		-	-
Total comprehensive income/(loss) for the year, net of tax		(3,968.85)	(74.85)
Earnings per equity share:			
(1) Basic	13	(39.69)	(0.75)
(2) Diluted		(39.69)	(0.75)
Summary of significant accounting policies	3		

The accompanying notes are an integral part of the financial statements.

As per our report of even date

For Rajeev & Associates
 Firm Registration No : 09977N
 Chartered Accountants
 NEW DELHI

 Rajeev Saini
 Partner
 Membership No. : 084833

For and on behalf of the Board of Directors of
 EPITOME PROPBUILD PRIVATE LIMITED


 Akshat Maheshwari
 Director
 DIN-07504909


 Suresh Sharma
 Director
 DIN-08428478

Place : New Delhi

Date :

26 MAY 2023

ETERNAL BUILDTECH PRIVATE LIMITED
BALANCE SHEET AS AT 31 MARCH 2023
(Amount in rupees hundred, unless otherwise stated)

	Notes	As at 31 March 2023	As at 31 March 2022
ASSETS			
Current assets			
Inventories	4	19,03,933.08	19,03,933.08
Financial assets			
Cash and cash equivalents	5	272.06	328.55
Other current assets	6	-	-
Total Assets		19,04,205.14	19,04,261.63
EQUITY AND LIABILITIES			
Equity			
Equity share capital	7	1,000.00	1,000.00
Other equity	8	(20,919.69)	(20,801.24)
Total equity		(19,919.69)	(19,801.24)
LIABILITIES			
Current liabilities			
Financial liabilities			
Trade payables			
-total outstanding dues of micro and small enterprises	9	-	-
-total outstanding dues other than micro and small enterprises		79.00	59.00
Other current liabilities	10	19,24,045.84	19,24,003.88
Total liabilities		19,24,124.84	19,24,062.88
Total Equity and Liabilities		19,04,205.14	19,04,261.63
Summary of significant accounting policies	3		

The accompanying notes are an integral part of the financial statements.

As per our report of even date

For Rajeev & Ainy
Firm registration No: 009977N
Chartered Accountants

Rajeev Sabharwal
Partner
Member since 15/06/2013

Place: New Delhi
Date: 26 MAY 2023

For and on behalf of the Board of Directors of
ETERNAL BUILDTECH PRIVATE LIMITED

Rangaswamy Harirajan
Director
DIN-06785533

Deepak Chandra Thawal
Director
DIN-09815239

ETERNAL BUILDTECH PRIVATE LIMITED
STATEMENT OF PROFIT AND LOSS FOR THE YEAR ENDED 31 MARCH 2023
(Amount in rupees hundred, unless otherwise stated)

Particulars	Notes	31 March 2023	31 March 2022
INCOME			
Revenue from operations		-	-
Total Income (I)		-	-
EXPENSES			
Finance costs	11	6.49	6.49
Other expenses	12	111.96	98.20
Total Expenses (II)		118.45	104.69
(Loss) before tax from continuing operations (I-II)		(118.45)	(104.69)
Tax expense			
Current tax		-	-
(Loss) for the year from continuing operations		(118.45)	(104.69)
Other comprehensive income		-	-
Total other comprehensive income for the year, net of tax		-	-
Total comprehensive income/(loss) for the year, net of tax		(118.45)	(104.69)
Earnings per equity share:			
(1) Basic	13	(1.18)	(1.05)
(2) Diluted		(1.18)	(1.05)
Summary of significant accounting policies	3		

The accompanying notes are an integral part of the financial statements.

As per our report of even date

For Rajeev & Anil
Firm registration No. : 009977N
Chartered Accountants

Rajeev Sabharwal
Partner
Membership No. 0981833

For and on behalf of the Board of Directors of
ETERNAL BUILDTECH PRIVATE LIMITED

Rangaswamy Harirajan
Director
DIN-06785533

Deepak Chandra Thawal
Director
DIN-09815239

Place: New Delhi
Date: 26 MAY 2023

ETHNIC PROPERTIES PRIVATE LIMITED
BALANCE SHEET AS AT 31 MARCH 2023
(Amount in rupees hundred, unless otherwise stated)

	Notes	As at 31 March 2023	As at 31 March 2022
ASSETS			
Current assets			
Inventories	4	25,55,212.71	29,61,026.67
Financial assets			
Cash and cash equivalents	5	255.21	241.70
Current tax assets (net)	6	-	17.95
Total Assets		25,55,467.91	29,61,286.31
EQUITY AND LIABILITIES			
Equity			
Equity share capital	7	1,000.00	1,000.00
Other equity	8	(1,53,197.94)	(1,59,691.98)
Total equity		(1,52,197.94)	(1,58,691.98)
LIABILITIES			
Current liabilities			
Financial liabilities			
Trade payables	9	-	-
-total outstanding dues of micro and small enterprises		-	-
-total outstanding dues other than micro and small		79.00	59.00
Other current liabilities	10	27,05,455.89	31,19,919.29
Current tax liabilities (net)	11	2,130.96	-
Total liabilities		27,07,665.85	31,19,978.29
Total Equity and Liabilities		25,55,467.91	29,61,286.31

Summary of significant accounting policies 3

The accompanying notes are an integral part of the financial statements.

As per our report of even-date

For Rajeev & Ajay
Firm registration No. : 00977 N
Chartered Accountants

Rajeev Singhharwal
Partner
Membership No. : 126833

For and on behalf of the Board of Directors of
ETHNIC PROPERTIES PRIVATE LIMITED


Rangaswamy Harirajan
Director
DIN-06785533


Deepak Chandra Thawal
Director
DIN-09815239

Place : New Delhi

Date :
26 MAY 2023

ETHNIC PROPERTIES PRIVATE LIMITED
 STATEMENT OF PROFIT AND LOSS FOR THE YEAR ENDED 31 MARCH 2023
 (Amount in rupees hundred, unless otherwise stated)

Particulars	Notes	31 March 2023	31 March 2022
INCOME			
Revenue from operations	12	8,785.00	-
Total Income (I)		8,785.00	-
EXPENSES			
Finance costs	13	6.49	6.49
Other expenses	14	135.56	98.20
Total expenses		142.05	104.69
Profit/(Loss) before tax from continuing operations		8,642.95	(104.69)
Tax expense:			
Current tax		2,148.91	-
Profit/(Loss) for the year from continuing operations		6,494.04	(104.69)
Total comprehensive income/(loss) for the year, net of tax			
		6,494.04	(104.69)
Earnings per equity share (computed on the basis of profit/(loss) for the			
(1) Basic	15	64.94	(1.05)
(2) Diluted		64.94	(1.05)
Summary of significant accounting policies	3		

The accompanying notes are an integral part of the financial statements.

As per our report of even date

For Rajeev & Ajay
 Firm registration No : 009977N
 Chartered Accountants

Rajeev Subharwal
 Partner
 Membership No. 14870



For and on behalf of the Board of Directors of
ETHNIC PROPERTIES PRIVATE LIMITED

Rangaswamy Harirajan
 Director
 DIN-06785533

Deepak Chandra Thawal
 Director
 DIN-09815239

Place : New Delhi
 Date :

26 MAY 2023

EVERWEL ESTATES PRIVATE LIMITED
BALANCE SHEET AS AT 31 MARCH 2023
(Amount in rupees hundred, unless otherwise stated)

	Notes	As at	
		31 March 2023	31 March 2022
ASSETS			
Current assets			
Inventories	4	25,80,493.80	25,74,033.30
Financial assets			
Cash and cash equivalents	5	264.30	236.54
Total Assets		25,80,758.10	25,74,269.84
EQUITY AND LIABILITIES			
Equity			
Equity share capital	6	10,000.00	10,000.00
Other equity	7	(5,611.69)	(5,470.76)
Total equity		4,388.31	4,529.24
LIABILITIES			
Current liabilities			
Financial liabilities			
Trade payables	8	-	-
-total outstanding dues of micro and small enterprises			
-total outstanding dues other than micro and small		79.00	59.00
Other current liabilities	9	25,76,290.80	25,69,681.61
Total liabilities		25,76,369.80	25,69,740.61
Total Equity and Liabilities		25,80,758.10	25,74,269.84
Summary of significant accounting policies	3		

The accompanying notes are an integral part of the financial statements.

As per our report of even date

For Rajeev & Ajay
Firm registration No. 000977N
Chartered Accountants

Rajeev Subhrajit
Partner
Membership No. 12483

For and on behalf of the Board of Directors of
EVERWEL ESTATES PRIVATE LIMITED


Jitesh Sharma
Director
DIN-08428478


Deepak Jain
Director
DIN-08129166

Place : New Delhi

Date :

26 MAY 2023

EVERWEL ESTATES PRIVATE LIMITED
STATEMENT OF PROFIT AND LOSS FOR THE YEAR ENDED 31 MARCH 2023
(Amount in rupees hundred, unless otherwise stated)

Particulars	Notes	31 March 2023	31 March 2022
INCOME			
Revenue from operations		-	-
Total Income (I)		-	-
EXPENSES			
Finance costs	10	6.49	6.49
Other expenses	11	134.44	103.20
Total expenses (II)		140.93	109.69
Profit/(Loss) before tax from continuing operations (I-II)		(140.93)	(109.69)
Tax expense:			
Current tax		-	-
Profit/(Loss) for the year from continuing operations		(140.93)	(109.69)
Other comprehensive income			
Total other comprehensive income for the year, net of tax		-	-
Total comprehensive income/(loss) for the year, net of tax		(140.93)	(109.69)
Earnings per equity share (computed on the basis of profit/(loss) for the year):	12		
(1) Basic		(0.14)	(0.11)
(2) Diluted		(0.14)	(0.11)
Summary of significant accounting policies	3		

The accompanying notes are an integral part of the financial statements.

As per our report of even date

For Rajeev & Ajay
Firm registration No. 019977N
Chartered Accountants

Rajeev Subhrawal
Partner
Membership No. 0184309

For and on behalf of the Board of Directors of
EVERWEL ESTATES PRIVATE LIMITED


Hitesh Sharma
Director
DIN-08428478


Deepak Jain
Director
DIN-08129166

Place : New Delhi

Date :

26 MAY 2023

EXTREMITY CONBUILD PRIVATE LIMITED
BALANCE SHEET AS AT 31 MARCH 2023
 (Amount in rupees hundred, unless otherwise stated)

ASSETS

Current assets

Financial assets

Cash and cash equivalents

Other current assets

Total Assets

EQUITY AND LIABILITIES

Equity

Equity share capital

Other equity

Total equity

LIABILITIES

Current liabilities

Financial liabilities

Trade payables

-total outstanding dues of micro and small enterprises

-total outstanding dues other than micro and small enterprises

Total liabilities

Total Equity and Liabilities

Summary of significant accounting policies

The accompanying notes are an integral part of the financial statements.

As per our report of even date

For Rajeev & Associates

Firm registration No. 001277N

Chartered Accountants

Rajeev Sandhu

Partner

Membership No.: 084833

Place : New Delhi

Date :

26 MAY 2023

Notes	As at	
	31 March 2023	31 March 2022
4	229.81	236.30
5	3,10,483.73	3,10,545.85
	3,10,713.54	3,10,782.15
6	2,000.00	2,000.00
7	3,08,654.54	3,08,720.08
	3,10,654.54	3,10,720.08
8	-	-
	59.00	62.07
	59.00	62.07
	3,10,713.54	3,10,782.15
3		

For and on behalf of the Board of Directors of
EXTREMITY CONBUILD PRIVATE LIMITED

P.K. Saini
Pravesh Kumar
 Director
 DIN-08376738

Rohit Rawat
Rohit Rawat
 Director
 DIN-08298761

EXTREMITY CONBUILD PRIVATE LIMITED
STATEMENT OF PROFIT AND LOSS FOR THE YEAR ENDED 31 MARCH 2023
 (Amount in rupees hundred, unless otherwise stated)

Particulars	Notes	31 March 2023	31 March 2022
INCOME			
Other income			
Total income	9	3.07	-
EXPENSES			
Finance costs			
Other expenses	10	6.49	6.49
Total Expenses	11	62.12	74.60
		68.61	81.09
(Loss) before tax from continuing operations		(65.54)	(81.09)
Tax expense:			
Current tax			
(Loss) for the year from continuing operations		(65.54)	(81.09)
Other comprehensive income			
Total other comprehensive income for the year, net of tax		-	-
Total comprehensive income/(loss) for the year, net of tax		(65.54)	(81.09)
Earnings per equity share:			
(1) Basic	12	(0.33)	(0.41)
(2) Diluted		(0.33)	(0.41)
Summary of significant accounting policies	3		

The accompanying notes are an integral part of the financial statements.

As per our report of even date

For Rajeev & Ajay
 Firm registration No. 409977N
 Chartered Accountants

Rajeev Singh
 Partner
 Membership No. 14009141M

Place : New Delhi

Date : 26 MAY 2023

For and on behalf of the Board of Directors of
EXTREMITY CONBUILD PRIVATE LIMITED

P. K. Saini
 Pravesh Kumar
 Director
 DIN-08376738

Rohit Rawat
 Director
 DIN-08298761

FABLE CONBUILD PRIVATE LIMITED
BALANCE SHEET AS AT 31 MARCH 2023
(Amount in rupees hundred, unless otherwise stated)

	Notes	As at 31 March 2023	As at 31 March 2022
ASSETS			
Current assets			
Inventories	4	78,342.40	78,342.40
Financial assets			
Cash and cash equivalents	5	242.59	209.08
Total Assets		78,584.99	78,551.48
EQUITY AND LIABILITIES			
Equity			
Equity share capital	6	1,000.00	1,000.00
Other equity	7	(3,063.49)	(2,945.04)
Total equity		(2,063.49)	(1,945.04)
LIABILITIES			
Current liabilities			
Financial liabilities			
Trade payables	8	-	-
-total outstanding dues of micro and small enterprises			
-total outstanding dues other than micro and small enterprises		79.00	59.00
Other current liabilities	9	80,569.48	80,437.52
Total liabilities		80,648.48	80,496.52
Total Equity and Liabilities		78,584.99	78,551.48
Summary of significant accounting policies	3		

The accompanying notes are an integral part of the financial statements.

As per our report of even date

For Rajeev & Ajay
Firm registration No. 009977 N
Chartered Accountants

Rajeev Sabharwal
Partner
Membership No. : 084831



For and on behalf of the Board of Directors of
FABLE CONBUILD PRIVATE LIMITED

Jahangir Ashraf
Director
DIN-08587748

Anjul Sharma
Director
DIN-10126870

Place : New Delhi

Date :

26 MAY 2023

7

FABLE CONBUILD PRIVATE LIMITED
 STATEMENT OF PROFIT AND LOSS FOR THE YEAR ENDED 31 MARCH 2023
 (Amount in rupees hundred, unless otherwise stated)

Particulars	Notes	31 March 2023	31 March 2022
INCOME			
Revenue from operations		-	-
Total Income		-	-
EXPENSES			
Finance costs	10	6.49	6.49
Other expenses	11	111.96	95.08
Total Expenses		118.45	101.57
(Loss) before tax from continuing operations		(118.45)	(101.57)
Tax expense:			
Current tax		-	-
(Loss) for the year from continuing operations		(118.45)	(101.57)
Other comprehensive income		-	-
Total other comprehensive income for the year, net of tax		-	-
Total comprehensive income/(loss) for the year, net of tax		(118.45)	(101.57)
Earnings per equity share:			
(1) Basic	12	(1.18)	(1.02)
(2) Diluted		(1.18)	(1.02)

Summary of significant accounting policies

3

The accompanying notes are an integral part of the financial statements.

As per our report of even date

For Rajeev & Ajay
 Firm registration No : 000002
 Chartered Accountants

Rajeev Sibalwar
 Partner
 Membership No. : 0844



For and on behalf of the Board of Directors of
FABLE CONBUILD PRIVATE LIMITED

Jahangir Ashraf
 Director
 DIN-08587748

Anjul Sharma
 Director
 DIN-10126870

Place : New Delhi

Date :

26 MAY 2023

Facade Conbuild Private Limited
BALANCE SHEET AS AT 31 MARCH 2023
(Amount in rupees hundred, unless otherwise stated)

	Notes	As at 31 March 2023	As at 31 March 2022
ASSETS			
Current assets			
Inventories	4	1,04,423.26	1,04,423.26
Financial assets			
Cash and cash equivalents	5	250.19	236.68
Total assets		1,04,673.45	1,04,659.94
EQUITY AND LIABILITIES			
Equity			
Equity share capital	6	1,000.00	1,000.00
Other equity	7	(3,037.87)	(2,919.42)
Total equity		(2,037.87)	(1,919.42)
LIABILITIES			
Current liabilities			
Financial liabilities			
Trade payables	8	-	-
-total outstanding dues of micro and small enterprises			
-total outstanding dues other than micro and small enterprises		79.00	59.00
Other current liabilities	9	1,06,632.32	1,06,520.36
Total liabilities		1,06,711.32	1,06,579.36
Total equity and liabilities		1,04,673.45	1,04,659.94
Summary of significant accounting policies	3		

The accompanying notes are an integral part of the financial statements.

As per our report of even date

For Rajeev & Ajay
Firm registration No. 006923
Chartered Accountants

Rajeev Sabharwal
Partner
Membership No.: 084833



For and on behalf of the Board of Directors of
Facade Conbuild Private Limited

Anjul Sharma
Director
DIN-10126870

Gaurav Dutt
Director
DIN-08657459

Place : New Delhi

Date :

26 MAY 2023

Facade Conbuild Private Limited
STATEMENT OF PROFIT AND LOSS FOR THE YEAR ENDED 31 MARCH 2023
 (Amount in rupees hundred, unless otherwise stated)

Particulars	Notes	31 March 2023	31 March 2022
INCOME			
Revenue from operations	7	-	-
Total Income		-	-
EXPENSES			
Finance costs	10	6.49	6.49
Other expenses	11	111.96	98.20
Total Expenses		118.45	104.69
Profit/(Loss) before tax		(118.45)	(104.69)
Tax expense:			
Current tax		-	-
Profit/(Loss) for the year		(118.45)	(104.69)
Other comprehensive income		-	-
Total other comprehensive income for the year, net of tax		-	-
Total comprehensive income/(loss) for the year, net of tax		(118.45)	(104.69)
Earnings per equity share:			
(1) Basic	12	(1.18)	(1.05)
(2) Diluted		(1.18)	(1.05)
Summary of significant accounting policies	3		

The accompanying notes are an integral part of the financial statements.

As per our report of even date

For Rajeev & Ajay
 Firm registration No. : 01919
 Chartered Accountants

Rajeev Sabharwal
 Partner
 Membership No. : 084833



For and on behalf of the Board of Directors of
Facade Conbuild Private Limited

Anjul Sharma
 Director
 DIN-10126870

Gaurav Dutta
 Director
 DIN-08657459

Place : New Delhi

Date :

26 MAY 2023

FACET ESTATE PRIVATE LIMITED
BALANCE SHEET AS AT 31 MARCH 2023
(Amount in rupees hundred, unless otherwise stated)

	Notes	As at 31 March 2023	As at 31 March 2022
ASSETS			
Current assets			
Inventories	4	67,80,337.99	67,12,777.96
Financial assets			
Cash and cash equivalents	5	279.02	343.64
Other current assets	6	-	-
Current tax assets (net)	7	-	-
Total Assets		67,80,617.01	67,13,121.60
EQUITY AND LIABILITIES			
Equity			
Equity share capital	8	1,000.00	1,000.00
Other equity	9	2,26,398.56	2,31,668.53
Total equity		2,27,398.56	2,32,668.53
LIABILITIES			
Current liabilities			
Financial liabilities			
Trade payables	10	-	-
-total outstanding dues of micro and small enterprises		-	-
-total outstanding dues other than micro and small enterprises		2,672.08	59.00
Other current liabilities	11	65,50,546.37	64,80,394.07
Total liabilities		65,53,218.45	64,80,453.07
Total Equity and Liabilities		67,80,617.01	67,13,121.60
Summary of significant accounting policies	3		

The accompanying notes are an integral part of the financial statements.

As per our report of even date

For **NAVRATN & CO LLP**
Firm Reg. No.: N500107
Chartered Accountants


Nitish Mittal
Partner
Membership No.: 09537



For and on behalf of the Board of Directors of
FACET ESTATE PRIVATE LIMITED


Manish Kumar
Director
DIN-08376570


Pravesh Kumar
Director
DIN-08376738

Place : Gurugram
Date :

26 MAY 2023

FACET ESTATE PRIVATE LIMITED
STATEMENT OF PROFIT AND LOSS FOR THE YEAR ENDED 31 MARCH 2023
(Amount in rupees hundred, unless otherwise stated)

Particulars	Notes	31 March 2023	31 March 2022
INCOME			
Revenue from operations		-	-
Total Income		-	-
EXPENSES			
Finance costs	12	5.41	6.49
Other expenses	13	5,264.56	111.43
Total Expenses		5,269.97	117.92
Profit/(Loss) before tax from continuing operations		(5,269.97)	(117.92)
Tax expense:			
Current tax		-	-
Profit/(Loss) for the year from continuing operations		(5,269.97)	(117.92)
Other comprehensive income/(loss)		-	-
Total other comprehensive income/(loss) for the year, net of tax		-	-
Total comprehensive income/(loss) for the year, net of tax		(5,269.97)	(117.92)
Earnings per equity share:			
Basic (Rs.)	14	(52.70)	(1.18)
Diluted (Rs.)		(52.70)	(1.18)
Summary of significant accounting policies	3		

The accompanying notes are an integral part of the financial statements.

As per our report of even date

For **NAVRATN & CO LLP**
Firm Reg. No.: N500107
Chartered Accountants


Nitish Mittal

Partner
Membership No.: 09537



For and on behalf of the Board of Directors of
FACET ESTATE PRIVATE LIMITED


Manish Kumar

Director
DIN-08376570


P.K. Saini

Pravesh Kumar
Director
DIN-08376738

Place : Gurugram
Date :

26 MAY 2023

FLICK PROPBUILD PRIVATE LIMITED
BALANCE SHEET AS AT 31 MARCH 2023
(Amount in rupees hundred, unless otherwise stated)

	Notes	As at	As at
		31 March 2023	31 March 2022
ASSETS			
Current assets			
Inventories	4	2,33,847.54	2,33,847.54
Financial assets			
Cash and cash equivalents	5	252.50	238.98
Other financial assets	6	34,186.19	34,186.19
Total assets		2,68,286.23	2,68,272.71
EQUITY AND LIABILITIES			
Equity			
Equity share capital	7	1,000.00	1,000.00
Other equity	8	655.47	773.91
Total equity		1,655.47	1,773.91
LIABILITIES			
Current liabilities			
Financial liabilities			
Trade payables			
-total outstanding dues of micro and small enterprises	9	-	-
-total outstanding dues other than micro and small		79.00	59.00
Other current liabilities	10	2,66,551.76	2,66,439.80
Total liabilities		2,66,630.76	2,66,498.80
Total equity and liabilities		2,68,286.23	2,68,272.71
Summary of significant accounting policies	3		

The accompanying notes are an integral part of the financial statements.

As per our report of even date

For Rajeev & Ajay
Firm registration No : 009977N
Chartered Accountants



Rajeev Sabharwal
Partner
Membership No. :084833

For and on behalf of the Board of Directors of
FLICK PROPBUILD PRIVATE LIMITED

Gaurav Dutta
Gaurav Dutta
Director
DIN-08657459

V. Radha Krishna
Vazhakkate Radha Krishn
Director
DIN-05268278

Place : New Delhi

Date :

26 MAY 2023

FLICK PROPBUILD PRIVATE LIMITED
STATEMENT OF PROFIT AND LOSS FOR THE YEAR ENDED 31 MARCH 2023
(Amount in rupees hundred, unless otherwise stated)

PARTICULARS	Notes	31 March 2023	31 March 2022
INCOME			
Revenue from operations		-	-
Total Income		-	-
EXPENSES			
Finance costs	11	6.48	6.49
Other expenses	12	111.96	98.20
Total Expenses		118.44	104.69
Profit/(Loss) before tax		(118.44)	(104.69)
Current tax		-	-
Profit/(Loss) for the year		(118.44)	(104.69)
Other comprehensive income		-	-
Total other comprehensive income for the year, net of tax		-	-
Total comprehensive income/(loss) for the year, net of tax		(118.44)	(104.69)
Earnings per equity share:			
Basic (Rs.)	13	(1.18)	(1.05)
Diluted (Rs.)		(1.18)	(1.05)
Summary of significant accounting policies	3		

The accompanying notes are an integral part of the financial statements.

As per our report of even date

For Rajeev & Ajay

Firm registration No : 009927N

Chartered Accountants

Rajeev Sabharwal

Partner

Membership No. :084833



For and on behalf of the Board of Directors of
FLICK PROPBUILD PRIVATE LIMITED

Gaurav Dutta

Director

DIN-08657459

V. Radha Krishna

Director

DIN-05268278

Place : New Delhi

Date :

26 MAY 2023

FLING PROPBUILD PRIVATE LIMITED
BALANCE SHEET AS AT 31 MARCH 2023
(Amount in rupees hundred, unless otherwise stated)

	Notes	As at 31 March 2023	As at 31 March 2022
ASSETS			
Current assets			
Inventories	4	72,570.99	72,570.99
Financial assets			
Cash and cash equivalents	5	247.56	214.05
Other financial assets	6	4,95,928.69	4,95,928.69
Total Assets		5,68,747.24	5,68,713.73
EQUITY AND LIABILITIES			
Equity			
Equity share capital	7	1,000.00	1,000.00
Other equity	8	(8,583.19)	(8,441.14)
Total equity		(7,583.19)	(7,441.14)
LIABILITIES			
Current liabilities			
Financial liabilities			
Trade payables	9	-	-
-total outstanding dues of micro and small enterprises			
-total outstanding dues other than micro and small		79.00	59.00
Other current liabilities	10	5,76,251.43	5,76,095.87
Total liabilities		5,76,330.43	5,76,154.87
Total Equity and Liabilities		5,68,747.24	5,68,713.73
Summary of significant accounting policies	3		

The accompanying notes are an integral part of the financial statements.

As per our report of even date

For Rajeev & Ajay
Firm registration No. 00099773
Chartered Accountants

Rajeev Sabharwal
Partner
Membership No. 084833



For and on behalf of the Board of Directors of
FLING PROPBUILD PRIVATE LIMITED

Gaurav Dutta
Director
DIN-08657459

V. Radha Krishna
Director
DIN-05268278

Place : New Delhi
Date :

26 MAY 2023

FLING PROPBUILD PRIVATE LIMITED
STATEMENT OF PROFIT AND LOSS FOR THE YEAR ENDED 31 MARCH 2023
(Amount in rupees hundred, unless otherwise stated)

Particulars	Notes	31 March 2023	31 March 2022
INCOME			
Revenue from operations		-	-
Total Income		-	-
EXPENSES			
Finance costs	11	6.49	6.49
Other expenses	12	135.56	98.20
Total Expenses		142.05	104.69
Profit/(Loss) before tax from continuing operations		(142.05)	(104.69)
Tax expense:			
Current tax		-	-
Profit/(Loss) for the year from continuing operations		(142.05)	(104.69)
Other comprehensive income			
Total other comprehensive income for the year, net of tax		-	-
Total comprehensive (loss) for the year, net of tax		(142.05)	(104.69)
Earnings per equity share:			
Basic (Rs.)	13	(1.42)	(1.05)
Diluted (Rs.)		(1.42)	(1.05)
Summary of significant accounting policies	3		

The accompanying notes are an integral part of the financial statements.

As per our report of even date

For Rajeev & Ajay
Firm registration No. 084813
Chartered Accountants

Rajeev Sabharwal
Partner
Membership No. :084813



For and on behalf of the Board of Directors of
FLING PROPBUILD PRIVATE LIMITED

Gaurav Datta
Gaurav Datta
Director
DIN- 08657459

V. Radha Krishna
Vazhakkate Radha Krishna
Director
DIN-05268278

Place : New Delhi

Date :

26 MAY 2023

FLIP PROPBUILD PRIVATE LIMITED
BALANCE SHEET AS AT 31 MARCH 2023
(Amount in rupees hundred, unless otherwise stated)

Notes	31 March 2023	31 March 2022
ASSETS		
Current assets		
4	3,09,833.97	3,49,574.12
Financial assets		
5	256.64	229.13
6	3,64,939.10	3,64,939.10
7	6,75,029.71	7,14,742.35
EQUITY AND LIABILITIES		
Equity		
8	1,000.00	1,000.00
9	(2,286.65)	(2,534.00)
	(1,286.65)	(1,534.00)
LIABILITIES		
Current liabilities		
Financial liabilities		
10		
	79.00	59.00
	6,76,237.36	7,16,217.35
11	6,76,316.36	7,16,276.35
	6,75,029.71	7,14,742.35
Total Equity and Liabilities		
3		

Summary of significant accounting policies

The accompanying notes are an integral part of the financial statements.

As per our report of even date

For Rajeev & Ajay
Firm registration No: 009977N
Chartered Accountants
Rajeev Sabharwal
Partner
Membership No: 1084833

For and on behalf of the Board of Directors of
FLIP PROPBUILD PRIVATE LIMITED


Bhupinder Rajjasswant Singh
Director
DIN-06553432


Gaurav Datta
Director
DIN-08657459

Place : New Delhi

Date : **26 MAY 2023**

FLIP PROPBUILD PRIVATE LIMITED
STATEMENT OF PROFIT AND LOSS FOR THE YEAR ENDED 31 MARCH 2023
 (Amount in rupees hundred, unless otherwise stated)

Particulars	Notes	31 March 2023	31 March 2022
INCOME			
Revenue from operations	12	362.68	-
Total Income		362.68	
EXPENSES			
Finance costs	13	6.49	6.49
Other expenses	14	108.84	95.00
Total Expenses		115.33	101.57
Profit/(Loss) before tax from operations		247.35	(101.57)
Current tax		-	-
Profit/(Loss) for the year		247.35	(101.57)
Other comprehensive income		-	-
Total other comprehensive income for the year, net of tax		-	-
Total comprehensive Income/(loss) for the year, net of tax		247.35	(101.57)
Earnings per equity share:			
Basic (Rs.)	15	2.47	(1.02)
Diluted (Rs.)		2.47	(1.02)
Summary of significant accounting policies	3		

The accompanying notes are an integral part of the financial statements.

As per our report of even date

For Rajeev & Ajay,
 Firm registration no. 0029771
 Chartered Accountants



Rajeev Subhash
 Partner
 Membership No. 984453

Place: New Delhi
 Date: 26 MAY 2023

For and on behalf of the Board of Directors of
FLIP PROPBUILD PRIVATE LIMITED


 Rajjawanat Singh
 Director
 DIN-08657459


 Gagan Dutta
 Director
 DIN-08657459

FLORET PROPBUILD PRIVATE LIMITED
BALANCE SHEET AS AT 31 MARCH 2023
(Amount in rupees hundred, unless otherwise stated)

	31 March 2023	31 March 2022
ASSETS		
Current assets		
Inventories	6,28,514.33	6,28,514.33
Financial assets		
Cash and cash equivalents	266.78	273.27
Other financial assets	50,206.36	50,206.36
Total Assets	6,78,987.47	6,78,993.96
EQUITY AND LIABILITIES		
Equity		
Equity share capital	1,000.00	1,000.00
Other equity	(3,196.44)	(3,071.75)
Total equity	(2,196.44)	(2,071.75)
LIABILITIES		
Current liabilities		
Financial liabilities		
Trade payables		
-total outstanding dues of micro and small enterprises	79.00	59.00
-total outstanding dues other than micro and small enterprises	6,81,104.90	6,81,065.70
Other current liabilities		
Total liabilities	6,81,183.90	6,81,065.70
Total Equity and Liabilities	6,78,987.47	6,78,993.96
Summary of significant accounting policies		

The accompanying notes are an integral part of the financial statements.

As per our report of even date

For Rajeev & Ajay
Firm registration No. - 0999774
Chartered Accountants



Rajeev Sabharwal
Partner
Membership No. : 0848932

Place : New Delhi

Date :

26 MAY 2023

For and on behalf of the Board of Directors of
FLORET PROPBUILD PRIVATE LIMITEE

For *Yash Datta*
Gajraj Datta
Director
DIN-08657459

For *Jahangeer Ashraf*
Jahangeer Ashraf
Director
DIN-08587748

FLORET PROPBUILD PRIVATE LIMITED
STATEMENT OF PROFIT AND LOSS FOR THE YEAR ENDED 31 MARCH 2023
 (Amount in rupees hundred, unless otherwise stated)

Particulars	Notes	31 March 2023	31 March 2022
INCOME			
Revenue from operations		-	-
Total Income		-	-
EXPENSES			
Finance costs	11	6.49	6.49
Other expenses	12	118.20	95.08
Total Expenses		124.69	101.57
Profit/(Loss) before tax		(124.69)	(101.57)
Current tax		-	-
Profit/(Loss) for the year		(124.69)	(101.57)
Other comprehensive income		-	-
Total other comprehensive income for the year, net of tax		-	-
Total comprehensive income/(loss) for the year, net of tax		(124.69)	(101.57)
Earnings per equity share:			
Basic (Rs.)	13	(1.25)	(1.02)
Diluted (Rs.)		(1.25)	(1.02)
Summary of significant accounting policies			
			3

The accompanying notes are an integral part of the financial statements.

As per our report of even date

For Rajeev & Alay
 Firm registration No.: 0094774
 Chartered Accountants



Rajeev Sabharwal
 Partner
 Membership No. : 084833

Place : New Delhi
 Date :

26 MAY 2023

For and on behalf of the Board of Directors of
FLORET PROPBUILD PRIVATE LIMITED


 Gajraj Dutt
 Director
 DIN-08657459


 Jahangir Ashraf
 Director
 DIN-08557748

FLOTILLA PROPBUILD PRIVATE LIMITED
BALANCE SHEET AS AT 31 MARCH 2023
(Amount in rupees hundred, unless otherwise stated)

	As at 31 March 2023	As at 31 March 2022
ASSETS		
Current assets		
Inventories	7,65,106.10	7,65,106.10
Financial assets		
Cash and cash equivalents	253.64	310.13
Total Assets	7,65,359.74	7,65,416.23
EQUITY AND LIABILITIES		
Equity		
Equity share capital	1,000.00	1,000.00
Other equity	(3,193.60)	(3,075.15)
Total equity	(2,193.60)	(2,075.15)
LIABILITIES		
Current liabilities		
Financial liabilities		
Trade payables		
-total outstanding dues of micro and small enterprises	79.00	59.00
-total outstanding dues other than micro and small enterprises	7,67,474.34	7,67,432.38
Other current liabilities	7,67,553.34	7,67,491.38
Total liabilities	7,65,359.74	7,65,416.23
Total Equity and Liabilities	7,65,359.74	7,65,416.23
Summary of significant accounting policies		
3		

The accompanying notes are an integral part of the financial statements.

As per our report of even date

For Rajesh & Anv
Firm registered with
Chartered Accountants



Rajesh
Partner
Membership No. 100777

Place : New Delhi

Date : **26 MAY 2023**

For and on behalf of the Board of Directors of
FLOTILLA PROPBUILD PRIVATE LIMITED

Pankaj Kishore Chaturvedi
Pankaj Kishore Chaturvedi
Director
DIN-07119298

Rangshyam Hanrajan
Rangshyam Hanrajan
Director
DIN-06785533

FLOTILLA PROPBUILD PRIVATE LIMITED
STATEMENT OF PROFIT AND LOSS FOR THE YEAR ENDED 31 MARCH 2023
(Amount in rupees hundred, unless otherwise stated)

Particulars	Notes	31 March 2023	31 March 2022
INCOME		-	-
Revenue from operations		-	-
Total Income		-	-
EXPENSES			
Finance costs	10	6.49	6.49
Other expenses	11	111.96	95.08
Total Expenses		118.45	101.57
Profit/(Loss) before tax from continuing operations		(118.45)	(101.57)
Tax expense:			
Current tax		(118.45)	(101.57)
Profit/(Loss) for the year from continuing operations		-	-
Other comprehensive income		-	-
Total other comprehensive income for the year, net of tax		-	-
Total comprehensive income/(loss) for the year, net of tax		(118.45)	(101.57)
Earnings per equity share:			
(1) Basic	12	(1.18)	(1.02)
(2) Diluted		(1.18)	(1.02)

Summary of significant accounting policies

The accompanying notes are an integral part of the financial statements.

As per our report of even date

For Rajesh Chaturvedi
Firm Registration No. 1000977N
Chartered Accountant

Rajesh Chaturvedi
Partner
Membership No. : 084833

For and on behalf of the Board of Directors of
FLOTILLA PROPBUILD PRIVATE LIMITED


Pankaj Kishore Chaturvedi
Director
DIN-07119298


Raghawamy Harirajan
Director
DIN-06765533

Place : New Delhi

Date : **26 MAY 2023**

FLOUNCE PROPRIETARY PRIVATE LIMITED
BALANCE SHEET AS AT 31 MARCH 2023
(Amount in rupees hundred, unless otherwise stated)

Notes	31 March 2023	31 March 2022
ASSETS		
Current assets		
4	96,500.37	96,800.37
5	248.93	205.42
6	2,450.63	2,450.63
	99,530.43	99,856.92
EQUITY AND LIABILITIES		
Equity		
7	1,000.00	1,000.00
8	(3,115.96)	(2,973.91)
	(2,115.96)	(1,973.91)
LIABILITIES		
Current liabilities		
9		
	79.00	59.00
10	1,01,567.39	1,01,401.83
	1,01,646.39	1,01,460.83
	99,530.43	99,856.92
3		

Summary of significant accounting policies

The accompanying notes are an integral part of the financial statements.

As per our report of even date

For Rajesh & Aja,
Firm registered with MCA 21049774
Chartered



Rajesh
Partner
Member
DIN-08785333

Place: New Delhi
Date: 26 MAY 2023

For and on behalf of the Board of Directors of
FLOUNCE PROPRIETARY PRIVATE LIMITED

Pankaj Kishore Chaturvedi
Director
DIN-07119298

FLOUNCE PROPRIETARY PRIVATE LIMITED
STATEMENT OF PROFIT AND LOSS FOR THE YEAR ENDED 31 MARCH 2023
 (Amount in rupees hundred, unless otherwise stated)

Particulars	31 March 2023	31 March 2022
INCOME		
Revenue from operations	-	-
Total Income	-	-
EXPENSES		
Finance costs	649	649
Other expenses	133,56	65,08
Total Expenses	140,05	71,17
Profit/(Loss) before tax	(140,05)	(69,57)
Current tax	-	-
Profit/(Loss) for the year	(140,05)	(69,57)
Other comprehensive income	-	-
Total other comprehensive income for the year, net of tax	-	-
Total comprehensive income/(loss) for the year, net of tax	(140,05)	(69,57)
Earnings per equity share:		
Basic (Rs.)	(147)	(103)
Diluted (Rs.)	(147)	(103)

Summary of significant accounting policies

The accompanying notes are an integral part of the financial statements.

As per our report of even date

For Rajeev & A/s
 Firm registered at No. 009977N
 Chartered Accountants



Rajeev
 Partner
 Member

Place: New Delhi

Date:

26 MAY 2023

For and on behalf of the Board of Directors of
FLOUNCE PROPRIETARY PRIVATE LIMITED


 Sagarodaya Harirajan
 Director
 DIN-0718298


 Pankaj Kohare Chaturvedi
 Director
 DIN-0718298

FLUE PROBUILD PRIVATE LIMITED
BALANCE SHEET AS AT 31 MARCH 2023
 (Amount in rupees hundred, unless otherwise stated)

	31 March 2023	31 March 2022
ASSETS		
Current assets		
Inventories		
Financial assets	4,65,897.97	4,65,897.97
Cash and cash equivalents	252.97	239.46
Other financial assets	1,67,706.69	1,67,706.69
Total assets	6,33,857.63	6,33,844.12
EQUITY AND LIABILITIES		
Equity		
Equity share capital	1,000.00	1,000.00
Other equity	(3,216.34)	(3,571.17)
Total equity	(2,216.34)	(2,571.17)
LIABILITIES		
Current liabilities		
Financial liabilities		
Trade payables		
-total outstanding dues of micro and small enterprises	79.00	59.00
-total outstanding dues other than micro and small enterprises	6,36,404.97	6,36,356.29
Other current liabilities	6,36,573.97	6,36,415.29
Total liabilities	6,33,857.63	6,33,844.12

Summary of significant accounting policies

The accompanying notes are an integral part of the financial statements.

At per our report of even date.

For Rajjeev & Ajeet
 Firm registration No. 7009997
 Chartered Accountants

Rajjeev Sabharwal
 Partner
 Membership No. : 0824485D

For and on behalf of the Board of Directors of
FLUE PROBUILD PRIVATE LIMITED

Rajul Choudhary
 Director
 DIN-09668716

Place : New Delhi

Date :

26 MAY 2023



BLUE PROPRIETARY PRIVATE LIMITED
STATEMENT OF PROFIT AND LOSS FOR THE YEAR ENDED 31 MARCH 2023
 (Amount in rupees hundred, unless otherwise stated)

Particulars	31 March 2021	31 March 2022
INCOME		
Revenue from operations	-	-
Total Income	-	-
EXPENSES		
Finance costs	6.49	6.49
Other expenses	138.08	95.68
Total Expenses	144.57	102.17
Profit/(Loss) before tax	(144.57)	(102.17)
Current tax	-	-
Profit/(Loss) for the year	(144.57)	(102.17)
Other comprehensive income	-	-
Total other comprehensive income for the year, net of tax	-	-
Total comprehensive income/(loss) for the year, net of tax	(144.57)	(102.17)
Earnings per equity share:		
Basic (Rs.)	(1.45)	(1.02)
Diluted (Rs.)	(1.45)	(1.02)

Summary of significant accounting policies

The accompanying notes are an integral part of the financial statements.

As per our report of even date

For Rajiv & Associates
 Firm registration No. 11100
 Chartered Accountants
 Rajiv Sabharwal
 Partner
 Membership No. 018433

For and on behalf of the Board of Directors of
 BLUE PROPRIETARY PRIVATE LIMITED
 Rajiv Sabharwal
 Director
 DIN-02128607

Place: New Delhi

Date: **26 MAY 2023**

(Handwritten mark)

FLUFF PROPBUILD PRIVATE LIMITED
BALANCE SHEET AS AT 31 MARCH 2023
 (Amount in rupees hundred, unless otherwise stated)

Notes	31 March 2023	31 March 2022
ASSETS		
Current assets		
4	4,42,105.90	4,88,234.38
5	278.60	238.52
6	49,233.94	49,233.94
	4,91,618.44	5,37,706.84
EQUITY AND LIABILITIES		
Equity		
7	1,000.00	1,000.00
8	(2,598.84)	(2,651.18)
	(1,598.84)	(1,651.18)
LIABILITIES		
Current liabilities		
Financial liabilities		
9		
	79.00	59.00
10	4,93,138.28	5,39,299.02
	4,93,217.28	5,39,358.02
	4,91,618.44	5,37,706.84
3		

Summary of significant accounting policies

The accompanying notes are an integral part of the financial statements.

As per our report of even date

For Rajeev
 Firm registered with
 Chartered Accountants



Rajeev
 Partner
 Membership No.: 001833

For and on behalf of the Board of Directors of
FLUFF PROPBUILD PRIVATE LIMITED

Reet Pooja Khuttan
 Director
 DIN-08595774

Prashant Pandey
 Director
 DIN-09499831

Place : New Delhi

Date :

26 MAY 2023

FLUFFY PROPBUILD PRIVATE LIMITED
STATEMENT OF PROFIT AND LOSS FOR THE YEAR ENDED 31 MARCH 2023
 (Amount in rupees hundred, unless otherwise stated)

Particulars	31 March 2023	31 March 2022
INCOME:		
Revenue from operations	194.27	421.88
Total Income	194.27	421.88
Expenses		
Finance costs	3.25	6.49
Other expenses	138.68	95.08
Total Expenses	141.93	101.57
Profit/(Loss) before tax	52.35	320.31
Current tax	-	-
Profit/(Loss) for the year	52.35	320.31
Other comprehensive income	-	-
Total other comprehensive income for the year, net of tax	-	-
Total comprehensive income/(loss) for the year, net of tax	52.35	320.31
Earnings per equity share:		
Basic (Rs.)	0.52	3.20
Diluted (Rs.)	0.52	3.20

Summary of significant accounting policies

The accompanying notes are an integral part of the financial statements.

As per our report of even date

For Rajeev & Alay
 Chartered Accountants
 Firm registered with ICAI
 No. 1077/N



Rajeev Khurana
 Partner
 Member

Place: New Delhi
 Date: 26 MAY 2023

For and on behalf of the Board of Directors of
FLUFFY PROPBUILD PRIVATE LIMITED

Ravi Pujari
 Director
 DIN-0855774

Prashant Pandey
 Director
 DIN-01418831

FLUKE PROPBUILD PRIVATE LIMITED
BALANCE SHEET AS AT 31 MARCH 2023
(Amount in rupees hundred, unless otherwise stated)

ASSETS

Current assets
Inventories
Financial assets
Cash and cash equivalents
Total assets

EQUITY AND LIABILITIES

Equity
Equity share capital
Other equity
Total equity

LIABILITIES

Current liabilities
Financial liabilities
Trade payables
-total outstanding dues of micro and small enterprises
-total outstanding dues other than micro and small enterprises
Other current liabilities
Total liabilities

Total equity and liabilities

Summary of significant accounting policies

The accompanying notes are an integral part of the financial statements.

As per our report of even date

For Rajeev & Ajay
Firm registration No : 009977N
Chartered Accountants

Rajeev Sabharwal
Partner
Membership No. : 084833



Place : New Delhi
Date :

26 MAY 2023

Notes	31 March 2023	31 March 2022
4	16,329.79	16,329.79
5	242.01	208.50
	16,571.80	16,538.29
6	1,000.00	1,000.00
7	(1,378.52)	(1,236.47)
	(378.52)	(236.47)
8		
9	79.00	59.00
	16,871.32	16,715.76
	16,950.32	16,774.76
3	16,571.80	16,538.29

For and on behalf of the Board of Directors of
FLUKE PROPBUILD PRIVATE LIMITED


Reeti Puja Khuttan
Director
DIN-08595774


Prashant Pandey
Director
DIN-03439831

FLUKE PROPBUILD PRIVATE LIMITED
STATEMENT OF PROFIT AND LOSS FOR THE YEAR ENDED 31 MARCH 2023
(Amount in rupees hundred, unless otherwise stated)

Particulars	Notes	31 March 2023		31 March 2022	
INCOME					
Revenue from operations					
Total Income					
EXPENSES					
Finance costs					
Other expenses					
Total Expenses					
Profit/(Loss) before tax					
Current tax					
Profit/(Loss) for the year					
Other comprehensive income					
Total other comprehensive income for the year, net of tax					
Total comprehensive income/(loss) for the year, net of tax					
Earnings per equity share:					
Basic (Rs.)	10		6.49		6.49
Diluted (Rs.)	11		135.56		95.08
			142.05		101.57
			(142.05)		(101.57)
			(142.05)		(101.57)
			-		-
			-		-
			(142.05)		(101.57)
			(142.05)		(101.57)
			(1.42)		(1.02)
			(1.42)		(1.02)
Summary of significant accounting policies	3				

The accompanying notes are an integral part of the financial statements.

As per our report of even date

For Rajeev & Ajay

Firm registration No. 1099775
Chartered Accountants

Rajeev Sabharwal

Partner

Membership No. : 084835



For and on behalf of the Board of Directors of
FLUKE PROPBUILD PRIVATE LIMITED

Reeti
Reeti Puja Khuttan
Director
DIN-08595774

Prashant
Prashant Pandey
Director
DIN-03439831

Place : New Delhi

Date :

26 MAY 2023

FOAL PROPBUILD PRIVATE LIMITED
BALANCE SHEET AS AT 31 MARCH 2023
(Amount in respect hundred, unless otherwise stated)

Notes	31 March 2023	31 March 2022
ASSETS		
Current assets		
Inventories	1,47,398.89	1,47,398.89
Financial assets		
Cash and cash equivalents	265.68	214.82
Total Assets	1,47,664.57	1,47,613.71
EQUITY AND LIABILITIES		
Equity		
Equity share capital	1,000.00	1,000.00
Other equity	(4,466.04)	(3,289.09)
Total equity	(3,466.04)	(2,289.09)
LIABILITIES		
Current liabilities		
Financial liabilities		
Trade payables	-	-
-total outstanding dues of micro and small enterprises	1,137.50	1,117.50
Other current liabilities	1,49,393.11	1,48,785.30
Total liabilities	1,51,130.61	1,49,302.80
Total Equity and Liabilities	1,47,664.57	1,47,613.71
3		

Summary of significant accounting policies

The accompanying notes are an integral part of the financial statements.

As per our report of even date

For Rajeev & Associates
Firm registered with
Chartered Accountants
NEW DELHI
Rajeev
Partner
Membership No.



Place : New Delhi

Date :

26 MAY 2023

For and on behalf of the Board of Directors of
FOAL PROPBUILD PRIVATE LIMITED

[Signature]
Prashant Pandey
Director
DIN-03439831

[Signature]
Reeti Pooja Khutran
Director
DIN-08395774

FOAL PROPHIELD PRIVATE LIMITED
STATEMENT OF PROFIT AND LOSS FOR THE YEAR ENDED 31 MARCH 2023
 (Amount in rupees hundred, unless otherwise stated)

Particulars	31 March 2023	31 March 2022
INCOME		
Revenue from operations	-	-
Total Income	-	-
EXPENSES		
Finance costs	6.49	6.49
Other expenses	1,170.46	1,153.51
Total Expenses	1,176.95	1,160.00
Profit/(Loss) before tax from continuing operations	(1,176.95)	(1,160.00)
Tax expense:		
Current tax	-	-
Profit/(Loss) for the year from continuing operations	(1,176.95)	(1,160.00)
Other comprehensive income	-	-
Total other comprehensive income for the year, net of tax	-	-
Total comprehensive income/(loss) for the year, net of tax	(1,176.95)	(1,160.00)
Earnings per equity share:		
(1) Basic	(11.77)	(11.60)
(2) Diluted	(11.77)	(11.60)

Summary of significant accounting policies

The accompanying notes are an integral part of the financial statements.

As per our report



Rajiv Sabherwal
 Partner
 Membership No. : 084833

For and on behalf of the Board of Directors of
FOAL PROPHIELD PRIVATE LIMITED

 Sherif Fula Khurshid
 Director
 DIN-00419931

Place : New Delhi
 Date :

26 MAY 2023

FONDANT PROPBUILD PRIVATE LIMITED
STATEMENT OF PROFIT AND LOSS FOR THE YEAR ENDED 31 MARCH 2023
(Amount in rupees hundred, unless otherwise stated)

Particulars	Notes	31 March 2023	31 March 2022
INCOME			
Revenue from operations		-	-
Total Income		-	-
EXPENSES			
Finance costs	10	3.26	6.49
Other expenses	11	135.55	93.08
Total Expenses		138.82	101.57
(Loss) before tax from continuing operations		(138.82)	(101.57)
Tax expense:			
Current tax		-	-
(Loss) for the year from continuing operations		(138.82)	(101.57)
Other comprehensive income		-	-
Total other comprehensive income for the year, net of tax		-	-
Total comprehensive (loss) for the year, net of tax		(138.82)	(101.57)
Earnings per equity share:			
Basic (Rs.)	12	(1.39)	(1.02)
Diluted (Rs.)		(1.39)	(1.02)
Summary of significant accounting policies	3		

The accompanying notes are an integral part of the financial statements.

As per our report of even date

For Rajjeev & A|J's
Firm registration No.: 000977N
Chartered Accountants



Rajeev Khurttan
Partner
Member No. 10727

Place: New Delhi
Date: **26 MAY 2023**

For and on behalf of the Board of Directors of
FONDANT PROPBUILD PRIVATE LIMITED

Rishi Prakash
Director
DIN-08595774

Jalangi Ashraf
Director
DIN-08587748

FORAY PROPBUILD PRIVATE LIMITED
BALANCE SHEET AS AT 31 MARCH 2023
(Amount in rupees hundred, unless otherwise stated)

Notes	As at 31 March 2023	As at 31 March 2022
ASSETS		
Current assets		
4	2,16,665.68	2,62,969.46
5	265.45	240.39
6	15,820.03	-
7	-	-
	2,32,752.16	2,63,209.85
	2,32,752.16	2,63,209.85
EQUITY AND LIABILITIES		
Equity		
8	1,000.00	1,000.00
9	(2,229.22)	(2,213.74)
	(1,229.22)	(1,213.74)
LIABILITIES		
Current liabilities		
10		
11	79.00	59.00
	2,33,902.36	2,64,364.59
	2,33,981.36	2,64,423.59
	2,32,752.16	2,63,209.85
	2,32,752.16	2,63,209.85

Summary of significant accounting policies

The accompanying notes are an integral part of the financial statements.

As per our report of even date

For Rajeev & Ajay
Chartered Accountants
Rajeev S S
Partner
Membership



For and on behalf of the Board of Directors of
FORAY PROPBUILD PRIVATE LIMITED
Anil Kumar Bhatnagar
Director
DIN-08129129

Prakash Pandey
Director
DIN-03439831

Place : New Delhi

Date : 26 MAY 2023

FORAY PROPBUILD PRIVATE LIMITED
STATEMENT OF PROFIT AND LOSS FOR THE YEAR ENDED 31 MARCH 2023
(Amount in rupees hundred, unless otherwise stated)

Particulars	Notes	31 March 2023	31 March 2022
INCOME			
Revenue from operations	12	125.00	-
Total Income		125.00	-
EXPENSES			
Finance costs	13	4.92	6.49
Other expenses	14	135.56	95.08
Total Expenses		140.48	101.57
(Loss)/profit before tax from continuing operations		(15.48)	(101.57)
Tax expense:			
Current tax		-	-
(Loss)/profit for the year from continuing operations		(15.48)	(101.57)
Other comprehensive income		-	-
Total other comprehensive income for the year, net of tax		-	-
Total comprehensive (loss)/income for the year, net of tax		(15.48)	(101.57)
Earnings per equity share:			
(1) Basic	15	(0.15)	(1.02)
(1) Diluted		(0.15)	(1.02)
Summary of significant accounting policies			
			3

The accompanying notes are an integral part of the financial statements.

As per our report of even date

For Rajeev & Ajay
Firm registered with
Chartered Accountants
NEW DELHI
Rajeev Sharma
Partner
Membership No. : 08-0317

For and on behalf of the Board of Directors of
FORAY PROPBUILD PRIVATE LIMITED

(Signature)
Anil Kumar Beniwal
Director
DIN-08129129

(Signature)
Prashant Paldey
Director
DIN-04439831

Place : New Delhi

Date :

26 MAY 2023

FORSYTHIA PROPRULD PRIVATE LIMITED
BALANCE SHEET AS AT 31 MARCH 2023
 (Amount in rupees hundred, unless otherwise stated)

Notes	As at	
	31 March 2023	31 March 2022
ASSETS		
Current assets		
	Inventories	
4	1,60,748.86	3,01,858.86
	Financial assets	
	Cash and cash equivalents	
5	276.95	260.19
6	2,404.23	2,404.23
	Total Assets	3,04,533.28
EQUITY AND LIABILITIES		
Equity		
	Equity share capital	
7	1,000.00	1,000.00
	Other equity	
8	(5,388.58)	(5,340.59)
	Total equity	(4,388.59)
LIABILITIES		
Current liabilities		
	Financial liabilities	
	Trade payables	
9	266.50	266.50
	-total outstanding dues of micro and small enterprises	
10	1,67,532.12	3,09,097.17
	-total outstanding dues other than micro and small enterprises	
	Other current liabilities	
	Total liabilities	3,09,363.87
	Total Equity and Liabilities	3,04,533.28
Summary of significant accounting policies		
3		

The accompanying notes are an integral part of the financial statements.

As per our report of even date

For Rajeev & Associates
 Firm registered with
 Chartered Accountants

Rajeev Singhania
 Partner
 Membership No. 1111833



Place : New Delhi
 Date :

26 MAY 2023

For and on behalf of the Board of Directors of
FORSYTHIA PROPRULD PRIVATE LIMITED

Tapan Kumar Baidya

Tapan Kumar Baidya

Director

DIN-0845171

Suman Jha

Suman Jha

Director

DIN-08385675

FORSYTHIA PROPBUILD PRIVATE LIMITED
STATEMENT OF PROFIT AND LOSS FOR THE YEAR ENDED 31 MARCH 2023
(Amount in rupees hundred, unless otherwise stated)

Particulars	Notes	31 March 2023	31 March 2022
INCOME			
Revenue from operations		801.56	-
Total Income (I)	11	801.56	-
EXPENSES			
Finance costs		6.49	6.54
Other expenses		343.06	1,402.58
Total expenses (II)	12	349.55	1,409.12
Profit/(Loss) before tax from continuing operations (I-II)		452.01	(1,409.12)
Tax expense:			
Current tax		-	-
Profit/(Loss) for the year from continuing operations		452.01	(1,409.12)
Other comprehensive income		-	-
Total other comprehensive income for the year, net of tax		-	-
Total comprehensive income/(loss) for the year, net of tax		452.01	(1,409.12)
Earnings per equity share			
(1) Basic		4.52	(14.09)
(2) Diluted		4.52	(14.09)
Summary of significant accounting policies	3		

The accompanying notes are an integral part of the financial statements.

As per our report of even date



For Rajeev & AKA
Firm registered with
Chartered Accountants
Rajeev
Partner
Membership No. 100774

For and on behalf of the Board of Directors of
FORSYTHIA PROPBUILD PRIVATE LIMITED

Tapan Kumar Basu
Tapan Kumar Basu
Director
DIN-08455171

Sudharshan
Sudharshan
Director
DIN-08355675

Place : New Delhi

Date :

26 MAY 2023

30 MAY 2022

Page: New Entry

Date:

Major: Bank

Minor: 0000

Membership No.: 000000



The Registrar
of Companies
Chennai

As per our report of even date.

The accompanying notes are an integral part of the financial statements.

Summary of significant accounting policies

Total Equity and Liabilities

Total Assets

Other current liabilities

Total excluding deferred taxes and asset revaluation

Total equity

Financial liabilities

Current liabilities

LIABILITIES

Total equity

Other equity

Equity share capital

EQUITY AND LIABILITIES

Total Assets

Current tax assets (net)

Cash and cash equivalents

Financial assets

Investments

ASSETS

(Amount in rupees/banknotes, unless otherwise stated)

BALANCE SHEET AS AT 31 MARCH 2022

FOUNT PROPERTIES PRIVATE LIMITED

FOUNT PROPERTIES PRIVATE LIMITED
For and on behalf of the Board of Directors of
President Pradeep
Director
DIN: 0012992
DIN: 0012992
DIN: 0012992

	As at 31 March 2022	As at 31 March 2021
1	11,773.00	11,773.00
2	12,177.61	12,177.61
3	12,085.57	12,085.57
4	10,248.53	10,248.53
5	411.06	214.56
6	1,113.46	1,113.46
7	1,000.00	1,000.00
8	13,110.46	13,110.46
9	1,000.00	1,000.00
10	12,177.61	12,177.61
11	11,773.00	11,773.00

POYNT PROPERTIES PRIVATE LIMITED
STATEMENT OF PROFIT AND LOSS FOR THE YEAR ENDED 31 MARCH 2023

(Amount in rupees hundred, unless otherwise stated)

Particulars	31 March 2023	31 March 2022
INCOME		
Revenue from operations	-	-
EXPENSES		
Finance costs	6.50	-
Other expenses	108.88	103.88
Total Expenses (II)	115.38	103.88
Profit/(Loss) before tax from continuing operations (I-II)	(115.38)	(103.88)
Tax expense	-	-
Profit/(Loss) for the year from continuing operations	(115.38)	(103.88)
Total comprehensive income/(loss) for the year, net of tax	(115.38)	(103.88)
Equity per equity share:		
(1) Basic	(1.15)	(1.25)
(2) Diluted	(1.15)	(1.25)
Summary of significant accounting policies		
*The accompanying notes are an integral part of the financial statements.		
As per report of our firm		
		
For Poynt Properties Private Limited Director Praveen Kumar Director Praveen Prasad Director Praveen Prasad		

28 MAY 2023

Place: New Delhi

FOVER PROPBUILD PRIVATE LIMITED
BALANCE SHEET AS AT 31 MARCH 2023
 (Amount in rupees hundred, unless otherwise stated)

	Notes	As at 31 March 2023	As at 31 March 2022
ASSETS			
Current assets			
Inventories		1,346.87	1,346.87
Financial assets			
Cash and cash equivalents		247.01	210.27
Current tax assets (net)		82.79	82.79
Total Assets		1,676.67	1,639.93
EQUITY AND LIABILITIES			
Equity			
Equity share capital		1,000.00	1,000.00
Other equity		(1,353.67)	(1,214.85)
Total equity		(353.67)	(214.85)
LIABILITIES			
Current liabilities			
Financial liabilities			
Trade payables			
-total outstanding dues of micro and small enterprises		79.00	59.00
-total outstanding dues other than micro and small enterprises		1,951.34	1,795.78
Other current liabilities			
Total liabilities		2,030.34	1,854.78
Total Equity and Liabilities		1,676.67	1,639.93
Summary of significant accounting policies			
3			

The accompanying notes are an integral part of the financial statements.

As per our report of even date.

For Rajeev & Associates
 Firm registration No. 1009977 N
 Chartered Accountants



Rajeev Sahharwal
 Partner
 Membership No. : 084833

Place : New Delhi

Date : 26 MAY 2023

For and on behalf of the Board of Directors of
FOVER PROPBUILD PRIVATE LIMITED

(Signature)
 Shrii Kumar Sasidharan
 Director
 DIN-07119343

(Signature)
 Prashant Pajjley
 Director
 DIN-03439831

FOYER PROPBUILD PRIVATE LIMITED
STATEMENT OF PROFIT AND LOSS FOR THE YEAR ENDED 31 MARCH 2023
(Amount in rupees hundred, unless otherwise stated)

Particulars	31 March 2023	31 March 2022
INCOME		
Revenue from operations	-	-
Total Income (I)		
EXPENSES		
Finance costs	3.26	6.49
Other expenses	135.56	95.08
Total Expenses (II)	138.82	101.57
(Loss)/profit before tax from continuing operations (I-II)	(138.82)	(101.57)
Tax expense:		
Current tax	-	-
(Loss)/profit for the year from continuing operations	(138.82)	(101.57)
Other comprehensive income	-	-
Total other comprehensive income for the year, net of tax		
Total comprehensive (loss)/income for the year, net of tax	(138.82)	(101.57)
Earnings per equity share:		
(1) Basic	(0.01)	(0.01)
(2) Diluted	(0.01)	(0.01)
Summary of significant accounting policies	3	

The accompanying notes are an integral part of the financial statements.

As per our report of even date

For Rajeev K. Niyer
Firm registration No.: 0099
Chartered Accountants


Rajeev Subrahmanian
Partner
Membership No. : 064833

For and on behalf of the Board of Directors of
FOYER PROPBUILD PRIVATE LIMITED

Prashant Pandey
Director
DIN-03439831

Shafiq-Kumar Saiddharan
Director
DIN-07119343

Place : New Delhi
Date :

26 MAY 2023

FRAY PROPHOLD PRIVATE LIMITED
BALANCE SHEET AS AT 31 MARCH 2023
 (Amount in rupees lakhs, unless otherwise stated)

Notes	As at 31 March 2023	As at 31 March 2022
ASSETS		
Current assets		
Financial assets		
Cash and cash equivalents	2,60.35	206.74
Total Assets	2,60.35	206.74
EQUITY AND LIABILITIES		
Equity		
Equity share capital	1,000.00	1,000.00
Other equity	(3,341.87)	(3,070.30)
Total equity	(2,341.87)	(2,630.30)
LIABILITIES		
Current liabilities		
Financial liabilities		
Trade payables		
-total outstanding dues of micro and small enterprises	70.00	59.00
-total outstanding dues other than micro and small enterprises	2,953.12	2,758.04
Other current liabilities		
Total liabilities	2,982.12	2,817.04
Total Equity and Liabilities	2,60.35	206.74

Summary of significant accounting policies

The accompanying notes are an integral part of the financial statements.

As per our report of even date

For Rajesh & Alay
 Firm registration No. 600997/N
 Chartered Accountants



Rajesh Sahasrabudhe
 Partner
 Membership No.

Place : New Delhi
 Date : 26 MAY 2023

For and on behalf of the Board of Directors of
FRAY PROPHOLD PRIVATE LIMITED


 Anirudh Kumar
 Director
 DIN-01632608


 Lata Prasad Singh
 Director
 DIN-08129091

FRAY PROPBUILD PRIVATE LIMITED
 STATEMENT OF PROFIT AND LOSS FOR THE YEAR ENDED 31 MARCH 2023
 (Amount in rupees hundred, unless otherwise stated)

Particulars	31 March 2023	31 March 2022
INCOME.		
Revenue from operations	-	-
Total Income (I)	-	-
EXPENSES		
Finance costs	6.49	6.49
Other expenses	115.08	95.08
Total Expenses (II)	(121.57)	(101.57)
Profit/(Loss) before tax from continuing operations (I-II)	(121.57)	(101.57)
Tax expense:		
Current tax	-	-
Profit/(Loss) for the year from continuing operations	(121.57)	(101.57)
Other comprehensive income		
Total other comprehensive income for the year, net of tax	-	-
Total comprehensive income/(loss) for the year, net of tax	(121.57)	(101.57)
Earnings per equity share:		
(1) Basic	(1.22)	(1.02)
(2) Diluted	(1.22)	(1.02)

Summary of significant accounting policies

The accompanying notes are an integral part of the financial statements.

At per our report of even date

For Rajeev Kumar, Chartered Accountant
 Firm registered with the Institute of Cost Accountants of India, Membership No. 123456789
 Place: New Delhi, Date: 26 MAY 2023

For and on behalf of the Board of Directors of
 FRAY PROPBUILD PRIVATE LIMITED

Aureth Kumar
 Director
 DIN-0962668

Lalain Prasad Singh
 Director
 DIN-08129091

FRIEZE PROPBUILD PRIVATE LIMITED
BALANCE SHEET AS AT 31 MARCH 2023
(Amount in rupees hundred, unless otherwise stated)

Notes	As at 31 March 2023	As at 31 March 2022
ASSETS		
Current assets		
Inventories		
Financial assets		
Cash and cash equivalents	5,53,575.24	5,53,575.24
Total Assets	5,53,828.45	5,53,814.99
EQUITY AND LIABILITIES		
Equity		
Equity share capital	1,000.00	1,000.00
Other equity	(3,212.73)	(3,067.51)
Total equity	(3,212.73)	(2,067.51)
LIABILITIES		
Current liabilities		
Financial liabilities		
Trade payables		
-total outstanding dues of micro and small enterprises		
-total outstanding dues other than micro and small enterprises	79.00	59.00
Other current liabilities	5,55,062.17	5,55,823.89
Total liabilities	5,56,041.17	5,55,882.49
Total Equity and Liabilities	5,53,828.45	5,53,814.99
Summary of significant accounting policies		
The accompanying notes are an integral part of the financial statements.		
As per our report of even date		

For Rajeev & Ajay
Firm registration No. 11017/2019
Chartered Accountants
NEW DELHI

Rajeev Sabharwal
Partner
Membership No. : 084833

Place : New Delhi
Date : 26 May 2023

For and on behalf of the Board of Directors of
FRIEZE PROPBUILD PRIVATE LIMITED

Vispendra Singh Chaudhary
Director
DIN-10174911

Anil Singh
Director
DIN-09533326

FRIEZE PROPBUILD PRIVATE LIMITED
STATEMENT OF PROFIT AND LOSS FOR THE YEAR ENDED 31 MARCH 2023
(Amount in rupees hundred, unless otherwise stated)

Particulars	31 March 2023	31 March 2022
INCOME		
Revenue from operations	-	-
Total income	-	-
EXPENSES		
Finance costs	6.54	6.45
Other expenses	138.68	98.20
Total Expenses	145.22	104.65
Profit/(Loss) before tax from continuing operations	(145.22)	(104.65)
Tax expense:		
Current tax	-	-
Profit/(Loss) for the year from continuing operations	(145.22)	(104.65)
Other comprehensive income	-	-
Total other comprehensive income for the year, net of tax	-	-
Total comprehensive (loss) for the year, net of tax	(145.22)	(104.65)
Earnings per equity share:		
(1) Basic	(1.45)	(1.05)
(2) Diluted	(1.45)	(1.05)

Summary of significant accounting policies

3

The accompanying notes are an integral part of the financial statements.

As per our report of even date



Rajeev Sabharwal
Partner
Membership No. : 084833

For and on behalf of the Board of Directors of
FRIEZE PROPBUILD PRIVATE LIMITED

(Signature)
Vigendra Singh Chaudhary
Director
DIN-10174911

(Signature)
Anil Singh Chaudhary
Director
DIN-09533326

Place : New Delhi
Date : 26 May 2023

FRISSON PROPBUILD PRIVATE LIMITED
BALANCE SHEET AS AT 31 MARCH 2023
(Amount in rupees hundred, unless otherwise stated)

Notes	As at 31 March 2023	As at 31 March 2022
ASSETS		
Current assets		
Inventories		
Financial assets		
Cash and cash equivalents	5,86,000.61	7,16,795.73
Other financial assets	248.75	205.24
Total Assets	8,60,307.40	8,60,307.40
	14,46,556.76	15,77,308.37
EQUITY AND LIABILITIES		
Equity		
Equity share capital	1,000.00	1,000.00
Other equity	(3,585.55)	(3,585.58)
Total equity	(2,585.55)	(2,585.58)
LIABILITIES		
Current liabilities		
Financial liabilities		
Trade payables		
-total outstanding dues of micro and small enterprises		
-total outstanding dues other than micro and small enterprises		
Other current liabilities	79.00	59.00
Total liabilities	14,49,063.31	15,79,838.15
Total Equity and Liabilities	14,49,142.31	15,79,897.35
	14,46,556.76	15,77,308.37
Summary of significant accounting policies		
3		

The accompanying notes are an integral part of the financial statements.

As per our report of even date

For Rajeev & Ajay
Firm registration No.
Chartered Accountants

Rajeev Sabharwal
Partner
Membership No. : 08-183823-ACC

Place : New Delhi
Date :

26 MAY 2023

For and on behalf of the Board of Directors of
FRISSON PROPBUILD PRIVATE LIMITED

Saurabh Kumar Bhatnagar
Director
DIN-10049113

Anil Singh Wagle-Chaudhan
Director
DIN-07653326

FRISSON PROPBUILD PRIVATE LIMITED
STATEMENT OF PROFIT AND LOSS FOR THE YEAR ENDED 31 MARCH 2023
 (Amount in rupees hundred, unless otherwise stated)

Particulars	31 March 2023	31 March 2022
INCOME		
Revenue from operations	125.00	-
Total Income	125.00	-
EXPENSES		
Finance costs	6.49	6.49
Other expenses	115.08	101.22
Total Expenses	121.57	107.81
Profit/(Loss) before tax from continuing operations	3.43	(107.81)
Tax expense:		
Current tax	3.43	(107.81)
Profit/(Loss) for the year from continuing operations	-	-
Other comprehensive income	-	-
Total other comprehensive income for the year, net of tax	-	-
Total comprehensive income/(loss) for the year, net of tax	3.43	(107.81)
Earnings per equity share:		
(1) Basic	0.03	(1.08)
(2) Diluted	0.03	(1.08)
Summary of significant accounting policies		
		3

The accompanying notes are an integral part of the financial statements.

As per our report of even date

For Rajeev & Ajoy
 Firm registration No. N/A-0099238
 Chartered Accountants



Rajeev Sabharwal
 Partner
 Membership No. : 08483

Place : New Delhi
 Date : **26 MAY 2023**

For and on behalf of the Board of Directors of
FRISSON PROPBUILD PRIVATE LIMITED

Saurabh Kumar Bhatnagar
 Director
 DIN: 10049113

Anil Singh Chaudhary
 Director
 DIN: 09533326

FROND PROPBUILD PRIVATE LIMITED
BALANCE SHEET AS AT 31 MARCH 2023
(Amount in rupees hundred, unless otherwise stated)

	Notes	As at 31 March 2023	As at 31 March 2022
ASSETS			
Current assets			
Inventories		25,374.87	25,374.87
Financial assets	4		
Cash and cash equivalents		263.71	270.18
Total Assets	5	25,638.58	25,645.05
EQUITY AND LIABILITIES			
Equity			
Equity share capital	6	1,000.00	1,000.00
Other equity	7	(522.02)	(406.37)
Total equity		477.98	593.63
LIABILITIES			
Current liabilities			
Financial liabilities			
Trade payables	8	76.00	59.00
-total outstanding dues of micro and small enterprises		24,993.89	24,898.81
Other current liabilities	9	87.71	87.71
Current tax liabilities (net)	10	25,166.60	25,045.52
Total liabilities		25,638.58	25,645.05
Total Equity and Liabilities	3	25,638.58	25,645.05

Summary of significant accounting policies

The accompanying notes are an integral part of the financial statements.

As per our report of even date

For Rajeev & Aja
Chartered Accountants
Firm registered with
Clerks



Rajeev
Partner -
Membership
No. 1533

Place : New Delhi

Date :

26 MAY 2023

For and on behalf of the Board of Directors of
FROND PROPBUILD PRIVATE LIMITED

Jahangir Ashraf
Director
DIN-08587748

Anil Singh Chhabra
Director
DIN-09533326

FROTH PROPBUILD PRIVATE LIMITED
BALANCE SHEET AS AT 31 MARCH 2023
(Amount in rupees hundred, unless otherwise stated)

N668	As at	
	31 March 2023	31 March 2022
ASSETS		
Current assets		
	Financial assets	
4	2,31,380.39	2,31,380.39
	Cash and cash equivalents	
5	249.32	239.41
6	37,512.41	37,512.41
	2,69,142.12	2,69,132.21
EQUITY AND LIABILITIES		
Equity		
7	1,000.00	1,000.00
8	(2,859.08)	(2,509.91)
	(1,859.08)	(1,509.91)
LIABILITIES		
Current liabilities		
	Financial liabilities	
9	Trade payables	
	-total outstanding dues of micro and small enterprises	
	-total outstanding dues other than micro and small enterprises	
10	79.00	59.00
	2,70,922.20	2,70,583.12
	2,71,001.20	2,70,642.12
	2,69,142.12	2,69,132.21
Summary of significant accounting policies		
3		

The accompanying notes are an integral part of the financial statements.

As per our report of even date

For Rajeev & Ajay
Firm registration No : 7099
Chartered Accountants



Rajeev Sabharwal
Partner
Membership No. : 08483

Place : New Delhi

Date : **26 MAY 2023**

For and on behalf of the Board of Directors of
FROTH PROPBUILD PRIVATE LIMITED

Jahangir Khan
Director
DIN-08387748

Anuj Singh Chaudhan
Director
DIN-99533326

FROTH PROPBULD PRIVATE LIMITED
STATEMENT OF PROFIT AND LOSS FOR THE YEAR ENDED 31 MARCH 2023
(Amount in rupees hundred, unless otherwise stated)

Particulars	Notes	31 March 2023	31 March 2022
v			
INCOME			
Revenue from operations		-	-
Total Income			
EXPENSES			
Finance costs	11	6.49	6.49
Other expenses	12	342.68	95.08
Total Expenses		349.17	101.57
(Loss) before tax from continuing operations		(349.17)	(101.57)
Tax expense:			
Current tax		-	-
(Loss) for the year from continuing operations		(349.17)	(101.57)
Other comprehensive income		-	-
Total other comprehensive income for the year, net of tax			
Total comprehensive (loss) for the year, net of tax		(349.17)	(101.57)
Earnings per equity share:			
(1) Basic	13	(3.49)	(1.02)
(2) Diluted		(3.49)	(1.02)

Summary of significant accounting policies

3

The accompanying notes are an integral part of the financial statements.

As per our report of even date

For Rajeev & Alay
Firm registration No : 001977N
Chartered Accountants



Rajeev Supharwal,
Partner
Membership No. : 084833

For and on behalf of the Board of Directors of
FROTH PROPBULD PRIVATE LIMITED

Jahangir Ashraf
Director
DIN-08587748

Amitesh Singh Chaudhary
Director
DIN-09533326

Place: New Delhi

Date:

26 MAY 2023

FUTURISTIC BUILDWELL PRIVATE LIMITED
BALANCE SHEET AS AT 31 MARCH 2023
(Amount in rupees hundred, unless otherwise stated)

	Notes	As at 31 March 2023	As at 31 March 2022
ASSETS			
Current assets			
Inventories	4	4,73,278.65	6,12,571.51
Financial assets			
Cash and cash equivalents	5	240.12	246.60
Current tax assets (net)	6	-	19.80
Total Assets		4,73,518.77	6,12,837.91
EQUITY AND LIABILITIES			
Equity			
Equity share capital	7	1,000.00	1,000.00
Other equity	8	(137.53)	(2,083.24)
Total equity		862.47	(1,083.24)
LIABILITIES			
Current liabilities			
Financial liabilities			
Trade payables	9	-	-
-total outstanding dues of micro and small enterprises		-	-
-total outstanding dues other than micro and small enterprises		79.00	59.00
Other current liabilities	10	4,71,953.60	6,13,862.15
Current tax liabilities (net)	11	623.70	-
Total liabilities		4,72,656.30	6,13,921.15
Total Equity and Liabilities		4,73,518.77	6,12,837.92

Summary of significant accounting policies 3

The accompanying notes are an integral part of the financial statements.

As per our report of even date

For **NAV RATN & CO LLP**

Firm Reg. No.: N500107

Chartered Accountants


Nitish Mittal

Partner

Membership No.: 095371



Place : Gurugram


Date :

26 MAY 2023

For and on behalf of the Board of Directors of
FUTURISTIC BUILDWELL PRIVATE LIMITED


Anitesh Singh Chauhan

Director
DIN-09533326


Jitesh Sharma

Director
DIN-08428478

FUTURISTIC BUILDWELL PRIVATE LIMITED
STATEMENT OF PROFIT AND LOSS FOR THE YEAR ENDED 31 MARCH 2023
(Amount in rupees hundred, unless otherwise stated)

Particulars	Notes	31 March 2023	31 March 2022
INCOME			
Revenue from operations	12	2,737.50	-
Total Income (I)		2,737.50	-
EXPENSES			
Finance costs	13	26.26	6.49
Other expenses	14	141.80	104.44
Total Expenses (II)		168.06	110.93
Profit/(Loss) before tax from continuing operations (I-II)		2,569.44	(110.93)
Tax expense:			
Current tax		623.73	-
Profit/(Loss) for the year from continuing operations		1,945.70	(110.93)
Other comprehensive income		-	-
Total other comprehensive income/(loss) for the year, net of tax		-	-
Total comprehensive income/(loss) for the year, net of tax		1,945.70	(110.93)
Earnings per equity share:			
(1) Basic	15	19.46	(1.11)
(2) Diluted		19.46	(1.11)

Summary of significant accounting policies

- 3 -

The accompanying notes are an integral part of the financial statements.

As per our report of even date

For NAVRATN & CO LLP
Firm Reg. No.: N500107
Chartered Accountants

Nitish Mittal
Nitish Mittal
Partner
Membership No.: 095371



Place : Gurugram
Date :

26 MAY 2023

For and on behalf of the Board of Directors of
FUTURISTIC BUILDWELL PRIVATE LIMITED

Anil Singh Chauhan
Anil Singh Chauhan
Director
DIN-09533326

Jitesh Sharma
Jitesh Sharma
Director
DIN-08428478

GABLE PROPBUILD PRIVATE LIMITED
BALANCE SHEET AS AT 31 MARCH 2023
(Amount in rupees hundred, unless otherwise stated)

Notes	As at	
	31 March 2023	31 March 2022
ASSETS		
	Current assets	
	Inventories	9,42,531.59
	Financial assets	260.48
	Cash and cash equivalents	9,42,705.76
4		
5		
	Total Assets	19,85,507.83
EQUITY AND LIABILITIES		
	Equity	
	Equity share capital	1,000.00
	Other equity	(14,458.10)
	Total equity	(13,458.10)
6		
7		
	LIABILITIES	
	Current liabilities	
	Financial liabilities	
	Trade payables	
	-total outstanding dues of micro and small enterprises	79.00
	-total outstanding dues other than micro and small enterprises	9,13,795.60
	Other current liabilities	9,13,874.60
8		
9		
	Total liabilities	9,13,953.60
	Total Equity and Liabilities	9,42,705.76
3		

Summary of significant accounting policies

The accompanying notes are an integral part of the financial statements.

As per our report of even date

For Rajew & Aja
Firm registration No. 1009977N
Chartered Accountants



Place : New Delhi
Date : 26 MAY 2023

For and on behalf of the Board of Directors of
GABLE PROPBUILD PRIVATE LIMITED

Ranganwamy Harirajan
Director
DIN-06785533

Sachin Poonis
Director
DIN-09355915

GABLE PROPBUILD PRIVATE LIMITED
STATEMENT OF PROFIT AND LOSS FOR THE YEAR ENDED 31 MARCH 2023
(Amount in rupees hundred, unless otherwise stated)

Particulars	31 March 2023	31 March 2022
INCOME		
Revenue from operations	418.14	-
Total Income	418.14	-
EXPENSES		
Finance costs	6.69	6.48
Other expenses	343.08	98.20
Total Expenses	349.57	104.69
Profit/(Loss) before tax from continuing operations	68.57	(104.69)
Tax expense:		
Current tax	-	-
Profit/(Loss) for the year from continuing operations	68.57	(104.69)
Other comprehensive income	-	-
Total other comprehensive income for the year, net of tax	-	-
Total comprehensive income/(loss) for the year, net of tax	68.57	(104.69)
Earnings per equity share:		
(1) Basic	0.69	(1.05)
(2) Diluted	0.69	(1.05)

Summary of significant accounting policies

The accompanying notes are an integral part of the financial statements.

As per our report of even date

For Rajiv J. Jay
Firm registered with
Chartered Accountants
0099/7N
Rajiv J. Jay
Partner
Member since 2003/06/03

For and on behalf of the Board of Directors of
GABLE PROPBUILD PRIVATE LIMITED

Ranggunamy Harirajan
Director
DIN-06785533

Sachin Poonis
Director
DIN-09355915

Place: New Delhi
Date:

26 MAY 2023

GADGET PROPRUILD PRIVATE LIMITED
BALANCE SHEET AS AT 31 MARCH 2023
(Amount in rupees hundred, unless otherwise stated)

Notes	As at 31 March 2023	As at 31 March 2022
ASSETS		
Current assets		
Inventories		
Financial assets		
Cash and cash equivalents	1,01,458.19	1,01,458.19
Total Assets	1,01,698.99	1,01,655.48
EQUITY AND LIABILITIES		
Equity		
Equity share capital	1,000.00	1,000.00
Other equity	(2,464.83)	(2,322.78)
Total equity	(1,464.83)	(1,322.78)
LIABILITIES		
Current liabilities		
Financial liabilities		
Trade payables	79.00	59.00
-total outstanding dues of micro and small enterprises	1,03,084.52	1,02,919.26
Other current liabilities	1,03,163.82	1,02,978.26
Total liabilities	1,01,698.99	1,01,655.48
Total Equity and Liabilities		
Summary of significant accounting policies		
The accompanying notes are an integral part of the financial statements.		
As per our report of even date		

For Rajeev & Associates
Firm registration No. 1000092976
Chartered Accountants

Rajeev Subramanian
Partner
Membership No. : 068237



Place : New Delhi
Date : **26 MAY 2023**

For and on behalf of the Board of Directors of
GADGET PROPRUILD PRIVATE LIMITED

Anil Kumar Bantwal
Director
DIN-08129129

Jitendra Ashraf
Director
DIN-08587748

GADGET PROPBUILD PRIVATE LIMITED
STATEMENT OF PROFIT AND LOSS FOR THE YEAR ENDED 31 MARCH 2023
(Amount in rupees hundred, unless otherwise stated)

Particulars	31 March 2023	31 March 2022
INCOME		
Revenue from operations	-	-
Total Income	-	-
EXPENSES		
Finance costs	6.49	6.49
Other expenses	135.56	95.08
Total Expenses	142.05	101.57
Profit/(Loss) before tax	(142.05)	(101.57)
Tax expense:		
Current tax	-	-
Profit/(Loss) for the year	(142.05)	(101.57)
Other comprehensive income	-	-
Total other comprehensive income for the year, net of tax	-	-
Total comprehensive income/(loss) for the year, net of tax	(142.05)	(101.57)
Earnings per equity share:		
(1) Basic	(1.42)	(1.02)
(2) Diluted	(1.42)	(1.02)

Summary of significant accounting policies

The accompanying notes are an integral part of the financial statements.

As per our report of even date

For Rajeev & Abhy
Firm's registration
Chartered Accountants
Rajeev Sabherwal
Partner
Membership No. 008853

For and on behalf of the Board of Directors of
GADGET PROPBUILD PRIVATE LIMITED

Amir Kumar Beshwal
Director
DIN-08129129

Jaljeet Ashraf
Director
DIN-08587748

Place : New Delhi

Date : **26 MAY 2023**

GAFF PROPBUILD PRIVATE LIMITED
BALANCE SHEET AS AT 31 MARCH 2023
(Amount in rupees hundred, unless otherwise stated)

	Notes	As at	
		31 March 2023	31 March 2022
ASSETS			
Current assets			
Inventories,			
Financial assets	4	13,803.51	2,26,321.99
Cash and cash equivalents			
Current tax assets (net)	5	256.51	182.99
Total Assets	6	68.07	-
		14,128.09	2,26,504.98
EQUITY AND LIABILITIES			
Equity			
Equity share capital	7	1,000.00	1,000.00
Other equity	8	(1,399.71)	(3,295.20)
Total equity		(399.71)	(2,295.20)
LIABILITIES			
Current liabilities			
Financial liabilities			
Trade payables			
-total outstanding dues of micro and small enterprises	9	-	-
-total outstanding dues other than micro and small enterprises			
Other current liabilities	10	79.00	59.00
Total liabilities		14,448.80	2,28,741.18
		14,527.80	2,28,800.18
Total Equity and Liabilities		14,128.09	2,26,504.98
Summary of significant accounting policies			
	3		

The accompanying notes are an integral part of the financial statements.

As per our report of even date



Place : New Delhi

Date :

26 MAY 2023

For and on behalf of the Board of Directors of
GAFF PROPBUILD PRIVATE LIMITED

Ramesh
Ramesh Ajay Harirajan
Director
DIN-06785533

Aekta Jain
Aekta Jain
Director
DIN-06776771

GAFF PROPBUILD PRIVATE LIMITED
STATEMENT OF PROFIT AND LOSS FOR THE YEAR ENDED 31 MARCH 2023
 (Amount in rupees hundred, unless otherwise stated)

Particulars	Notes	31 March 2023	31 March 2022
INCOME			
Revenue from operations			
Total Income	11	2,418.98	-
EXPENSES			
Finance costs			
Other expenses	12	6.48	6.49
Total Expenses	13	115.08	98.20
		121.56	104.69
Profit/(Loss) before tax from continuing operations		2,297.42	(104.69)
Tax expense:			
Current tax		401.93	-
Profit/(Loss) for the year from continuing operations		1,895.49	(104.69)
Other comprehensive income			
Total other comprehensive income for the year, net of tax		-	-
Total comprehensive income/(loss) for the year, net of tax			
		1,895.49	(104.69)
Earnings per equity share:			
(1) Basic	14	18.95	(1.05)
(2) Diluted		18.95	(1.05)
Summary of significant accounting policies	3		

The accompanying notes are an integral part of the financial statements.

As per our report of even date

For Rajeev & Akshay
 Firm registered with
 Chartered Accountants
 NEW DELHI
 Rajeev
 Partner
 Membership No. 1774



For and on behalf of the Board of Directors of
GAFF PROPBUILD PRIVATE LIMITED

Rangaswamy Harirajan
 Director
 DIN-06785533

Aekta Jain
 Director
 DIN-06776771

Place : New Delhi
 Date :

26 MAY 2023

GAIETY PROPBUILD PRIVATE LIMITED
BALANCE SHEET AS AT 31 MARCH 2023
(Amount in rupees hundred, unless otherwise stated)

	Notes	As at	
		31 March 2023	31 March 2022
ASSETS			
Current assets			
Inventories	4	4,39,655.49	4,39,655.49
Financial assets			
Cash and cash equivalents	5	239.74	196.23
Other financial assets	6	3,14,241.60	3,14,241.60
Total Assets		7,54,136.83	7,54,093.32
EQUITY AND LIABILITIES			
Equity			
Equity share capital	7	1,000.00	1,000.00
Other equity	8	(3,157.82)	(3,009.52)
Total equity		(2,157.82)	(2,009.52)
LIABILITIES			
Current liabilities			
Financial liabilities			
Trade payables	9	-	-
-total outstanding dues of micro and small enterprises		-	-
-total outstanding dues other than micro and small		79.00	59.00
Other current liabilities	10	7,56,215.65	7,56,043.84
Total liabilities		7,56,294.65	7,56,102.84
Total Equity and Liabilities		7,54,136.83	7,54,093.32

Summary of significant accounting policies 3

The accompanying notes are an integral part of the financial statements.

As per our report of even date

For Rajeev & Ajay
Firm registration No. : 009977N
Chartered Accountants

Rajeev Sabharwal
Partner
Membership No. : 084113



For and on behalf of the Board of Directors of
GAIETY PROPBUILD PRIVATE LIMITED

Aekta Jain
Director
DIN-06776771

Anitesh Singh Chauhan
Director
DIN-09533326

Place : New Delhi
Date :

26 MAY 2023

GAIETY PROPBUILD PRIVATE LIMITED
STATEMENT OF PROFIT AND LOSS FOR THE YEAR ENDED 31 MARCH 2023
(Amount in rupees hundred, unless otherwise stated)

Particulars	Notes	31 March 2023	31 March 2022
INCOME			
Revenue from operations		-	-
Total Income		-	-
EXPENSES			
Finance costs	11	6.49	6.49
Other expenses	12	141.80	98.20
Total Expenses		148.29	104.69
Profit/(Loss) before tax		(148.29)	(104.69)
Tax expense:			
Current tax		-	-
Profit/(Loss) for the year		(148.29)	(104.69)
Other comprehensive income			
Total other comprehensive income for the year, net of		-	-
Total comprehensive income/(loss) for the year, net of tax		(148.29)	(104.69)
Earnings per equity share:			
(1) Basic	13	(1.48)	(1.05)
(2) Diluted		(1.48)	(1.05)
Summary of significant accounting policies	2		

The accompanying notes are an integral part of the financial statements.

As per our report of even date

For Rajeev & Ajay
Firm registration No : 0000000000
Chartered Accountants

Rajeev Sabharwal
Partner
Membership No. : 084013



For and on behalf of the Board of Directors of
GAIETY PROPBUILD PRIVATE LIMITED

Aekta Jain
Director
DIN-06776771

Anitesh Singh Chauhan
Director
DIN-09533326

Aekta Jain

Anitesh

Place : New Delhi
Date :

26 MAY 2023

GALLEON PROPBUILD PRIVATE LIMITED
BALANCE SHEET AS AT 31 MARCH 2023
(Amount in rupees hundred, unless otherwise stated)

	Notes	As at 31 March 2023	As at 31 March 2022
ASSETS			
Current assets			
Inventories	4	1,77,690.88	1,77,690.88
Financial assets			
Cash and cash equivalents	5	248.27	240.06
Other financial assets	6	1,71,981.70	1,71,981.70
Current tax assets (net)	7	1,518.75	1,518.75
Total Assets		3,51,439.60	3,51,431.39
EQUITY AND LIABILITIES			
Equity			
Equity share capital	8	1,000.00	1,000.00
Other equity	9	(4,041.51)	(3,499.82)
Total equity		(3,041.51)	(2,499.82)
LIABILITIES			
Current liabilities			
Financial liabilities			
Trade payables	10	-	-
-total outstanding dues of micro and small enterprises		-	-
-total outstanding dues other than micro and small		292.50	272.50
Other current liabilities	11	3,54,188.61	3,53,658.71
Total liabilities		3,54,481.11	3,53,931.21
Total Equity and Liabilities		3,51,439.60	3,51,431.39
Summary of significant accounting policies	3		

The accompanying notes are an integral part of the financial statements.

As per our report of even date

For Rajeev & Ajay
Firm registration No. 009977N
Chartered Accountants

Rajeev Subharwat
Partner
Membership No. 1000033

For and on behalf of the Board of Directors of
GALLEON PROPBUILD PRIVATE LIMITED


Anitesh Singh Chauhan
Director
DIN-09533326


Aekta Jain
Director
DIN-06776771

Place : New Delhi

Date :
26 MAY 2023

GALLEON PROPBUILD PRIVATE LIMITED
STATEMENT OF PROFIT AND LOSS FOR THE YEAR ENDED 31 MARCH 2023
 (Amount in rupees hundred, unless otherwise stated)

Particulars	Notes	31 March 2023	31 March 2022
INCOME			
Revenue from operations		-	-
Total Income (I)		-	-
EXPENSES			
Finance costs	12	6.49	6.49
Other expenses	13	535.20	307.20
Total Expenses (II)		541.69	313.69
Profit/(Loss) before tax from continuing operations (I-II)		(541.69)	(313.69)
Tax expense:			
Current tax		-	-
Profit/(Loss) for the year from continuing operations		(541.69)	(313.69)
Other comprehensive income			
Total other comprehensive income for the year, net of tax		-	-
Total comprehensive (loss) for the year, net of tax		(541.69)	(313.69)
Earnings per equity share:			
(1) Basic	14	(5.42)	(3.14)
(2) Diluted		(5.42)	(3.14)
Summary of significant accounting policies	3		


The accompanying notes are an integral part of the financial statements.

As per our report of even date

For Rajeev S. Arora
 Firm registered with CA 400877N
 Chartered Accountants

 Rajeev S. Arora
 Partner
 Membership No. 084833

For and on behalf of the Board of Directors of
GALLEON PROPBUILD PRIVATE LIMITED


Anitesh Singh Chauhan
 Director
 DIN-09533326


Aekta Jain
 Director
 DIN-06776771

Place : New Delhi

Date :

26 MAY 2023

GALLERY PROPBUILD PRIVATE LIMITED
BALANCE SHEET AS AT 31 MARCH 2023
(Amount in rupees hundred, unless otherwise stated)

	Notes	As at 31 March 2023	As at 31 March 2022
ASSETS			
Current assets			
Inventories	4	67,619.37	67,619.37
Financial assets			
Cash and cash equivalents	5	255.97	242.46
Other financial assets	6	3,102.97	3,102.97
Total Assets		70,978.31	70,964.80
EQUITY AND LIABILITIES			
Equity			
Equity share capital	7	1,000.00	1,000.00
Other equity	8	(5,684.73)	(5,542.68)
Total equity		(4,684.73)	(4,542.68)
LIABILITIES			
Current liabilities			
Financial liabilities			
Trade payables	9	-	-
-total outstanding dues of micro and small enterprises			
-total outstanding dues other than micro and small		79.00	59.00
Other current liabilities	10	75,584.04	75,448.48
Total liabilities		75,663.04	75,507.48
Total Equity and Liabilities		70,978.31	70,964.80
Summary of significant accounting policies	3		

The accompanying notes are an integral part of the financial statements.

As per our report of even date

For Rajeev Sabharwal
Partner
Registration No. 09977N
Chartered Accountant

Rajeev Sabharwal
Partner
Membership No. : 084833

For and on behalf of the Board of Directors of
GALLERY PROPBUILD PRIVATE LIMITED

Alkhat Maheshwari
Director
DIN-07504909

Suman Jain
Director
DIN-08385675

Place : New Delhi

Date :

26 MAY 2023

GALLERY PROPBUILD PRIVATE LIMITED
STATEMENT OF PROFIT AND LOSS FOR THE YEAR ENDED 31 MARCH 2023
(Amount in rupees hundred, unless otherwise stated)

Particulars	Notes	31 March 2023	31 March 2022
INCOME			
Revenue from operations		-	9.63
Total Income (I)	11	-	9.63
EXPENSES			
Finance costs	12	6.49	6.49
Other expenses	13	135.56	95.08
Total Expenses (II)		142.05	101.57
Profit/(Loss) before tax from continuing operations (I-II)		(142.05)	(91.94)
Tax expense:			
Current Tax		-	-
Profit/(Loss) for the year from continuing operations		(142.05)	(91.94)
Other Comprehensive Income			
		-	-
Total other comprehensive income for the year, net of tax		-	-
Total comprehensive income/(loss) for the year, net of tax		(142.05)	(91.94)
Earnings per equity share (computed on the basis of profit/(loss) for the year):	14		
(1) Basic		(1.42)	(0.92)
(2) Diluted		(1.42)	(0.92)
Summary of significant accounting policies	3		

The accompanying notes are an integral part of the financial statements.

As per our report of even date

For Rajeev & Associates
Firm registration No: U-1977N
Chartered Accountants

Rajeev Singh
Partner
Membership No. 084833

For and on behalf of the Board of Directors of
GALLERY PROPBUILD PRIVATE LIMITED


Akshat Maheshwari
Director
DIN-07504909


Suman Jain
Director
DIN-08385675

Place : New Delhi

Date :

26 MAY 2023

GALLIUM PROPBUILD PRIVATE LIMITED
BALANCE SHEET AS AT 31 MARCH 2023
(Amount in rupees hundred, unless otherwise stated)

	Notes	As at 31 March 2023	As at 31 March 2022
ASSETS			
Current assets			
Inventories	4	1,43,947.28	1,43,947.28
Financial assets			
Cash and cash equivalents	5	279.41	187.75
Other financial assets	6	16,191.91	16,191.91
Current tax assets (net)	7	168.45	-
Total assets		1,60,587.05	1,60,326.94
EQUITY AND LIABILITIES			
Equity			
Equity share capital	8	1,000.00	1,000.00
Other equity	9	(3,474.08)	(2,888.91)
Total equity		(2,474.08)	(1,888.91)
LIABILITIES			
Current liabilities			
Financial liabilities			
Trade payables	10	-	-
-total outstanding dues of micro and small enterprises		-	-
-total outstanding dues other than micro and small enterprises		285.00	265.00
Other current liabilities	11	1,62,776.13	1,61,879.89
Current tax liabilities (net)	12	-	70.97
Total liabilities		1,63,061.13	1,62,215.86
Total equity and liabilities		1,60,587.05	1,60,326.94
Summary of significant accounting policies	3		

The accompanying notes are an integral part of the financial statements.

As per our report of even date

For Rajeev & Ajay
Firm Registration No. 0000077N
Chartered Accountants

Rajeev Sabherwal
Partner
Membership No. : 084833

For and on behalf of the Board of Directors of
GALLIUM PROPBUILD PRIVATE LIMITED

Rahul Chowdhary
Director
DIN-09668716

Rahul Biddle
Director
DIN-02128650

Place : New Delhi

Date :

26 MAY 2023

GALLIUM PROPBUILD PRIVATE LIMITED
STATEMENT OF PROFIT AND LOSS FOR THE YEAR ENDED 31 MARCH 2023
(Amount in rupees hundred, unless otherwise stated)

Particulars	Notes	31 March 2023	31 March 2022
INCOME			
Other income		-	-
Total Income (I)	13	<u>2,513.57</u>	<u>-</u>
EXPENSES			
Finance costs	14	6.49	6.49
Other expenses	15	3,092.25	301.08
Total Expenses (II)		<u>3,098.74</u>	<u>307.57</u>
Profit/(Loss) before tax from continuing operations (I-II)		<u>(585.17)</u>	<u>(307.57)</u>
Tax expense:			
Current tax		-	-
Profit/(Loss) for the year from continuing operations		<u>(585.17)</u>	<u>(307.57)</u>
Other comprehensive income		-	-
Total other comprehensive income for the year, net of tax		<u>-</u>	<u>-</u>
Total comprehensive income/(loss) for the year, net of tax		<u>(585.17)</u>	<u>(307.57)</u>
Earnings per equity share:			
(1) Basic	16	(5.85)	(3.08)
(2) Diluted		(5.85)	(3.08)

Summary of significant accounting policies

3

The accompanying notes are an integral part of the financial statements.

As per our report of even date

For Rajeev & Anny
Firm Registration No.: 02477N
Chartered Accountants

Rajeev Sabharwal
Partner
Membership No. : 084833

For and on behalf of the Board of Directors of
GALLIUM PROPBUILD PRIVATE LIMITED

Rajni Chowdhary
Director
DIN-09668716

Anita Bindle
Director
DIN-02128650

Place : New Delhi
Date :

26 MAY 2023

GAMBIT PROPBUILD PRIVATE LIMITED
BALANCE SHEET AS AT 31 MARCH 2023
(Amount in rupees hundred, unless otherwise stated)

	Notes	As at	
		31 March 2023	31 March 2022
ASSETS			
Current assets			
Inventories			
Financial assets	4	2,36,537.28	2,25,606.53
Cash and cash equivalents	5	244.86	137.37
Other financial assets	6	3,527.97	3,527.97
Total Assets		2,40,310.11	2,29,271.87
EQUITY AND LIABILITIES			
Equity			
Equity share capital	7	1,000.00	1,000.00
Other equity	8	(12,206.62)	(12,064.55)
Total equity		(11,206.62)	(11,064.55)
LIABILITIES			
Current liabilities			
Financial liabilities			
Trade payables	9		
-total outstanding dues of micro and small enterprises			
-total outstanding dues other than micro and small		79.00	59.00
Other current liabilities	10	2,51,437.73	2,40,277.42
Total liabilities		2,51,516.73	2,40,336.42
Total Equity and Liabilities		2,40,310.11	2,29,271.87
Summary of significant accounting policies	3		


The accompanying notes are an integral part of the financial statements.

As per our report of even date

For Rajeev & Aja
Firm registration No. 009977
Chartered Accountants

Rajeev Sobharwal
Partner
Membership No. 0848

For and on behalf of the Board of Directors of
GAMBIT PROPBUILD PRIVATE LIMITED


Rangaswamy Harirajan
Director
DIN-06785533


Aekta Jain
Director
DIN-06776771

Place : New Delhi

Date :

26 MAY 2023

GAMBIT PROPBUILD PRIVATE LIMITED
STATEMENT OF PROFIT AND LOSS FOR THE YEAR ENDED 31 MARCH 2023
(Amount in rupees hundred, unless otherwise stated)

Particulars	Notes	31 March 2023	31 March 2022
INCOME			
Revenue from operations		-	-
Total Income (I)		-	-
EXPENSES			
Finance costs	11	6.51	6.49
Other expenses	12	135.56	98.20
Total Expenses (II)		142.07	104.69
Profit/(Loss) before tax from continuing operations (I-II)		(142.07)	(104.69)
Tax expense:			
Current Tax		-	-
Profit/(Loss) for the year from continuing operations		(142.07)	(104.69)
Other comprehensive income			
Total other comprehensive income for the year, net of tax		-	-
Total comprehensive income/(loss) for the year, net of tax		(142.07)	(104.69)
Earnings per equity share:			
(1) Basic	13	(1.42)	(1.05)
(2) Diluted		(1.42)	(1.05)
Summary of significant accounting policies	3		

The accompanying notes are an integral part of the financial statements.

As per our report of even date

For Rajeev & Aekta
Firm registration No. 009771
Chartered Accountants
NEW DELHI
Rajeev Sanghvi
Partner
Membership No. : 084833

For and on behalf of the Board of Directors of
GAMBIT PROPBUILD PRIVATE LIMITED

Rangaswamy Harirajan
Director
DIN-06785533

Aekta Jain
Director
DIN-06776771

Place : New Delhi

Date :

26 MAY 2023

GAMETE PROPBUILD PRIVATE LIMITED
BALANCE SHEET AS AT 31 MARCH 2023
 (Amount in rupees hundred, unless otherwise stated)



	Notes	As at 31 March 2023	As at 31 March 2022
ASSETS			
Current assets			
Inventories			
Financial assets			
Cash and cash equivalents	4	16,36,298.02	16,35,118.02
Other financial assets	5	-	1,245.21
Total Assets	6	<u>344.14</u>	<u>344.14</u>
		16,36,642.16	16,36,707.37
EQUITY AND LIABILITIES			
Equity			
Equity share capital	7	1,000.00	1,000.00
Other equity	8	(3,336.33)	(3,212.77)
Total equity		<u>(2,336.33)</u>	<u>(2,212.77)</u>
LIABILITIES			
Current liabilities			
Financial liabilities			
Trade payables			
-total outstanding dues of micro and small enterprises	9	-	-
-total outstanding dues other than micro and small enterprises		79.00	59.00
Other financial liabilities	10	182.15	-
Other current liabilities	11	16,38,717.35	16,38,861.15
Total liabilities		<u>16,38,978.49</u>	<u>16,38,920.15</u>
		16,36,642.16	16,36,707.37
Total Equity and Liabilities			
Summary of significant accounting policies			
3			

The accompanying notes are an integral part of the financial statements.

As per our report of even date

For Rajeev Sabharwal
 Firm registration No. : 019977
 Chartered Accountants

 Rajeev Sabharwal
 Partner
 Membership No. : 084833

For and on behalf of the Board of Directors of
GAMETE PROPBUILD PRIVATE LIMITED

 Akshat Maheshwari
 Director
 DIN-07504909

 Rahul Bindle
 Director
 DIN-02128650

Place : New Delhi
 Date : 26 MAY 2023



GAMETE PROPBUILD PRIVATE LIMITED
STATEMENT OF PROFIT AND LOSS FOR THE YEAR ENDED 31 MARCH 2023
 (Amount in rupees hundred, unless otherwise stated)

Particulars	Notes	31 March 2023		31 March 2022	
INCOME					
Revenue from operations		-	-	-	-
Total Income (I)		-	-	-	-
EXPENSES					
Finance costs	12	5.36	7.28		
Other expenses	13	118.20	95.08		
Total Expenses (II)		123.56	102.36		
Profit/(Loss) before tax from continuing operations (I-II)		(123.56)	(102.36)		
Tax expense:					
Current tax		-	-		
Profit/(Loss) for the year from continuing operations		(123.56)	(102.36)		
Other comprehensive income					
Total other comprehensive income for the year, net of tax		-	-		
Total comprehensive income/(loss) for the year, net of tax		(123.56)	(102.36)		
Earnings per equity share:					
(1) Basic	14	(1.24)	(1.02)		
(2) Diluted		(1.24)	(1.02)		
Summary of significant accounting policies	3				

The accompanying notes are an integral part of the financial statements.

As per our report of even date

For Rajeev
 Firm Registered with Ministry of Corporate Affairs
 Chartered Accountants

 Rajeev Sachdevwal
 Partner
 Membership No. 064833

For and on behalf of the Board of Directors of
GAMETE PROPBUILD PRIVATE LIMITED


 Akshat Maheshwari
 Director
 DIN-07504909


 Bahul Bindle
 Director
 DIN-02128650

Place : New Delhi

Date :
 26 MAY 2023

GAMUT PROPBUILD PRIVATE LIMITED
BALANCE SHEET AS AT 31 MARCH 2023
(Amount in rupees hundred, unless otherwise stated)

	Notes	As at 31 March 2023	As at 31 March 2022
ASSETS			
Current assets			
Inventories	4	1,77,704.77	1,77,704.77
Financial assets			
Cash and cash equivalents	5	242.42	198.92
Other financial assets	6	13,331.43	13,331.43
Total Assets		1,91,278.62	1,91,235.12
EQUITY AND LIABILITIES			
Equity			
Equity share capital	7	1,000.00	1,000.00
Other equity	8	(3,252.71)	(3,107.54)
Total equity		(2,252.71)	(2,107.54)
LIABILITIES			
Current liabilities			
Financial liabilities			
Trade payables	9		
-total outstanding dues of micro and small enterprises			
-total outstanding dues other than micro and small		79.00	59.00
Other current liabilities	10	1,93,452.33	1,93,283.66
Total liabilities		1,93,531.33	1,93,342.66
Total Equity and Liabilities		1,91,278.62	1,91,235.12
Summary of significant accounting policies	3		

The accompanying notes are an integral part of the financial statements.

As per our report of even date

For Rajeev & Ajay
Firm registration No. 1200
Chartered Accountants

Rajeev Subbarwal
Partner
Membership No. : 084834



For and on behalf of the Board of Directors of
GAMUT PROPBUILD PRIVATE LIMITED

Aekta Jain
Director
DIN-06776771

Amit Kumar
Director
DIN-10059600

Place : New Delhi
Date :

26 MAY 2023

GAMUT PROPBUILD PRIVATE LIMITED
STATEMENT OF PROFIT AND LOSS FOR THE YEAR ENDED 31 MARCH 2023
(Amount in rupees hundred, unless otherwise stated)

Particulars	Notes	31 March 2023		31 March 2022	
INCOME					
Revenue from operations					
Total Income (I)	11				
EXPENSES					
Finance costs					
Other expenses	12	6.49		6.54	
Total Expenses (II)	13	138.68		95.08	
		145.17		101.62	
Profit/(Loss) before tax from continuing operations (I-II)					
		(145.17)		(82.56)	
Tax expense:					
Current tax					
Profit/(Loss) for the year from continuing operations					
		(145.17)		(82.56)	
Other comprehensive income					
Total other comprehensive income for the year, net of tax					
Total comprehensive income/(loss) for the year, net of tax					
		(145.17)		(82.56)	
Earnings per equity share:					
(1) Basic	14				
(2) Diluted		(1.45)		(0.83)	
		(1.45)		(0.83)	
Summary of significant accounting policies	3				

The accompanying notes are an integral part of the financial statements.

As per our report of even date

For Rajeev & Ajay
Firm registration No : 009977N
Chartered Accountants

Rajeev Sabharwal
Partner
Membership No. : 084830



For and on behalf of the Board of Directors of
GAMUT PROPBUILD PRIVATE LIMITED

Aekta Jain
Aekta Jain
Director
DIN-06776771

Amit Kumar
Amit Kumar
Director
DIN-10059600

Place : New Delhi
Date :

26 MAY 2023

GARLAND ESTATE PRIVATE LIMITED
BALANCE SHEET AS AT 31 MARCH 2023
(Amount in rupees hundred, unless otherwise stated)

		As at 31 March 2023	As at 31 March 2022
ASSETS			
Non-current assets			
Financial assets			
Investments	4	3,000.00	3,000.00
		<u>3,000.00</u>	<u>3,000.00</u>
Current assets			
Inventories	5	20,36,216.66	20,76,306.39
Financial assets			
Cash and cash equivalents	6	264.65	262.71
Other financial assets	7	4,25,271.10	4,25,271.10
Current tax assets (net)	8	3,199.17	3,101.36
		<u>24,64,951.58</u>	<u>25,04,941.56</u>
Total Assets		<u>24,67,951.58</u>	<u>25,07,941.56</u>
EQUITY AND LIABILITIES			
Equity			
Equity share capital	9	1,000.00	1,000.00
Other equity	10	(6,393.12)	(6,313.22)
Total equity		<u>(5,393.12)</u>	<u>(5,313.22)</u>
LIABILITIES			
Current liabilities			
Financial liabilities			
Trade payables	11	-	-
-total outstanding dues of micro and small enterprises		79.00	59.00
-total outstanding dues other than micro and small enterprises	12	24,73,265.70	25,13,195.78
Other current liabilities			
Total liabilities		<u>24,73,344.70</u>	<u>25,13,254.78</u>
Total Equity and Liabilities		<u>24,67,951.58</u>	<u>25,07,941.56</u>
Summary of significant accounting policies	3		

The accompanying notes are an integral part of the financial statements.

As per our report of even date

For **NAVRATN & CO LLP**
Firm Reg. No.: N500107
Chartered Accountants


Navish Mittal
Partner

Membership No.: 091371



Place : Gurugram
Date :

26 MAY 2023

For and on behalf of the Board of Directors of
GARLAND ESTATE PRIVATE LIMITED


Manish Kumar
Director
DIN-08376570


Pravesh Kumar
Director
DIN-08376738

GARLAND ESTATE PRIVATE LIMITED
STATEMENT OF PROFIT AND LOSS FOR THE YEAR ENDED 31 MARCH 2023
(Amount in rupees hundred, unless otherwise stated)

Particulars	Notes	31 March 2023	31 March 2022
INCOME			
Revenue from operations	13	69.27	-
Other income	14	978.10	-
Total Income		1,047.37	-
EXPENSES			
Finance costs	15	6.49	6.54
Other expenses	16	1,120.78	771.43
Total Expenses		1,127.27	777.97
Profit/(Loss) before tax from continuing operations		(79.90)	(777.97)
Tax expense:			
Current tax		-	-
Profit/(Loss) for the year from continuing operations		(79.90)	(777.97)
Other comprehensive income		-	-
Total other comprehensive income for the year, net of tax		-	-
Total comprehensive income/(loss) for the year, net of tax		(79.90)	(777.97)
Earnings per equity share:			
Basic (Rs.)	17	(0.80)	(7.78)
Diluted (Rs.)		(0.80)	(7.78)

Summary of significant accounting policies 3

The accompanying notes are an integral part of the financial statements.

As per our report of even date

For **NAV RATN & CO LLP**
Firm Reg. No.: N500107
Chartered Accountants



Nish Mittal
Partner
Membership No.: 09522



For and on behalf of the Board of Directors of
GARLAND ESTATE PRIVATE LIMITED


Manish Kumar
Director
DIN-08376570


Pravesh Kumar
Director
DIN-08376738

Place : Gurugram

Date :

26 MAY 2023

GARNET PROPBUILD PRIVATE LIMITED
BALANCE SHEET AS AT 31 MARCH 2023
(Amount in rupees hundred, unless otherwise stated)

	Notes	As at	As at
		31 March 2023	31 March 2022
ASSETS			
Current assets			
Inventories	4	41,942.54	41,942.54
Financial assets			
Cash and cash equivalents	5	248.70	212.69
Total Assets		42,191.24	42,155.23
EQUITY AND LIABILITIES			
Equity			
Equity share capital	6	1,000.00	1,000.00
Other equity	7	(23,277.62)	(22,460.57)
Total equity		(22,277.62)	(21,460.57)
LIABILITIES			
Current liabilities			
Financial liabilities			
Trade payables	8	-	-
-total outstanding dues of micro and small enterprises		-	-
-total outstanding dues other than micro and small enterprises		754.00	734.00
Other current liabilities	9	63,714.86	62,881.80
Current tax liabilities (net)	10	-	-
Total liabilities		64,468.86	63,615.80
Total Equity and Liabilities		42,191.24	42,155.23
Summary of significant accounting policies	3		

The accompanying notes are an integral part of the financial statements.

As per our report of even date

For **Rajeev & Ajay**
Firm registration No : 009977N
Chartered Accountants

Rajeev Sabharwal
Partner
Membership No. : 084833



For and on behalf of the Board of Directors of
GARNET PROPBUILD PRIVATE LIMITED

Amit Kumar
Director
DIN-10059600

Aekta Jain
Director
DIN-06776771

Place : New Delhi

Date: **26 MAY 2023**

GARNET PROPBUILD PRIVATE LIMITED
STATEMENT OF PROFIT AND LOSS FOR THE YEAR ENDED 31 MARCH 2023
(Amount in rupees hundred, unless otherwise stated)

Particulars	Notes	31 March 2023	31 March 2022
INCOME			
Revenue from operations		-	-
Total Income		-	-
EXPENSES			
Finance costs	11	6.49	6.49
Other expenses	12	810.56	770.08
Total Expenses		817.05	776.57
Profit/(Loss) before tax from continuing operations		(817.05)	(776.57)
Tax expense:			
Current tax		-	-
Profit/(Loss) for the year from continuing operations		(817.05)	(776.57)
Other comprehensive income			
Total other comprehensive income for the year, net of tax		-	-
Total comprehensive income/(loss) for the year, net of tax		(817.05)	(776.57)
Earnings per equity share:			
(1) Basic	13	(8.171)	(7.766)
(2) Diluted		(8.171)	(7.766)
Summary of significant accounting policies	3		

The accompanying notes are an integral part of the financial statements.

As per our report of even date

For Rajeev & Ajay
Firm registration No. 1110077N
Chartered Accountants

Rajeev Sabharwal
Partner
Membership No. : 084833



For and on behalf of the Board of Directors of
GARNET PROPBUILD PRIVATE LIMITED

Amit Kumar
Director
DIN-10059600

Aekta Jain
Director
DIN-06776771

Place : New Delhi

Date :
26 MAY 2023

GARUDA PROPERTIES PRIVATE LIMITED
BALANCE SHEET AS AT 31 MARCH 2023
(Amount in rupees hundred, unless otherwise stated)

	Notes	As at 31 March 2023	As at 31 March 2022
ASSETS			
Current assets			
Inventories	4	14,29,733.21	14,49,199.45
Financial assets			
Cash and cash equivalents	5	254.47	240.96
Current tax assets (net)	6	-	17.70
Total Assets		14,29,987.68	14,49,458.11
EQUITY AND LIABILITIES			
Equity			
Equity share capital	7	1,000.00	1,000.00
Other equity	8	(3,654.34)	(3,838.03)
Total equity		(2,654.34)	(2,838.03)
LIABILITIES			
Current liabilities			
Financial liabilities			
Trade payables	9		
-total outstanding dues of micro and small enterprises		-	-
-total outstanding dues other than micro and small enterprises		79.00	59.00
Other current liabilities	10	14,32,555.20	14,52,237.13
Current tax liabilities (net)	11	7.82	-
Total liabilities		14,32,642.02	14,52,296.13
Total Equity and Liabilities		14,29,987.68	14,49,458.10
Summary of significant accounting policies	3		

The accompanying notes are an integral part of the financial statements.

As per our report of even date

For **NAV R A T N & CO LLP**
Firm Reg. No.: N500107
Chartered Accountants



Nitish Mittal
Partner
Membership No.: 095371



For and on behalf of the Board of Directors of
GARUDA PROPERTIES PRIVATE LIMITED



Narendra Vashisht
Director
DIN-06713906

Amit Kumar
Director
DIN-08129099

Place : Gurugram
Date :

26 MAY 2023

GARUDA PROPERTIES PRIVATE LIMITED
STATEMENT OF PROFIT AND LOSS FOR THE YEAR ENDED 31 MARCH 2023
(Amount in rupees hundred, unless otherwise stated)

Particulars	Notes	31 March 2023	31 March 2022
INCOME			
Revenue from operations	12	351.25	-
Total Income		351.25	-
EXPENSES			
Finance costs	13	6.49	6.49
Other expenses	14	135.56	101.32
Total Expenses		142.05	107.81
Profit/(loss) before tax from continuing operations		209.20	-107.81
Tax expense:			
Current tax		25.52	-
Profit/(loss) for the year from continuing operations		183.68	(107.81)
Other comprehensive income		-	-
Total other comprehensive income/(loss) for the year, net of tax		-	-
Total comprehensive income/(loss) for the year, net of tax		183.68	(107.81)
Earnings per equity share:			
(1) Basic	15	1.84	(1.08)
(2) Diluted		1.84	(1.08)
Summary of significant accounting policies	3		

The accompanying notes are an integral part of the financial statements.

As per our report of even date

For **NAV RATN & CO LLP**
Firm Reg. No.: N500107
Chartered Accountants



Nitish Mittal
Partner
Membership No.: 095371



For and on behalf of the Board of Directors of
GARUDA PROPERTIES PRIVATE LIMITED



Narendra Vashisht
Director
DIN-06713906

Amit Kumar
Director
DIN-08129099

Place : Gurugram
Date :

26 MAY 2023

GATEAU PROPBUILD PRIVATE LIMITED
BALANCE SHEET AS AT 31 MARCH 2023
 (Amount in rupees hundred, unless otherwise stated)

	Notes	As at	
		31 March 2023	31 March 2022
ASSETS			
Current assets			
Inventories	4	77,076.60	77,076.60
Financial assets			
Cash and cash equivalents	5	240.74	207.23
Other financial assets	6	20,537.88	20,537.88
Total Assets		97,855.22	97,821.71
EQUITY AND LIABILITIES			
Equity			
Equity share capital	7	1,000.00	1,000.00
Other equity	8	(1,675.55)	(1,557.10)
Total equity		(675.55)	(557.10)
LIABILITIES			
Current liabilities			
Financial liabilities			
Trade payables	9	-	-
-total outstanding dues of micro and small enterprises			
-total outstanding dues other than micro and small		79.00	59.00
Other current liabilities	10	98,451.77	98,319.81
Current tax liabilities (net)	11	-	-
Total liabilities		98,530.77	98,378.81
Total Equity and Liabilities		97,855.22	97,821.71

Summary of significant accounting policies

3

The accompanying notes are an integral part of the financial statements.

As per our report of even date

For Rajeev & Ajay
 Firm registration No. 009977N
 Chartered Accountants

Rajeev Chhabarwal
 Partner
 Membership No. 264833

For and on behalf of the Board of Directors of
GATEAU PROPBUILD PRIVATE LIMITED

Aekta Jain
 Director
 DIN-06776771

Amit Kumar
 Director
 DIN-010059600

Place : New Delhi

Date :

26 MAY 2023

GATEAU PROPBUILD PRIVATE LIMITED
STATEMENT OF PROFIT AND LOSS FOR THE YEAR ENDED 31 MARCH 2023

(Amount in rupees hundred, unless otherwise stated)

Particulars	Notes	31 March 2023	31 March 2022
INCOME			
Revenue from operations		-	-
Total Income		-	-
EXPENSES			
Finance costs	12	6.49	6.49
Other expenses	13	111.96	95.08
Total Expenses		118.45	101.57
Profit/(Loss) before tax from continuing operations		(118.45)	(101.57)
Tax expense:			
Current tax		-	-
Profit/(Loss) for the year from continuing operations		(118.45)	(101.57)
Other comprehensive income			
Total other comprehensive income for the year, net of tax		-	-
Total comprehensive income/(loss) for the year, net of tax		(118.45)	(101.57)
Earnings per equity share:			
(1) Basic	14	(1.18)	(1.02)
(2) Diluted		(1.18)	(1.02)
Summary of significant accounting policies	3		

The accompanying notes are an integral part of the financial statements.

As per our report of even date

For Rajeev & Ajay
 Firm registration No. 089977N
 Chartered Accountants

Rajeev Abbarwal
 Partner
 Membership No. 084833

For and on behalf of the Board of Directors of
GATEAU PROPBUILD PRIVATE LIMITED

Aekta Jain
 Director
 DIN-06776771

Amit Kumar
 Director
 DIN-010059600

Place : New Delhi

Date :

26 MAY 2023