

GAUCHO PROPBUILD PRIVATE LIMITED
BALANCE SHEET AS AT 31 MARCH 2023
(Amount in rupees hundred, unless otherwise stated)

	Notes	As at 31 March 2023	As at 31 March 2022
ASSETS			
Current assets			
Inventories	4	2,58,388.46	2,88,636.97
Financial assets			
Cash and cash equivalents	5	253.89	230.38
Other financial assets	6	2,17,248.78	2,17,248.78
Total Assets		4,75,891.13	5,06,116.13
EQUITY AND LIABILITIES			
Equity			
Equity share capital	7	1,000.00	1,000.00
Other equity	8	(3,048.74)	(2,987.61)
Total equity		(2,048.74)	(1,987.61)
LIABILITIES			
Current liabilities			
Financial liabilities			
Trade payables	9	-	-
-total outstanding dues of micro and small enterprises		-	-
-total outstanding dues other than micro and small		80.80	60.80
Other current liabilities	10	4,77,859.07	5,08,042.94
Current tax liabilities (net)	11	-	-
Total liabilities		4,77,939.87	5,08,103.74
Total Equity and Liabilities		4,75,891.13	5,06,116.13

Summary of significant accounting policies

The accompanying notes are an integral part of the financial statements.

As per our report of even date

For Rajeev & Associates
Firm registered with the Council of
Chartered Accountants

Rajeev Subhraj
Partner
Membership No. : 084833

For and on behalf of the Board of Directors of
GAUCHO PROPBUILD PRIVATE LIMITED

Lalan Prasad Singh
Director
DIN-08129091

Amit Kumar
Director
DIN-10059600

Place : New Delhi

Date :

26 MAY 2023

GAUCHO PROPBUILD PRIVATE LIMITED
STATEMENT OF PROFIT AND LOSS FOR THE YEAR ENDED 31 MARCH 2023
(Amount in rupees hundred, unless otherwise stated)

Particulars	Notes	31 March 2023	31 March 2022
INCOME			
Revenue from operations	12	80.92	-
Total Income		80.92	-
EXPENSES			
Finance costs	13	6.49	6.54
Other expenses	14	135.56	756.88
Total Expenses		142.05	763.42
Profit/(Loss) before tax from continuing operations		(61.13)	(763.42)
Tax expense:			
Current tax		-	-
Profit/(Loss) for the year from continuing operations		(61.13)	(763.42)
Other comprehensive income			
Total other comprehensive income for the year, net of tax		-	-
Total comprehensive income/(loss) for the year, net of tax		(61.13)	(763.42)
Earnings per equity share:	15		
(1) Basic		(0.61)	(7.63)
(2) Diluted		(0.61)	(7.63)

Summary of significant accounting policies

3

The accompanying notes are an integral part of the financial statements.

As per our report of even date

For Rajeev & Ajay
Firm registration No. 0039875
Chartered accountants

Rajeev Sahingwal
Partner
Membership No. 084833

For and on behalf of the Board of Directors of
GAUCHO PROPBUILD PRIVATE LIMITED

Latan Prasad Singh
Director
DIN-08129091

Amit Kumar
Director
DIN-10059600

Place : New Delhi

Date :

26 MAY 2023

GAUGE PROPBUILD PRIVATE LIMITED
BALANCE SHEET AS AT 31 MARCH 2023
(Amount in rupees hundred, unless otherwise stated)

	Notes	As at 31 March 2023	As at 31 March 2022
ASSETS			
Current assets			
Inventories			
Financial assets	4	1,89,802.94	2,31,316.12
Cash and cash equivalents			
Other financial assets	5	537.23	230.41
Current tax assets (net)	6	99,444.42	99,444.42
Total Assets	7	<u>7,620.39</u>	<u>1,820.04</u>
		2,97,404.98	3,32,810.99
EQUITY AND LIABILITIES			
Equity			
Equity share capital	8	1,000.00	1,000.00
Other equity	9	(3,344.23)	(3,388.37)
Total equity		<u>(2,344.23)</u>	<u>(2,388.37)</u>
LIABILITIES			
Current liabilities			
Financial liabilities			
Trade payables			
-total outstanding dues of micro and small enterprises	10	-	-
-total outstanding dues other than micro and small enterprises		79.00	59.00
Other current liabilities			
Total liabilities	11	<u>2,99,670.21</u>	<u>3,35,140.36</u>
		2,99,749.21	3,35,199.36
Total Equity and Liabilities		<u>2,97,404.98</u>	<u>3,32,810.99</u>

Summary of significant accounting policies

The accompanying notes are an integral part of the financial statements.

As per our report of even date

For Rajeev & Associates
Firm registration No.: 000977N
Chartered Accountants

Rajeev Sahasrwal
Partner
Membership No.: 100000

For and on behalf of the Board of Directors of
GAUGE PROPBUILD PRIVATE LIMITED


Amit Kumar
Director
DIN-10059600


Lalan Prasad Singh
Director
DIN-08129091

Place : New Delhi

Date :

26 MAY 2023

GAUGE PROPBUILD PRIVATE LIMITED
STATEMENT OF PROFIT AND LOSS FOR THE YEAR ENDED 31 MARCH 2023
(Amount in rupees hundred, unless otherwise stated)

Particulars	Notes	31 March 2023	31 March 2022
INCOME			
Revenue from operations			
Other income	12	179.82	-
Total Income	13	<u>58,003.54</u>	<u>-</u>
		<u>58,183.36</u>	<u>-</u>
EXPENSES			
Finance costs	14	3.25	6.54
Other expenses	15	58,135.98	755.08
Total Expenses		<u>58,139.23</u>	<u>761.62</u>
Profit/(Loss) before tax from continuing operations		<u>44.14</u>	<u>(761.62)</u>
Tax expense:			
Current tax		-	-
Profit/(Loss) for the year from continuing operations		<u>44.14</u>	<u>(761.62)</u>
Other comprehensive income		-	-
Total other comprehensive income for the year, net of tax		-	-
Total comprehensive income/(loss) for the year, net of tax		<u>44.14</u>	<u>(761.62)</u>
Earnings per equity share:			
(1) Basic	16	0.44	(7.62)
(2) Diluted		0.44	(7.62)
Summary of significant accounting policies	3		

The accompanying notes are an integral part of the financial statements.

As per our report of even date

For Rajeev & Associates
Firm registered with the Ministry of Corporate Affairs
Chartered Accountants

Rajeev Sabharwal
Partner
Membership No. 123456



For and on behalf of the Board of Directors of
GAUGE PROPBUILD PRIVATE LIMITED

Amit Kumar
Director
DIN-10059600

Lalan Prasad Singh
Director
DIN-08129091

Place : New Delhi

Date :

26 MAY 2023

GAUNTLET PROPBUILD PRIVATE LIMITED
BALANCE SHEET AS AT 31 MARCH 2023
(Amount in rupees hundred, unless otherwise stated)

	Notes	As at 31 March 2023	As at 31 March 2022
ASSETS			
Current assets			
Inventories	4	2,14,685.88	2,14,685.88
Financial assets			
Cash and cash equivalents	5	253.73	240.22
Total assets		2,14,939.61	2,14,926.10
EQUITY AND LIABILITIES			
Equity			
Equity share capital	6	1,000.00	1,000.00
Other equity	7	(8,215.64)	(8,070.47)
Total equity		(7,215.64)	(7,070.47)
LIABILITIES			
Current liabilities			
Financial liabilities			
Trade payables	8	-	-
-total outstanding dues of micro and small enterprises		79.00	59.00
-total outstanding dues other than micro and small			
Other current liabilities	9	2,22,076.25	2,21,937.57
Total liabilities		2,22,155.25	2,21,996.57
Total equity and liabilities		2,14,939.61	2,14,926.10

Summary of significant accounting policies

3

The accompanying notes are an integral part of the financial statements.

As per our report of even date

For Rajeev & Associates
Firm registration no. 12092/2015
Chartered Accountants

Rajeev Sahasrwal
Partner
Membership No. 084833

For and on behalf of the Board of Directors of
GAUNTLET PROPBUILD PRIVATE LIMITED

Ovais Ali Khan
Director
DIN-08455167

Bhupinder Rajjaswant Singh
Director
DIN-06383432

Place : New Delhi
Date :

26 MAY 2023

GAUNTLET PROPBUILD PRIVATE LIMITED
STATEMENT OF PROFIT AND LOSS FOR THE YEAR ENDED 31 MARCH 2023
(Amount in rupees hundred, unless otherwise stated)

Particulars	Notes	31 March 2023	31 March 2022
INCOME			
Revenue from operations		-	-
Total Income (I)		-	-
EXPENSES			
Finance costs	10	6.49	6.49
Other expenses	11	138.68	95.08
Total Expenses (II)		145.17	101.57
Profit/(Loss) before tax from continuing operations (I-II)		(145.17)	(101.57)
Tax expense:			
Current tax		-	-
Profit/(Loss) for the year from continuing operations		(145.17)	(101.57)
Other comprehensive income			
Total other comprehensive income for the year, net of tax		-	-
Total comprehensive income/(loss) for the year, net of tax		(145.17)	(101.57)
Earnings per equity share:	12		
(1) Basic		(1.45)	(1.02)
(2) Diluted		(1.45)	(1.02)

Summary of significant accounting policies 3

The accompanying notes are an integral part of the financial statements.

As per our report of even date

For Rajeev & Ajay
Firm registration No. : 009977N
Chartered Accountants

Rajeev Subhrajwal
Partner
Membership No. : 084803

Place : New Delhi

Date :

26 MAY 2023

For and on behalf of the Board of Directors of
GAUNTLET PROPBUILD PRIVATE LIMITED

Ghafr Ali Khan
Director
DIN-08455167

Bluminder Rajjaswant Sing
Director
DIN-00583432

GAVEL PROPERTIES PRIVATE LIMITED
BALANCE SHEET AS AT 31 MARCH 2023
(Amount in rupees hundred, unless otherwise stated)

	Notes	As at 31 March 2023	As at 31 March 2022
ASSETS			
Current assets			
Inventories	4	11,36,619.26	11,35,547.87
Financial assets			
Cash and cash equivalents	5	276.52	299.43
Total Assets		11,36,895.78	11,35,847.30
EQUITY AND LIABILITIES			
Equity			
Equity share capital	6	1,000.00	1,000.00
Other equity	7	(3,809.98)	(2,753.88)
Total equity		(2,809.98)	(1,753.88)
LIABILITIES			
Current liabilities			
Financial liabilities			
Trade payables	8	-	-
-total outstanding dues of micro and small enterprises		79.00	59.00
-total outstanding dues other than micro and small			
Other current liabilities	9	11,39,626.76	11,37,542.18
Total liabilities		11,39,705.76	11,37,601.18
Total Equity and Liabilities		11,36,895.78	11,35,847.30

Summary of significant accounting policies

3

The accompanying notes are an integral part of the financial statements.

As per our report of even date

For Rajeev & Ajay

Firm registration No : 009977X
Chartered Accountants

Rajeev Sabharwal
Partner

Membership No. : 084833



For and on behalf of the Board of Directors of
GAVEL PROPERTIES PRIVATE LIMITED

Amit Kumar
Director
DIN-10059600

Tapan Kumar Barik

Tapan Kumar Barik
Director
DIN-08455171

Place : New Delhi

Date :

26 MAY 2023

GAVEL PROPERTIES PRIVATE LIMITED
STATEMENT OF PROFIT AND LOSS FOR THE YEAR ENDED 31 MARCH 2023
(Amount in rupees hundred, unless otherwise stated)

Particulars	Notes	31 March 2023	31 March 2022
INCOME			
Revenue from operations		-	-
Total Income		-	-
EXPENSES			
Finance costs	10	6.49	6.49
Other expenses	11	1,049.61	98.20
Total Expenses		1,056.10	104.69
Profit/(Loss) before tax from continuing operations		(1,056.10)	(104.69)
Tax expense:			
Current tax		-	-
Profit/(Loss) for the year from continuing operations		(1,056.10)	(104.69)
Other comprehensive income			
Total other comprehensive income for the year, net of tax		-	-
Total comprehensive income/(loss) for the year, net of tax		(1,056.10)	(104.69)
Earnings per equity share:			
(1) Basic	12	(10.56)	(1.05)
(2) Diluted		(10.56)	(1.05)
Summary of significant accounting policies	3		

The accompanying notes are an integral part of the financial statements.

As per our report of even date

For Rajeev & Ajay
Firm registration No : 0099774
Chartered Accountants

Rajeev Sabharwal
Partner
Membership No. : 084833

For and on behalf of the Board of Directors of
GAVEL PROPERTIES PRIVATE LIMITED


Amit Kumar
Director
DIN-10059600


Tapan Kumar Barik
Director
DIN-08455171

Place : New Delhi

Date :

26 MAY 2023

GEMS BUILDCON PRIVATE LIMITED
BALANCE SHEET AS AT 31 MARCH 2023
(Amount in rupees hundred, unless otherwise stated)

ASSETS

Non-current assets

Financial assets

Investments

Notes	As at 31 March 2023	As at 31 March 2022
-------	------------------------	------------------------

4	1,000.00	1,000.00
	1,000.00	1,000.00

Current assets

Inventories

Financial assets

Cash and cash equivalents

Other financial assets

Current tax assets (net)

5	25,44,409.27	25,49,180.05
6	276.19	255.30
7	7,98,318.30	7,98,318.30
8	247.95	-
	33,43,251.71	33,47,753.65

Total Assets

	33,44,251.71	33,48,753.65
--	---------------------	---------------------

EQUITY AND LIABILITIES

Equity

Equity share capital

Other equity

Total equity

9	1,000.00	1,000.00
10	6,590.39	5,262.36
	7,590.39	6,262.36

LIABILITIES

Current liabilities

Financial liabilities

Trade payables

-total outstanding dues of micro and small enterprises

-total outstanding dues other than micro and small enterprises

Other current liabilities

Current tax liabilities (net)

Total liabilities

11	-	-
	79.00	59.00
12	33,36,582.32	33,38,868.37
13	-	3,563.92
	33,36,661.32	33,42,491.29

Total Equity and Liabilities

	33,44,251.71	33,48,753.65
--	---------------------	---------------------

Summary of significant accounting policies

3

The accompanying notes are an integral part of the financial statements.

As per our report of even date

For NAVRATN & CO LLP

Firm Reg. No.: N500107

Chartered Accountants


Nitish Mittal

Partner

Membership No.: 0953



Place : Gurugram

Date :

26 MAY 2023

**For and on behalf of the Board of Directors of
GEMS BUILDCON PRIVATE LIMITED**


Anresh Kumar
Director
DIN-09632668


Kalicharan Patro
Director
DIN-10049038

GEMS BUILDCON PRIVATE LIMITED
STATEMENT OF PROFIT AND LOSS FOR THE YEAR ENDED 31 MARCH 2023
(Amount in rupees hundred, unless otherwise stated)

Particulars	Notes	31 March 2023	31 March 2022
INCOME			
Revenue from operations	14	-	13,950.87
Other income	15	2,163.74	-
Total Income		2,163.74	13,950.87
EXPENSES			
Finance costs	16	234.18	6.49
Other expenses	17	2,306.42	115.56
Total Expenses		2,540.60	122.05
Profit/(loss) before tax from continuing operations		(376.86)	13,828.82
Tax expense:			
Current tax		-	3,595.49
Adjustment of tax relating to earlier periods		(1,704.89)	-
Profit/(loss) for the year from continuing operations		1,328.03	10,233.33
Other comprehensive income		-	-
Total other comprehensive income for the year, net of tax		-	-
Total comprehensive income/(loss) for the year, net of tax		1,328.03	10,233.33
Earnings per equity share:	18		
(1) Basic		13.28	102.33
(2) Diluted		13.28	102.33

Summary of significant accounting policies

3

The accompanying notes are an integral part of the financial statements.

As per our report of even date

For **NAV RATN & CO LLP**
Firm Reg. No.: N500107
Chartered Accountants


Nitish Mittal
Partner
Membership No.: 095371

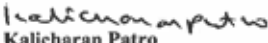


Place : Gurugram
Date :

26 MAY 2023

For and on behalf of the Board of Directors of
GEMS BUILDCON PRIVATE LIMITED


Amresh Kumar
Director
DIN-09632668


Kalicharan Patro
Director
DIN-10049038

GENRE PROPBUILD PRIVATE LIMITED
BALANCE SHEET AS AT 31 MARCH 2023
(Amount in rupees hundred, unless otherwise stated)

ASSETS

Current assets

Inventories

Cash and cash equivalents

Other current assets

Current tax assets (net)

Total assets

EQUITY AND LIABILITIES

Equity

Equity share capital

Other equity

Total equity

LIABILITIES

Current liabilities

Financial liabilities

Trade payables

-total outstanding dues of micro and small enterprises

-total outstanding dues other than micro and small enterprises

Other current liabilities

Total liabilities

Total Equity and Liabilities

Summary of significant accounting policies

The accompanying notes are an integral part of the financial statements.

As per our report of even date

For Rajeev & Ajay

Firm registration No. 0049774

Chartered Accountants

Rajeev Sanharwal

Partner

Membership No. 108133

Place : New Delhi

Date :

26 MAY 2023

Notes	As at 31 March 2023	As at 31 March 2022
4	210.95	210.95
5	261.80	568.29
6	-	-
7	911.05	1,514.21
	1,383.80	2,293.45
8	1,000.00	1,000.00
9	(1,74,482.92)	(1,73,761.32)
	(1,73,482.92)	(1,72,761.32)
10	79.00	59.00
11	1,74,787.72	1,74,995.77
	1,74,866.72	1,75,054.77
	1,383.80	2,293.45

3

For and on behalf of the Board of Directors of
GENRE PROPBUILD PRIVATE LIMITED


Anshu Kumar
Director
DIN-09632668


Bhupinder Rajjaswant Singh
Director
DIN-06583432

GENRE PROPBUILD PRIVATE LIMITED
STATEMENT OF PROFIT AND LOSS FOR THE YEAR ENDED 31 MARCH 2023
(Amount in rupees hundred, unless otherwise stated)

Particulars	Notes	31 March 2023	31 March 2022
INCOME			
Other Income		-	-
Total Income	12	-	3,87,334.00
		-	3,87,334.00
EXPENSES			
Finance costs	13	658.81	12.34
Other expenses	14	111.96	95.08
Total Expenses		770.77	107.42
Profit/(Loss) before tax from continuing operations		(770.77)	3,87,226.58
Tax expense:			
Current tax		-	16,157.09
Adjustment of tax relating to earlier periods		(49.16)	-
Profit/(Loss) for the year from continuing operations		(721.61)	3,71,069.49
Other comprehensive income		-	-
Total other comprehensive income/(loss) for the year, net of tax		-	-
Total comprehensive income/(loss) for the year, net of tax		(721.61)	3,71,069.49
Earnings per equity share:	15		
(1) Basic		(7.22)	3,710.69
(2) Diluted		(7.22)	3,710.69
Summary of significant accounting policies	3		

The accompanying notes are an integral part of the financial statements.

As per our report of even date

For Rajeev & Ajay
Firm registration No. 089977N
Chartered Accountants

Rajeev Subbarwal
Partner
Membership No. 084593

For and on behalf of the Board of Directors of
GENRE PROPBUILD PRIVATE LIMITED

Amresh Kumar
Director
DIN-09632668

Bhupinder Rajjaswant Singh
Director
DIN-06583432

Place : New Delhi
Date :

26 MAY 2023

GENTRY PROPBUILD PRIVATE LIMITED
BALANCE SHEET AS AT 31 MARCH 2023
(Amount in rupees hundred, unless otherwise stated)

	Notes	As at 31 March 2023	As at 31 March 2022
ASSETS			
Current assets			
Inventories	4	3,92,987.94	3,92,987.94
Financial assets			
Cash and cash equivalents	5	254.12	226.01
Other financial assets	6	1,356.48	1,356.48
Current tax assets (net)	7	2,622.17	2,622.17
Total Assets		3,97,220.71	3,97,192.60
EQUITY AND LIABILITIES			
Equity			
Equity share capital	8	1,000.00	1,000.00
Other equity	9	(5,165.39)	(4,834.70)
Total equity		(4,165.39)	(3,834.70)
LIABILITIES			
Current liabilities			
Financial liabilities			
Trade payables	10	-	-
-total outstanding dues of micro and small enterprises		-	-
-total outstanding dues other than micro and small enterprises		79.00	59.00
Other current liabilities	11	4,01,307.10	4,00,968.30
Total liabilities		4,01,386.10	4,01,027.30
Total Equity and Liabilities		3,97,220.71	3,97,192.60

Summary of significant accounting policies 3

The accompanying notes are an integral part of the financial statements.

As per our report of even date

For Rajeev & Associates

Firm registration No. 084833

Chartered Accountants

Rajeev Sabharwal

Partner

Membership No. : 084833

For and on behalf of the Board of Directors of
GENTRY PROPBUILD PRIVATE LIMITED


Anurag Kumar
Director
DIN-09632668


Kalicharan Patro
Director
DIN-10049038

Place : New Delhi

Date :

26 MAY 2023

Particulars	Notes	31 March 2023	31 March 2022
INCOME			
Revenue from operations		-	-
Total Income (I)		-	-
EXPENSES			
Finance costs	12	6.49	6.49
Other expenses	13	324.20	98.20
Total Expenses (II)		330.69	104.69
Profit/(Loss) before tax from continuing operations (I-II)		(330.69)	(104.69)
Tax expense:			
Current tax		-	-
Profit/(Loss) for the year from continuing operations		(330.69)	(104.69)
Other comprehensive income		-	-
Total other comprehensive income for the year, net of tax		-	-
Total comprehensive income/(loss) for the year, net of tax		(330.69)	(104.69)
Earnings per equity share:	14		
(1) Basic		(3.31)	(1.05)
(2) Diluted		(3.31)	(1.05)

As per our report of even date

Rajeev Sabharwal
Partner
Membership No. : 084833

Amresh Kumar
Director
DIN-09632668

Kalicharan Patro
Director
DIN-10049038

26 MAY 2023

GEODESY PROPERTIES PRIVATE LIMITED
BALANCE SHEET AS AT 31 MARCH 2023
(Amount in rupees hundred, unless otherwise stated)

ASSETS

Current assets

- Inventories
- Cash and cash equivalents
- Other current assets

Total Assets

EQUITY AND LIABILITIES

Equity

- Equity share capital
- Other equity
- Total equity**

LIABILITIES

Current liabilities

- Financial liabilities
 - Trade payables
 - total outstanding dues of micro and small enterprises
 - total outstanding dues other than micro and small enterprises
- Other current liabilities
- Total liabilities**

Total Equity and Liabilities

Summary of significant accounting policies

The accompanying notes are an integral part of the financial statements.

As per our report of even date

For Rajeev & Associates
Firm registration No. 08977N
Chartered Accountants

Rajeev Sahasrwal
Partner
Membership No. : 084833

Place : New Delhi

Date :

26 MAY 2023

Notes	As at 31 March 2023	As at 31 March 2022
4	5,206.00	-
5	273.83	236.61
6	-	-
	5,479.83	236.61
7	1,000.00	1,000.00
8	(7,895.98)	(7,780.36)
	(6,895.98)	(6,780.36)
9	-	-
	79.00	59.00
10	12,296.81	6,957.97
	12,375.81	7,016.97
	5,479.83	236.61
3		

For and on behalf of the Board of Directors of
GEODESY PROPERTIES PRIVATE LIMITED

Rangaswamy Harirajan
Director
DIN-06785533

Deepak Chandra Thawa
Director
DIN-09815239

GEODESY PROPERTIES PRIVATE LIMITED
STATEMENT OF PROFIT AND LOSS FOR THE YEAR ENDED 31 MARCH 2023
(Amount in rupees hundred, unless otherwise stated)

Particulars	Notes	31 March 2023	31 March 2022
INCOME			
Revenue from operations		-	-
Total Income		-	-
EXPENSES			
Finance costs	11	6.78	6.49
Other expenses	12	108.84	2,753.20
Total Expenses		115.62	2,759.69
Profit/(Loss) before tax from continuing operations		(115.62)	(2,759.69)
Tax expense:			
Current tax		-	-
Profit/(Loss) for the year from continuing operations		(115.62)	(2,759.69)
Other comprehensive income		-	-
Total other comprehensive income for the year, net of tax		-	-
Total comprehensive income/(loss) for the year, net of tax		(115.62)	(2,759.69)
Earnings per equity share:	13		
(1) Basic		(1.16)	(27.60)
(2) Diluted		(1.16)	(27.60)

Summary of significant accounting policies 3

The accompanying notes are an integral part of the financial statements.

As per our report of even date

For Rajeev & May
Firm registered with Ministry of Corporate Affairs, India
Chartered Accountants

Rajeev Subbarwal
Partner
Membership No. : 084833

For and on behalf of the Board of Directors of
GEODESY PROPERTIES PRIVATE LIMITED

Rangawamy Harirajan
Director
DIN-06785533

Deepak Chandra Thawar
Director
DIN-09815239

Place : New Delhi

Date :

26 MAY 2023

GIBBON PROPBUILD PRIVATE LIMITED
BALANCE SHEET AS AT 31 MARCH 2023
(Amount in rupees hundred, unless otherwise stated)

	Notes	As at 31 March 2023	As at 31 March 2022
ASSETS			
Current assets			
Inventories	4	83,817.56	83,817.56
Financial assets			
Cash and cash equivalents	5	250.30	225.17
Other financial assets	6	6,10,254.46	6,10,254.46
Total Assets		6,94,322.32	6,94,297.19
EQUITY AND LIABILITIES			
Equity			
Equity share capital	7	1,000.00	1,000.00
Other equity	8	(3,608.60)	(3,488.66)
Total equity		(2,608.60)	(2,488.66)
LIABILITIES			
Current liabilities			
Financial liabilities			
Trade payables	9	-	-
-total outstanding dues of micro and small enterprises			
-total outstanding dues other than micro and small enterprises		83.50	63.50
Other current liabilities	10	6,96,847.42	6,96,722.35
Total liabilities		6,96,930.92	6,96,785.85
Total Equity and Liabilities		6,94,322.32	6,94,297.19

Summary of significant accounting policies

3

The accompanying notes are an integral part of the financial statements.

As per our report of even date

For Rajeev & Ajay
Firm registration No. 009977N
Chartered Accountants

Rajeev Sabharwal
Partner
Membership No. : 084833



For and on behalf of the Board of Directors of
GIBBON PROPBUILD PRIVATE LIMITED

Lalita Kumar Sahoo
Director
DIN-08396540

Amresh Kumar
Director
DIN-09632668

Place : New Delhi
Date :

26 MAY 2023

GIBBON PROPBUILD PRIVATE LIMITED
STATEMENT OF PROFIT AND LOSS FOR THE YEAR ENDED 31 MARCH 2023
(Amount in rupees hundred, unless otherwise stated)

Particulars	Notes	31 March 2023	31 March 2022
INCOME			
Revenue from operations		-	-
Total Income		-	-
EXPENSES			
Finance costs	11	4.87	6.49
Other expenses	12	115.08	98.20
Total Expenses		119.95	104.69
Profit/(Loss) before tax from continuing operations		(119.95)	(104.69)
Tax expense:			
Current tax		-	-
Profit/(Loss) for the year from continuing operations		(119.95)	(104.69)
Other comprehensive income			
Total other comprehensive income for the year, net of tax		-	-
Total comprehensive income/(loss) for the year, net of tax		(119.95)	(104.69)
Earnings per equity share:			
(1) Basic	13	(1.20)	(1.05)
(2) Diluted		(1.20)	(1.05)
Summary of significant accounting policies	3		

The accompanying notes are an integral part of the financial statements.

As per our report of even date

For Rajeev & Ajay
Firm registration No : (M)9977N
Chartered Accountants

Rajeev Sabharwal
Partner
Membership No. : 084833

For and on behalf of the Board of Directors of
GIBBON PROPBUILD PRIVATE LIMITED

Lalita Kumar Sahoo
Director
DIN-08396540

Amresh Kumar
Director
DIN-09632668

Place : New Delhi
Date :

26 MAY 2023

GIRDER PROPBUILD PRIVATE LIMITED
BALANCE SHEET AS AT 31 MARCH 2023
(Amount in rupees hundred, unless otherwise stated)

	Notes	As at 31 March 2023	As at 31 March 2022
ASSETS			
Current assets			
Inventories	4	72,337.95	72,337.95
Financial assets			
Cash and cash equivalents	5	248.99	-
Total Assets		72,586.94	72,337.95
EQUITY AND LIABILITIES			
Equity			
Equity share capital	6	1,000.00	1,000.00
Other equity	7	(7,266.49)	(7,146.54)
Total equity		(6,266.49)	(6,146.54)
LIABILITIES			
Current liabilities			
Financial liabilities			
Trade payables	8	-	-
-total outstanding dues of micro and small enterprises		-	-
-total outstanding dues other than micro and small enterprises		79.00	59.00
Other financial liabilities	9	-	1,306.14
Other current liabilities	10	78,774.43	77,119.35
Total liabilities		78,853.43	78,484.49
Total Equity and Liabilities		72,586.94	72,337.95

Summary of significant accounting policies

3

The accompanying notes are an integral part of the financial statements.

As per our report of even date

For Rajeev & Aiy
Firm registration No. 009977N
Chartered Accountants

Rajeev Kumarwal
Partner
Membership No. 484833

Place : New Delhi

Date :

26 MAY 2023

For and on behalf of the Board of Directors of
GIRDER PROPBUILD PRIVATE LIMITED

Lalita Kumar Sahoo
Director
DIN-08396540

Amresh Kumar
Director
DIN-09632668

GIRDER PROPBUILD PRIVATE LIMITED
STATEMENT OF PROFIT AND LOSS FOR THE YEAR ENDED 31 MARCH 2023
(Amount in rupees hundred, unless otherwise stated)

Particulars	Notes	31 March 2023	31 March 2022
INCOME			
Other income	11	-	170.50
Total Income		-	170.50
EXPENSES			
Finance costs	12	4.87	6.49
Other expenses	13	115.08	98.20
Total Expenses		119.95	104.69
Profit/(Loss) before tax from continuing operations		(119.95)	65.81
Tax expense:			
Current tax		-	-
Profit/(Loss) for the year from continuing operations		(119.95)	65.81
Other comprehensive income		-	-
Total other comprehensive income for the year, net of tax		-	-
Total comprehensive income/(loss) for the year, net of tax		(119.95)	65.81
Earnings per equity share:	14		
(1) Basic		(1.20)	0.66
(2) Diluted		(1.20)	0.66
Summary of significant accounting policies	3		

The accompanying notes are an integral part of the financial statements.

As per our report of even date

For Rajeev & Ajay
Firm registration No : 009977N
Chartered Accountants

Rajeev Sahni
Partner
Membership No : 084838

For and on behalf of the Board of Directors of
GIRDER PROPBUILD PRIVATE LIMITED

Lalita Kumar Sahoo
Director
DIN-08396540

Amresh Kumar
Director
DIN-09632668

Place : New Delhi
Date :

26 MAY 2023

GLADE PROPBUILD PRIVATE LIMITED
BALANCE SHEET AS AT 31 MARCH 2023
(Amount in rupees hundred, unless otherwise stated)

	Notes	As at 31 March 2023	As at 31 March 2022
ASSETS			
Current assets			
Inventories	4	39,574.64	39,574.64
Financial assets			
Cash and cash equivalents	5	260.73	239.45
Current tax assets (net)	6	-	-
Total Assets		39,835.37	39,814.09
EQUITY AND LIABILITIES			
Equity			
Equity share capital	7	1,000.00	1,000.00
Other equity	8	(3,079.10)	(2,512.17)
Total equity		(2,079.10)	(1,512.17)
LIABILITIES			
Current liabilities			
Financial liabilities			
Trade payables	9	-	-
-total outstanding dues of micro and small enterprises		295.50	275.50
-total outstanding dues other than micro and small			
Other current liabilities	10	41,618.97	41,050.76
Total liabilities		41,914.47	41,326.26
Total equity and liabilities		39,835.37	39,814.09
Summary of significant accounting policies	3		

The accompanying notes are an integral part of the financial statements.

As per our report of even date

For Rajeev & Associates
Firm registration No. 009
Chartered Accountants
NEW DELHI
Rajeev Sahasrwal
Partner
Membership No. 084833

For and on behalf of the Board of Directors of
GLADE PROPBUILD PRIVATE LIMITED


Rabinarayan Jena
Director
DIN-10119121


Rangaswamy Harirajan
Director
DIN-06785533

Place : New Delhi

Date : 26 MAY 2023

GLADE PROPBUILD PRIVATE LIMITED
STATEMENT OF PROFIT AND LOSS FOR THE YEAR ENDED 31 MARCH 2023
(Amount in rupees hundred, unless otherwise stated)

Particulars	Notes	31 March 2023	31 March 2022
INCOME			
Revenue from operations		-	-
Total Income (I)		-	-
EXPENSES			
Finance costs	11	4.87	6.49
Other expenses	12	562.06	311.58
Total Expenses (II)		566.93	318.07
Profit/(Loss) before tax from continuing operations (I-II)		(566.93)	(318.07)
Tax expense:			
Current tax		-	-
Profit/(Loss) for the year from continuing operations		(566.93)	(318.07)
Other comprehensive income			
Total other comprehensive income for the year, net of tax		-	-
Total comprehensive income/(loss) for the year, net of tax		(566.93)	(318.07)
Earnings per equity share:			
(1) Basic	13	(5.67)	(3.18)
(2) Diluted		(5.67)	(3.18)
Summary of significant accounting policies	3		

The accompanying notes are an integral part of the financial statements.

As per our report of even date

For Rajeev & Associates
Firm registration No.: 00996
Chartered Accountants

Rajeev Mahharwal
Partner
Membership No.: 084833

For and on behalf of the Board of Directors of
GLADE PROPBUILD PRIVATE LIMITED

Rabinarayan Jena
Director
DIN-10119121

Rangaswamy Harirajai
Director
DIN-06785533

Place : New Delhi

Date :
26 MAY 2023

GLAZE ESTATES PRIVATE LIMITED
BALANCE SHEET AS AT 31 MARCH 2023
(Amount in rupees hundred, unless otherwise stated)

	Notes	As at 31 March 2023	As at 31 March 2022
ASSETS			
Current assets			
Financial assets			
Cash and cash equivalents	4	519.25	7,375.74
Other current assets	5	6,545.53	-
		7,064.78	7,375.74
Total Assets		7,064.78	7,375.74
EQUITY AND LIABILITIES			
Equity			
Equity share capital	6	10,000.00	10,000.00
Other equity	7	(3,014.22)	(2,889.65)
Total equity		6,985.78	7,110.35
LIABILITIES			
Current liabilities			
Financial liabilities			
Trade payables	8	-	-
-total outstanding dues of micro and small enterprises		79.00	59.00
-total outstanding dues other than micro and small		-	206.39
Other current liabilities	9	-	206.39
Total liabilities		79.00	265.39
Total Equity and Liabilities		7,064.78	7,375.74
Summary of significant accounting policies	3		

The accompanying notes are an integral part of the financial statements.

As per our report of even date

For Rajeev & Ajay
Firm registration No : 0099778
Chartered Accountants

Rajeev Sabharwal
Partner
Membership No. : 084835



For and on behalf of the Board of Directors of
GLAZE ESTATES PRIVATE LIMITED

Lalita Kumar Sahoo
Director
DIN-08396540

Amresh Kumar
Director
DIN-09632668

Place : New Delhi
Date :

26 MAY 2023

GLAZE ESTATES PRIVATE LIMITED
STATEMENT OF PROFIT AND LOSS FOR THE YEAR ENDED 31 MARCH 2023
(Amount in rupees hundred, unless otherwise stated)

Particulars	Notes	31 March 2023	31 March 2022
INCOME			
Revenue from operations		-	-
Total Income		-	-
EXPENSES			
Finance costs	10	6.49	6.49
Other expenses	11	118.08	103.20
Total Expenses		124.57	109.69
Profit/(Loss) before tax from continuing operations		(124.57)	(109.69)
Tax expense:			
Current tax		-	-
Profit/(Loss) for the year from continuing operations		(124.57)	(109.69)
Other comprehensive income			
Total other comprehensive income for the year, net of tax		-	-
Total comprehensive income/(loss) for the year, net of tax		(124.57)	(109.69)
Earnings per equity share:	12		
(1) Basic		(0.12)	(0.11)
(2) Diluted		(0.12)	(0.11)

Summary of significant accounting policies 3

The accompanying notes are an integral part of the financial statements.

As per our report of even date

For Rajeev & Ajay
Firm registration No. : 08990524
Chartered Accountants

Rajeev Sabharwal
Partner
Membership No. : 084833

For and on behalf of the Board of Directors of
GLAZE ESTATES PRIVATE LIMITED

Lalita Kumar Sahoo
Director
DIN-08396540

Amresh Kumar
Director
DIN-09632668

Place : New Delhi

Date :

26 MAY 2023

GLEN PROPBUILD PRIVATE LIMITED
STANDALONE BALANCE SHEET AS AT 31 MARCH 2023
(Amount in rupees hundred, unless otherwise stated)

	Notes	As at 31 March 2023	As at 31 March 2022
ASSETS			
Non-current assets			
Financial assets			
Investments	4	1,56,90,892.76	1,56,90,892.76
		1,56,90,892.76	1,56,90,892.76
Current assets			
Financial assets			
Cash and cash equivalents	5	482.49	238.98
Other financial assets	6	413.00	354.00
Other current assets	7	-	433.13
		895.49	1,026.11
Total Assets		1,56,91,788.25	1,56,91,918.87
EQUITY AND LIABILITIES			
Equity			
Equity share capital	8	43,595.50	43,595.50
Other equity	9	1,56,45,837.63	1,56,48,146.37
Total equity		1,56,89,433.13	1,56,91,741.87
LIABILITIES			
Current liabilities			
Financial liabilities			
Trade payables	10	-	-
-total outstanding dues of micro and small enterprises		-	-
-total outstanding dues other than micro and small		236.00	177.00
Other current liabilities	11	2,119.12	-
Total liabilities		2,355.12	177.00
Total Equity and Liabilities		1,56,91,788.25	1,56,91,918.87

Summary of significant accounting policies

The accompanying notes are an integral part of the financial statements.

As per our report of even date

For Rajeev S. May
Firm registered No. 000977N
Chartered Accountant

Rajeev Saharwal
Partner
Membership No. : 084833

For and on behalf of the Board of Directors of
GLEN PROPBUILD PRIVATE LIMITED

Pankaj Kishore Chaturvedi
Director
Din-07119298

Lalita Kumar Sahor
Director
DIN-08396540

Place : New Delhi

Date :

26 MAY 2023

GLEN PROPBUILD PRIVATE LIMITED
STANDALONE STATEMENT OF PROFIT AND LOSS FOR THE YEAR ENDED 31 MARCH 2023
(Amount in rupees hundred, unless otherwise stated)

Particulars	Notes	31 March 2023	31 March 2022
INCOME			
Other income	12	34.88	-
Total Income (I)		34.88	-
EXPENSES			
Finance costs	13	6.49	6.49
Other expenses	14	2,337.13	79.48
Total Expenses (II)		2,343.62	85.97
Profit/(Loss) before tax from continuing operations (I-II)		(2,308.74)	(85.97)
Tax expense:			
Current Tax		-	-
Profit/(Loss) for the year from continuing operations		(2,308.74)	(85.97)
Other Comprehensive Income		-	-
Total other comprehensive income for the year, net of tax		-	-
Total comprehensive income/(loss) for the year, net of tax		(2,308.74)	(85.97)
Earnings per equity share (computed on the basis of profit/(loss) for the year):	15		
(1) Basic		(0.50)	(0.02)
(2) Diluted		(0.50)	(0.02)

Summary of significant accounting policies 3

The accompanying notes are an integral part of the financial statements.

As per our report of even date

For Rajeev & Ajay
Firm registration No. 9977N
Chartered Accountants

Rajeev Subbarwal
Partner
Membership No. 164233



For and on behalf of the Board of Directors of
GLEN PROPBUILD PRIVATE LIMITED

Pankaj Kishore Chaturvedi
Director
Din-07119298

Lalita Kumar Sahoo
Director
DIN-08396540

Place : New Delhi

Date :

26 MAY 2023

GLITZ PROPBUILD PRIVATE LIMITED
BALANCE SHEET AS AT 31 MARCH 2023
(Amount in rupees hundred, unless otherwise stated)

	Notes	As at 31 March 2023	As at 31 March 2022
ASSETS			
Current assets			
Inventories	4	7,71,696.22	7,71,696.22
Financial assets			
Cash and cash equivalents	5	260.25	286.74
Other financial assets	6	3,13,567.47	3,13,567.47
Total Assets		10,85,523.94	10,85,550.43
EQUITY AND LIABILITIES			
Equity			
Equity share capital	7	1,000.00	1,000.00
Other equity	8	(3,581.90)	(3,436.74)
Total equity		(2,581.90)	(2,436.74)
LIABILITIES			
Current liabilities			
Financial liabilities			
Trade payables	9	79.00	59.00
-total outstanding dues of micro and small enterprises			
-total outstanding dues other than micro and small enterprises			
Other current liabilities	10	10,88,026.84	10,87,928.17
Total liabilities		10,88,105.84	10,87,987.17
Total equity and liabilities		10,85,523.94	10,85,550.43

Summary of significant accounting policies

3

The accompanying notes are an integral part of the financial statements.

As per our report of even date

For Rajeev & Ajay
Firm registration No. 009977N
Chartered Accountants

Rajeev Subbarwal
Partner
Membership No. 0084833

For and on behalf of the Board of Directors of
GLITZ PROPBUILD PRIVATE LIMITED

Bhupinder Rajjaswant Singh
Director
DIN-06583432

Anand Kumar
Director
DIN-09632668

Place : New Delhi

Date :

26 MAY 2023

GLITZ PROPBUILD PRIVATE LIMITED
STATEMENT OF PROFIT AND LOSS FOR THE YEAR ENDED 31 MARCH 2023
(Amount in rupees hundred, unless otherwise stated)

Particulars	Notes	31 March 2023	31 March 2022
INCOME			
Revenue from operations		-	-
Total Income (I)		-	-
EXPENSES			
Finance costs	11	6.49	6.49
Other expenses	12	138.68	95.08
Total Expenses (II)		145.17	101.57
(Loss) before tax from continuing operations (I-II)		(145.17)	(101.57)
Tax expense:			
Current tax		-	-
(Loss) for the year from continuing operations		(145.17)	(101.57)
Other comprehensive income		-	-
Total other comprehensive income for the year, net of tax		-	-
Total comprehensive (loss) for the year, net of tax		(145.17)	(101.57)
Earnings per equity share:			
(1) Basic	13	(1.45)	(1.02)
(2) Diluted		(1.45)	(1.02)

Summary of significant accounting policies

3

The accompanying notes are an integral part of the financial statements.

As per our report of even date

For Rajeev & Associates
Firm registration No. 009477M
Chartered Accountants

Rajeev Sabharwal
Partner
Membership No. 064653

For and on behalf of the Board of Directors of
GLITZ PROPBUILD PRIVATE LIMITED

Bhupinder Rajjaswant Singh
Director
DIN-06583432

Amresh Kumar
Director
DIN-09632668

Place : New Delhi

Date :

26 MAY 2023

GLOBULE PROPBUILD PRIVATE LIMITED
BALANCE SHEET AS AT 31 MARCH 2023
(Amount in rupees hundred, unless otherwise stated)

	Notes	As at 31 March 2023	As at 31 March 2022
ASSETS			
Current assets			
Inventories	4	3,28,323.58	5,52,877.81
Financial assets			
Cash and cash equivalents	5	254.83	229.70
Other financial assets	6	3,338.62	3,338.62
Current tax assets (net)	7	56.69	0.04
Total Assets		3,31,973.72	5,56,446.17
EQUITY AND LIABILITIES			
Equity			
Equity share capital	8	1,000.00	1,000.00
Other equity	9	(1,331.08)	(3,199.56)
Total equity		(331.08)	(2,199.56)
LIABILITIES			
Current liabilities			
Financial liabilities			
Trade payables	10	-	-
-total outstanding dues of micro and small enterprises		-	-
-total outstanding dues other than micro and small enterprises		79.00	59.00
Other current liabilities	11	3,32,225.79	5,58,586.73
Total liabilities		3,32,304.79	5,58,645.73
Total Equity and Liabilities		3,31,973.72	5,56,446.17

Summary of significant accounting policies

The accompanying notes are an integral part of the financial statements.

As per our report of even date

For Rajeev & Ajay
Firm registered No: 09977N
Chartered Accountants

Rajeev Saharwal
Partner
Membership No: 4833

For and on behalf of the Board of Directors of
GLOBULE PROPBUILD PRIVATE LIMITED

Rabinarayan Jena
Director
DIN-10119121

Lalita Kumar Sahoo
Director
DIN-08396540

Place : New Delhi

Date :

26 MAY 2023

GLOBULE PROPBUILD PRIVATE LIMITED
STATEMENT OF PROFIT AND LOSS FOR THE YEAR ENDED 31 MARCH 2023
(Amount in rupees hundred, unless otherwise stated)

Particulars	Notes	31 March 2023	31 March 2022
INCOME			
Revenue from operations	12	2,245.54	-
Total Income (I)		2,245.54	-
EXPENSES			
Finance costs	13	4.87	6.49
Other expenses	14	108.84	98.20
Total Expenses (II)		113.71	104.69
Profit/(Loss) before tax from continuing operations (I-II)		2,131.83	(104.69)
Tax expense:			
Current tax		263.35	-
Profit/(Loss) for the year from continuing operations		1,868.48	(104.69)
Other comprehensive income		-	-
Total other comprehensive income for the year, net of tax		-	-
Total comprehensive (loss) for the year, net of tax		1,868.48	(104.69)
Earnings per equity share:	15		
(1) Basic		18.68	(1.05)
(2) Diluted		18.68	(1.05)
Summary of significant accounting policies	3		

The accompanying notes are an integral part of the financial statements.

As per our report of even date

For Rajeev & Ajay

Firm registration No. 3074977N
Chartered Accountants

Rajeev Sahrawat
Partner
Membership No.



For and on behalf of the Board of Directors of
GLOBULE PROPBUILD PRIVATE LIMITED


Rabinarayan Jena
Director
DIN-10119121


Lalita Kumar Sahoo
Director
DIN-08396540

Place : New Delhi
Date :

26 MAY 2023

GLOSS PROPBUILD PRIVATE LIMITED
BALANCE SHEET AS AT 31 MARCH 2023
(Amount in rupees hundred, unless otherwise stated)

	Notes	As at 31 March 2023	As at 31 March 2022
ASSETS			
Current assets			
Inventories			
Financial assets	4	4,91,377.11	4,87,613.47
Cash and cash equivalents	5	243.13	209.61
Other financial assets	6	3,880.14	3,880.14
Total Assets		4,95,500.38	4,91,703.22
EQUITY AND LIABILITIES			
Equity			
Equity share capital	7	1,000.00	1,000.00
Other equity	8	(6,039.46)	(3,791.33)
Total equity		(5,039.46)	(2,791.33)
LIABILITIES			
Current liabilities			
Financial liabilities			
Trade payables	9		
-total outstanding dues of micro and small enterprises			
-total outstanding dues other than micro and small enterprises		1,069.00	59.00
Other current liabilities	10	4,99,470.84	4,94,435.55
Total liabilities		5,00,539.84	4,94,494.55
Total Equity and Liabilities		4,95,500.38	4,91,703.22

Summary of significant accounting policies

The accompanying notes are an integral part of the financial statements.

As per our report of even date

For Rajeev & Ajay
Firm registered No. 009077N
Chartered Accountants
NEW DELHI
Rajeev Subharwal
Partner
Membership No. 1801

For and on behalf of the Board of Directors of
GLOSS PROPBUILD PRIVATE LIMITED

Praveen Kumar Madan Lalita Kumar Sahoo
Director Director
DIN-08595762 DIN-08396540

Place : New Delhi
Date :

26 MAY 2023

GLOSS PROPBUILD PRIVATE LIMITED
STATEMENT OF PROFIT AND LOSS FOR THE YEAR ENDED 31 MARCH 2023
(Amount in rupees hundred, unless otherwise stated)

Particulars	Notes	31 March 2023	31 March 2022
INCOME			
Revenue from operations			
Total Income (I)	11	70.31	-
		70.31	-
EXPENSES			
Finance costs	12	6.48	6.49
Other expenses	13	2,311.96	95.08
Total Expenses (II)		2,318.44	101.57
Profit/(Loss) before tax from continuing operations (I-II)		(2,248.13)	(101.57)
Tax expense:			
Current tax		-	-
Profit/(Loss) for the year from continuing operations		(2,248.13)	(101.57)
Other comprehensive income		-	-
Total other comprehensive income for the year, net of tax		-	-
Total comprehensive income/(loss) for the year, net of tax		(2,248.13)	(101.57)
Earnings per equity share:			
(1) Basic	14	(22.48)	(1.02)
(2) Diluted		(22.48)	(1.02)
Summary of significant accounting policies	3		

The accompanying notes are an integral part of the financial statements.

As per our report of even date

For Rajeev & Aishu
Firm registered No. 77N
Chartered Accountants

Rajeev Bhatnagar
Partner
Member No. 100000



For and on behalf of the Board of Directors of
GLOSS PROPBUILD PRIVATE LIMITED

Praveen Kumar Madan
Director
DIN-08595762

Lalita Kumar Sahoo
Director
DIN-08396540

Place : New Delhi
Date :

26 MAY 2023

GLOVE PROPBUILD PRIVATE LIMITED
BALANCE SHEET AS AT 31 MARCH 2023
(Amount in rupees hundred, unless otherwise stated)

ASSETS

Current assets

Inventories

Financial assets

Cash and cash equivalents

Total Assets

EQUITY AND LIABILITIES

Equity

Equity share capital

Other equity

Total equity

LIABILITIES

Current liabilities

Financial liabilities

Trade payables

-total outstanding dues of micro and small enterprises

-total outstanding dues other than micro and small enterprises

Other current liabilities

Total liabilities

Total Equity and Liabilities

Summary of significant accounting policies

The accompanying notes are an integral part of the financial statements.

As per our report of even date

For Rajeev

Firm registered with

Chartered Accountants

Rajeev

Partner

Membership



Place : New Delhi

Date :

26 MAY 2023

Notes	As at 31 March 2023	As at 31 March 2022
4	6,33,831.70	6,33,831.70
5	249.84	236.33
	<u>6,34,081.54</u>	<u>6,34,068.03</u>
6	1,000.00	1,000.00
7	(3,165.81)	(3,044.24)
	<u>(2,165.81)</u>	<u>(2,044.24)</u>
8	79.00	59.00
9	<u>6,36,168.35</u>	<u>6,36,053.27</u>
	<u>6,36,247.35</u>	<u>6,36,112.27</u>
	<u>6,34,081.54</u>	<u>6,34,068.03</u>
3		

For and on behalf of the Board of Directors of
GLOVE PROPBUILD PRIVATE LIMITED

Bhupinder Rajjaswant
Director
DIN-06583432

Krishna Kant Vimal
Director
DIN-09748125

GLOVE PROPBUILD PRIVATE LIMITED
STATEMENT OF PROFIT AND LOSS FOR THE YEAR ENDED 31 MARCH 2023
(Amount in rupees hundred, unless otherwise stated)

Particulars	Notes	31 March 2023	31 March 2022
INCOME			
Revenue From Operations		-	-
Total Income (I)		-	-
EXPENSES			
Finance costs			
Other expenses	10	6.49	6.49
Total Expenses (II)	11	115.08	95.08
		121.57	101.57
(Loss) before tax from continuing operations (I-II)		(121.57)	(101.57)
Tax expense:			
Current tax		-	-
(Loss) for the year from continuing operations		(121.57)	(101.57)
Other comprehensive income		-	-
Total other comprehensive income/(loss) for the year, net of tax		-	-
Total comprehensive (loss) for the year, net of tax		(121.57)	(101.57)
Earnings per equity share:			
(1) Basic	12	(1.22)	(1.02)
(2) Diluted		(1.22)	(1.02)
Summary of significant accounting policies	3		

The accompanying notes are an integral part of the financial statements.

As per our report of even date

For Rajesh Kumar
Firm registered with the
Chartered Accountants
NEW DELHI
Rajesh Kumar
Partner
Membership No. 104833

For and on behalf of the Board of Directors of
GLOVE PROPBUILD PRIVATE LIMITED

Bhupinder Rajjaswant Singh
Director
DIN-06583432

Krishna Kant Vimal
Director
DIN-09748125

Place : New Delhi
Date :

26 MAY 2023

GODAWARI BUILDWELL PRIVATE LIMITED
BALANCE SHEET AS AT 31 MARCH 2023
(Amount in rupees hundred, unless otherwise stated)

ASSETS:

Current assets

- Inventories
- Financial assets
- Cash and cash equivalents
- Other current assets

Total assets

EQUITY AND LIABILITIES

Equity

- Equity share capital
- Other equity
- Total equity**

LIABILITIES

Current liabilities

- Financial liabilities
- Trade payables
- total outstanding dues of micro and small enterprises
- total outstanding dues other than micro and small enterprises
- Other current liabilities
- Total liabilities**

Total equity and liabilities

Summary of significant accounting policies

The accompanying notes are an integral part of the financial statements.

As per our report of even date

For Rajeev & Ajay
Firm registered No: 3010077N
Chartered Accountants

Rajeev Saharwal
Partner
Membership No: 7984133

Place : New Delhi

Date :

26 MAY 2023

Notes	As at 31 March 2023	As at 31 March 2022
4	71,69,169.77	71,62,246.15
5	519.47	280.90
6	-	-
	71,69,689.24	71,62,527.05
7	1,000.00	1,000.00
8	(1,52,189.57)	(1,52,056.89)
	(1,51,189.57)	(1,51,056.89)
9	-	-
	79.00	59.00
10	73,20,799.81	73,13,524.94
	73,20,878.81	73,13,583.94
	71,69,689.24	71,62,527.05
3		

For and on behalf of the Board of Directors of
GODAWARI BUILDWELL PRIVATE LIMITED

Vivek Singh
Director
DIN-03466754

Sachin Poonia
Director
DIN-09355915

GODAWARI BUILDWELL PRIVATE LIMITED
STATEMENT OF PROFIT AND LOSS FOR THE YEAR ENDED 31 MARCH 2023
(Amount in rupees hundred, unless otherwise stated)

Particulars	Notes	31 March 2023	31 March 2022
INCOME			
Revenue from operations		-	-
Total Income		-	-
EXPENSES			
Finance costs			
Other expenses	11	6.48	6.49
Total Expenses	12	126.20	107.56
		132.68	114.05
(Loss) before tax from continuing operations		(132.68)	(114.05)
Tax expense:			
Current tax		-	-
(Loss) for the year from continuing operations		(132.68)	(114.05)
Other comprehensive income		-	-
Total other comprehensive income/(loss) for the year, net of tax		-	-
Total comprehensive income/(loss) for the year, net of tax		(132.68)	(114.05)
Earnings per equity share	13		
(1) Basic		(1.33)	(1.14)
(2) Diluted		(1.33)	(1.14)
Summary of significant accounting policies	3		

The accompanying notes are an integral part of the financial statements.

As per our report of even date

For Rajeev & Ajay
Firm registration No : 009077N
Chartered Accountants

Rajeev Sahharwal
Partner
Membership No. : 084513

Place : New Delhi
Date :

26 MAY 2023

For and on behalf of the Board of Directors of
GODAWARI BUILDWELL PRIVATE LIMITED

Vivek Singh
Director
DIN-034667

Sachin Poonia
Director
DIN-09355915

GOLLIWOG PROPBUILD PRIVATE LIMITED
BALANCE SHEET AS AT 31 MARCH 2023
(Amount in rupees hundred, unless otherwise stated)

ASSETS

Current assets

- Inventories
- Financial assets
- Cash and cash equivalents
- Other financial assets

Total Assets

EQUITY AND LIABILITIES

Equity

- Equity share capital
- Other equity
- Total equity

LIABILITIES

Current liabilities

- Financial liabilities
- Trade payables
- total outstanding dues of micro and small enterprises
- total outstanding dues other than micro and small enterprises
- Other current liabilities
- Total liabilities

Total Equity and Liabilities

Summary of significant accounting policies

The accompanying notes are an integral part of the financial statements.

As per our report of even date

For Rajeev & Ajay

Firm registration No. 00991778

Chartered Accountants

Rajeev Sahharwal

Partner

Membership No. : 084833

Place : New Delhi

Date : 26 May 2023

Notes	As at 31 March 2023	As at 31 March 2022
4	4,48,095.55	4,48,095.55
5	265.06	219.60
6	57,318.85	57,318.85
	<u>5,05,679.46</u>	<u>5,05,634.00</u>
7	1,000.00	1,000.00
8	(3,657.42)	(3,118.92)
	<u>(2,657.42)</u>	<u>(2,118.92)</u>
9	-	-
10	79.00	59.00
	<u>5,08,257.89</u>	<u>5,07,693.93</u>
	<u>5,08,336.89</u>	<u>5,07,752.93</u>
	<u>5,05,679.46</u>	<u>5,05,634.00</u>
3		

For and on behalf of the Board of Directors of
GOLLIWOG PROPBUILD PRIVATE LIMITED

Shagun Kapoor
Shagun Kapoor
Director
DIN-09074181

Krishna Kant Vimal
Krishna Kant Vimal
Director
DIN-09748125

GOLLIWOG PROPBUILD PRIVATE LIMITED
STATEMENT OF PROFIT AND LOSS FOR THE YEAR ENDED 31 MARCH 2023
(Amount in rupees hundred, unless otherwise stated)

Particulars	Notes	31 March 2023	31 March 2022
INCOME			
Revenue from operations		-	-
Total Income		-	-
EXPENSES			
Finance costs	11	6.54	6.49
Other expenses	12	531.96	101.32
Total Expenses		538.50	107.81
(Loss) before tax from continuing operations		(538.50)	(107.81)
Tax expense:			
Current tax		-	-
(Loss) for the year from continuing operations		(538.50)	(107.81)
Other comprehensive income		-	-
Total other comprehensive income for the year, net of tax		-	-
Total comprehensive (loss) for the year, net of tax		(538.50)	(107.81)
Earnings per equity share:	13		
(1) Basic		(5.39)	(1.08)
(2) Diluted		(5.39)	(1.08)
Summary of significant accounting policies	3		

The accompanying notes are an integral part of the financial statements.

As per our report of even date

For Rajeev & Ajay

Firm registration No : 09977N
Chartered Accountants

Rajeev Sahharwal
Partner

Membership No. : 084833



For and on behalf of the Board of Directors of

GOLLIWOG PROPBUILD PRIVATE LIMITED

Singun Kapoor
Singun Kapoor
Director
DIN-09074181

Krishna Kant Vimal
Krishna Kant Vimal
Director
DIN-09748125

Place : New Delhi
Date : 26 May 2023

GRACIOUS TECHNOBUILD PRIVATE LIMITED
BALANCE SHEET AS AT 31 MARCH 2023
(Amount in rupees hundred, unless otherwise stated)

ASSETS

Current assets

Inventories
Financial assets
Cash and cash equivalents
Current tax assets (net)
Total Assets

Notes	As at 31 March 2023	As at 31 March 2022
4	8,69,242.61	8,67,517.04
5	255.61	241.42
6	8,69,498.22	8,67,758.46

EQUITY AND LIABILITIES

Equity

Equity share capital
Other equity
Total equity

7	1,000.00	1,000.00
8	(11,359.32)	(11,218.89)
	(10,359.32)	(10,218.89)

LIABILITIES

Current liabilities

Financial liabilities

Trade payables

-total outstanding dues of micro and small enterprises
-total outstanding dues other than micro and small enterprises

Other Current liabilities

Total liabilities

9	79.00	59.00
10	8,79,778.54	8,77,918.36
	8,79,857.54	8,77,977.36
	8,69,498.22	8,67,758.46

Total Equity and Liabilities

Summary of significant accounting policies

The accompanying notes are an integral part of the financial statements.

As per our report of even date

For Rajeev & Ajay

Firm registration No. : 009977N

Chartered Accountants

Ajay Sachdeva

Partner

Membership No. : 084302

Place: New Delhi

Date :

26 MAY 2023

For and on behalf of the Board of Directors of
GRACIOUS TECHNOBUILD PRIVATE LIMITED

Narendra Singh Patwal
Director
DIN-08129131

Krishna Kant Vimal
Director
DIN-09748125

GRACIOUS TECHNOBUILD PRIVATE LIMITED
STATEMENT OF PROFIT AND LOSS FOR THE YEAR ENDED 31 MARCH 2023
(Amount in rupees hundred, unless otherwise stated)

Particulars	Notes	31 March 2023	31 March 2022
INCOME			
Revenue from operations		-	-
Total Income (I)		-	-
EXPENSES			
Finance costs		-	-
Other expenses		-	-
Total Expenses (II)		-	-
Profit/(Loss) before tax from continuing operations (I-II)		-	-
Tax expense:			
Current tax		-	-
Profit/(Loss) for the year from continuing operations		(140.43)	(104.69)
Other comprehensive income		-	-
Total other comprehensive income for the year, net of tax		-	-
Total comprehensive (loss) for the year, net of tax		(140.43)	(104.69)
Earnings per equity share:			
(1) Basic	11	4.87	6.49
(2) Diluted	12	135.56	98.20
		140.43	104.69
		(140.43)	(104.69)
Summary of significant accounting policies	13	(1.40)	(1.05)
		(1.40)	(1.05)
	3		

The accompanying notes are an integral part of the financial statements.

As per our report of even date

For Rajeev & Ajay
Firm registration No. 1111111111
Chartered Accountants

Ajay Sachdeva
Partner
Membership No. : 084302



For and on behalf of the Board of Directors of
GRACIOUS TECHNOBUILD PRIVATE LIMITED

Narendra Singh Patwal
Director
DIN-08129131

Krishna Kant Vimal
Director
DIN-09748125

Place : New Delhi
Date :

26 MAY 2023

GRADIENT DEVELOPERS PRIVATE LIMITED
BALANCE SHEET AS AT 31 MARCH 2023
(Amount in rupees hundred, unless otherwise stated)

	Notes	As at 31 March 2023	As at 31 March 2022
ASSETS			
Current assets			
Financial assets			
Cash and cash equivalents	4	251.57	258.06
Other current assets	5	183.61	183.61
Total Assets		435.18	441.66
EQUITY AND LIABILITIES			
Equity			
Equity share capital	6	1,000.00	1,000.00
Other equity	7	(5,995.11)	(5,876.67)
Total equity		(4,995.11)	(4,876.67)
LIABILITIES			
Current liabilities			
Financial liabilities			
Trade payables	8	-	-
-total outstanding dues of micro and small enterprises		-	-
-total outstanding dues other than micro and small enterprises		79.00	59.00
Other current liabilities	9	5,351.29	5,259.33
Total liabilities		5,430.29	5,318.33
Total Equity and Liabilities		435.18	441.66
Summary of significant accounting policies	3		

The accompanying notes are an integral part of the financial statements.

As per our report of even date

For Rajeev & Ajay
Firm registration No : 009977N
Chartered Accountants

Ajay Kumar Sachdeva
Partner
Membership No. : 084302

For and on behalf of the Board of Directors of
GRADIENT DEVELOPERS PRIVATE LIMITED

Ramesh Khulbe
Director
DIN-07109071

Jahangir Ashraf
Director
DIN-08587748

Place : New Delhi
Date :

26 MAY 2023

GRADIENT DEVELOPERS PRIVATE LIMITED
STATEMENT OF PROFIT AND LOSS FOR THE YEAR ENDED 31 MARCH 2023
(Amount in rupees hundred, unless otherwise stated)

Particulars	Notes	31 March 2023	31 March 2022
INCOME			
Revenue from operations		-	-
Total Income (I)		-	-
EXPENSES			
Finance costs	10	6.48	6.49
Other expenses	11	111.96	98.20
Total Expenses (II)		118.44	104.69
Profit/(Loss) before tax from continuing operations (I-II)		(118.44)	(104.69)
Tax expense:			
Current tax		-	-
Profit/(Loss) for the year from continuing operations		(118.44)	(104.69)
Other comprehensive income		-	-
Total other comprehensive income for the year, net of tax		-	-
Total comprehensive (loss) for the year, net of tax		(118.44)	(104.69)
Earnings per equity share:	12		
(1) Basic		(1.18)	(1.05)
(2) Diluted		(1.18)	(1.05)

Summary of significant accounting policies 3

The accompanying notes are an integral part of the financial statements.

As per our report of even date

For Rajeev & Ajay
Firm registration No : 009977N
Chartered Accountants

Ajay Kumar Sachdeva
Partner
Membership No. : 084302

For and on behalf of the Board of Directors of
GRADIENT DEVELOPERS PRIVATE LIMITED

Ramesh Khulbe
Director
DIN-07109071

Jahangir Ashraf
Director
DIN-08587748

Place : New Delhi
Date :

26 MAY 2023

GRAIL PROPBUILD PRIVATE LIMITED
BALANCE SHEET AS AT 31 MARCH 2023
(Amount in rupees hundred, unless otherwise stated)

	Notes	As at 31 March 2023	As at 31 March 2022
ASSETS			
Current assets			
Inventories	4	3,08,698.73	3,08,698.73
Financial assets			
Cash and cash equivalents	5	260.37	206.55
Total Assets		3,08,959.10	3,08,905.28
EQUITY AND LIABILITIES			
Equity			
Equity share capital	6	1,000.00	1,000.00
Other equity	7	(2,991.85)	(2,205.71)
Total equity		(1,991.85)	(1,205.71)
LIABILITIES			
Current liabilities			
Financial liabilities			
Trade payables	8	-	-
-total outstanding dues of micro and small enterprises			
-total outstanding dues other than micro and small enterprises		79.00	59.00
Other current liabilities	9	3,10,871.95	3,10,051.99
Total liabilities		3,10,950.95	3,10,110.99
Total Equity and Liabilities		3,08,959.10	3,08,905.28

Summary of significant accounting policies

3

The accompanying notes are an integral part of the financial statements.

As per our report of even date

For Rajeev & Ajay

Firm registration No : 00997728

Chartered Accountants

Rajeev Sabharyal

Partner

Membership No. : 084833



For and on behalf of the Board of Directors of
GRAIL PROPBUILD PRIVATE LIMITED

Shagun Kapoor

Director

DIN-09074181

Krishna Kant Vimal

Director

DIN-09748125

Place : New Delhi

Date :

26 MAY 2023

GRAIL PROPBUILD PRIVATE LIMITED
STATEMENT OF PROFIT AND LOSS FOR THE YEAR ENDED 31 MARCH 2023
(Amount in rupees hundred, unless otherwise stated)

Particulars	Notes	31 March 2023	31 March 2022
INCOME			
Revenue from operations		-	-
Total Income		-	-
EXPENSES			
Finance costs	10	6.58	6.49
Other expenses	11	779.56	101.32
Total Expenses		786.14	107.81
Profit/(Loss) before tax from continuing operations		(786.14)	(107.81)
Tax expense:			
Current tax		-	-
Profit/(Loss) for the year from continuing operations		(786.14)	(107.81)
Other comprehensive income		-	-
Total other comprehensive income for the year, net of tax		-	-
Total comprehensive income/(loss) for the year, net of tax		(786.14)	(107.81)
Earnings per equity share:	12		
(1) Basic		(7.86)	(1.08)
(2) Diluted		(7.86)	(1.08)

Summary of significant accounting policies

3

The accompanying notes are an integral part of the financial statements.

As per our report of even date

For Rajeev & Ajay
Firm registration No : 009977N
Chartered Accountants

Rajeev Sabharwal
Partner
Membership No. : 084833



For and on behalf of the Board of Directors of
GRAIL PROPBUILD PRIVATE LIMITED

Shagun Kapoor
Director
DIN-09074181

Krishna Kant Vimal
Director
DIN-09748125

Place : New Delhi
Date :

26 MAY 2023

GRAMPUS PROPBUILD PRIVATE LIMITED
BALANCE SHEET AS AT 31 MARCH 2023
(Amount in rupees hundred, unless otherwise stated)

ASSETS

Current assets

Inventories

Financial assets

Cash and cash equivalents

Other financial assets

Total Assets

EQUITY AND LIABILITIES

Equity

Equity share capital

Other equity

Total equity

LIABILITIES

Current liabilities

Financial liabilities

Trade payables

-total outstanding dues of micro and small enterprises

-total outstanding dues other than micro and small enterprises

Other current liabilities

Total liabilities

Total Equity and Liabilities

Summary of significant accounting policies

The accompanying notes are an integral part of the financial statements.

As per our report of even date

For Rajeev & Ajay
Firm registration No. 009977N
Chartered Accountants

Ajay Kumar Sachdev
Partner
Membership No. : 084302

Place : New Delhi

Date :

26 MAY 2023

Notes	As at 31 March 2023	As at 31 March 2022
4	1,36,297.51	1,36,297.51
5	256.23	242.72
6	2,933.18	2,933.18
	1,39,486.92	1,39,473.41
7	1,000.00	1,000.00
8	(3,255.82)	(3,113.77)
	(2,255.82)	(2,113.77)
9	-	-
10	79.00	59.00
	1,41,663.74	1,41,528.18
	1,41,742.74	1,41,587.18
	1,39,486.92	1,39,473.41

3

For and on behalf of the Board of Directors of
GRAMPUS PROPBUILD PRIVATE LIMITED

Krishna Kant Vimal
Director
DIN-09748125

Kamal Malik
Director
DIN-08129137

GRAMPUS PROPBUILD PRIVATE LIMITED
STATEMENT OF PROFIT AND LOSS FOR THE YEAR ENDED 31 MARCH 2023
(Amount in rupees hundred, unless otherwise stated)

Particulars	Notes	31 March 2023	31 March 2022
INCOME			
Revenue from operations		-	-
Total Income (I)		-	-
EXPENSES			
Finance costs	11	6.49	6.49
Other expenses	12	135.56	95.08
Total Expenses (II)		142.05	101.57
Profit/(Loss) before tax from continuing operations (I-II)		(142.05)	(101.57)
Tax expense:			
Current tax		-	-
Profit/(Loss) for the year from continuing operations		(142.05)	(101.57)
Other comprehensive income			
Total other comprehensive income for the year, net of tax		-	-
Total comprehensive income/(loss) for the year, net of tax		(142.05)	(101.57)
Earnings per equity share:			
(1) Basic	13	(1.42)	(1.02)
(2) Diluted		(1.42)	(1.02)
Summary of significant accounting policies	3		

The accompanying notes are an integral part of the financial statements.

As per our report of even date

For Rajeev & Ajay
Firm registration No : 000000
Chartered Accountants

Ajay Kumar Sachdev
Partner
Membership No. : 084500



For and on behalf of the Board of Directors of
GRAMPUS PROPBUILD PRIVATE LIMITED

Krishna Kant Vimal
Director
DIN-09748125

Kamal Malik
Director
DIN-08129137

Place : New Delhi
Date :

26 MAY 2023

GRANAR PROPBUILD PRIVATE LIMITED
BALANCE SHEET AS AT 31 MARCH 2023
(Amount in rupees hundred, unless otherwise stated)

	Notes	As at 31 March 2023	As at 31 March 2022
ASSETS			
Current assets			
Inventories	4	10,20,778.47	10,20,542.47
Financial assets			
Cash and cash equivalents	5	651.91	260.50
Other financial assets	6	1,72,668.75	1,72,668.75
Current tax assets (net)	7	1,348.84	61.79
Total Assets		11,95,447.97	11,93,533.51
EQUITY AND LIABILITIES			
Equity			
Equity share capital	8	1,000.00	1,000.00
Other equity	9	(3,522.88)	(3,356.59)
Total equity		(2,522.88)	(2,356.59)
LIABILITIES			
Current liabilities			
Financial liabilities			
Trade payables	10	-	-
-total outstanding dues of micro and small enterprises			
-total outstanding dues other than micro and small enterprises		79.00	59.00
Other current liabilities	11	11,97,891.85	11,95,831.10
Total liabilities		11,97,970.85	11,95,890.10
Total Equity and Liabilities		11,95,447.97	11,93,533.51

Summary of significant accounting policies

3

The accompanying notes are an integral part of the financial statements.

As per our report of even date

For Rajeev & Ajay
Firm registration No : 009977N
Chartered Accountants

Ajay Kumar Sachdeva
Partner
Membership No : 084302

For and on behalf of the Board of Directors of
GRANAR PROPBUILD PRIVATE LIMITED

Narendra Singh Patwal
Director
DIN-08129131

Kamal Malik
Director
DIN-08129137

Place : New Delhi

Date :

26 MAY 2023

GRANAR PROPBUILD PRIVATE LIMITED
STATEMENT OF PROFIT AND LOSS FOR THE YEAR ENDED 31 MARCH 2023
(Amount in rupees hundred, unless otherwise stated)

Particulars	Notes	31 March 2023	31 March 2022
INCOME			
Other income	12	13,488.06	963.30
Total Income (I)		13,488.06	963.30
EXPENSES			
Finance costs	13	54.33	6.49
Other expenses	14	13,600.02	98.20
Total Expenses (II)		13,654.34	104.69
Profit/(Loss) before tax from continuing operations (I-II)		(166.29)	858.61
Tax expense:			
Current Tax		-	216.10
Profit/(Loss) for the year from continuing operations		(166.29)	642.51
Other Comprehensive Income		-	-
Total other comprehensive income for the year, net of tax		-	-
Total comprehensive income/(loss) for the year, net of tax		(166.29)	642.51
Earnings per equity share (computed on the basis of profit/(loss) for the year):	15		
(1) Basic		(1.66)	6.43
(2) Diluted		(1.66)	6.43
Summary of significant accounting policies	3		

The accompanying notes are an integral part of the financial statements.

As per our report of even date

For Rajeev & Ajay
Firm registration No : 009977N
Chartered Accountants

Ajay Kumar Sachdeva
Partner
Membership No. : 084302

For and on behalf of the Board of Directors of
GRANAR PROPBUILD PRIVATE LIMITED

Narendra Singh Patwal
Director
DIN-08129131

Kamal Malik
Director
DIN-08129137

Place : New Delhi

Date :

26 MAY 2023

GRANGE PROPBUILD PRIVATE LIMITED
BALANCE SHEET AS AT 31 MARCH 2023
(Amount in rupees hundred, unless otherwise stated)

	Notes	As at 31 March 2023	As at 31 March 2022
ASSETS			
Current assets			
Inventories	4	2,81,301.23	2,81,301.23
Financial assets			
Cash and cash equivalents	5	501.29	214.54
Other financial assets	6	2,56,187.75	2,56,187.75
Total Assets		5,37,990.27	5,37,703.52
EQUITY AND LIABILITIES			
Equity			
Equity share capital	7	1,000.00	1,000.00
Other equity	8	(3,196.71)	(3,057.90)
Total equity		(2,196.71)	(2,057.90)
LIABILITIES			
Current liabilities			
Financial liabilities			
Trade payables	9	-	-
-total outstanding dues of micro and small enterprises			
-total outstanding dues other than micro and small enterprises		79.00	59.00
Other current liabilities	10	5,40,107.69	5,39,702.12
Current tax liabilities (net)	11	0.30	0.30
Total liabilities		5,40,186.99	5,39,761.42
Total Equity and Liabilities		5,37,990.28	5,37,703.52
Summary of significant accounting policies	3		

The accompanying notes are an integral part of the financial statements.

As per our report of even date

For Rajeev & Ajay

Firm registration No. 1001278
Chartered Accountants

Ajay Kumar Sachdev
Partner
Membership No. : 084307



For and on behalf of the Board of Directors of
GRANGE PROPBUILD PRIVATE LIMITED

Tanuj Kumar Shorya
Director
DIN-09793807

Krishna Kant Vimal
Director
DIN-09748125

Place : New Delhi
Date :

26 MAY 2023

GRANGE PROPBUILD PRIVATE LIMITED
STATEMENT OF PROFIT AND LOSS FOR THE YEAR ENDED 31 MARCH 2023
(Amount in rupees hundred, unless otherwise stated)

Particulars	Notes	31 March 2023	31 March 2022
INCOME			
Revenue from operations		-	-
Total Income (I)		-	-
EXPENSES			
Finance costs	12	3.25	6.49
Other expenses	13	135.56	95.08
Total Expenses (II)		138.81	101.57
Profit/(Loss) before tax from continuing operations (I-II)		(138.81)	(101.57)
Tax expense:			
Current Tax		-	-
Profit/(Loss) for the year from continuing operations		(138.81)	(101.57)
Other Comprehensive Income		-	-
Total other comprehensive income for the year, net of tax		-	-
Total comprehensive income/(loss) for the year, net of tax		(138.81)	(101.57)
Earnings per equity share (computed on the basis of profit/(loss) for the year):	14		
(1) Basic		(1.39)	(1.02)
(2) Diluted		(1.39)	(1.02)
Summary of significant accounting policies	3		

The accompanying notes are an integral part of the financial statements.

As per our report of even date

For Rajeev & Ajay
Firm registration No : 00997734
Chartered Accountants

Ajay Kumar Sachdeva
Partner
Membership No. : 084302



For and on behalf of the Board of Directors of
GRANGE PROPBUILD PRIVATE LIMITED

Tanuj Kumar Shorya
Director
DIN-09793807

Krishna Kant Vimal
Director
DIN-09748125

Place : New Delhi
Date :

26 MAY 2023

GRANULE PROPBUILD PRIVATE LIMITED
BALANCE SHEET AS AT 31 MARCH 2023
(Amount in rupees hundred, unless otherwise stated)

	Notes	As at 31 March 2023	As at 31 March 2022
ASSETS			
Current assets			
Inventories	4	6,00,556.36	6,00,556.36
Financial assets			
Cash and cash equivalents	5	1,111.28	274.11
Other financial assets	6	1,08,918.51	1,08,918.51
Current tax assets (net)	7	1,585.82	26.63
Total Assets		<u>7,12,171.97</u>	<u>7,09,775.61</u>
EQUITY AND LIABILITIES			
Equity			
Equity share capital	8	1,000.00	1,000.00
Other equity	9	(3,397.46)	(3,260.46)
Total equity		<u>(2,397.46)</u>	<u>(2,260.46)</u>
LIABILITIES			
Current liabilities			
Financial liabilities			
Trade payables	10	-	-
-total outstanding dues of micro and small enterprises		-	-
-total outstanding dues other than micro and small enterprises		394.00	59.00
Other financial liabilities	11	-	315.00
Other current liabilities	12	7,14,175.43	7,11,662.08
Total liabilities		<u>7,14,569.43</u>	<u>7,12,036.08</u>
Total Equity and Liabilities		<u>7,12,171.97</u>	<u>7,09,775.61</u>
Summary of significant accounting policies	3		

The accompanying notes are an integral part of the financial statements.

As per our report of even date

For Rajeev & Ajay

Firm registration No. 77N

Chartered Accountants

Ajay Kumar Sachdeva

Partner

Membership No. : 084302



For and on behalf of the Board of Directors of
GRANULE PROPBUILD PRIVATE LIMITED

Praveen Kumar Madan
Director
DIN-08595762

Narendra Singh Patwa
Director
DIN-08129131

Place : New Delhi

Date :

26 MAY 2023

GRANULE PROPBUILD PRIVATE LIMITED
STATEMENT OF PROFIT AND LOSS FOR THE YEAR ENDED 31 MARCH 2023
(Amount in rupees hundred, unless otherwise stated)

Particulars	Notes	31 March 2023	31 March 2022
INCOME			
Other Income			
Total Income (I)	13	15,858.56	500.50
		<u>15,858.56</u>	<u>500.50</u>
EXPENSES			
Finance costs	14	25.04	6.49
Other expenses	15	15,970.52	95.08
Total Expenses (II)		<u>15,995.55</u>	<u>101.57</u>
Profit/(Loss) before tax from continuing operations (I-II)		<u>(137.00)</u>	<u>398.93</u>
Tax expense:			
Current Tax		-	100.40
Profit/(Loss) for the year from continuing operations		<u>(137.00)</u>	<u>298.53</u>
Other Comprehensive Income		-	-
Total other comprehensive income for the year, net of tax		-	-
Total comprehensive income/(loss) for the year, net of tax		<u>(137.00)</u>	<u>298.53</u>
Earnings per equity share (computed on the basis of profit/(loss) for the year):	16		
(1) Basic		(1.37)	2.99
(2) Diluted		(1.37)	2.99
Summary of significant accounting policies	3		

The accompanying notes are an integral part of the financial statements.

As per our report of even date

For Rajeev & Ajay

Firm registration No : 00992741
Chartered Accountants

Ajay Kumar Sachdev
Partner
Membership No. : 084302



For and on behalf of the Board of Directors of
GRANULE PROPBUILD PRIVATE LIMITED

Praveen Kumar Madan
Director
DIN-08595762

Narendra Singh Patwa
Director
DIN-08129131

Place : New Delhi

Date :

26 MAY 2023

GRASSROOT PROMOTERS PRIVATE LIMITED
BALANCE SHEET AS AT 31 MARCH 2023
(Amount in rupees hundred, unless otherwise stated)

	Notes	As at 31 March 2023	As at 31 March 2022
ASSETS			
Non-current assets			
Financial assets			
Investments	4	1,000.00	1,000.00
		1,000.00	1,000.00
Current assets			
Financial assets			
Cash and cash equivalents	5	502.66	257.53
		502.66	257.53
Total Assets		1,502.66	1,257.53
EQUITY AND LIABILITIES			
Equity			
Equity share capital	6	1,000.00	1,000.00
Other equity	7	(2,705.80)	(2,585.97)
Total equity		(1,705.80)	(1,585.97)
LIABILITIES			
Current liabilities			
Financial liabilities			
Trade payables	8	-	-
-total outstanding dues of micro and small enterprises		79.00	59.00
-total outstanding dues other than micro and small enterprises	9	3,129.46	2,784.50
Other current liabilities		3,208.46	2,843.50
Total liabilities		1,502.66	1,257.53
Total Equity and Liabilities		1,502.66	1,257.53

Summary of significant accounting policies

3

The accompanying notes are an integral part of the financial statements.

As per our report of even date

For Rajeev & Ajay
Firm registration No : 009977N
Chartered Accountants

Ajay Kumar Sachdeva
Partner
Membership No. : 084302

For and on behalf of the Board of Directors of
GRASSROOT PROMOTERS PRIVATE LIMITED

Shagun Kapoor
Director
DIN-09074181

Arun Kumar
Director
DIN-08657473

Place : New Delhi

Date :

26 MAY 2023

GRASSROOT PROMOTERS PRIVATE LIMITED
STATEMENT OF PROFIT AND LOSS FOR THE YEAR ENDED 31 MARCH 2023
(Amount in rupees hundred, unless otherwise stated)

Particulars	Notes	31 March 2023	31 March 2022
INCOME			
Revenue from operations		-	-
Total Income		-	-
EXPENSES			
Finance costs	10	4.87	4.87
Other expenses	11	114.96	103.20
Total Expenses		119.83	108.07
Profit/(Loss) before tax from continuing operations		(119.83)	(108.07)
Tax expense:			
Current tax		-	-
Profit/(Loss) for the year from continuing operations		(119.83)	(108.07)
Other comprehensive income		-	-
Total other comprehensive income for the year, net of tax		-	-
Total comprehensive income/(loss) for the year, net of tax		(119.83)	(108.07)
Earnings per equity share:	12		
(1) Basic		(1.20)	(1.08)
(2) Diluted		(1.20)	(1.08)

Summary of significant accounting policies

3

The accompanying notes are an integral part of the financial statements.

As per our report of even date

For Rajeev & Ajay
Firm registration No : 009977N
Chartered Accountants

Ajay Kumar Sachdeva
Partner
Membership No.: 084302

For and on behalf of the Board of Directors of
GRASSROOT PROMOTERS PRIVATE LIMITED

Shagun Kapoor
Director
DIN-09074181

Arun Kumar
Director
DIN-08657473

Place : New Delhi

Date :

26 MAY 2023

GRAVEL PROPBUILD PRIVATE LIMITED
BALANCE SHEET AS AT 31 MARCH 2023
(Amount in rupees hundred, unless otherwise stated)

	Notes	As at 31 March 2023	As at 31 March 2022
ASSETS			
Current assets			
Inventories	4	14,89,355.95	17,21,824.90
Financial assets			
Cash and cash equivalents	5	270.16	160.04
Total Assets		14,89,626.11	17,21,984.94
EQUITY AND LIABILITIES			
Equity			
Equity share capital	6	1,000.00	1,000.00
Other equity	7	(2,614.38)	(4,173.05)
Total equity		(1,614.38)	(3,173.05)
LIABILITIES			
Current liabilities			
Financial liabilities			
Trade payables	8	-	-
-total outstanding dues of micro and small enterprises		79.00	59.00
-total outstanding dues other than micro and small enterprises			
Other current liabilities	9	14,91,161.49	17,25,098.99
Total liabilities		14,91,240.49	17,25,157.99
Total Equity and Liabilities		14,89,626.11	17,21,984.94

Summary of significant accounting policies

3

The accompanying notes are an integral part of the financial statements.

As per our report of even date

For Rajeev & Ajay
Firm registration No : 009977N
Chartered Accountants

Ajay Kumar Sachdeva
Partner
Membership No : 084302

For and on behalf of the Board of Directors of
GRAVEL PROPBUILD PRIVATE LIMITED

Ramesh Khulbe
Director
DIN-07109071

Prashant Pandey
Director
DIN-03439831

Place : New Delhi

Date :

26 MAY 2023

GRAVEL PROPBUILD PRIVATE LIMITED
STATEMENT OF PROFIT AND LOSS FOR THE YEAR ENDED 31 MARCH 2023
(Amount in rupees hundred, unless otherwise stated)

Particulars	Notes	31 March 2023	31 March 2022
INCOME			
Revenue from operations	10	1,903.11	-
Total Income (I)		<u>1,903.11</u>	<u>-</u>
EXPENSES			
Finance costs	11	6.48	6.49
Other expenses	12	337.96	101.32
Total Expenses (II)		<u>344.44</u>	<u>107.81</u>
Profit/(Loss) before tax from continuing operations (I-II)		<u>1,558.67</u>	<u>(107.81)</u>
Tax expense:			
Current tax		-	-
Profit/(Loss) for the year from continuing operations		<u>1,558.67</u>	<u>(107.81)</u>
Other comprehensive income		-	-
Total other comprehensive income for the year, net of tax		<u>-</u>	<u>-</u>
Total comprehensive income(loss) for the year, net of tax		<u>1,558.67</u>	<u>(107.81)</u>
Earnings per equity share:	13		
(1) Basic		15.59	(1.08)
(2) Diluted		15.59	(1.08)
Summary of significant accounting policies	3		

The accompanying notes are an integral part of the financial statements.

As per our report of even date

For Rajeev & Ajay
Firm registration No : 009977N
Chartered Accountants

Ajay Kumar Sachdeva
Partner
Membership No. : 084302

For and on behalf of the Board of Directors of
GRAVEL PROPBUILD PRIVATE LIMITED

Ramesh Khulbe
Director
DIN-07109071

Prashant Pandey
Director
DIN-03439831

Place : New Delhi

Date :

26 MAY 2023

GREBE PROPBUILD PRIVATE LIMITED
BALANCE SHEET AS AT 31 MARCH 2023
(Amount in rupees hundred, unless otherwise stated)

	Notes	As at 31 March 2023	As at 31 March 2022
ASSETS			
Current assets			
Inventories	4	13,85,901.53	15,98,093.50
Financial assets			
Cash and cash equivalents	5	263.85	214.74
Other financial assets	6	216.00	-
Current tax assets (net)	7	56.67	-
Total Assets		13,86,438.05	15,98,308.24
EQUITY AND LIABILITIES			
Equity			
Equity share capital	8	1,000.00	1,000.00
Other equity	9	(2,048.99)	(3,753.64)
Total equity		(1,048.99)	(2,753.64)
LIABILITIES			
Current liabilities			
Financial liabilities			
Trade payables	10	-	-
-total outstanding dues of micro and small enterprises		79.00	59.00
-total outstanding dues other than micro and small enterprises			
Other current liabilities	11	13,87,408.04	16,01,002.89
Total liabilities		13,87,487.04	16,01,061.89
Total Equity and Liabilities		13,86,438.05	15,98,308.24

Summary of significant accounting policies

3

The accompanying notes are an integral part of the financial statements.

As per our report of even date

For Rajeev & Ajay
Firm registration No : 019637/N
Chartered Accountants

Ajay Kumar Sachdeva
Partner
Membership No. : 084302



For and on behalf of the Board of Directors of
GREBE PROPBUILD PRIVATE LIMITED

Pankaj Kishore Chaturvedi

Pankaj Kishore Chaturvedi
Director
DIN-07119298

Vikas Kumar Yadav

Vikas Kumar Yadav
Director
DIN-09753074

Place : New Delhi

Date :

26 MAY 2023

GREBE PROPBUILD PRIVATE LIMITED
STATEMENT OF PROFIT AND LOSS FOR THE YEAR ENDED 31 MARCH 2023
(Amount in rupees hundred, unless otherwise stated)

Particulars	Notes	31 March 2023	31 March 2022
INCOME			
Revenue from operations	12	1,939.55	-
Total Income (I)		<u>1,939.55</u>	<u>-</u>
EXPENSES			
Finance costs	13	6.49	6.49
Other expenses	14	115.08	95.08
Total Expenses (II)		<u>121.57</u>	<u>101.57</u>
Profit/(Loss) before tax from continuing operations (I-II)		<u>1,817.98</u>	<u>(101.57)</u>
Tax expense:			
Current tax		113.33	-
Profit/(Loss) for the year from continuing operations		<u>1,704.65</u>	<u>(101.57)</u>
Other comprehensive income		-	-
Total other comprehensive income for the year, net of tax		<u>-</u>	<u>-</u>
Total comprehensive income/(loss) for the year, net of tax		<u>1,704.65</u>	<u>(101.57)</u>
Earnings per equity share:	15		
(1) Basic		17.05	(1.02)
(2) Diluted		17.05	(1.02)
Summary of significant accounting policies	3		

The accompanying notes are an integral part of the financial statements.

As per our report of even date

For Rajeev & Ajay
Firm registration No : 0089
Chartered Accountants

Ajay Kumar Sachdev
Partner
Membership No. : 084305



For and on behalf of the Board of Directors of
GREBE PROPBUILD PRIVATE LIMITED

Pankaj Kishore Chaturvedi
Director
DIN-07119298

Vikas Kumar Yadav
Director
DIN-09753074

Place : New Delhi
Date :

26 MAY 2023

GRIDDLE PROPBUILD PRIVATE LIMITED
BALANCE SHEET AS AT 31 MARCH 2023
(Amount in rupees hundred, unless otherwise stated)

	Notes	As at 31 March 2023	As at 31 March 2022
ASSETS			
Current assets			
Inventories	4	21,92,273.17	22,65,985.86
Financial assets			
Cash and cash equivalents	5	277.98	346.63
Other current assets	6	27,300.06	-
Total Assets		22,19,851.21	22,66,332.49
EQUITY AND LIABILITIES			
Equity			
Equity share capital	7	1,000.00	1,000.00
Other equity	8	(2,722.71)	(3,146.23)
Total equity		(1,722.71)	(2,146.23)
LIABILITIES			
Current liabilities			
Financial liabilities			
Trade payables	9	-	-
-total outstanding dues of micro and small enterprises		-	-
-total outstanding dues other than micro and small enterprises		79.00	59.00
Other current liabilities	10	22,21,494.92	22,68,419.72
Total liabilities		22,21,573.92	22,68,478.72
Total Equity and Liabilities		22,19,851.21	22,66,332.49

Summary of significant accounting policies 3

The accompanying notes are an integral part of the financial statements.

As per our report of even date

For Rajeev & Ajay
Firm registration No. 009977N
Chartered Accountants

Ajay Kumar Sachdeva
Partner
Membership No. : 084302

For and on behalf of the Board of Directors of
GRIDDLE PROPBUILD PRIVATE LIMITED


Amarjeet Chhikara
Director
DIN-08858736


Pankaj Kishore Chaturvedi
Director
DIN-07119298

Place : New Delhi

Date :

26 MAY 2023

GRIDDLE PROPBUILD PRIVATE LIMITED
STATEMENT OF PROFIT AND LOSS FOR THE YEAR ENDED 31 MARCH 2023
(Amount in rupees hundred, unless otherwise stated)

Particulars	Notes	31 March 2023	31 March 2022
INCOME			
Revenue from operations	11	548.31	-
Total Income (I)		548.31	-
EXPENSES			
Finance costs	12	6.59	7.25
Other expenses	13	118.20	95.08
Total Expenses (II)		124.79	102.33
Profit/(Loss) before tax from continuing operations (I-II)		423.52	(102.33)
Tax expense:			
Current tax		-	-
Profit/(Loss) for the year from continuing operations		423.52	(102.33)
Other Comprehensive Income			
Total other comprehensive income for the year, net of tax		-	-
Total comprehensive income/(loss) for the year, net of tax		423.52	(102.33)
Earnings per equity share:	14		
(1) Basic		4.24	(1.02)
(2) Diluted		4.24	(1.02)

Summary of significant accounting policies

3

The accompanying notes are an integral part of the financial statements.

As per our report of even date

For Rajeev & Ajay

Firm registration No : 009977N

Chartered Accountants

Ajay Kumar Sachdeva
Partner
Membership No. : 084302



For and on behalf of the Board of Directors of

GRIDDLE PROPBUILD PRIVATE LIMITED

Amarjeet Chhikara
Director
DIN-08858736

Pankaj Kishore Chaturvedi
Director
DIN-07119298

Place : New Delhi

Date :

26 MAY 2023

GROG PROPBUILD PRIVATE LIMITED
BALANCE SHEET AS AT 31 MARCH 2023
(Amount in rupees hundred, unless otherwise stated)

ASSETS

Current assets

Inventories
Financial assets
Cash and cash equivalents
Other financial assets
Other current assets
Total Assets

EQUITY AND LIABILITIES

Equity

Equity share capital
Other equity
Total equity

LIABILITIES

Current liabilities

Financial liabilities
Trade payables
-total outstanding dues of micro and small enterprises
-total outstanding dues other than micro and small enterprises
Other current liabilities
Total liabilities

Total Equity and Liabilities

Summary of significant accounting policies

The accompanying notes are an integral part of the financial statements.

As per our report of even date

For Rajeev & Ajay
Firm registration No : 009977N
Chartered Accountants

Ajay Kumar Sachdeva
Partner
Membership No : 084302

Place : New Delhi
Date :

26 MAY 2023

Notes	As at 31 March 2023	As at 31 March 2022
4	5,15,339.83	5,15,708.12
5	513.73	486.02
6	21.82	21.82
7	341.14	-
	5,16,216.52	5,16,215.96
8	1,000.00	1,000.00
9	(2,995.73)	(2,871.88)
	(1,995.73)	(1,871.88)
10	79.00	59.00
11	5,18,133.24	5,18,028.84
	5,18,212.24	5,18,087.84
	5,16,216.52	5,16,215.96
3		

For and on behalf of the Board of Directors of
GROG PROPBUILD PRIVATE LIMITED

Anjul Sharma
Director
DIN-10126870

Mukesh Kumar
Director
DIN-9635330

GROG PROPBUILD PRIVATE LIMITED
STATEMENT OF PROFIT AND LOSS FOR THE YEAR ENDED 31 MARCH 2023
(Amount in rupees hundred, unless otherwise stated)

Particulars	Notes	31 March 2023	31 March 2022
INCOME			
Revenue from operations	12	0.85	362.19
Total Income (I)		0.85	362.19
EXPENSES			
Finance costs	13	6.49	6.49
Other expenses	14	118.20	95.08
Total Expenses (II)		124.69	101.57
Profit/(Loss) before tax from continuing operations (I-II)		(123.84)	260.62
Tax expense:			
Current tax		-	-
Profit/(Loss) for the year from continuing operations		(123.84)	260.62
Other comprehensive income		-	-
Total other comprehensive income for the year, net of tax		-	-
Total comprehensive income/(loss) for the year, net of tax		(123.84)	260.62
Earnings per equity share:			
(1) Basic	15	(1.24)	2.61
(2) Diluted		(1.24)	2.61
Summary of significant accounting policies	3		

The accompanying notes are an integral part of the financial statements.

As per our report of even date

For Rajeev & Ajay
Firm registration No : 009977N
Chartered Accountants

Ajay Kumar Sachdeva
Partner
Membership No : 084302

For and on behalf of the Board of Directors of
GROG PROPBUILD PRIVATE LIMITED

Anjul Sharma
Director
DIN-10126870

Mukesh Kumar
Director
DIN-9635330

Place : New Delhi
Date :

26 MAY 2023

GROVE PROPBUILD PRIVATE LIMITED
BALANCE SHEET AS AT 31 MARCH 2023
(Amount in rupees hundred, unless otherwise stated)

	Notes	As at 31 March 2023	As at 31 March 2022
ASSETS			
Current assets			
Inventories	4	27,636.70	27,636.70
Financial assets			
Cash and cash equivalents	5	698.59	267.25
Other current assets	6	2,72,768.07	2,67,086.02
Total Assets		3,01,103.36	2,94,989.97
EQUITY AND LIABILITIES			
Equity			
Equity share capital	7	2,000.00	2,000.00
Other equity	8	2,92,355.23	2,92,684.17
Total equity		2,94,355.23	2,94,684.17
LIABILITIES			
Current liabilities			
Financial liabilities			
Trade payables	9	-	-
-total outstanding dues of micro and small enterprises		-	-
-total outstanding dues other than micro and small enterprises		269.50	269.50
Other current liabilities	10	6,478.63	-
Current tax liabilities (net)	11	-	36.30
Total liabilities		6,748.13	305.80
Total Equity and Liabilities		3,01,103.36	2,94,989.97
Summary of significant accounting policies	3		

The accompanying notes are an integral part of the financial statements.

As per our report of even date

For Rajeev & Ajay
Firm registration No. : 009977N
Chartered Accountants

Ajay Kumar Sachdeva
Partner
Membership No. : 084302

For and on behalf of the Board of Directors of
GROVE PROPBUILD PRIVATE LIMITED

Narendra Singh Patwal
Director
DIN-08129131

Manoj Lamba
Director
DIN-09718405

Place : New Delhi
Date :

26 MAY 2023

GROVE PROPBUILD PRIVATE LIMITED
STATEMENT OF PROFIT AND LOSS FOR THE YEAR ENDED 31 MARCH 2023
(Amount in rupees hundred, unless otherwise stated)

Particulars	Notes	31 March 2023	31 March 2022
INCOME			
Other income	12	-	520.00
Total Income		-	520.00
EXPENSES			
Finance costs	13	28.10	6.49
Other expenses	14	300.84	283.48
Total Expenses		328.94	289.97
Profit/(Loss) before tax		(328.94)	230.03
Tax expense:			
Current tax		-	57.89
Profit/(Loss) for the year		(328.94)	172.14
Other comprehensive income		-	-
Total other comprehensive income for the year, net of tax		-	-
Total comprehensive income/(loss) for the year, net of tax		(328.94)	172.14
Earnings per equity share:			
(1) Basic	15	(1.64)	0.86
(2) Diluted		(1.64)	0.86

Summary of significant accounting policies

The accompanying notes are an integral part of the financial statements.

As per our report of even date

For Rajeev & Ajay
Firm registration No : 009977N
Chartered Accountants

Ajay Kumar Sachdeva
Partner
Membership No. : 084302

For and on behalf of the Board of Directors of
GROVE PROPBUILD PRIVATE LIMITED

Narendra Singh Patwal
Director
DIN-08129131

Manoj Lamba
Director
DIN-09718405

Place : New Delhi
Date :

26 MAY 2023

GRUNGE PROPBUILD PRIVATE LIMITED
BALANCE SHEET AS AT 31 MARCH 2023
(Amount in rupees hundred, unless otherwise stated)

	Notes	As at 31 March 2023	As at 31 March 2022
ASSETS			
Current assets			
Inventories	4	2,00,416.33	2,00,416.33
Financial assets			
Cash and cash equivalents	5	734.85	2,252.81
Other financial assets	6	6,82,247.61	6,80,808.08
Current tax assets (net)	7	18.45	-
Total Assets		8,83,417.24	8,83,477.22
EQUITY AND LIABILITIES			
Equity			
Equity share capital	7	2,000.00	2,000.00
Other equity	8	8,81,358.24	8,81,290.54
Total equity		8,83,358.24	8,83,290.54
LIABILITIES			
Current liabilities			
Financial liabilities			
Trade payables	9	-	-
-total outstanding dues of micro and small enterprises		59.00	59.00
-total outstanding dues other than micro and small enterprises		-	127.68
Current tax liabilities (net)	10	59.00	186.68
Total liabilities		59.00	186.68
Total Equity and Liabilities		8,83,417.24	8,83,477.22
Summary of significant accounting policies	3		

The accompanying notes are an integral part of the financial statements.

As per our report of even date

For Rajeev & Ajay
Firm registration No.: 009977N
Chartered Accountants

Ajay Kumar Sachdeva
Partner
Membership No.: 084302

For and on behalf of the Board of Directors of
GRUNGE PROPBUILD PRIVATE LIMITED

Narendra Singh Patwal **Vivek Singh**
Director Director
DIN-08129131 DIN-03466774

Place : New Delhi

Date :

26 MAY 2023

GRUNGE PROPBUILD PRIVATE LIMITED
STATEMENT OF PROFIT AND LOSS FOR THE YEAR ENDED 31 MARCH 2023
(Amount in rupees hundred, unless otherwise stated)

Particulars	Notes	31 March 2023	31 March 2022
INCOME			
Revenue from operations	11	-	656.25
Other Income	12	-	2,222.90
Total Income (I)		-	2,879.15
EXPENSES			
Finance costs	13	54.27	6.49
Other expenses	14	110.47	68.36
Total Expenses (II)		164.74	74.85
Profit/(Loss) before tax from continuing operations (I-II)		(164.74)	2,804.30
Tax expense:			
Current tax		-	729.12
Adjustment of tax relating to earlier periods		(232.44)	-
Profit/(Loss) for the year from continuing operations		67.70	2,075.18
Other Comprehensive Income		-	-
Total other comprehensive income for the year, net of tax		-	-
Total comprehensive income/(loss) for the year, net of tax		67.70	2,075.18
Earnings per equity share (computed on the basis of profit/(loss) for the year):	15		
(1) Basic		0.34	10.38
(2) Diluted		0.34	10.38

Summary of significant accounting policies

The accompanying notes are an integral part of the financial statements.

As per our report of even date

For Rajeev & Ajay
Firm registration No : 009977N
Chartered Accountants

Ajay Kumar Sachdeva
Partner
Membership No : 084302

For and on behalf of the Board of Directors of
GRUNGE PROPBUILD PRIVATE LIMITED

Narendra Singh Patwal
Director
DIN-08129131

Vivek Singh
Director
DIN-03466774

Place : New Delhi

Date :

26 MAY 2023

GUFFAW PROPBUILD PRIVATE LIMITED
BALANCE SHEET AS AT 31 MARCH 2023
(Amount in rupees hundred, unless otherwise stated)

	Notes	As at 31 March 2023	As at 31 March 2022
ASSETS			
Current assets			
Inventories	4	2,53,797.45	6,06,347.85
Financial assets			
Cash and cash equivalents	5	248.83	235.32
Current tax assets (net)	6	76.96	-
Total Assets		2,54,123.24	6,06,583.17
EQUITY AND LIABILITIES			
Equity			
Equity share capital	7	1,000.00	1,000.00
Other equity	8	(1,267.50)	(4,074.99)
Total equity		(267.50)	(3,074.99)
LIABILITIES			
Current liabilities			
Financial liabilities			
Trade payables	9	-	-
- total outstanding dues of micro and small enterprises		-	-
- total outstanding dues other than micro and small enterprises		79.00	59.00
Other current liabilities	10	2,54,311.74	6,09,599.15
Total liabilities		2,54,390.74	6,09,658.15
Total Equity and Liabilities		2,54,123.24	6,06,583.17
Summary of significant accounting policies	3		

The accompanying notes are an integral part of the financial statements.

As per our report of even date

For Rajeev & Ajay
Firm registration No : 009072N
Chartered Accountants

Ajay Kumar Sachdev
Partner
Membership No. : 0843



For and on behalf of the Board of Directors of
GUFFAW PROPBUILD PRIVATE LIMITED

Vispendra Singh Chaudhary
Director
DIN-10174911

Anjul Sharma
Director
DIN-10126870

Place : New Delhi
Date : 26-May 2023

GUFFAW PROPBUILD PRIVATE LIMITED
STATEMENT OF PROFIT AND LOSS FOR THE YEAR ENDED 31 MARCH 2023
(Amount in rupees hundred, unless otherwise stated)

Particulars	Notes	31 March 2023	31 March 2022
INCOME			
Revenue from operations			
Total Income (I)	11	<u>3,088.97</u>	<u>-</u>
		<u>3,088.97</u>	<u>-</u>
EXPENSES			
Finance costs	12	6.49	6.49
Other expenses	13	111.96	95.08
Total Expenses (II)		<u>118.45</u>	<u>101.57</u>
Profit/(Loss) before tax from continuing operations (I-II)		<u>2,970.52</u>	<u>(101.57)</u>
Tax expense:			
Current Tax		163.04	-
Profit/(Loss) for the year from continuing operations		<u>2,807.48</u>	<u>(101.57)</u>
Other Comprehensive Income			
Total other comprehensive income for the year, net of tax		<u>-</u>	<u>-</u>
Total comprehensive income/(loss) for the year, net of tax		<u>2,807.48</u>	<u>(101.57)</u>
Earnings per equity share (computed on the basis of profit/(loss) for the year):	14		
(1) Basic		28.07	(1.02)
(2) Diluted		28.07	(1.02)
Summary of significant accounting policies	3		

The accompanying notes are an integral part of the financial statements.

As per our report of even date

For Rajeev & Ajay

Firm registration No : 009977N

Chartered Accountants

Ajay Kumar Sachdev
Partner

Membership No. : 08



For and on behalf of the Board of Directors of
GUFFAW PROPBUILD PRIVATE LIMITED

Vispendra Singh Chaudhary
Director
DIN-10174911

Anjul Sharma
Director
DIN-10126870

Place : New Delhi
Date : 26-May 2023

GULL PROPBUILD PRIVATE LIMITED
BALANCE SHEET AS AT 31 MARCH 2023
(Amount in rupees hundred, unless otherwise stated)

	Notes	As at 31 March 2023	As at 31 March 2022
ASSETS			
Current assets			
Inventories	4	38,827.32	1,13,151.45
Financial assets			
Cash and cash equivalents	5	255.21	241.70
Total Assets		39,082.53	1,13,393.15
EQUITY AND LIABILITIES			
Equity			
Equity share capital	6	1,000.00	1,000.00
Other equity	7	(1,805.13)	(2,429.92)
Total equity		(805.13)	(1,429.92)
LIABILITIES			
Current liabilities			
Financial liabilities			
Trade payables	8	-	-
-total outstanding dues of micro and small enterprises		79.00	59.00
-total outstanding dues other than micro and small enterprises		39,808.66	1,14,764.07
Other current liabilities	9	39,887.66	1,14,823.07
Total liabilities		39,082.53	1,13,393.15
Total Equity and Liabilities		39,082.53	1,13,393.15


Summary of significant accounting policies

3

The accompanying notes are an integral part of the financial statements.


As per our report of even date

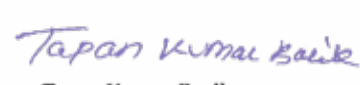
For Rajeev & Ajay
Firm registration No : 000897752
Chartered Accountants


Ajay Kumar Sachdeva
Partner
Membership No. : 084302



For and on behalf of the Board of Directors of
GULL PROPBUILD PRIVATE LIMITED


Rajkumar Sharma
Director
DIN-10136213


Tapan Kumar Barik
Director
DIN-08455171

Place : New Delhi
Date :

26 MAY 2023

GULL PROPBUILD PRIVATE LIMITED
STATEMENT OF PROFIT AND LOSS FOR THE YEAR ENDED 31 MARCH 2023
(Amount in rupees hundred, unless otherwise stated)

Particulars	Notes	31 March 2023	31 March 2022
INCOME			
Revenue from operations	10	743.24	-
Total Income (I)		743.24	-
EXPENSES			
Finance costs	11	6.49	6.49
Other expenses	12	111.96	95.08
Total Expenses (II)		118.45	101.57
Profit/(Loss) before tax from continuing operations (I-II)		624.79	(101.57)
Tax expense:			
Current tax		-	-
Profit/(Loss) for the year from continuing operations		624.79	(101.57)
Other comprehensive income		-	-
Total other comprehensive income for the year, net of tax		-	-
Total comprehensive (loss) for the year, net of tax		624.79	(101.57)
Earnings per equity share:	13		
(1) Basic		6.25	(1.02)
(2) Diluted		6.25	(1.02)

Summary of significant accounting policies

3

The accompanying notes are an integral part of the financial statements.

As per our report of even date

For Rajeev & Ajay
Firm registration No. 009977N
Chartered Accountants

Ajay Kumar Sachdev
Partner
Membership No. : 084302

For and on behalf of the Board of Directors of
GULL PROPBUILD PRIVATE LIMITED

Rajkumar Sharma
Director
DIN-10136213

Tapan Kumar Barik
Director
DIN-08455171

Place : New Delhi
Date :

26 MAY 2023

GURKUL PROMOTERS PRIVATE LIMITED
BALANCE SHEET AS AT 31 MARCH 2023
(Amount in rupees hundred, unless otherwise stated)

ASSETS

Current assets

Inventories

Financial assets

Cash and cash equivalents

Total Assets

EQUITY AND LIABILITIES

Equity

Equity share capital

Other equity

Total equity

LIABILITIES

Current liabilities

Financial liabilities

Trade payables

-total outstanding dues of micro and small enterprises

-total outstanding dues other than micro and small enterprises

Other current liabilities

Total liabilities

Total Equity and Liabilities

Summary of significant accounting policies

The accompanying notes are an integral part of the financial statements.

As per our report of even date

For NAVRATN & CO LLP

Firm Reg. No.: N500107

Chartered Accountants

Nish Mittal

Nish Mittal

Partner

Membership No.: 0953



Place : Gurugram

Date :

26 MAY 2023

Notes	As at 31 March 2023	As at 31 March 2022
4	19,85,082.20	19,85,082.20
5	493.63	206.87
	19,85,575.83	19,85,289.07
6	1,000.00	1,000.00
7	(8,370.28)	(8,243.84)
	(7,370.28)	(7,243.84)
8	-	-
	79.00	59.00
9	19,92,867.11	19,92,473.91
	19,92,946.11	19,92,532.91
	19,85,575.83	19,85,289.07

3

For and on behalf of the Board of Directors of
GURKUL PROMOTERS PRIVATE LIMITED

Rahul

Rahul

Director

DIN-09331369

Saurabh Kumar Blaggan

Saurabh Kumar Blaggan

Director

DIN-10049113

GURKUL PROMOTERS PRIVATE LIMITED
STATEMENT OF PROFIT AND LOSS FOR THE YEAR ENDED 31 MARCH 2023
(Amount in rupees hundred, unless otherwise stated)

Particulars	Notes	31 March 2023	31 March 2022
INCOME			
Revenue from operations		-	-
Total Income		-	-
EXPENSES			
Finance costs	10	3.25	6.49
Other expenses	11	123.20	115.54
Total Expenses		126.45	122.03
(Loss) before tax from continuing operations		(126.45)	(122.03)
Tax expense:			
Current tax		-	-
(Loss) for the year from continuing operations		(126.45)	(122.03)
Other comprehensive income		-	-
Total other comprehensive income/(loss) for the year, net of tax		-	-
Total comprehensive income/(loss) for the year, net of tax		(126.45)	(122.03)
Earnings per equity share:	12		
Basic (Rs.)		(1.26)	(1.22)
Diluted (Rs.)		(1.26)	(1.22)

Summary of significant accounting policies

3

The accompanying notes are an integral part of the financial statements.

As per our report of even date

For NAVRATN & CO LLP
Firm Reg. No.: N500107
Chartered Accountants


Nitish Mittal
Partner
Membership No.: 095371



Place : Gurugram
Date :

26 MAY 2023

For and on behalf of the Board of Directors of
GURKUL PROMOTERS PRIVATE LIMITED


Rahul
Director
DIN-09331369


Saurabh Kumar Blagg
Director
DIN-10049113

Guru Rakha Projects Private Limited
BALANCE SHEET AS AT 31 MARCH 2023
(Amount in rupees hundred, unless otherwise stated)

	Notes	31 March 2023	31 March 2022
ASSETS			
Current assets			
Financial assets			
Cash and cash equivalents	4	261.05	281.49
Total assets		261.05	281.49
EQUITY AND LIABILITIES			
Equity			
Equity share capital	5	1,500.00	1,500.00
Other equity	6	(16,237.42)	(11,035.48)
Total equity		(14,737.42)	(9,535.48)
LIABILITIES			
Current liabilities			
Financial liabilities			
Trade payables	7	-	-
-total outstanding dues of micro and small enterprises		79.00	59.00
-total outstanding dues other than micro and small enterprises			
Other current liabilities	8	14,919.47	9,757.97
Total liabilities		14,998.47	9,816.97
Total equity and liabilities		261.05	281.49
Summary of significant accounting policies	3		

The accompanying notes are an integral part of the financial statements.

As per our report of even date

For N A V R A T N & C O L L P
Firm Reg. No.: N500107
Chartered Accountants


Nitish Mittal
Partner
Membership No.: 095871



Place : Gurugram
Date :

26 MAY 2023

For and on behalf of the Board of Directors of
Guru Rakha Projects Private Limited


Laln Prasad Singh
Director
DIN-08129091


Manish Kumar
Director
DIN-08376582

Guru Rakha Projects Private Limited
STATEMENT OF PROFIT AND LOSS FOR THE YEAR ENDED 31 MARCH 2023
(Amount in rupees hundred, unless otherwise stated)

Particulars	Notes	31 March 2023	31 March 2022
INCOME			
Revenue from operations	9	-	22.42
Total Income		-	22.42
EXPENSES			
Finance costs	10	6.49	6.49
Other expenses	11	5,195.45	111.44
Total Expenses		5,201.94	117.93
(Loss) before tax from continuing operations		(5,201.94)	(95.51)
Tax expense:			
Current tax		-	-
(Loss) for the year from continuing operations		(5,201.94)	(95.51)
Other comprehensive income/(loss)		-	-
Total other comprehensive income/(loss) for the year, net of tax		-	-
Total comprehensive income/(loss) for the year, net of tax		(5,201.94)	(95.51)
Earnings per equity share:	12		
Basic (Rs.)		(34.68)	(0.64)
Diluted (Rs.)		(34.68)	(0.64)
Summary of significant accounting policies	3		

The accompanying notes are an integral part of the financial statements.

As per our report of even date

For **NAV R A T N & CO LLP**
Firm Reg. No.: N500107
Chartered Accountants


Nitish Mittal
Partner
Membership No.: 095371



For and on behalf of the Board of Directors of
Guru Rakha Projects Private Limited


Lalan Prasad Singh
Director
DIN-08129091


Manish Kumar
Director
DIN-08376582

Place : Gurugram
Date :

26 MAY 2023

GYAN JYOTI ESTATES PRIVATE LIMITED
BALANCE SHEET AS AT 31 MARCH 2023
(Amount in rupees hundred, unless otherwise stated)

	Notes	As at 31 March 2023	As at 31 March 2022
ASSETS			
Current assets			
Inventories	4	16,63,090.82	16,63,090.82
Financial assets			
Cash and cash equivalents	5	517.56	274.05
Other financial assets	6	49,975.38	49,975.38
Current tax assets (net)	7	23.15	23.15
Total Assets		17,13,606.91	17,13,363.40
EQUITY AND LIABILITIES			
Equity			
Equity share capital	8	1,000.00	1,000.00
Other equity	9	16,286.44	16,456.21
Total equity		17,286.44	17,456.21
LIABILITIES			
Current liabilities			
Financial liabilities			
Trade payables	10	-	-
-total outstanding dues of micro and small enterprises		-	-
-total outstanding dues other than micro and small enterprises		79.00	59.00
Other current liabilities	11	16,96,241.47	16,95,848.19
Total liabilities		16,96,320.47	16,95,907.19
Total Equity and Liabilities		17,13,606.91	17,13,363.40
Summary of significant accounting policies	3		

The accompanying notes are an integral part of the financial statements.

As per our report of even date

For Rajeev & Ajay
Firm registration No : 009977N
Chartered Accountants

Ajay Kumar Sachdeva
Partner
Membership No. : 084102

For and on behalf of the Board of Directors of
GYAN JYOTI ESTATES PRIVATE LIMITED

Amarjeet Chhikara
Amarjeet Chhikara
Director
DIN- 08858736

Tapan Kumar Barik
Tapan Kumar Barik
Director
DIN- 08455171

Place : New Delhi
Date :

26 MAY 2023

GYAN JYOTI ESTATES PRIVATE LIMITED
STATEMENT OF PROFIT AND LOSS FOR THE YEAR ENDED 31 MARCH 2022
(Amount in rupees hundred, unless otherwise stated)

Particulars	Notes	31 March 2023	31 March 2022
INCOME			
Revenue from operations		-	-
Total Income (I)		-	-
EXPENSES			
Finance costs	12	6.49	6.49
Other expenses	13	163.28	107.32
Total Expenses (II)		169.77	113.81
Profit/(Loss) before tax from continuing operations (I-II)		(169.77)	(113.81)
Tax expense:			
Current Tax		-	-
Profit/(Loss) for the year from continuing operations		(169.77)	(113.81)
Other Comprehensive Income		-	-
Total other comprehensive income for the year, net of tax		-	-
Total comprehensive income/(loss) for the year, net of tax		(169.77)	(113.81)
Earnings per equity share (computed on the basis of profit/(loss) for the year):	14		
(1) Basic		(1.70)	(1.14)
(2) Diluted		(1.70)	(1.14)
Summary of significant accounting policies	3		

The accompanying notes are an integral part of the financial statements.

As per our report of even date

For Rajeev & Ajay
Firm registration No- 0809977N
Chartered Accountants

Ajay Kumar Sachdeva
Partner
Membership No. : 084302

For and on behalf of the Board of Directors of
GYAN JYOTI ESTATES PRIVATE LIMITED

Amarjeet Chhikara
Director
DIN- 08858736

Tapan Kumar Barik
Tapan Kumar Barik
Director
DIN- 08455171

Place : New Delhi

Date :

26 MAY 2023

GYAN KUNJ ESTATES PRIVATE LIMITED
BALANCE SHEET AS AT 31 MARCH 2023
(Amount in rupees hundred, unless otherwise stated)

	Notes	As at 31 March 2023	As at 31 March 2022
ASSETS			
Current assets			
Inventories	4	7,66,817.95	10,91,199.74
Financial assets			
Cash and cash equivalents	5	245.00	218.24
Current tax assets (net)	6	94.11	13.20
Total Assets		7,67,157.06	10,91,431.18
EQUITY AND LIABILITIES			
Equity			
Equity share capital	7	1,000.00	1,000.00
Other equity	8	993.44	(1,379.18)
Total equity		1,993.44	(379.18)
LIABILITIES			
Current liabilities			
Financial liabilities			
Trade payables	9	-	-
-total outstanding dues of micro and small enterprises		79.00	59.00
-total outstanding dues other than micro and small enterprises			
Other current liabilities	10	7,65,084.62	10,91,751.36
Total liabilities		7,65,163.62	10,91,810.36
Total Equity and Liabilities		7,67,157.06	10,91,431.18
Summary of significant accounting policies			
	3		

The accompanying notes are an integral part of the financial statements.

As per our report of even date

For Rajeev & Ajay

Firm registration No. : 009977N
Chartered Accountants

Ajay Kumar Sachdeva
Partner
Membership No. : 084302

For and on behalf of the Board of Directors of
GYAN KUNJ ESTATES PRIVATE LIMITED

Tapan Kumar Barik Jitish Sharma
Tapan Kumar Barik Jitish Sharma
Director Director
DIN-08455171 DIN-08428478

Place : New Delhi
Date :

26 MAY 2023

GYAN KUNJ ESTATES PRIVATE LIMITED
STATEMENT OF PROFIT AND LOSS FOR THE YEAR ENDED 31 MARCH 2023
(Amount in rupees hundred, unless otherwise stated)

Particulars	Notes	31 March 2023	31 March 2022
INCOME			
Revenue from operations			
Total Income (I)	11	<u>2,979.91</u>	<u>-</u>
		<u>2,979.91</u>	<u>-</u>
EXPENSES			
Finance costs	12	3.25	6.49
Other expenses	13	114.96	99.07
Total Expenses (II)		<u>118.20</u>	<u>105.56</u>
Profit/(Loss) before tax from continuing operations (I-II)		<u>2,861.71</u>	<u>(105.56)</u>
Tax expense:			
Current tax		489.09	-
Profit/(Loss) for the year from continuing operations		<u>2,372.62</u>	<u>(105.56)</u>
Other comprehensive income			
Total other comprehensive income/(loss) for the year, net of tax		<u>-</u>	<u>-</u>
Total comprehensive income/(loss) for the year, net of tax		<u>2,372.62</u>	<u>(105.56)</u>
Earnings per equity share:			
(1) Basic	14	23.73	(1.06)
(2) Diluted		23.73	(1.06)
Summary of significant accounting policies	3		

The accompanying notes are an integral part of the financial statements.

As per our report of even date

For Rajeev & Ajay
Firm registration No. 19977N
Chartered Accountants

Ajay Kumar Sachdev
Partner
Membership No. : 084302

For and on behalf of the Board of Directors of
GYAN KUNJ ESTATES PRIVATE LIMITED


Tapan Kumar Barik
Director
DIN-08455171


Jitesh Sharma
Director
DIN-08428478

Place : New Delhi
Date :

26 MAY 2023

GYANKUNJ CONSTRUCTIONS PRIVATE LIMITED
BALANCE SHEET AS AT 31 MARCH 2023
(Amount in rupees hundred, unless otherwise stated)

	Notes	As at 31 March 2023	As at 31 March 2022
ASSETS			
Non-current assets			
Financial Assets			
Investments	4	1,000.00	1,000.00
Total non-current assets		1,000.00	1,000.00
Current assets			
Inventories	5	9,59,017.06	9,59,208.29
Financial assets			
Cash and cash equivalents	6	999.53	179.02
Other financial assets	7	2,876.05	2,876.05
Total current assets		9,62,892.64	9,62,263.36
Total assets		9,63,892.64	9,63,263.36
EQUITY AND LIABILITIES			
Equity			
Equity share capital	8	1,000.00	1,000.00
Other equity	9	15,753.74	15,901.01
Total equity		16,753.74	16,901.01
LIABILITIES			
Current liabilities			
Financial liabilities			
Trade payables	10	-	-
-total outstanding dues of micro and small enterprises		79.00	59.00
-total outstanding dues other than micro and small enterprises			
Other current liabilities	11	9,47,052.90	9,46,296.35
Current tax liabilities (net)	12	7.00	7.00
Total liabilities		9,47,138.91	9,46,362.35
Total equity and liabilities		9,63,892.64	9,63,263.36
Summary of significant accounting policies	3		

The accompanying notes are an integral part of the financial statements.

As per our report of even date

For **NAV RATN & CO LLP**
Firm Reg. No.: N500107
Chartered Accountants

Nitish Mittal
Nitish Mittal
Partner
Membership No.: 095071



Place : Gurugram
Date :

26 MAY 2023

For and on behalf of the Board of Directors of
GYANKUNJ CONSTRUCTIONS PRIVATE LIMITED

Amarjeet Chhikara
Amarjeet Chhikara
Director
DIN-08858736

Tapan Kumar Barik
Tapan Kumar Barik
Director
DIN-08455171

GYANKUNJ CONSTRUCTIONS PRIVATE LIMITED
STATEMENT OF PROFIT AND LOSS FOR THE YEAR ENDED 31 MARCH 2023
(Amount in rupees hundred, unless otherwise stated)

Particulars	Notes	31 March 2023	31 March 2022
INCOME			
Revenue from operations	13	1.90	-
Total Income		<u>1.90</u>	<u>-</u>
EXPENSES			
Finance costs	14	6.49	6.49
Other expenses	15	142.68	111.44
Total Expenses		<u>149.17</u>	<u>117.93</u>
Profit/(Loss) before tax from continuing operations		<u>(147.28)</u>	<u>(117.93)</u>
Tax expense:			
Current tax		-	-
Profit/(Loss) for the year from continuing operations		<u>(147.28)</u>	<u>(117.93)</u>
Other comprehensive income		-	-
Total other comprehensive income for the year, net of tax		<u>-</u>	<u>-</u>
Total comprehensive income/(loss) for the year, net of tax		<u>(147.28)</u>	<u>(117.93)</u>
Earnings per equity share:	16		
Basic (Rs.)		(1.47)	(1.18)
Diluted (Rs.)		(1.47)	(1.18)
Summary of significant accounting policies	3		

The accompanying notes are an integral part of the financial statements.

As per our report of even date

For **NAV RATN & CO LLP**
Firm Reg. No.: N500107
Chartered Accountants

Nitish Mittal
Nitish Mittal
Partner
Membership No.: 095371



Place : Gurugram
Date :

26 MAY 2023

For and on behalf of the Board of Directors of
GYANKUNJ CONSTRUCTIONS PRIVATE LIMITED

Amarjeet Chhikara
Amarjeet Chhikara
Director
DIN-08858736

Tapan Kumar Barik
Tapan Kumar Barik
Director
DIN-08455171

HADDOCK PROPBUILD PRIVATE LIMITED
BALANCE SHEET AS AT 31 MARCH 2023
(Amount in rupees hundred, unless otherwise stated)

ASSETS

Current assets

Inventories
Financial assets
Cash and cash equivalents
Other financial assets
Current tax assets (net)

Total assets

Notes	As at 31 March 2023	As at 31 March 2022
4	1,89,816.28	1,89,816.28
5	255.93	220.92
6	1,16,348.99	1,16,348.99
7	3,412.86	3,412.86
	3,09,834.06	3,09,799.05

EQUITY AND LIABILITIES

Equity

Equity share capital
Other equity
Total equity

8	1,000.00	1,000.00
9	(11,466.81)	(9,818.12)
	(10,466.81)	(8,818.12)

LIABILITIES

Current liabilities

Financial liabilities
Trade payables
-total outstanding dues of micro and small enterprises
-total outstanding dues other than micro and small enterprises
Other current liabilities
Total liabilities

10	-	-
	79.00	59.00
11	3,20,221.87	3,18,558.17
	3,20,300.87	3,18,617.17
	3,09,834.06	3,09,799.05

Total equity and liabilities

Summary of significant accounting policies

3

The accompanying notes are an integral part of the financial statements.

As per our report of even date

For Rajeev & Ajay
Firm registration No. 009977N
Chartered Accountants

Rajeev Subramanian
Partner
Membership No.: 084815

Place : New Delhi

Date :

26 MAY 2023

For and on behalf of the Board of Directors of
HADDOCK PROPBUILD PRIVATE LIMITED

Shagun Kapoor
Director
DIN-09074181

Tapan Kumar Barik
Director
DIN-08455171

HADDOCK PROPBUILD PRIVATE LIMITED
STATEMENT OF PROFIT AND LOSS FOR THE YEAR ENDED 31 MARCH 2023
(Amount in rupees hundred, unless otherwise stated)

Particulars	Notes	31 March 2023	31 March 2022
INCOME			
Revenue from operations		-	-
Total Income		-	-
EXPENSES			
Finance costs	12	6.49	6.49
Other expenses	13	1,642.20	119.32
Total Expenses		1,648.69	125.81
(Loss) before tax from continuing operations		(1,648.69)	(125.81)
Tax expense:			
Current tax		-	-
(Loss) for the year from continuing operations		(1,648.69)	(125.81)
Other comprehensive income		-	-
Total other comprehensive income/(loss) for the year, net of tax		-	-
Total comprehensive income/(loss) for the year, net of tax		(1,648.69)	(125.81)
Earnings per equity share:	14		
Basic (Rs.)		(16.49)	(1.26)
Diluted (Rs.)		(16.49)	(1.26)

Summary of significant accounting policies

3

The accompanying notes are an integral part of the financial statements.

As per our report of even date

For Rajeev & Associates
Firm registration No. 009977N
Chartered Accountants

Rajeev Sabharwal
Partner
Membership No. 084833

For and on behalf of the Board of Directors of
HADDOCK PROPBUILD PRIVATE LIMITED


Shagon Kapoor
Director
DIN-09074181


Tapan Kumar Barik
Director
DIN-08455171

Place : New Delhi

Date :

26 MAY 2023

HAFT PROPBUILD PRIVATE LIMITED
BALANCE SHEET AS AT 31 MARCH 2023
(Amount in rupees hundred, unless otherwise stated)

	Notes	As at 31 March 2023	As at 31 March 2022
ASSETS			
Current assets			
Inventories	4	1,12,120.32	1,12,120.32
Financial assets			
Cash and cash equivalents	5	498.95	209.54
Current tax assets (net)	6	1,853.94	1,853.94
Total Assets		1,14,473.21	1,14,183.80
EQUITY AND LIABILITIES			
Equity			
Equity share capital	7	1,000.00	1,000.00
Other equity	8	(3,945.34)	(3,054.29)
Total equity		(2,945.34)	(2,054.29)
LIABILITIES			
Current liabilities			
Financial liabilities			
Trade payables	9	-	-
-total outstanding dues of micro and small enterprises		79.00	59.00
-total outstanding dues other than micro and small enterprises			
Other current liabilities	10	1,17,339.55	1,16,179.09
Total liabilities		1,17,418.55	1,16,238.09
Total Equity and Liabilities		1,14,473.21	1,14,183.80

Summary of significant accounting policies

3

The accompanying notes are an integral part of the financial statements.

As per our report of even date

For Rajeev & Ajay

Firm registration No : 00003531
Chartered Accountants

Ajay Kumar Sachdeva
Partner
Membership No. : 084302



For and on behalf of the Board of Directors of
HAFT PROPBUILD PRIVATE LIMITED

Rabinarayan Jena
Director
DIN-10119121

Tapan Kumar Barik
Director
DIN-08455171

Place : New Delhi
Date :

26 MAY 2023

HAFT PROPBUILD PRIVATE LIMITED
STATEMENT OF PROFIT AND LOSS FOR THE YEAR ENDED 31 MARCH 2023
(Amount in rupees hundred, unless otherwise stated)

Particulars	Notes	31 March 2023	31 March 2022
INCOME			
Revenue from operations		-	-
Total Income (I)		-	-
EXPENSES			
Finance costs	11	6.49	6.49
Other expenses	12	884.56	95.08
Total Expenses (II)		891.05	101.57
Profit/(Loss) before tax from continuing operations (I-II)		(891.05)	(101.57)
Tax expense:			
Current tax		-	-
Profit/(Loss) for the year from continuing operations		(891.05)	(101.57)
Other comprehensive income		-	-
Total other comprehensive income/(loss) for the year, net of tax		-	-
Total comprehensive income/(loss) for the year, net of tax		(891.05)	(101.57)
Earnings per equity share:	13		
(1) Basic		(8.91)	(1.02)
(2) Diluted		(8.91)	(1.02)

Summary of significant accounting policies

3

The accompanying notes are an integral part of the financial statements.

As per our report of even date

For Rajeev & Ajay
Firm registration No. 1009478N
Chartered Accountants

Ajay Kumar Sachdeva
Ajay Kumar Sachdeva
Partner
Membership No. : 084302



For and on behalf of the Board of Directors of
HAFT PROPBUILD PRIVATE LIMITED

Rabinarayan Jena
Rabinarayan Jena
Director
DIN-10119121

Tapon Kumar Barik
Tapon Kumar Barik
Director
DIN-08455171

Place : New Delhi
Date :

26 MAY 2023

HAKE DEVELOPERS PRIVATE LIMITED
BALANCE SHEET AS AT 31 MARCH 2023
(Amount in rupees hundred, unless otherwise stated)

	Notes	As at 31 March 2023	As at 31 March 2022
ASSETS			
Current assets			
Financial assets			
Cash and cash equivalents	4	254.65	292.89
Other financial assets	5	297.00	297.00
Total Assets		551.65	589.89
EQUITY AND LIABILITIES			
Equity			
Equity share capital	6	1,000.00	1,000.00
Other equity	7	(8,143.19)	(7,189.89)
Total equity		(7,143.19)	(6,189.89)
LIABILITIES			
Current liabilities			
Financial liabilities			
Trade payables	8	-	-
-total outstanding dues of micro and small enterprises		79.00	59.00
-total outstanding dues other than micro and small enterprises	9	7,615.84	6,720.78
Other current liabilities		7,694.84	6,779.78
Total liabilities		7,694.84	6,779.78
Total Equity and Liabilities		551.65	589.89
Summary of significant accounting policies	3		

The accompanying notes are an integral part of the financial statements.

As per our report of even date

For **NAV R A T N & C O L L P**
Firm Reg. No.: N500107
Chartered Accountants


Nitish Mittal

Partner
Membership No.: 09531



For and on behalf of the Board of Directors of
HAKE DEVELOPERS PRIVATE LIMITED


Rohit Rawat
Director
DIN-08298761


Jitesh Sharma
Director
DIN- 08428478

Place : Gurugram

Date : **26 MAY 2023**

HAKE DEVELOPERS PRIVATE LIMITED
STATEMENT OF PROFIT AND LOSS FOR THE YEAR ENDED 31 MARCH 2023
(Amount in rupees hundred, unless otherwise stated)

Particulars	Notes	31 March 2023	31 March 2022
INCOME			
Revenue from operations	10	-	133.43
Total Income		-	133.43
EXPENSES			
Finance costs	11	6.49	7.38
Other expenses	12	946.81	5,414.44
Total Expenses		953.30	5,421.81
(Loss) before tax from continuing operations		(953.30)	(5,288.38)
Tax expense:			
Current tax		-	-
(Loss) for the year from continuing operations		(953.30)	(5,288.38)
Other comprehensive income		-	-
Total other comprehensive income/(loss) for the year, net of tax		-	-
Total comprehensive income/(loss) for the year, net of tax		(953.30)	(5,288.38)
Earnings per equity share:			
Basic (Rs.)	13	(9.53)	(52.88)
Diluted (Rs.)		(9.53)	(52.88)

Summary of significant accounting policies

3

The accompanying notes are an integral part of the financial statements.

As per our report of even date

For N A V R A T N & CO LLP
Firm Reg. No.: N500107
Chartered Accountants


Nitish Mittal
Partner
Membership No.: 095134



Place : Gurugram
Date :

26 MAY 2023

For and on behalf of the Board of Directors of
HAKE DEVELOPERS PRIVATE LIMITED


Rohit Rawat
Director
DIN-08298761


Jitesh Sharma
Director
DIN- 08428478

HALIBUT DEVELOPERS PRIVATE LIMITED
BALANCE SHEET AS AT 31 MARCH 2023
(Amount in rupees hundred, unless otherwise stated)

	Notes	31 March 2023	31 March 2022
ASSETS			
Current assets			
Inventories	4	70,734.68	70,734.68
Financial assets			
Cash and cash equivalents	5	459.94	295.73
Other financial assets	6	3,98,236.45	3,98,236.45
Other current assets	7	4,79,706.01	3,81,805.77
Current tax assets (net)	8	-	153.39
Total assets		9,49,137.08	8,51,226.02
EQUITY AND LIABILITIES			
Equity			
Equity share capital	9	2,000.00	2,000.00
Other equity	10	8,48,814.01	8,48,811.02
Total equity		8,50,814.01	8,50,811.02
LIABILITIES			
Current liabilities			
Financial liabilities			
Trade payables	11	-	-
-total outstanding dues of micro and small enterprises		-	-
-total outstanding dues other than micro and small		118.00	118.00
Other current liabilities	12	98,205.07	297.00
Total liabilities		98,323.07	415.00
Total equity and liabilities		9,49,137.08	8,51,226.02

Summary of significant accounting policies 3

The accompanying notes are an integral part of the financial statements.

As per our report of even date

For Sanjay Rastogi & Associates
Firm registration No : 014056N
Chartered Accountants

CA Sanjay Rastogi
Proprietor
Membership No. : 075033

UDIN : 23075033BGAQFXM4388



For and on behalf of the Board of Directors of
HALIBUT DEVELOPERS PRIVATE LIMITED

Deepak Jain
Director
DIN-08129166

Rabinarayan Jena
Director
DIN-10119121

Place : New Delhi
Date :

26 MAY 2023

HALIBUT DEVELOPERS PRIVATE LIMITED
STATEMENT OF PROFIT AND LOSS FOR THE YEAR ENDED 31 MARCH 2023
(Amount in rupees hundred, unless otherwise stated)

Particulars	Notes	31 March 2023	31 March 2022
INCOME			
Revenue from operations	13	-	1,022.79
Other Income	14	297.00	4,106.00
Total Income		297.00	5,128.79
EXPENSES			
Finance costs	15	114.62	6.70
Other expenses	16	110.47	98.20
Total Expenses		225.09	104.90
Profit/(Loss) before tax		71.91	5,023.89
Tax expense:			
Current tax		-	659.65
Adjustment of tax relating to earlier periods		68.93	-
Profit/(Loss) for the year		2.99	4,364.24
Other comprehensive income		-	-
Total other comprehensive income for the year, net of tax		-	-
Total comprehensive income/(loss) for the year, net of tax		2.99	4,364.24
Earnings per equity share:	17		
Basic (Rs.)		0.01	21.82
Diluted (Rs.)		0.01	21.82
Summary of significant accounting policies	3		

The accompanying notes are an integral part of the financial statements.

As per our report of even date

For Sanjay Rastogi & Associates
Firm registration No : 014056N
Chartered Accountants

CA Sanjay Rastogi
Proprietor
Membership No. : 075033

UDIN: 23075033BGQFXM4388



For and on behalf of the Board of Directors of
HALIBUT DEVELOPERS PRIVATE LIMITED

Deepak Jain
Deepak Jain
Director
DIN-08129166

Rabinarayan Jena
Rabinarayan Jena
Director
DIN-10119121

Place : New Delhi

Date :

26 MAY 2023

HAMLET BUILDWELL PRIVATE LIMITED
BALANCE SHEET AS AT 31 MARCH 2023
(Amount in rupees hundred, unless otherwise stated)

ASSETS

Current assets

Financial assets
Cash and cash equivalents
Other current assets
Current tax assets (net)
Total Assets

Notes	As at 31 March 2023	As at 31 March 2022
4	261.40	267.89
5	-	-
6	-	-
	261.40	267.89

EQUITY AND LIABILITIES

Equity

Equity share capital
Other equity
Total equity

7	1,000.00	1,000.00
8	(5,921.00)	(5,796.31)
	(4,921.00)	(4,796.31)

LIABILITIES

Current liabilities

Financial liabilities
Trade payables
-total outstanding dues of micro and small enterprises
-total outstanding dues other than micro and small enterprises
Other current liabilities
Total liabilities

9	-	-
	79.00	59.00
10	5,103.40	5,005.20
	5,182.40	5,064.20

Total Equity and Liabilities

	261.40	267.89
--	---------------	---------------

Summary of significant accounting policies


3

The accompanying notes are an integral part of the financial statements.

As per our report of even date

For Rajeev & Ajay
Firm registration No : 0099077N
Chartered Accountants

Ajay Kumar Sachdeva
Partner
Membership No : 084302



For and on behalf of the Board of Directors of
HAMLET BUILDWELL PRIVATE LIMITED

Vikas K. Yadav

Vikas Kumar Yadav
Director
DIN-09753074

Tanuj

Tanuj Kumar Shorya
Director
DIN-09793807

Place : New Delhi
Date :

26 MAY 2023

HAMLET BUILDWELL PRIVATE LIMITED
STATEMENT OF PROFIT AND LOSS FOR THE YEAR ENDED 31 MARCH 2023
(Amount in rupees hundred, unless otherwise stated)

Particulars	Notes	31 March 2023	31 March 2022
INCOME			
Revenue from operations	11	-	84.69
Total Income (I)		-	84.69
EXPENSES			
Finance costs	12	6.49	6.49
Other expenses	13	118.20	2,753.20
Total Expenses (II)		124.69	2,759.69
Profit/(Loss) before tax from continuing operations (I-II)		(124.69)	(2,675.00)
Tax expense:			
Current tax		-	-
Profit/(Loss) for the year from continuing operations		(124.69)	(2,675.00)
Other comprehensive income		-	-
Total other comprehensive income for the year, net of tax		-	-
Total comprehensive (loss) for the year, net of tax		(124.69)	(2,675.00)
Earnings per equity share:	14		
(1) Basic		(1.25)	(26.75)
(2) Diluted		(1.25)	(26.75)
Summary of significant accounting policies	3		

The accompanying notes are an integral part of the financial statements.

As per our report of even date

For Rajeev & Ajay
Firm registration No.: 000977N
Chartered Accountants

Ajay Kumar Sachdeva
Partner
Membership No. 084302

Place : New Delhi
Date :

16 MAY 2023

For and on behalf of the Board of Directors of
HAMLET BUILDWELL PRIVATE LIMITED

Vikas K. Yadav

Vikas Kumar Yadav
Director
DIN-09753074

Tanuj

Tanuj kumar Shorya
Director
DIN-09793807

HAMMOCK BUILDWELL PRIVATE LIMITED
BALANCE SHEET AS AT 31 MARCH 2023
(Amount in rupees hundred, unless otherwise stated)

	Notes	As at 31 March 2023	As at 31 March 2022
ASSETS			
Non-current assets			
Financial Assets			
Investments	4	1,000.00	1,000.00
		<u>1,000.00</u>	<u>1,000.00</u>
Current assets			
Inventories	5	13,44,713.78	14,40,204.89
Financial assets			
Cash and cash equivalents	6	520.21	214.60
Other financial assets	7	46,649.88	46,649.88
Current tax assets (net)	8	2,229.89	2,229.89
		<u>13,94,113.76</u>	<u>14,89,299.26</u>
Total Assets		<u>13,95,113.76</u>	<u>14,90,299.26</u>
EQUITY AND LIABILITIES			
Equity			
Equity share capital	9	1,000.00	1,000.00
Other equity	10	(17,900.78)	(17,954.18)
Total equity		<u>(16,900.78)</u>	<u>(16,954.18)</u>
LIABILITIES			
Current liabilities			
Financial liabilities			
Trade payables	11	-	-
-total outstanding dues of micro and small enterprises		79.00	59.00
-total outstanding dues other than micro and small enterprises			
Other current liabilities	12	14,11,935.54	15,07,194.42
Total liabilities		<u>14,12,014.54</u>	<u>15,07,253.42</u>
Total Equity and Liabilities		<u>13,95,113.76</u>	<u>14,90,299.26</u>
Summary of significant accounting policies	3		

The accompanying notes are an integral part of the financial statements.

As per our report of even date

For N A V R A T N & C O L L P
Firm Reg. No.: N500107
Chartered Accountants


Nitish Mittal
Partner
Membership No.: 095371



For and on behalf of the Board of Directors of
HAMMOCK BUILDWELL PRIVATE LIMITED


Manish Kumar
Director
DIN-08376570


Pravesh Kumar
Director
DIN-8376738

Place : Gurugram
Date :

26 MAY 2023

HAMMOCK BUILDWELL PRIVATE LIMITED
STATEMENT OF PROFIT AND LOSS FOR THE YEAR ENDED 31 MARCH 2023
(Amount in rupees hundred, unless otherwise stated)

Particulars	Notes	31 March 2023	31 March 2022
INCOME			
Revenue from operations	13	193.82	-
Total Income		193.82	-
EXPENSES			
Finance costs	14	4.87	6.49
Other expenses	15	135.56	101.32
Total Expenses		140.43	107.81
Profit/(Loss) before tax from continuing operations		53.39	(107.81)
Tax expense:			
Current tax		-	-
Profit/(Loss) for the year from continuing operations		53.39	(107.81)
Other comprehensive income		-	-
Total other comprehensive income/(loss) for the year, net of tax		-	-
Total comprehensive income/(loss) for the year, net of tax		53.39	(107.81)
Earnings per equity share:	16		
(1) Basic		0.53	(1.08)
(2) Diluted		0.53	(1.08)
Summary of significant accounting policies	3		

The accompanying notes are an integral part of the financial statements.

As per our report of even date

For **NAV RATN & CO LLP**
Firm Reg. No.: N500107
Chartered Accountants

Nitish Mittal
Nitish Mittal
Partner

Membership No.: 095377



Place : Gurugram
Date :

26 MAY 2023

For and on behalf of the Board of Directors of
HAMMOCK BUILDWELL PRIVATE LIMITED

Manish Kumar
Manish Kumar
Director
DIN-08376570

P. K. Saini
Pravesh Kumar
Director
DIN-8376738

HARTEJ ESTATES PRIVATE LIMITED
BALANCE SHEET AS AT 31 MARCH 2023
(Amount in rupees hundred, unless otherwise stated)

	Notes	As at 31 March 2023	As at 31 March 2022
ASSETS			
Current assets			
Inventories	4	4,71,133.02	4,71,133.02
Financial assets			
Cash and cash equivalents	5	492.33	215.57
Other current assets	6	3,68,859.39	3,68,859.39
Total Assets		8,40,484.74	8,40,207.98
EQUITY AND LIABILITIES			
Equity			
Equity share capital	7	1,000.00	1,000.00
Other equity	8	(18,925.94)	(20,790.93)
Total equity		(17,925.94)	(19,790.93)
LIABILITIES			
Current liabilities			
Financial liabilities			
Trade payables	9	-	-
-total outstanding dues of micro and small enterprises		79.00	59.00
-total outstanding dues other than micro and small enterprises		-	-
Other current liabilities	10	8,58,331.68	8,57,928.99
Current tax liabilities (net)	11	-	2,010.92
Total liabilities		8,58,410.68	8,59,998.91
Total Equity and Liabilities		8,40,484.74	8,40,207.98

Summary of significant accounting policies

3

The accompanying notes are an integral part of the financial statements.

As per our report of even date

For Rajeev & Ajay
Firm registration No : 009977N
Chartered Accountants


Ajay Kumar Sachdeva
Partner
Membership No.: 084302

For and on behalf of the Board of Directors of
HARTEJ ESTATES PRIVATE LIMITED


Rajan Sharma
Director
DIN-07183568


Ovais Ali Khan
Director
DIN-08455167

Place : New Delhi
Date : 26 MAY 2023

HARTEJ ESTATES PRIVATE LIMITED
STATEMENT OF PROFIT AND LOSS FOR THE YEAR ENDED 31 MARCH 2023
(Amount in rupees hundred, unless otherwise stated)

Particulars	Notes	31 March 2023	31 March 2022
INCOME			
Other income	12	-	11,921.85
Total Income (I)		-	11,921.85
EXPENSES			
Finance costs	13	3.25	6.49
Other expenses	14	142.68	99.08
Total Expenses (II)		145.93	105.57
Profit/(Loss) before tax from continuing operations (I-II)		(145.93)	11,816.28
Tax expense:			
Current tax		-	2,010.92
Adjustment of tax relating to earlier periods		(2,010.92)	-
Profit/(Loss) for the year from continuing operations		1,864.99	9,805.36
Other comprehensive income		-	-
Total other comprehensive income for the year, net of tax		-	-
Total comprehensive income/(loss) for the year, net of tax		1,864.99	9,805.36
Earnings per equity share:	15		
(1) Basic		18.65	98.05
(2) Diluted		18.65	98.05

Summary of significant accounting policies

3

The accompanying notes are an integral part of the financial statements.

As per our report of even date

For Rajeev & Ajay

Firm registration No.: 0099778
Chartered Accountants

Ajay Kumar Suchdeva
Partner
Membership No.: 084402



For and on behalf of the Board of Directors of
HARTEJ ESTATES PRIVATE LIMITED

Rajan
Rajan Sharma
Director
DIN-07183568

Ovais Ali Khan
Director
DIN-08455167

Place : New Delhi

Date: 26 MAY 2023

HOPE PROMOTERS PRIVATE LIMITED
BALANCE SHEET AS AT 31 MARCH 2023
(Amount in rupees hundred, unless otherwise stated)

ASSETS

Current assets

Inventories

Financial assets

Cash and cash equivalents

Other financial assets

Current tax assets (net)

Total assets

Notes	As at 31 March 2023	As at 31 March 2022
4	13,10,802.78	13,10,802.78
5	517.23	207.80
6	30,425.57	30,425.57
7	1.39	1.39
	13,41,746.97	13,41,437.54

EQUITY AND LIABILITIES

Equity

Equity share capital

Other equity

Total equity

8	1,000.00	1,000.00
9	(10,609.95)	(10,456.66)
	(9,609.95)	(9,456.66)

LIABILITIES

Current liabilities

Financial liabilities

Trade payables

-total outstanding dues of micro and small enterprises

-total outstanding dues other than micro and small enterprises

Other current liabilities

Total liabilities

10	-	-
	79.00	59.00
11	13,51,277.92	13,50,835.20
	13,51,356.92	13,50,894.20

Total equity and liabilities

	13,41,746.97	13,41,437.54
--	---------------------	---------------------

Summary of significant accounting policies

3

The accompanying notes are an integral part of the financial statements.

As per our report of even date

For **NAV RATN & CO LLP**

Firm Reg. No.: N500107

Chartered Accountants

Nitish Mittal

Partner

Membership No.: 09537



Place : Gurugram

Date :

26 MAY 2023

For and on behalf of the Board of Directors of
HOPE PROMOTERS PRIVATE LIMITED

Rabinarayan Jena

Director

DIN-10119121

Rajan Sharma

Director

DIN-07183568

HOPE PROMOTERS PRIVATE LIMITED
STATEMENT OF PROFIT AND LOSS FOR THE YEAR ENDED 31 MARCH 2023
(Amount in rupees hundred, unless otherwise stated)

Particulars	Notes	31 March 2023	31 March 2022
INCOME			
Revenue from operations	12	-	422.30
Total Income		-	422.30
EXPENSES			
Finance costs	13	6.49	6.49
Other expenses	14	146.80	111.44
Total Expenses		153.29	117.93
Profit/(Loss) before tax from continuing operations		(153.29)	304.37
Tax expense:			
Current tax		-	-
Profit/(Loss) for the year from continuing operations		(153.29)	304.37
Other comprehensive income		-	-
Total other comprehensive income/(loss) for the year, net of tax		-	-
Total comprehensive income/ (loss) for the year, net of tax		(153.29)	304.37
Earnings per equity share:	15		
Basic (Rs.)		(1.53)	3.04
Diluted (Rs.)		(1.53)	3.04

Summary of significant accounting policies

3

The accompanying notes are an integral part of the financial statements.

As per our report of even date

For **NAV RATN & CO LLP**
Firm Reg. No.: N500107
Chartered Accountants


Nitish Mittal
Partner
Membership No.: 095311



Place : Gurugram

Date :
26 MAY 2023

For and on behalf of the Board of Directors of
HOPE PROMOTERS PRIVATE LIMITED


Rabinarayan Jena
Director
DIN-10119121


Rajan Sharma
Director
DIN-07183568

IMMENSE REALTORS PRIVATE LIMITED
BALANCE SHEET AS AT 31 MARCH 2023
(Amount in rupees hundred, unless otherwise stated)

ASSETS

Current assets

Inventories

Financial assets

Cash and cash equivalents

Other financial assets

Total assets

EQUITY AND LIABILITIES

Equity

Equity share capital

Other equity

Total equity

LIABILITIES

Current liabilities

Financial liabilities

Trade payables

-total outstanding dues of micro and small enterprises

-total outstanding dues other than micro and small enterprises

Other current liabilities

Total liabilities

Total equity and liabilities

Summary of significant accounting policies

The accompanying notes are an integral part of the financial statements.

As per our report of even date

For N A V R A T N & C O L L P

Firm Reg. No.: N500107

Chartered Accountants



Nitish Mittal

Partner

Membership No.: 09537



Place : Gurugram

Date :

26 MAY 2023

Notes	As at 31 March 2023	As at 31 March 2022
4	24,12,013.67	24,12,493.54
5	278.74	213.86
6	22,063.25	2,41,694.68
	24,34,355.66	26,54,402.08
7	1,000.00	1,000.00
8	(4,767.85)	(4,647.38)
	(3,767.85)	(3,647.38)
9	-	-
	79.00	59.00
10	24,38,044.51	26,57,990.46
	24,38,123.51	26,58,049.46
	24,34,355.66	26,54,402.08
3		

For and on behalf of the Board of Directors of
IMMENSE REALTORS PRIVATE LIMITED



Rajan Sharma

Director

DIN-07183568



Reena Gulati Kharb

Director

DIN-08129092

IMMENSE REALTORS PRIVATE LIMITED
STATEMENT OF PROFIT AND LOSS FOR THE YEAR ENDED 31 MARCH 2023
(Amount in rupees hundred, unless otherwise stated)

Particulars	Notes	31 March 2023	31 March 2022
INCOME			
Revenue from operations		-	-
Total Income		-	-
EXPENSES			
Finance costs	11	5.39	6.49
Other expenses	12	115.08	101.32
Total Expenses		120.47	107.81
Profit/(Loss) before tax from continuing operations		(120.47)	(107.81)
Tax expense:			
Current tax		-	-
Profit/(Loss) for the year from continuing operations		(120.47)	(107.81)
Other comprehensive income		-	-
Total other comprehensive income for the year, net of tax		-	-
Total comprehensive income/(loss) for the year, net of tax		(120.47)	(107.81)
Earnings per equity share:	13		
Basic (Rs.)		(1.20)	(1.08)
Diluted (Rs.)		(1.20)	(1.08)

Summary of significant accounting policies

3

The accompanying notes are an integral part of the financial statements.

As per our report of even date

For NAVRATN & CO LLP
Firm Reg. No.: N500107
Chartered Accountants


Nidhi Mittal

Partner
Membership No.: 095371



Place : Gurugram
Date :

26 MAY 2023

For and on behalf of the Board of Directors of
IMMENSE REALTORS PRIVATE LIMITED


Rajan Sharma
Director
DIN-07183568


Reena Gulati Kharb
Director
DIN-08129092

JAMB PROPBUILD PRIVATE LIMITED
BALANCE SHEET AS AT 31 MARCH 2023
(Amount in rupees hundred, unless otherwise stated)

ASSETS

Current assets

Inventories
Financial assets
Cash and cash equivalents
Other financial assets
Other current assets

Total Assets

EQUITY AND LIABILITIES

Equity

Equity share capital
Other equity
Total equity

LIABILITIES

Current liabilities

Financial liabilities
Trade payables
-total outstanding dues of micro and small enterprises
-total outstanding dues other than micro and small enterprises
Other current liabilities
Current tax liabilities (net)
Total liabilities

Total Equity and Liabilities

Summary of significant accounting policies

The accompanying notes are an integral part of the financial statements.

As per our report of even date

For Rajeev & Ajay
Firm registration No : 009977N
Chartered Accountants

Ajay Kumar Sachdeva
Partner
Membership No : 084302

Place : New Delhi

Date :

26 MAY 2023

Notes	As at 31 March 2023	As at 31 March 2022
4	1,47,299.78	1,47,299.78
5	379.35	585.84
6	1,20,899.03	1,20,899.03
7	6,80,911.46	6,80,944.82
	9,49,489.62	9,49,729.48
8	2,000.00	2,000.00
9	9,45,230.62	9,47,544.27
	9,47,230.62	9,49,544.27
10	-	-
11	2,039.00	59.00
12	220.00	-
	2,259.00	185.21
	9,49,489.62	9,49,729.48

3

For and on behalf of the Board of Directors of
JAMB PROPBUILD PRIVATE LIMITED

Rajan
Rajan Sharma
Director
DIN-07183568

Qais Ali Khan
Qais Ali Khan
Director
DIN-08455167

JAMB PROPBUILD PRIVATE LIMITED
STATEMENT OF PROFIT AND LOSS FOR THE YEAR ENDED 31 MARCH 2023
(Amount in rupees hundred, unless otherwise stated) :-

Particulars	Notes	31 March 2023	31 March 2022
INCOME			
Revenue from operations			
Total Income (I)	13	-	1,810.94
		-	1,810.94
EXPENSES			
Finance costs	14	25.56	7.02
Other expenses	15	2,310.47	95.08
Total Expenses (II)		2,336.03	102.10
Profit/(Loss) before tax from continuing operations (I-II)		(2,336.03)	1,708.84
Tax expense:			
Current tax		-	290.81
Adjustment of tax relating to earlier periods		(22.38)	-
Profit/(Loss) for the year from continuing operations		(2,313.65)	1,418.03
Other comprehensive income		-	-
Total other comprehensive income for the year, net of tax		-	-
Total comprehensive profit/(loss) for the year, net of tax		(2,313.65)	1,418.03
Earnings per equity share (computed on the basis of profit/(loss) for the year):	16		
(1) Basic		(11.57)	7.09
(2) Diluted		(11.57)	7.09

Summary of significant accounting policies

3

The accompanying notes are an integral part of the financial statements.

As per our report of even date

For Rajeev & Ajay
Firm registration No.: 019977N
Chartered Accountants

Ajay Kumar Sachdeva
Partner
Membership No.: 084302

For and on behalf of the Board of Directors of
JAMB PROPBUILD PRIVATE LIMITED

Rajan
Rajan Sharma
Director
DIN-07183568

Qais Ali Khan
Director
DIN-08455167

Place : New Delhi

Date :

26 MAY 2023

JANITOR PROPBUILD PRIVATE LIMITED
BALANCE SHEET AS AT 31 MARCH 2023
(Amount in rupees hundred, unless otherwise stated)

	Notes	As at 31 March 2023	As at 31 March 2022
ASSETS			
Current assets			
Inventories	4	97,384.28	97,384.28
Financial assets			
Cash and cash equivalents	5	287.66	265.74
Other financial assets	6	39.78	39.78
Current tax assets (net)	7	2,529.52	43.36
Total Assets		1,00,241.24	97,733.16
EQUITY AND LIABILITIES			
Equity			
Equity share capital	8	1,000.00	1,000.00
Other equity	9	(1,927.20)	(1,778.14)
Total equity		(927.20)	(778.14)
LIABILITIES			
Current liabilities			
Financial liabilities			
Trade payables	10	-	-
-total outstanding dues of micro and small enterprises		-	-
-total outstanding dues other than micro and small enterprise		79.00	59.00
Other current liabilities	11	1,01,089.44	98,452.30
Total liabilities		1,01,168.44	98,511.30
Total Equity and Liabilities		1,00,241.24	97,733.16
Summary of significant accounting policies	3		



The accompanying notes are an integral part of the financial statements.

As per our report of even date

For Rajeev & Ajay
Firm registration No : 009977N
Chartered Accountants

Ajay Kumar
Partner
Membership No. : 084302

For and on behalf of the Board of Directors of
JANITOR PROPBUILD PRIVATE LIMITED

 
Deepak Chandra Thawal Rajan Sharma
Director Director
DIN-09815239 DIN-07183568

Place : New Delhi

Date :

26 MAY 2023

JANITOR PROPBUILD PRIVATE LIMITED
STATEMENT OF PROFIT AND LOSS FOR THE YEAR ENDED 31 MARCH 2023
(Amount in rupees hundred, unless otherwise stated)

Particulars	Notes	31 March 2023	31 March 2022
INCOME			
Other income	12	25,295.19	672.70
Total Income (I)		25,295.19	672.70
EXPENSES			
Finance costs	13	37.11	6.49
Other expenses	14	25,407.15	98.20
Total Expenses (II)		25,444.25	104.69
Profit/(Loss) before tax from continuing operations (I-II)		(149.07)	568.01
Tax expense:			
Current tax		-	142.96
Profit/(Loss) for the year from continuing operations		(149.07)	425.05
Other comprehensive income		-	-
Total other comprehensive income for the year, net of tax		-	-
Total comprehensive income/(loss) for the year, net of tax		(149.07)	425.05
Earnings per equity share:			
(1) Basic	15	(1.49)	4.25
(2) Diluted		(1.49)	4.25
Summary of significant accounting policies	3		

The accompanying notes are an integral part of the financial statements.

As per our report of even date

For Rajeev & Ajay
Firm registration No. 009977N
Chartered Accountants

Ajay Kumar Sachdev
Partner
Membership No. : 084302



For and on behalf of the Board of Directors of
JANITOR PROPBUILD PRIVATE LIMITED

Deepak Chandra Thawal
Director
DIN-09815239

Rajan Sharma
Director
DIN-07183568

Place : New Delhi
Date :

26 MAY 2023

JASPER PROPBUILD PRIVATE LIMITED
BALANCE SHEET AS AT 31 MARCH 2023
(Amount in rupees hundred, unless otherwise stated)

	Notes	As at 31 March 2023	As at 31 March 2022
ASSETS			
Current assets			
Inventories	4	2,87,920.82	3,04,087.20
Financial assets			
Cash and cash equivalents	5	500.01	213.27
Total Assets		2,88,420.83	3,04,300.47
EQUITY AND LIABILITIES			
Equity			
Equity share capital	6	1,000.00	1,000.00
Other equity	7	(12,686.98)	(12,587.71)
Total equity		(11,686.98)	(11,587.71)
LIABILITIES			
Current liabilities			
Financial liabilities			
Trade payables	8	-	-
-total outstanding dues of micro and small enterprises		79.00	59.00
-total outstanding dues other than micro and small enterprises			
Other current liabilities	9	3,00,028.81	3,15,829.18
Total liabilities		3,00,107.81	3,15,888.18
Total Equity and Liabilities		2,88,420.83	3,04,300.47
Summary of significant accounting policies	3		

The accompanying notes are an integral part of the financial statements.

As per our report of even date

For Rajeev & Ajay

Firm registration No. 100997788
Chartered Accountants

Ajay Kumar Sachdeva
Partner
Membership No. : 084302

For and on behalf of the Board of Directors of
JASPER PROPBUILD PRIVATE LIMITED

Reena Gulati Kharb
Director
DIN-08129092

Rajan Sharma
Director
DIN-07183568

Place : New Delhi

Date :

26 MAY 2023

JASPER PROPBUILD PRIVATE LIMITED
STATEMENT OF PROFIT AND LOSS FOR THE YEAR ENDED 31 MARCH 2023
(Amount in rupees hundred, unless otherwise stated)

Particulars	Notes	31 March 2023	31 March 2022
INCOME			
Revenue from operations	10	15.95	-
Total Income (I)		15.95	-
EXPENSES			
Finance costs	11	3.26	6.49
Other expenses	12	111.96	98.20
Total Expenses (II)		115.22	104.69
Profit/(Loss) before tax from continuing operations (I-II)		(99.27)	(104.69)
Tax expense:			
Current tax		-	-
Profit/(Loss) for the year from continuing operations		(99.27)	(104.69)
Other comprehensive income		-	-
Total other comprehensive income for the year, net of tax		-	-
Total comprehensive income/(loss) for the year, net of tax		(99.27)	(104.69)
Earnings per equity share:	13		
(1) Basic		(0.99)	(1.05)
(2) Diluted		(0.99)	(1.05)

Summary of significant accounting policies

3

The accompanying notes are an integral part of the financial statements.

As per our report of even date

For Rajeev & Ajay

Firm registration No.: 809977N

Chartered Accountants

Ajay Kumar Sachdeva

Partner

Membership No. : 084302

**For and on behalf of the Board of Directors of
JASPER PROPBUILD PRIVATE LIMITED**

Reena Gulati Kharb

Director

DIN-08129092

Rajan Sharma

Director

DIN-07183568

Place : New Delhi

Date :

26 MAY 2023

JAUNT PROPBUILD PRIVATE LIMITED
BALANCE SHEET AS AT 31 MARCH 2023
(Amount in rupees hundred, unless otherwise stated)

	Notes	As at 31 March 2023	As at 31 March 2022
ASSETS			
Current assets			
Inventories	4	1,22,931.52	1,22,931.52
Financial assets			
Cash and cash equivalents	5	247.80	239.29
Other financial assets	6	140.36	140.36
Total Assets		1,23,319.68	1,23,311.17
EQUITY AND LIABILITIES			
Equity			
Equity share capital	7	1,000.00	1,000.00
Other equity	8	(15,929.68)	(15,037.63)
Total equity		(14,929.68)	(14,037.63)
LIABILITIES			
Current liabilities			
Financial liabilities			
Trade payables	9	-	-
-total outstanding dues of micro and small enterprises		-	-
-total outstanding dues other than micro and small enterprises		79.00	59.00
Other current liabilities	10	1,38,170.36	1,37,289.80
Total liabilities		1,38,249.36	1,37,348.80
Total Equity and Liabilities		1,23,319.68	1,23,311.17
Summary of significant accounting policies			
	3		


The accompanying notes are an integral part of the financial statements.


As per our report of even date

For Rajeev & Ajay
Firm registration No : 009977N
Chartered Accountants

Ajay Kumar Sachdeva
Partner
Membership No. : 084302

For and on behalf of the Board of Directors of
JAUNT PROPBUILD PRIVATE LIMITED


Sachin Poonia
Director
DIN-09355915


Rajan Sharma
Director
DIN-07183568

Place : New Delhi

Date :

26 MAY 2023

JAUNT PROPBUILD PRIVATE LIMITED
STATEMENT OF PROFIT AND LOSS FOR THE YEAR ENDED 31 MARCH 2023
(Amount in rupees hundred, unless otherwise stated)

Particulars	Notes	31 March 2023	31 March 2022
INCOME			
Revenue from operations		-	-
Total Income (I)		-	-
EXPENSES			
Finance costs	11	6.49	6.49
Other expenses	12	885.56	98.20
Total Expenses (II)		892.05	104.69
Profit/(Loss) before tax from continuing operations (I-II)		(892.05)	(104.69)
Tax expense:			
Current tax		-	-
Profit/(Loss) for the year from continuing operations		(892.05)	(104.69)
Other comprehensive income		-	-
Total other comprehensive income for the year, net of tax		-	-
Total comprehensive income/(loss) for the year, net of tax		(892.05)	(104.69)
Earnings per equity share:	13		
(1) Basic		(8.92)	(1.05)
(2) Diluted		(8.92)	(1.05)

Summary of significant accounting policies

3

The accompanying notes are an integral part of the financial statements.

As per our report of even date

For Rajeev & Ajay

Firm registration No : 009977N

Chartered Accountants

Ajay Kumar Sachdeva

Partner

Membership No. : 084302

For and on behalf of the Board of Directors of
JAUNT PROPBUILD PRIVATE LIMITED

Sachin Poonia

Director

DIN-09355915

Rajan Sharma

Director

DIN-07183568

Place : New Delhi

Date :

26 MAY 2023

JAY PROPBUILD PRIVATE LIMITED
BALANCE SHEET AS AT 31 MARCH 2023
(Amount in rupees hundred, unless otherwise stated)

ASSETS

Current assets

Inventories	4	16,49,264.74	16,49,028.74
Financial assets			
Cash and cash equivalents	5	253.85	256.34
Other financial asset	6	26,089.40	26,089.40
Other current assets	7	10,000.00	10,000.00
Current tax assets (net)	8	108.93	116.66

Total Assets

16,85,716.92 **16,85,491.14**

EQUITY AND LIABILITIES

Equity

Equity share capital	9	1,000.00	1,000.00
Other equity	10	546.86	673.03
Total equity		1,546.86	1,673.03

LIABILITIES

Current liabilities

Financial liabilities			
Trade payables	11	-	-
-total outstanding dues of micro and small enterprises			
-total outstanding dues other than micro and small enterprises		79.00	59.00
Other current liabilities	12	16,84,091.06	16,83,759.11
Total liabilities		16,84,170.06	16,83,818.11

Total Equity and Liabilities

16,85,716.92 **16,85,491.14**

Summary of significant accounting policies

3

The accompanying notes are an integral part of the financial statements.

As per our report of even date

For Rajeev & Ajay
Firm registration No. 8009877N
Chartered Accountants

Ajay Kumar Shekhdeva
Partner
Membership No. :084302

Place : New Delhi
Date :

26 MAY 2023

For and on behalf of the Board of Directors of
JAY PROPBUILD PRIVATE LIMITED

Sachin Poonia
Director
DIN-09355915

Anil Kumar Beniwal
Director
DIN-08129129

JAY PROPBUILD PRIVATE LIMITED
STATEMENT OF PROFIT AND LOSS FOR THE YEAR ENDED 31 MARCH 2023
(Amount in rupees hundred, unless otherwise stated)

Particulars	Notes	31 March 2023	31 March 2022
INCOME			
Other income	13	-	13,80,187.50
Total Income (I)		-	13,80,187.50
EXPENSES			
Finance costs	14	48.73	24.64
Other expenses	15	111.96	98.20
Total Expenses (II)		160.69	122.84
Profit/(Loss) before tax from continuing operations (I-II)		(160.69)	13,80,064.66
Current tax		-	1,078.94
Adjustment of tax relating to earlier periods		(34.51)	-
Profit/(Loss) for the year from continuing operations		(126.18)	13,78,985.72
Other comprehensive income		-	-
Total other comprehensive income for the year, net of tax		-	-
Total comprehensive profit/(loss) for the year, net of tax		(126.18)	13,78,985.72
Earnings per equity share:	16		
(1) Basic		(1.26)	13,789.86
(2) Diluted		(1.26)	13,789.86
Summary of significant-accounting policies	3	-	-


The accompanying notes are an integral part of the financial statements.

As per our report of even date

For Rajeev & Ajay
Firm registration No : 009977N
Chartered Accountants


Ajay Kumar Sachdeva
Partner
Membership No. 009977N

For and on behalf of the Board of Directors of
JAY PROPBUILD PRIVATE LIMITED


Sachin Poonia
Director
DIN-09355915


Anil Kumar Beniwal
Director
DIN-08129129

Place : New Delhi

Date :
26 MAY 2023

JEMMY PROPBUILD PRIVATE LIMITED
BALANCE SHEET AS AT 31 MARCH 2023
(Amount in rupees hundred, unless otherwise stated)

	Notes	As at 31 March 2023	As at 31 March 2022
ASSETS			
Current assets			
Financial assets			
Cash and cash equivalents	4	247.92	221.16
Other financial assets	5	1,37,995.67	1,37,995.67
Total Assets		1,38,243.59	1,38,216.83
EQUITY AND LIABILITIES			
Equity			
Equity share capital	6	1,000.00	1,000.00
Other equity	7	(3,126.51)	(3,014.43)
Total equity		(2,126.51)	(2,014.43)
LIABILITIES			
Current liabilities			
Financial liabilities			
Trade payables	8	-	-
-total outstanding dues of micro and small enterprises		79.00	59.00
-total outstanding dues other than micro and small enterprises			
Other current liabilities	9	1,40,291.10	1,40,172.26
Total liabilities		1,40,370.10	1,40,231.26
Total Equity and Liabilities		1,38,243.59	1,38,216.83

Summary of significant accounting policies

3

The accompanying notes are an integral part of the financial statements.

As per our report of even date

For Rajeev & Ajay

Firm registration No : 00997721

Chartered Accountants

Ajay Kumar Sachdeva

Partner

Membership No. : 084302



For and on behalf of the Board of Directors of
JEMMY PROPBUILD PRIVATE LIMITED

Shantanu Kapoor

Director

DIN-09074181

Tanuj Kumar Shorya

Director

DIN-09793807

Place : New Delhi

Date :

26 MAY 2023

JEMMY PROPBUILD PRIVATE LIMITED
STATEMENT OF PROFIT AND LOSS FOR THE YEAR ENDED 31 MARCH 2023
(Amount in rupees hundred, unless otherwise stated)

Particulars	Notes	31 March 2023	31 March 2022
INCOME			
Revenue from operations		-	-
Total Income		-	-
EXPENSES			
Finance costs	10	3.25	6.49
Other expenses	11	108.84	98.20
Total Expenses		112.09	104.69
Profit/(Loss) before tax from continuing operations		(112.09)	(104.69)
Tax expense:			
Current tax		-	-
Profit/(Loss) for the year from continuing operations		(112.09)	(104.69)
Other comprehensive income		-	-
Total other comprehensive income for the year, net of tax		-	-
Total comprehensive income/(loss) for the year, net of tax		(112.09)	(104.69)
Earnings per equity share:	12		
(1) Basic		(1.12)	(1.05)
(2) Diluted		(1.12)	(1.05)
Summary of significant accounting policies	3		

The accompanying notes are an integral part of the financial statements.

As per our report of even date

For Rajeev & Ajay

Firm registration No. 009977N

Chartered Accountants

Ajay Kumar Sachdeva

Ajay Kumar Sachdeva

Partner

Membership No. : 084302



For and on behalf of the Board of Directors of
JEMMY PROPBUILD PRIVATE LIMITED

Shagun Kapoor

Shagun Kapoor

Director

DIN-09074181

Tanuj Kumar Shorya

Tanuj Kumar Shorya

Director

DIN-09793807

Place : New Delhi

Date :

26 MAY 2023