

JERKIN PROPBUILD PRIVATE LIMITED
BALANCE SHEET AS AT 31 MARCH 2023
(Amount in rupees hundred, unless otherwise stated)

	Notes	As at 31 March 2023	As at 31 March 2022
ASSETS			
Current assets			
Inventories	4	38,580.40	81,929.07
Financial assets			
Cash and cash equivalents	5	269.35	214.03
Other financial assets	6	34,472.44	34,472.44
Total Assets		73,322.19	1,16,615.54
EQUITY AND LIABILITIES			
Equity			
Equity share capital	7	1,000.00	1,000.00
Other equity	8	(1,887.37)	(1,875.98)
Total equity		(887.37)	(875.98)
LIABILITIES			
Current liabilities			
Financial liabilities			
Trade payables	9	-	-
-total outstanding dues of micro and small enterprises		-	-
-total outstanding dues other than micro and small enterprises		79.00	59.00
Other current liabilities	10	74,130.56	1,17,432.52
Total liabilities		74,209.56	1,17,491.52
Total Equity and Liabilities		73,322.19	1,16,615.54

Summary of significant accounting policies

3

The accompanying notes are an integral part of the financial statements.

As per our report of even date

For Rajeev & Ajay
Firm registration No. E/1009/21
Chartered Accountants

Ajay Kumar Sachdeva
Partner
Membership No. : 084302



For and on behalf of the Board of Directors of
JERKIN PROPBUILD PRIVATE LIMITED

Ovais Ali Khan
Director
DIN-08455167

Shagun Kapoor
Director
DIN- 09074181

Place : New Delhi

Date :

26 MAY 2023

JERKIN PROPBUILD PRIVATE LIMITED
STATEMENT OF PROFIT AND LOSS FOR THE YEAR ENDED 31 MARCH 2023
(Amount in rupees hundred, unless otherwise stated)

Particulars	Notes	31 March 2023	31 March 2022
INCOME			
Revenue from operations	11	103.94	-
Total Income		103.94	-
EXPENSES			
Finance costs	12	6.49	6.49
Other expenses	13	108.84	98.20
Total Expenses		115.33	104.69
Profit/(Loss) before tax from continuing operations		(11.39)	(104.69)
Tax expense:			
Current tax		-	-
Profit/(Loss) for the year form continuing operations		(11.39)	(104.69)
Other comprehensive income		-	-
Total other comprehensive income/(loss) for the year, net of tax		-	-
Total comprehensive income/(loss) for the year, net of tax		(11.39)	(104.69)
Earnings per equity share:			
(1) Basic	14	(0.11)	(1.05)
(2) Diluted		(0.11)	(1.05)
Summary of significant accounting policies	3		

The accompanying notes are an integral part of the financial statements.

As per our report of even date

For Rajeev & Ajay
Firm registration No. 00997724
Chartered Accountants

Ajay Kumar Sachdev
Partner
Membership No. : 084302



For and on behalf of the Board of Directors of
JERKIN PROPBUILD PRIVATE LIMITED

Ovais Ali Khan
Director
DIN-08455167

Shadun Kapoor
Director
DIN- 09074181

Place : New Delhi
Date :

26 MAY 2023

JETTY PROPBUILD PRIVATE LIMITED
BALANCE SHEET AS AT 31 MARCH 2023
(Amount in rupees hundred, unless otherwise stated)

	Notes	As at 31 March 2023	As at 31 March 2022
ASSETS			
Current assets			
Inventories	4	5,75,027.04	5,75,027.04
Financial assets			
Cash and cash equivalents	5	248.79	155.28
Total Assets		5,75,275.83	5,75,182.32
EQUITY AND LIABILITIES			
Equity			
Equity share capital	6	1,000.00	1,000.00
Other equity	7	(3,226.28)	(3,087.35)
Total equity		(2,226.28)	(2,087.35)
LIABILITIES			
Current liabilities			
Financial liabilities			
Trade payables	8	-	-
-total outstanding dues of micro and small enterprises			
-total outstanding dues other than micro and small enterprises		79.00	59.00
Other current liabilities	9	5,77,423.11	5,77,210.67
Total liabilities		5,77,502.11	5,77,269.67
Total Equity and Liabilities		5,75,275.83	5,75,182.32

Summary of significant accounting policies 3

The accompanying notes are an integral part of the financial statements.

As per our report of even date

For Rajeev & Ajay
Firm registration No. 009977N
Chartered Accountants


Ajay Kumar Sachdeva
Partner
Membership No. : 084302

For and on behalf of the Board of Directors of
JETTY PROPBUILD PRIVATE LIMITED


Ovais Ali Khan
Director
DIN-08455167


Shaan Kapoor
Director
DIN- 09074181

Place : New Delhi

Date :

26 MAY 2023

JETTY PROPBUILD PRIVATE LIMITED
STATEMENT OF PROFIT AND LOSS FOR THE YEAR ENDED 31 MARCH 2023
(Amount in rupees hundred, unless otherwise stated)

Particulars	Notes	31 March 2023	31 March 2022
INCOME			
Revenue from operations		-	-
Total Income		-	-
EXPENSES			
Finance costs	10	6.49	6.49
Other expenses	11	132.44	98.20
Total Expenses		138.93	104.69
Profit/(Loss) before tax from continuing operations		(138.93)	(104.69)
Tax expense:			
Current tax		-	-
Profit/(Loss) for the year from continuing operations		(138.93)	(104.69)
Other comprehensive income		-	-
Total other comprehensive income for the year, net of tax		-	-
Total comprehensive income/(loss) for the year, net of tax		(138.93)	(104.69)
Earnings per equity share:	12		
(1) Basic		(1.39)	(1.05)
(2) Diluted		(1.39)	(1.05)
Summary of significant accounting policies	3		

The accompanying notes are an integral part of the financial statements.

As per our report of even date

For Rajeev & Ajay
Firm registration No. 30199725
Chartered Accountants

Ajay Kumar Sachdeva
Partner
Membership No. : 084302

For and on behalf of the Board of Directors of
JETTY PROPBUILD PRIVATE LIMITED


Ovais Ali Khan
Director
DIN-08455167


Shagun Kapoor
Director
DIN- 09074181

Place : New Delhi

Date :

26 MAY 2023

JIG PROPBUILD PRIVATE LIMITED
BALANCE SHEET AS AT 31 MARCH 2023
(Amount in rupees hundred, unless otherwise stated)

	Notes	As at 31 March 2023	As at 31 March 2022
ASSETS			
Current assets			
Inventories	4	30,364.51	30,364.51
Financial assets			
Cash and cash equivalents	5	250.59	228.76
Total Assets		30,615.10	30,593.27
EQUITY AND LIABILITIES			
Equity			
Equity share capital	6	1,000.00	1,000.00
Other equity	7	(3,120.83)	(3,007.33)
Total equity		(2,120.83)	(2,007.33)
LIABILITIES			
Current liabilities			
Financial liabilities			
Trade payables	8	-	-
-total outstanding dues of micro and small enterprises		79.00	59.00
-total outstanding dues other than micro and small enterprises			
Other current liabilities	9	32,656.93	32,541.60
Total liabilities		32,735.93	32,600.60
Total Equity and Liabilities		30,615.10	30,593.27

Summary of significant accounting policies

3

The accompanying notes are an integral part of the financial statements.

As per our report of even date

For Rajeev & Ajay
Firm registration No : 009977N
Chartered Accountants

Ajay Kumar
Partner
Membership



For and on behalf of the Board of Directors of
JIG PROPBUILD PRIVATE LIMITED

Shagun Kapoor
Director
DIN-09074181

Gaurav Dutta
Director
DIN- 08657459

Place : New Delhi

Date :

26 MAY 2023

JIG PROPBUILD PRIVATE LIMITED
STATEMENT OF PROFIT AND LOSS FOR THE YEAR ENDED 31 MARCH 2023
(Amount in rupees hundred, unless otherwise stated)

Particulars	Notes	31 March 2023	31 March 2022
INCOME			
Other Income	10	0.20	-
Total Income		0.20	-
EXPENSES			
Finance costs	11	4.87	6.49
Other expenses	12	108.84	101.32
Total Expenses		113.71	107.81
Profit/(Loss) before tax from continuing operations		(113.51)	(107.81)
Tax expense:			
Current tax		-	-
Profit/(Loss) for the year from continuing operations		(113.51)	(107.81)
Other comprehensive income			
Total other comprehensive income/(loss) for the year, net of tax		-	-
Total comprehensive income/(loss) for the year, net of tax		(113.51)	(107.81)
Earnings per equity share:			
(1) Basic	13	(1.14)	(1.08)
(2) Diluted		(1.14)	(1.08)

Summary of significant accounting policies

3

The accompanying notes are an integral part of the financial statements.

As per our report of even date

For Rájeev & Ajay
Firm registered under No. 009977N
Chartered Accountants

Ajay Kumar Sachdev
Partner
Membership No. 064302



For and on behalf of the Board of Directors of
JIG PROPBUILD PRIVATE LIMITED

Shagun Kapoor
Shagun Kapoor
Director
DIN-09074181

Gaurav Dutta
Gaurav Dutta
Director
DIN- 08657459

Place : New Delhi

Date :

26 MAY 2023

JIVE PROPBUILD PRIVATE LIMITED
BALANCE SHEET AS AT 31 MARCH 2023
(Amount in rupees hundred, unless otherwise stated)

	Note	As at 31 March 2023	As at 31 March 2022
ASSETS			
Current assets			
Inventories	4	439.55	1,080.27
Financial assets			
Cash and cash equivalents	5	255.94	230.81
Current tax assets (net)	6	-	-
Total Assets		695.49	1,311.08
EQUITY AND LIABILITIES			
Equity			
Equity share capital	7	1,000.00	1,000.00
Other equity	8	(3,091.99)	(2,987.81)
Total equity		(2,091.99)	(1,987.81)
LIABILITIES			
Current liabilities			
Financial liabilities			
Trade payables	9	-	-
-total outstanding dues of micro and small enterprises		-	-
-total outstanding dues other than micro and small enterprises		79.00	59.00
Other current liabilities	10	2,708.48	3,239.89
Total liabilities		2,787.48	3,298.89
Total Equity and Liabilities		695.49	1,311.08

Summary of significant accounting policies 3

The accompanying notes are an integral part of the financial statements.

As per our report of even date

For Rajeev & Ajay
Firm registration No : 009977N
Chartered Accountants

Ajay Kumar Sachdeva
Partner
Membership No: 4984302



For and on behalf of the Board of Directors of
JIVE PROPBUILD PRIVATE LIMITED

V. Radha Krishna
Vazhakkate Radha Krishna
Director
DIN-05268278

Anil Kumar Beniwal
Anil Kumar Beniwal
Director
DIN-08129129

Place : New Delhi
Date :

26 MAY 2023

JIVE PROPBUILD PRIVATE LIMITED
STATEMENT OF PROFIT AND LOSS FOR THE YEAR ENDED 31 MARCH 2023
(Amount in rupees hundred, unless otherwise stated)

Particulars	Notes	31 March 2023	31 March 2022
INCOME			
Revenue From Operations	11	6.41	-
Total Income (I)		6.41	-
EXPENSES			
Finance costs	12	4.87	6.49
Other expenses	13	105.72	98.20
Total Expenses (II)		110.59	104.69
Profit/(Loss) before tax from continuing operations (I-II)		(104.18)	(104.69)
Tax expense:			
Current tax		-	-
Profit/(Loss) for the year from continuing operations		(104.18)	(104.69)
Other comprehensive income		-	-
Total other comprehensive income for the year, net of tax		-	-
Total comprehensive (loss) for the year, net of tax		(104.18)	(104.69)
Earnings per equity share:			
(1) Basic	14	(1.04)	(1.05)
(2) Diluted		(1.04)	(1.05)
Summary of significant accounting policies	3		

The accompanying notes are an integral part of the financial statements.

As per our report of even date

For **Rajeev & Ajay**
Firm registration No. 3009977N
Chartered Accountants

Ajay Kumar Sachdeva
Partner
Membership No. : 084302

For and on behalf of the Board of Directors of
JIVE PROPBUILD PRIVATE LIMITED

V. Radha Krishna
Vazhakkate Radha Krishna
Director
DIN-05268278

Anil Kumar Beniwal
Director
DIN-08129129

Place : New Delhi

Date :

26 MAY 2023

JUHI PROMOTERS PRIVATE LIMITED
BALANCE SHEET AS AT 31 MARCH 2023
(Amount in rupees hundred, unless otherwise stated)

	Notes	As at 31 March 2023	As at 31 March 2022
ASSETS			
Current assets			
Financial assets			
Cash and cash equivalents	4	484.17	237.41
Other current assets	5	10,626.91	10,944.16
Total Assets		11,111.08	11,181.57
EQUITY AND LIABILITIES			
Equity			
Equity share capital	6	1,000.00	1,000.00
Other equity	7	9,972.53	10,043.02
Total equity		10,972.53	11,043.02
LIABILITIES			
Current liabilities			
Financial liabilities			
Trade payables	8	-	-
-total outstanding dues of micro and small enterprises		-	-
-total outstanding dues other than micro and small enterprises		59.00	59.00
Current tax liabilities (net)	9	79.55	79.55
Total liabilities		138.55	138.55
Total Equity and Liabilities		11,111.08	11,181.57

Summary of significant accounting policies

3

The accompanying notes are an integral part of the financial statements.

As per our report of even date

For **NAV RATN & CO LLP**
Firm Reg. No.: N500107
Chartered Accountants


Nitish Mittal
Partner
Membership No.: 09



For and on behalf of the Board of Directors of
JUHI PROMOTERS PRIVATE LIMITED


Kalicharan Patro
Director
DIN-10049038


Anil Kumar Beniwal
Director
DIN-08129129

Place : Gurugram

Date : **26 MAY 2023**

JUHI PROMOTERS PRIVATE LIMITED
STATEMENT OF PROFIT AND LOSS FOR THE YEAR ENDED 31 MARCH 2023
(Amount in rupees hundred, unless otherwise stated)

Particulars	Notes	31 March 2023	31 March 2022
INCOME			
Other income	10	-	8.86
Total Income		-	8.86
EXPENSES			
Finance costs	11	3.25	6.49
Other expenses	12	67.24	91.96
Total Expenses		70.49	98.45
Profit/(Loss) before tax		(70.49)	(89.59)
Tax expense:			
Current tax		-	-
Profit/(Loss) for the year		(70.49)	(89.59)
Other comprehensive income/(loss)		-	-
Total other comprehensive income/(loss) for the year, net of tax		-	-
Total comprehensive income/(loss) for the year, net of tax		(70.49)	(89.59)
Earnings per equity share:			
(1) Basic	13	(0.70)	(0.90)
(2) Diluted		(0.70)	(0.90)

Summary of significant accounting policies

3

The accompanying notes are an integral part of the financial statements.

As per our report of even date

For **NAV RATN & CO LLP**
Firm Reg. No.: N500107
Chartered Accountants


Nitish Mittal
Partner
Membership No.: 095



For and on behalf of the Board of Directors of
JUHI PROMOTERS PRIVATE LIMITED


Kalicharan Patro
Director
DIN-10049038


Anil Kumar Beniwal
Director
DIN-08129129

Place : Gurugram

Date : **26 MAY 2023**

KAMDHENU PROJECTS PRIVATE LIMITED
BALANCE SHEET AS AT 31 MARCH 2023
(Amount in rupees hundred, unless otherwise stated)

	Notes	As at 31 March 2023	As at 31 March 2022
ASSETS			
Non-current assets			
Financial Assets			
Investments	4	6,000.00	6,000.00
		6,000.00	6,000.00
Current assets			
Inventories	5	45,19,113.91	45,21,980.04
Financial assets			
Cash and cash equivalents	6	277.34	375.26
Other financial assets	7	2,31,670.01	2,31,670.01
Other current assets	8	50,000.00	50,000.00
Current tax assets (net)	9	1,59,047.14	1,73,497.52
		49,60,108.40	49,77,522.83
Total Assets		49,66,108.40	49,83,522.83
EQUITY AND LIABILITIES			
Equity			
Equity share capital	10	1,000.00	1,000.00
Other equity	11	(5,33,628.59)	(5,33,736.47)
Total equity		(5,32,628.59)	(5,32,736.47)
LIABILITIES			
Current liabilities			
Financial liabilities			
Trade payables	12		
-total outstanding dues of micro and small enterprises			
-total outstanding dues other than micro and small enterprises		492.50	472.50
Other current liabilities	13	54,98,244.49	55,15,786.80
Total liabilities		54,98,736.99	55,16,259.30
Total Equity and Liabilities		49,66,108.40	49,83,522.83
Summary of significant accounting policies	3		

The accompanying notes are an integral part of the financial statements.

As per our report of even date

For **NAVRATA & CO LLP**
Firm Reg. No.: N500107
Chartered Accountants


Nishu Mittal
Partner
Membership No.: 095371



Place : Gurugram

Date : **26 MAY 2023**

For and on behalf of the Board of Directors of
KAMDHENU PROJECTS PRIVATE LIMITED


Lalit Prasad Singh
Director
DIN-08129091


Gaurav Dutta
Director
DIN-08657459

KAMDHENU PROJECTS PRIVATE LIMITED
STATEMENT OF PROFIT AND LOSS FOR THE YEAR ENDED 31 MARCH 2023
(Amount in rupees hundred, unless otherwise stated)

Particulars	Notes	31 March 2023	31 March 2022
INCOME			
Revenue from operations	14	10.41	-
Other income	15	439.72	43,769.91
Total Income		450.13	43,769.91
EXPENSES			
Finance costs	16	70.74	6.49
Other expenses	17	622.37	43,209.74
Total Expenses		693.11	43,216.23
Profit/(Loss) before tax from continuing operations		(242.98)	553.68
Tax expense:			
Current tax		-	143.96
Adjustment of tax relating to earlier periods		(350.86)	-
Profit/(Loss) for the year from continuing operations		107.88	409.72
Other comprehensive income		-	-
Total other comprehensive income for the year, net of tax		-	-
Total comprehensive income/(loss) for the year, net of tax		107.88	409.72
Earnings per equity share:			
(1) Basic	18	1.08	4.10
(2) Diluted		1.08	4.10

Summary of significant accounting policies

3

The accompanying notes are an integral part of the financial statements.

As per our report of even date

For **NAV R A T N & CO LLP**
Firm Reg. No.: N500107
Chartered Accountants

Nitish Mittal
Nitish Mittal
Partner
Membership No.: 09537



Place : Gurugram
Date :

26 MAY 2023

For and on behalf of the Board of Directors of
KAMDHENU PROJECTS PRIVATE LIMITED

Lalit Prasad Singh
Lalit Prasad Singh
Director
DIN-08129091

Gaurav Bhatta
Gaurav Bhatta
Director
DIN-08657459

KARTIKAY BUILDWELL PRIVATE LIMITED
BALANCE SHEET AS AT 31 MARCH 2023

(Amount in rupees hundred, unless otherwise stated)

Notes	As at 31 March 2023	As at 31 March 2022
ASSETS		
Non-current assets		
Property, plant and equipment	-	-
Current assets		
Inventories	2,843.80	-
Financial assets	-	-
Cash and cash equivalents	279.16	2,146.20
Other current assets	-	12,330.00
Total assets	3,122.96	14,476.20
EQUITY AND LIABILITIES		
Equity		
Equity share capital	1,000.00	1,000.00
Other equity	(2,93,155.68)	(2,93,836.00)
Total equity	(2,92,155.68)	(2,92,836.00)
LIABILITIES		
Current liabilities		
Financial liabilities		
Trade payables	-	-
-total outstanding dues of micro and small enterprises	-	-
-total outstanding dues other than micro and small enterprises	79.00	59.00
Other current liabilities	2,97,079.84	3,07,133.40
Current tax liabilities (net)	119.80	119.80
Total liabilities	2,97,278.64	3,07,312.20
Total equity and liabilities	3,122.96	14,476.20
Summary of significant accounting policies		
3		

The accompanying notes are an integral part of the financial statements.

As per our report of even date

For N A V R A T N & C O L P

Firm Reg. No.: NS00107

Chartered Accountants

Nish Mittal

Partner

Membership No.: 09537



Place : Gurugram

Date : 26 MAY 2023

For and on behalf of the Board of Directors of

KARTIKAY BUILDWELL PRIVATE LIMITED

Kamal Malik

Director

DIN- 08129137

Anil Kumar Beniwal

Director

DIN- 08129129

KARTIKAY BUILDWELL PRIVATE LIMITED
STATEMENT OF PROFIT AND LOSS FOR THE YEAR ENDED 31 MARCH 2023
 (Amount in rupees hundred, unless otherwise stated)

Particulars	31 March 2023	31 March 2022
INCOME		
Revenue from operations	79.50	79.50
Total income	-	-
EXPENSES		
Finance costs	21.49	7.87
Other expenses	1,298.20	2,877.44
Total Expenses	1,319.69	2,885.31
Profit/(Loss) before tax	(1,319.69)	(2,805.81)
Tax expense:		
Current tax	-	-
Profit/(Loss) for the year from operations	(1,319.69)	(2,805.81)
Other comprehensive income	-	-
Total other comprehensive income/(loss) for the year, net of tax	-	-
Total comprehensive income/(loss) for the year, net of tax	(1,319.69)	(2,805.81)
Earnings per equity share:		
(1) Basic	(13.20)	(28.06)
(2) Diluted	(13.20)	(28.06)
Summary of significant accounting policies	3	

The accompanying notes are an integral part of the financial statements.

As per our report of even date

For NAVRATN & CO LLP

Firm Reg. No.: NS00107

Chartered Accountants

Nitish Mittal
 Nitish Mittal

Partner

Membership No.: 095371



Place : Gurugram

Date :

26 MAY 2023

For and on behalf of the Board of Directors of
KARTIKAY BUILDWELL PRIVATE LIMITED

Anil Kumar Benthwal
 Anil Kumar Benthwal

Director

DIN-08129129

Kamal Malik
 Kamal Malik

Director

DIN-08129137

KAYAK PROPBUILD PRIVATE LIMITED
BALANCE SHEET AS AT 31 MARCH 2023
(Amount in rupees hundred, unless otherwise stated)

	Notes	As at 31 March 2023	As at 31 March 2022
ASSETS			
Current assets			
Inventories	4	37,526.74	37,526.74
Financial assets			
Cash and cash equivalents	5	254.05	238.92
Total Assets		37,780.79	37,765.66
EQUITY AND LIABILITIES			
Equity			
Equity share capital	6	1,000.00	1,000.00
Other equity	7	(3,146.84)	(3,006.42)
Total equity		(2,146.84)	(2,006.42)
LIABILITIES			
Current liabilities			
Financial liabilities			
Trade payables	8	-	-
-total outstanding dues of micro and small enterprises			
-total outstanding dues other than micro and small enterprises		79.00	59.00
Other current liabilities	9	39,848.63	39,713.08
Total liabilities		39,927.63	39,772.08
Total Equity and Liabilities		37,780.79	37,765.66

Summary of significant accounting policies

3

The accompanying notes are an integral part of the financial statements.

As per our report of even date

For Rajeev & Ajay
Firm registration No : 009977N
Chartered Accountants


Ajay Kumar Sachdeva
Partner
Membership No. : 084302

For and on behalf of the Board of Directors of
KAYAK PROPBUILD PRIVATE LIMITED


Arun Kumar
Director
DIN-08657473


Suman Jain
Director
DIN-08385675

Place : New Delhi

Date :

26 MAY 2023

KAYAK PROPBUILD PRIVATE LIMITED
STATEMENT OF PROFIT AND LOSS FOR THE YEAR ENDED 31 MARCH 2023
(Amount in rupees hundred, unless otherwise stated)

Particulars	Notes	31 March 2023	31 March 2022
INCOME			
Revenue from operations		-	-
Total Income (I)		-	-
EXPENSES			
Finance costs	10	4.87	6.49
Other expenses	11	135.56	98.20
Total Expenses (II)		140.43	104.69
Profit/(Loss) before tax from continuing operations (I-II)		(140.43)	(104.69)
Tax expense:			
Current tax		-	-
Profit/(Loss) for the year from continuing operations		(140.43)	(104.69)
Other comprehensive income			
Total other comprehensive income for the year, net of tax		-	-
Total comprehensive (loss) for the year, net of tax		(140.43)	(104.69)
Earnings per equity share:			
(1) Basic	12	(1.40)	(1.05)
(2) Diluted		(1.40)	(1.05)

Summary of significant accounting policies

3

The accompanying notes are an integral part of the financial statements.

As per our report of even date

For **Rajeev & Ajay**
Firm registration No : 009977N
Chartered Accountants

Ajay Kumar Sachdeva
Partner
Membership No: 084302

Place : New Delhi
Date :

26 MAY 2023

For and on behalf of the Board of Directors of
KAYAK PROPBUILD PRIVATE LIMITED

Arun Kumar
Director
DIN-08657473

Suman Jain
Director
DIN-08385675

KEDGE PROPBUILD PRIVATE LIMITED
BALANCE SHEET AS AT 31 MARCH 2023
(Amount in rupees hundred, unless otherwise stated)

	Notes	As at 31 March 2023	As at 31 March 2022
ASSETS			
Current assets			
Inventories	4	6,55,313.54	6,55,313.54
Financial assets			
Cash and cash equivalents	5	242.70	212.18
Other financial assets	6	6.24	-
Total Assets		6,55,562.48	6,55,525.72
EQUITY AND LIABILITIES			
Equity			
Equity share capital	7	1,000.00	1,000.00
Other equity	8	3,512.40	3,651.20
Total equity		4,512.40	4,651.20
LIABILITIES			
Current liabilities			
Financial liabilities			
Trade payables			
-total outstanding dues of micro and small enterprises	9	-	-
-total outstanding dues other than micro and small enterprises		79.00	59.00
Other current liabilities	10	6,50,971.08	6,50,815.52
Total liabilities		6,51,050.08	6,50,874.52
Total Equity and Liabilities		6,55,562.48	6,55,525.72

Summary of significant accounting policies

3

The accompanying notes are an integral part of the financial statements.

As per our report of even date


For Rajeev & Ajay
Firm registration No : 009977N
Chartered Accountants


Ajay Kumar Sachdeva
Partner
Membership No. : 084302

Place : New Delhi
Date :

26 MAY 2023

For and on behalf of the Board of Directors of
KEDGE PROPBUILD PRIVATE LIMITED


Arun Kumar
Director
DIN-08657473


Susan Jain
Director
DIN-08385675

KEDGE PROPBUILD PRIVATE LIMITED
STATEMENT OF PROFIT AND LOSS FOR THE YEAR ENDED 31 MARCH 2023
(Amount in rupees hundred, unless otherwise stated)

Particulars	Notes	31 March 2023	31 March 2022
INCOME			
Revenue from operations		-	-
Total Income (I)		-	-
EXPENSES			
Finance costs	11	3.25	6.49
Other expenses	12	135.56	98.20
Total Expenses (II)		138.81	104.69
Profit/(Loss) before tax from continuing operations (I-II)		(138.81)	(104.69)
Tax expense			
Current tax		-	-
Profit/(Loss) for the year from continuing operations		(138.81)	(104.69)
Other comprehensive income			
Total other comprehensive income for the year, net of tax		-	-
Total comprehensive (loss) for the year, net of tax		(138.81)	(104.69)
Earnings per equity share:			
(1) Basic	13	(1.39)	(1.05)
(2) Diluted		(1.39)	(1.05)
Summary of significant accounting policies	2		

The accompanying notes are an integral part of the financial statements.

As per our report of even date

For Rajeev & Ajay
Firm registration No.: 009977N
Chartered Accountants

Ajay Kumar Sachdeva
Partner
Membership No.: 084302

Place : New Delhi

Date :

26 MAY 2023

For and on behalf of the Board of Directors of
KEDGE PROPBUILD PRIVATE LIMITED

Arun Kumar
Director
DIN-08657473

Suman Jain
Director
DIN-08385675

KESTREL PROPBUILD PRIVATE LIMITED
BALANCE SHEET AS AT 31 MARCH 2023
 (Amount in rupees hundred, unless otherwise stated)

	Notes	As at 31 March 2023	As at 31 March 2022
ASSETS			
Current assets			
Inventories	4	63,541.26	1,15,295.57
Financial assets			
Cash and cash equivalents	5	250.76	235.62
Other financial assets	6	22,768.73	22,768.73
Total Assets		86,560.75	1,38,299.92
EQUITY AND LIABILITIES			
Equity			
Equity share capital	7	1,000.00	1,000.00
Other equity	8	(2,672.39)	(2,564.53)
Total equity		(1,672.39)	(1,564.53)
LIABILITIES			
Current liabilities			
Financial liabilities			
Trade payables	9	-	-
-total outstanding dues of micro and small enterprises			
-total outstanding dues other than micro and small enterprises		79.00	59.00
Other current liabilities	10	88,154.14	1,39,805.45
Total liabilities		88,233.14	1,39,864.45
Total Equity and Liabilities		86,560.75	1,38,299.92

Summary of significant accounting policies 3

The accompanying notes are an integral part of the financial statements.

As per our report of even date

For Rajeev & Ajay
 Firm registration No : 009977N
 Chartered Accountants

Ajay Kumar Sachdeva
 Partner
 Membership No. 0543102

Place : New Delhi

Date : 26 MAY 2023

For and on behalf of the Board of Directors of
KESTREL PROPBUILD PRIVATE LIMITED


 Rahul Chowdhary
 Director
 DIN-09668716


 Shaji Kumar Sasidharan
 Director
 DIN-07119343

KESTREL PROPBUILD PRIVATE LIMITED
STATEMENT OF PROFIT AND LOSS FOR THE YEAR ENDED 31 MARCH 2023
(Amount in rupees hundred, unless otherwise stated)

Particulars	Notes	31 March 2023	31 March 2022
INCOME			
Revenue from operations	11	32.56	-
Total Income (I)		32.56	-
EXPENSES			
Finance costs	12	4.87	6.49
Other expenses	13	135.56	104.20
Total Expenses (II)		140.43	110.69
Profit/(Loss) before tax from continuing operations (I-II)		(107.86)	(110.69)
Tax expense:			
Current tax		-	-
Profit/(Loss) for the year from continuing operations		(107.86)	(110.69)
Other comprehensive income			
Other comprehensive income		-	-
Total other comprehensive income for the year, net of tax		-	-
Total comprehensive (loss) for the year, net of tax		(107.86)	(110.69)
Earnings per equity share:			
(1) Basic	14	(1.08)	(1.11)
(2) Diluted		(1.08)	(1.11)

Summary of significant accounting policies 3

The accompanying notes are an integral part of the financial statements.

As per our report of even date

For Rajeev & Ajay
Firm registration No. : 009977N
Chartered Accountants

Ajay Kumar Sachdeva
Partner
Membership No. : 1054302



For and on behalf of the Board of Directors of
KESTREL PROPBUILD PRIVATE LIMITED


Rakesh Chowdhary
Director
DIN-09668716


Shaji Kumar Sasidharan
Director
DIN-07119343

Place : New Delhi

Date: 26 MAY 2023

KISMET PROPBUILD PRIVATE LIMITED
BALANCE SHEET AS AT 31 MARCH 2023
(Amount in rupees hundred, unless otherwise stated)

	Notes	As at	
		31 March 2023	31 March 2022
ASSETS			
Current assets			
Inventories	4	16,90,118.29	16,90,118.29
Financial assets			
Cash and cash equivalents	5	254.61	231.10
Other current assets	6	8,37,613.71	8,37,613.71
Total Assets		25,27,986.61	25,27,963.10
EQUITY AND LIABILITIES			
Equity			
Equity share capital	7	1,000.00	1,000.00
Other equity	8	(13,35,523.66)	(13,35,402.09)
Total equity		(13,34,523.66)	(13,34,402.09)
LIABILITIES			
Current liabilities			
Financial liabilities			
Trade payables			
-total outstanding dues of micro and small enterprises	9	-	-
-total outstanding dues other than micro and small enterprises		79.00	59.00
Other current liabilities	10	38,62,431.27	38,62,306.19
Total liabilities		38,62,510.27	38,62,365.19
Total Equity and Liabilities		25,27,986.61	25,27,963.10

Summary of significant accounting policies

3

The accompanying notes are an integral part of the financial statements.

As per our report of even date

For Rajeev & Ajay
Firm registration No - 009977N
Chartered Accountants

Ajay Kumar Sachdeva
Partner
Membership No - 084302



For and on behalf of the Board of Directors of
KISMET PROPBUILD PRIVATE LIMITED


Kamal Malik
Director
DIN- 08129137


Rajan Sharma
Director
DIN-07183568

Place : New Delhi
Date :

26 MAY 2023

KISMET PROPBUILD PRIVATE LIMITED
STATEMENT OF PROFIT AND LOSS FOR THE YEAR ENDED 31 MARCH 2023
(Amount in rupees hundred, unless otherwise stated)

Particulars	Notes	31 March 2023	31 March 2022
INCOME			
Revenue from operations		-	-
Total Income (I)		-	-
EXPENSES			
Finance costs	11	6.49	6.49
Other expenses	12	115.08	98.20
Total Expenses (II)		121.57	104.69
Profit/(Loss) before tax from continuing operations (I-II)		(121.57)	(104.69)
Tax expense:			
Current tax		-	-
Profit/(Loss) for the year from continuing operations		(121.57)	(104.69)
Other comprehensive income			
Total other comprehensive income for the year, net of tax		-	-
Total comprehensive (loss) for the year, net of tax		(121.57)	(104.69)
Earnings per equity share:			
(1) Basic	13	(1.22)	(1.05)
(2) Diluted		(1.22)	(1.05)

Summary of significant accounting policies

3

The accompanying notes are an integral part of the financial statements.

As per our report of even date

For Rajeev & Ajay
Firm registration No : 009977N
Chartered Accountants

Ajay Kumar Sachdeva
Partner
Membership No. : 084302

For and on behalf of the Board of Directors of
KISMET PROPBUILD PRIVATE LIMITED

Kamal Malik
Director
DIN- 08129137

Rajan Sharma
Director
DIN-07183568

Place : New Delhi

Date :

26 MAY 2023

KNOLL PROPBUILD PRIVATE LIMITED
BALANCE SHEET AS AT 31 MARCH 2023
(Amount in rupees hundred, unless otherwise stated)

Notes	As at	
	31 March 2023	31 March 2022
ASSETS		
Current assets		
Inventories	7,49,845.05	7,49,845.05
Financial assets		
Cash and cash equivalents	257.07	231.94
Total Assets	7,50,102.12	7,50,076.99
EQUITY AND LIABILITIES		
Equity		
Equity share capital	1,000.00	1,000.00
Other equity	(1,810.46)	(1,696.75)
Total equity	(810.46)	(696.75)
LIABILITIES		
Current liabilities		
Financial liabilities		
Trade payables		
- total outstanding dues of micro and small enterprises		
- total outstanding dues other than micro and small enterprises	79.00	59.00
Other current liabilities	7,50,833.58	7,50,714.74
Total liabilities	7,50,912.58	7,50,773.74
Total Equity and Liabilities	7,50,102.12	7,50,076.99

Summary of significant accounting policies

3

The accompanying notes are an integral part of the financial statements.

As per our report of even date

For Rajeev & Ajax
Firm registration No: 099977N
Chartered Accountants

Ajay Kumar Sachdeva
Partner
Membership No.: 084302

Place : New Delhi

Date :
26 MAY 2023

For and on behalf of the Board of Directors of
KNOLL PROPBUILD PRIVATE LIMITED


Manish Kumar
Director
DIN-08376570


Pravesh Kumar
Director
DIN-08376738

KNOLL PROPBUILD PRIVATE LIMITED
STATEMENT OF PROFIT AND LOSS FOR THE YEAR ENDED 31 MARCH 2023
(Amount in rupees hundred, unless otherwise stated)

Particulars	Notes		
		31 March 2023	31 March 2022
INCOME			
Revenue from operations		-	-
Total Income (I)		-	-
EXPENSES			
Finance costs	10	4.87	6.49
Other expenses	11	108.84	98.20
Total Expenses (II)		113.71	104.69
Profit/(Loss) before tax from continuing operations (I-II)		(113.71)	(104.69)
Tax expense:			
Current tax		-	-
Profit/(Loss) for the year from continuing operations		(113.71)	(104.69)
Other comprehensive income			
Total other comprehensive income for the year, net of tax		-	-
Total comprehensive Income/(loss) for the year, net of tax		(113.71)	(104.69)
Earnings per equity share:			
(1) Basic	12	(1.14)	(1.05)
(2) Diluted		(1.14)	(1.05)
Summary of significant accounting policies	3		

The accompanying notes are an integral part of the financial statements.

As per our report of even date

For Rajeev & Ajay
Firm registration No. 009977N
Chartered Accountants

Ajay Kumar Sachdeva
Partner
Membership No. D84302

For and on behalf of the Board of Directors of
KNOLL PROPBUILD PRIVATE LIMITED

Manish Kumar
Director
DIN-08376570

Pravesh Kumar
Director
DIN-08376738

Place : New Delhi
Date :

26 MAY 2023

KUDOS PROPBUILD PRIVATE LIMITED
BALANCE SHEET AS AT 31 MARCH 2023
(Amount in rupees hundred, unless otherwise stated)

	Notes	As at 31 March 2023	As at 31 March 2022
ASSETS			
Current assets			
Financial assets			
Cash and cash equivalents	4	502.59	237.46
Total Assets		502.59	237.46
EQUITY AND LIABILITIES			
Equity			
Equity share capital	5	1,000.00	1,000.00
Other equity	6	(2,296.75)	(2,176.80)
Total equity		(1,296.75)	(1,176.80)
LIABILITIES			
Current liabilities			
Financial liabilities			
Trade payables	7	-	-
-total outstanding dues of micro and small enterprises			
-total outstanding dues other than micro and small enterprises		79.00	59.00
Other current liabilities	8	1,720.34	1,355.26
Total liabilities		1,799.34	1,414.26
Total Equity and Liabilities		502.59	237.46
Summary of significant accounting policies	3		

The accompanying notes are an integral part of the financial statements.

As per our report of even date

For Rajeev & Ajay
Firm registration No. : 009977N
Chartered Accountants

Ajay Kumar Sachdeva
Partner
Membership No. : 084302



For and on behalf of the Board of Directors of
KUDOS PROPBUILD PRIVATE LIMITED

V. Radha Krishna
Vazhakkate Radha Krishna
Director
DIN-05268278

Rajul Chowdhary
Rajul Chowdhary
Director
DIN-09668716

Place : New Delhi
Date :

26 MAY 2023

KUDOS PROPBUILD PRIVATE LIMITED
STATEMENT OF PROFIT AND LOSS FOR THE YEAR ENDED 31 MARCH 2023
(Amount in rupees hundred, unless otherwise stated)

Particulars	Notes	31 March 2023	31 March 2022
INCOME			
Revenue from operations		-	-
Total Income (I)		-	-
EXPENSES			
Finance costs	9	4.87	6.49
Other expenses	10	115.08	95.08
Total Expenses (II)		119.95	101.57
Profit/(Loss) before tax from continuing operations (I-II)		(119.95)	(101.57)
Tax expense:			
Current Tax		-	-
Profit/(Loss) for the year from continuing operations		(119.95)	(101.57)
Other Comprehensive Income			
Total other comprehensive income for the year, net of tax		-	-
Total comprehensive income/(loss) for the year, net of tax		(119.95)	(101.57)
Earnings per equity share (computed on the basis of profit/(loss) for the year):	11		
(1) Basic		(1.20)	(1.02)
(2) Diluted		(1.20)	(1.02)
Summary of significant accounting policies	3		

The accompanying notes are an integral part of the financial statements.

As per our report of even date

For Rajeev & Ajay
Firm registration No : 009977N
Chartered Accountants

Ajay Kumar Sachdeva
Partner
Membership No. : 084302



For and on behalf of the Board of Directors of
KUDOS PROPBUILD PRIVATE LIMITED

V. Radha Krishna

Vazhakkate Radha Krishna
Director
DIN-05268278

Rahul Chowdhary

Rahul Chowdhary
Director
DIN-09668716

Place : New Delhi

Date : 26 MAY 2023

LADLE PROPBUILD PRIVATE LIMITED
BALANCE SHEET AS AT 31 MARCH 2023
(Amount in rupees hundred, unless otherwise stated)

	Notes	As at 31 March 2023	As at 31 March 2022
ASSETS			
Current assets			
Inventories	4	11,57,056.55	11,57,056.55
Financial assets			
Cash and cash equivalents	5	446.52	236.33
Other financial assets	6	44,084.66	57,901.34
Total Assets		12,01,587.73	12,15,194.22
EQUITY AND LIABILITIES			
Equity			
Equity share capital	7	1,000.00	1,000.00
Other equity	8	(12,174.94)	(12,036.00)
Total equity		(11,174.94)	(11,036.00)
LIABILITIES			
Current liabilities			
Financial liabilities			
Trade payables			
-total outstanding dues of micro and small enterprises	9	-	-
-total outstanding dues other than micro and small enterprises		79.00	59.00
Other current liabilities	10	12,12,654.78	12,26,142.33
Current tax liabilities (net)	11	28.89	28.89
Total liabilities		12,12,762.67	12,26,230.22
Total Equity and Liabilities		12,01,587.73	12,15,194.22

Summary of significant accounting policies 3

The accompanying notes are an integral part of the financial statements.

As per our report of even date

For Rajeev & Ajay
Firm registration No : 009977N
Chartered Accountants

Ajay Kumar Sachdeva
Partner
Membership No. : 084302



For and on behalf of the Board of Directors of
LADLE PROPBUILD PRIVATE LIMITED

Manish Kumar
Director
DIN-08376570

Ramesh Chandra Khulbe
Director
DIN-07109071

Place : New Delhi

Date :

26 MAY 2023

LADLE PROPBUILD PRIVATE LIMITED
STATEMENT OF PROFIT AND LOSS FOR THE YEAR ENDED 31 MARCH 2023
(Amount in rupees hundred, unless otherwise stated)

Particulars	Notes	31 March 2023	31 March 2022
INCOME			
Other income		-	-
Total Income (I)		-	-
EXPENSES			
Finance costs	12	6.49	6.49
Other expenses	13	132.44	95.08
Total Expenses (II)		138.93	101.57
Profit/(Loss) before tax from continuing operations (I-II)		(138.93)	(101.57)
Tax expense:			
Current tax		-	-
Profit/(Loss) for the year from continuing operations		(138.93)	(101.57)
Other comprehensive income		-	-
Total other comprehensive income for the year, net of tax		-	-
Total comprehensive income/(loss) for the year, net of tax		(138.93)	(101.57)
Earnings per equity share:			
(1) Basic	14	(1.39)	(1.02)
(2) Diluted		(1.39)	(1.02)
Summary of significant accounting policies	3		

The accompanying notes are an integral part of the financial statements.

As per our report of even date

For Rajeev & Ajay
Firm registration No : 009977N
Chartered Accountants

Ajay Kumar Sachdeva
Partner
Membership No. : 084302

Place : New Delhi
Date :

26 MAY 2023

For and on behalf of the Board of Directors of
LADLE PROPBUILD PRIVATE LIMITED

Manish Kumar
Director
DIN-08376570

Ramesh Chandra Khulb
Director
DIN-07109071

LAVISH PROPBUILD PRIVATE LIMITED
BALANCE SHEET AS AT 31 MARCH 2023
(Amount in rupees hundred, unless otherwise stated)

	Notes	As at 31 March 2023	As at 31 March 2022
ASSETS			
Current assets			
Financial assets			
Cash and cash equivalents	4	248.76	205.25
Other current assets	5	-	-
Total Assets		248.76	205.25
EQUITY AND LIABILITIES			
Equity			
Equity share capital	6	1,000.00	1,000.00
Other equity	7	(8,35,838.89)	(8,35,720.44)
Total equity		(8,34,838.89)	(8,34,720.44)
LIABILITIES			
Current liabilities			
Financial liabilities			
Trade payables	8	-	-
-total outstanding dues of micro and small enterprises		-	-
-total outstanding dues other than micro and small enterprises		79.00	59.00
Other current liabilities	9	8,35,008.65	8,34,866.69
Total liabilities		8,35,087.65	8,34,925.69
Total Equity and Liabilities		248.76	205.25

Summary of significant accounting policies

3

The accompanying notes are an integral part of the financial statements.

As per our report of even date

For Rajeev & Ajay
Firm registration No.: 009977N
Chartered Accountants

Ajay Kumar Sachdeva
Partner
Membership No. : 084302



For and on behalf of the Board of Directors of
LAVISH PROPBUILD PRIVATE LIMITED

Lalan Prasad Singh
Director
DIN-08129091

Rajan Sharma
Director
DIN-07183568

Place : New Delhi

Date :

26 MAY 2023

LAVISH PROPBUILD PRIVATE LIMITED
STATEMENT OF PROFIT AND LOSS FOR THE YEAR ENDED 31 MARCH 2023
(Amount in rupees hundred, unless otherwise stated)

Particulars	Notes	31 March 2023	31 March 2022
INCOME			
Revenue from operations		-	-
Total Income (I)		-	-
EXPENSES			
Finance costs	10	6.49	6.49
Other expenses	11	111.96	98.20
Total Expenses (II)		118.45	104.69
Profit/(Loss) before tax and exceptional items from continuing operations (I-II)		(118.45)	(104.69)
Tax expense:			
Current tax		-	-
Profit/(Loss) for the year from continuing operations		(118.45)	(104.69)
Other comprehensive income			
Total other comprehensive income/(loss) for the year, net of tax		-	-
Total comprehensive income/(loss) for the year, net of tax		(118.45)	(104.69)
Earnings per equity share:			
(1) Basic	12	(1.18)	(1.05)
(2) Diluted		(1.18)	(1.05)

Summary of significant accounting policies 3

The accompanying notes are an integral part of the financial statements.

As per our report of even date

For Rajeev & Ajay
Firm registration No. : 009977N
Chartered Accountants

Ajay Kumar Sachdeva
Partner
Membership No. : 084302

Place : New Delhi
Date :

26 MAY 2023

For and on behalf of the Board of Directors of
LAVISH PROPBUILD PRIVATE LIMITED

Lal Prasad Singh
Director
DIN-08129091

Rajan Sharma
Director
DIN-07183568

LEGEND BUILDCON PRIVATE LIMITED
BALANCE SHEET AS AT 31 MARCH 2023
(Amount in rupees hundred, unless otherwise stated)

	Notes	As at 31 March 2023	As at 31 March 2022
ASSETS			
Non-current assets			
Financial assets			
Investments	4	9,53,038.98	9,53,038.98
		9,53,038.98	9,53,038.98
Current assets			
Inventories	5	15,57,429.78	13,37,296.44
Financial assets			
Cash and cash equivalents	6	1,477.23	278.68
Other financial assets	7	1,60,318.22	3,80,492.75
Current tax assets (net)	8	229.70	229.70
		17,19,454.93	17,18,297.57
Total Assets		26,72,493.91	26,71,336.55
EQUITY AND LIABILITIES			
Equity			
Equity share capital	9	1,000.00	1,000.00
Other equity	10	(1,05,118.33)	(1,04,975.69)
Total equity		(1,04,118.33)	(1,03,975.69)
LIABILITIES			
Current liabilities			
Financial liabilities			
Trade payables	11	-	-
-total outstanding dues of micro and small enterprises		-	-
-total outstanding dues other than micro and small enterprises		677.95	1,350.95
Other current liabilities	12	27,75,934.29	27,73,961.29
Total liabilities		27,76,612.24	27,75,312.24
Total Equity and Liabilities		26,72,493.91	26,71,336.55

Summary of significant accounting policies

The accompanying notes are an integral part of the financial statements.

As per our report of even date

For Rajeev & Ajay
Firm registration No : 009977N
Chartered Accountants


Ajay Kumar Sachdeva
Partner
Membership No. : 084302

For and on behalf of the Board of Directors of
LEGEND BUILDCON PRIVATE LIMITED


Manish Kumar
Director
DIN-08376570


Pravesh Kumar
Director
DIN-08376738

Place : New Delhi

Date :

26 MAY 2023

LEGEND BUILDCON PRIVATE LIMITED
STATEMENT OF PROFIT AND LOSS FOR THE YEAR ENDED 31 MARCH 2023
(Amount in rupees hundred, unless otherwise stated)

Particulars	Notes	31 March 2023	31 March 2022
INCOME			
Revenue from operations	13	0.79	-
Total Income (I)		0.79	-
EXPENSES			
Finance costs	14	4.87	6.49
Other expenses	15	138.56	103.20
Total Expenses (II)		143.43	109.69
Profit/(Loss) before tax from continuing operations (I-II)		(142.64)	(109.69)
Tax expense:			
Current Tax		-	-
Profit/(Loss) for the year from continuing operations		(142.64)	(109.69)
Other Comprehensive Income			
Total other comprehensive income for the year, net of tax		-	-
Total comprehensive income/(loss) for the year, net of tax		(142.64)	(109.69)
Earnings per equity share (computed on the basis of profit/(loss) for the year):	16		
(1) Basic		(1.43)	(1.10)
(2) Diluted		(1.43)	(1.10)
Summary of significant accounting policies	3		

The accompanying notes are an integral part of the financial statements.

As per our report of even date

For Rajeev & Ajay
Firm registration No : 009977N
Chartered Accountants


Ajay Kumar Sachdeva
Partner
Membership No.: 084302

For and on behalf of the Board of Directors of
LEGEND BUILDCON PRIVATE LIMITED


Manish Kumar
Director
DIN-08376570


Pravesh Kumar
Director
DIN-08376738

Place : New Delhi

Date :
26 MAY 2023

LEGEND BUILDWELL PRIVATE LIMITED
BALANCE SHEET AS AT 31 MARCH 2023
(Amount in rupees hundred, unless otherwise stated)

	Notes	As at 31 March 2023	As at 31 March 2022
ASSETS			
Current assets			
Inventories	4	2,00,145.47	1,96,263.80
Financial assets			
Cash and cash equivalents	5	252.95	218.21
Total Assets		2,00,398.42	1,96,482.01
EQUITY AND LIABILITIES			
Equity			
Equity share capital	6	1,000.00	1,000.00
Other equity	7	(4,706.24)	(4,587.78)
Total equity		(3,706.24)	(3,587.78)
LIABILITIES			
Current liabilities			
Financial liabilities			
Trade payables			
-total outstanding dues of micro and small enterprises		-	-
-total outstanding dues other than micro and small enterprises	8	138.00	59.00
Other current liabilities	9	2,03,966.66	2,00,010.79
Total liabilities		2,04,104.66	2,00,069.79
Total Equity and Liabilities		2,00,398.42	1,96,482.01

Summary of significant accounting policies 3

The accompanying notes are an integral part of the financial statements.

As per our report of even date

For Rajeev & Ajay
Firm registration No. 009977N
Chartered Accountants


Ajay Kumar Sachdeva
Partner
Membership No. 084302

For and on behalf of the Board of Directors of
LEGEND BUILDWELL PRIVATE LIMITED


Manish Kumar
Director
DIN-08376570


Pravesh Kumar
Director
DIN-08376738

Place : New Delhi

Date :

26 MAY 2023

LEGEND BUILDWELL PRIVATE LIMITED
STATEMENT OF PROFIT AND LOSS FOR THE YEAR ENDED 31 MARCH 2023
(Amount in rupees hundred, unless otherwise stated)

Particulars	Notes	31 March 2023	31 March 2022
INCOME			
Revenue from operations		-	-
Total Income (I)		-	-
EXPENSES			
Finance costs	10	6.49	6.49
Other expenses	11	111.96	98.20
Total Expenses (II)		118.45	104.69
Profit/(Loss) before tax from continuing operations (I-II)		(118.45)	(104.69)
Tax expense:			
Current tax		-	-
Profit/(Loss) for the year from continuing operations		(118.45)	(104.69)
Other comprehensive income		-	-
Total other comprehensive income for the year, net of tax		-	-
Total comprehensive income/(loss) for the year, net of tax		(118.45)	(104.69)
Earnings per equity share:			
(1) Basic	12	(1.18)	(1.05)
(2) Diluted		(1.18)	(1.05)
Summary of significant accounting policies	3		

The accompanying notes are an integral part of the financial statements.

As per our report of even date

For Rajeev & Ajay
Firm registration No : 009977N
Chartered Accountants

Ajay Kumar Sachdeva
Partner
Membership No. : 084302

For and on behalf of the Board of Directors of
LEGEND BUILDWELL PRIVATE LIMITED

Manish Kumar
Director
DIN-08376570

P. K. Saini
Pravesh Kumar
Director
DIN-08376738

Place : New Delhi

Date :

26 MAY 2023

LOGICAL DEVELOPERS PRIVATE LIMITED
BALANCE SHEET AS AT 31 MARCH 2023
(Amount in rupees hundred, unless otherwise stated)

	Notes	As at	
		31 March 2023	31 March 2022
ASSETS			
Non-current assets			
Financial assets			
Investments	4	20,94,042.29	20,94,042.29
Current assets			
Inventories	5	1,08,81,357.17	1,06,83,831.91
Financial assets			
Cash and cash equivalents	6	7,110.42	1,735.01
Other financial assets	7	8,92,845.52	8,92,845.52
Other current assets	8	4,68,375.12	4,68,375.12
Current tax assets (net)	9	1,072.51	-
		<u>1,22,50,760.74</u>	<u>1,20,46,787.56</u>
Total assets		<u>1,43,44,803.03</u>	<u>1,41,40,829.85</u>
EQUITY AND LIABILITIES			
Equity			
Equity share capital	10	6,02,000.00	6,02,000.00
Other equity	11	(47,77,919.87)	(47,45,076.58)
Total equity		<u>(41,75,919.87)</u>	<u>(41,43,076.58)</u>
LIABILITIES			
Current liabilities			
Financial liabilities			
Trade payables	12	-	-
-total outstanding dues of micro and small enterprises		-	-
-total outstanding dues other than micro and small enterprises		322.13	1,976.63
Other current liabilities	13	1,85,20,400.78	1,82,81,798.66
Current tax liabilities (net)	14	-	131.14
Total liabilities		<u>1,85,20,722.91</u>	<u>1,82,83,906.43</u>
Total Equity and Liabilities		<u>1,43,44,803.03</u>	<u>1,41,40,829.85</u>
Summary of significant accounting policies	3		

The accompanying notes are an integral part of the financial statements.

As per our report of even date

For NAVRATN & CO LLP
Firm registration No.: N500107
Chartered Accountants


Nidish Mittal
Partner
Membership No.: 095304




For and on behalf of the Board of Directors of
LOGICAL DEVELOPERS PRIVATE LIMITED


Vivek Singh
Director
DIN-03466774


Saurabh Kumar Blaggan
Director
DIN-10049113

Place : Gurugram
Date :

26 MAY 2023


Rohit Rawat
Company Secretary

LOGICAL DEVELOPERS PRIVATE LIMITED
STATEMENT OF PROFIT AND LOSS FOR THE YEAR ENDED 31 MARCH 2023
(Amount in rupees hundred, unless otherwise stated)

Particulars	Notes	31 March 2023	31 March 2022
INCOME			
Revenue from operations	15	40.17	1.51
Other income	16	12,206.50	-
Total Income		12,246.67	1.51
EXPENSES			
Finance costs	17	16.75	6.74
Other expenses	18	45,073.22	6,969.84
Total Expenses		45,089.96	6,976.58
Profit/(Loss) before tax and exceptional items from continuing operations		(32,843.29)	(6,975.07)
Tax expense:			
Current tax		-	-
Profit/(Loss) for the year from continuing operations		(32,843.29)	(6,975.07)
Other comprehensive income		-	-
Total other comprehensive income/(loss) for the year, net of tax		-	-
Total comprehensive income/(loss) for the year, net of tax		(32,843.29)	(6,975.07)
Earnings per equity share:			
(1) Basic	19	(0.55)	(0.12)
(2) Diluted		(0.55)	(0.12)

Summary of significant accounting policies

3

The accompanying notes are an integral part of the financial statements.

As per our report of even date

For **NAV RATN & CO LLP**
Firm registration No.: N500107
Chartered Accountants


Nitish Mittal
Partner
Membership No.: 095371





Place : Gurugram
Date :

26 MAY 2023

For and on behalf of the Board of Directors of
LOGICAL DEVELOPERS PRIVATE LIMITED


Vivek Singh
Director
DIN-03466774


Saurabh Kumar Blagjan
Director
DIN-10049113


Rohit Rawat
Company Secretary

LOGICAL ESTATES PRIVATE LIMITED
BALANCE SHEET AS AT 31 MARCH 2023
(Amount in rupees hundred, unless otherwise stated)

Notes	As at	
	31 March 2023	31 March 2022
ASSETS		
Non-current assets		
Financial assets	2,000.00	2,000.00
Investments	2,000.00	2,000.00
Current assets		
Inventories	47,46,595.69	49,19,573.20
Financial assets		
Cash and cash equivalents	294.75	351.50
Other financial assets	88,632.59	88,632.59
Other current assets	-	18,720.03
	48,35,523.03	50,27,277.32
Total Assets	48,37,523.03	50,29,277.32
EQUITY AND LIABILITIES		
Equity		
Equity share capital	1,000.00	1,000.00
Other equity	(89,723.33)	(90,148.21)
Total equity	(88,723.33)	(89,148.21)
LIABILITIES		
Current liabilities		
Financial liabilities		
Trade payables		
-total outstanding dues of micro and small enterprises	1,570.25	18,979.28
-total outstanding dues other than micro and small enterprises	49,24,676.11	50,99,446.25
Other current liabilities		
Total liabilities	49,26,246.36	51,18,425.53
Total Equity and Liabilities	48,37,523.03	50,29,277.32
Summary of significant accounting policies		3

The accompanying notes are an integral part of the financial statements.

As per our report of even date

For **NAV R A T N & CO LLP**
Firm registration No.: NS00107
Chartered Accountants



Nishu Mittal
Nishu Mittal
Partner
Membership No.: 0953

For and on behalf of the Board of Directors of
LOGICAL ESTATES PRIVATE LIMITED

Jitesh Sharma
Jitesh Sharma
Director
DIN-08428478

Amarjeet Chhikara
Amarjeet Chhikara
Director
DIN-08858736

Place : Gurugram

Date : **26 MAY 2023**

LOGICAL ESTATES PRIVATE LIMITED
STATEMENT OF PROFIT AND LOSS FOR THE YEAR ENDED 31 MARCH 2023
 (Amount in rupees hundred, unless otherwise stated)

Particulars	Notes	31 March 2023	31 March 2022
INCOME			
Revenue from operations	13	568.75	70.31
Total Income		568.75	70.31
EXPENSES			
Finance costs	14	5.32	6.49
Other expenses	15	138.56	192.02
Total Expenses		143.88	198.51
Profit/(Loss) before tax from continuing operations		424.87	(128.20)
Tax expense:			
Current tax		-	-
Profit/(Loss) for the year from continuing operations		424.87	(128.20)
Other comprehensive income		-	-
Total other comprehensive income/(loss) for the year, net of tax		-	-
Total comprehensive income/(loss) for the year, net of tax		424.87	(128.20)
Earnings per equity share:			
(1) Basic	16	4.25	(1.28)
(2) Diluted		4.25	(1.28)
Summary of significant accounting policies	3		

The accompanying notes are an integral part of the financial statements.

As per our report of even date

For NAVRATN & CO LLP
 Firm registration No.: NS001107
 Chartered Accountants



Nishu Mittal
 Partner
 Membership No.: 093377

Place : Gurugram
 Date : **26 MAY 2023**

For and on behalf of the Board of Directors of
LOGICAL ESTATES PRIVATE LIMITED

Jitesh Sharma
 Director
 DIN-08428478

Amarjeet Chhikara
 Director
 DIN-08858736

LOTUS TECHNOBUILD PRIVATE LIMITED
BALANCE SHEET AS AT 31 MARCH 2023
(Amount in rupees hundred unless otherwise stated)

	Notes	As at 31 March 2023	As at 31 March 2022
ASSETS			
Current assets			
Financial assets			
Cash and cash equivalents	4	256.66	231.53
Total Assets		256.66	231.53
EQUITY AND LIABILITIES			
Equity			
Equity share capital	5	1,000.00	1,000.00
Other equity	6	(45,726.64)	(45,606.69)
Total equity		(44,726.64)	(44,606.69)
LIABILITIES			
Current liabilities			
Financial liabilities			
Trade payables	7	-	-
-total outstanding dues of micro and small enterprises		79.00	59.00
-total outstanding dues other than micro and small enterprises		-	-
Other current liabilities	8	44,904.30	44,779.22
Total liabilities		44,983.30	44,838.22
Total Equity and Liabilities		256.66	231.53
Summary of significant accounting policies	3		

The accompanying notes are an integral part of the financial statements.

As per our report of even date

For Rajeev & Ajay
Firm registration No : 009977N
Chartered Accountants


Ajay Kumar Sachdeva
Partner
Membership No. : 084302

For and on behalf of the Board of Directors of
LOTUS TECHNOBUILD PRIVATE LIMITED


Arun Kumar
Director
DIN-08657473


Rajni Chowdhary
Director
DIN-09668716

Place : New Delhi

Date :

26 MAY 2023

LOTUS TECHNOBUILD PRIVATE LIMITED
STATEMENT OF PROFIT AND LOSS FOR THE YEAR ENDED 31 MARCH 2023
 (Amount in rupees hundred unless otherwise stated)

Particulars	Notes	31 March 2023	31 March 2022
INCOME			
Revenue from operations		-	-
Total Income (I)		-	-
EXPENSES			
Finance costs	9	4.87	6.49
Other expenses	10	115.08	95.08
Total Expenses (II)		119.95	101.57
Profit/(Loss) before tax from continuing operations (I-II)		(119.95)	(101.57)
Tax expense:			
Current tax		-	-
Profit/(Loss) for the year from continuing operations		(119.95)	(101.57)
Other comprehensive Income		-	-
Total other comprehensive income for the year, net of tax		-	-
Total comprehensive (loss) for the year, net of tax		(119.95)	(101.57)
Earnings per equity share:			
(1) Basic	11	(1.20)	(1.02)
(2) Diluted		(1.20)	(1.02)

Summary of significant accounting policies

3

The accompanying notes are an integral part of the financial statements.

As per our report of even date

For Rajeev & Ajay
 Firm registration No.: 009977N
 Chartered Accountants

Ajay Kumar Sachdeva
 Partner
 Membership No.: 084302

For and on behalf of the Board of Directors of
LOTUS TECHNOBUILD PRIVATE LIMITED

Arun Kumar
 Director
 DIN-08657473

Rohit Chowdhary
 Director
 DIN-09668716

Place : New Delhi
 Date :

26 MAY 2023

MAESTRO ESTATES PRIVATE LIMITED
BALANCE SHEET AS AT 31 MARCH 2023
(Amount in rupees hundred, unless otherwise stated)

	Notes	As at 31 March 2023	As at 31 March 2022
ASSETS			
Non-current assets			
Financial assets			
Investments	4	1,000.00	1,000.00
		1,000.00	1,000.00
Current assets			
Inventories	5	23,53,541.87	23,53,069.87
Financial assets			
Cash and cash equivalents	6	524.82	202.91
Other current assets	7	-	-
		23,54,066.69	23,53,272.78
Total Assets		23,55,066.69	23,54,272.78
EQUITY AND LIABILITIES			
Equity			
Equity share capital	8	1,000.00	1,000.00
Other equity	9	(22,821.95)	(22,456.54)
Total equity		(21,821.95)	(21,456.54)
LIABILITIES			
Current liabilities			
Financial liabilities			
Trade payables	10	-	-
-total outstanding dues of micro and small enterprises			
-total outstanding dues other than micro and small enterprises		79.00	59.00
Other current liabilities	11	23,76,809.64	23,75,670.32
Total liabilities		23,76,888.64	23,75,729.32
Total Equity and Liabilities		23,55,066.69	23,54,272.78

Summary of significant accounting policies

3

The accompanying notes are an integral part of the financial statements.

As per our report of even date

For **NAV RATN & CO LLP**
Firm Reg. No.: N500107
Chartered Accountants


Nitish Mittal

Partner
Membership No.: 095371



For and on behalf of the Board of Directors of
MAESTRO ESTATES PRIVATE LIMITED


Amarjeet Chhikara

Director
DIN-08858736


Ramesh Khulbe

Director
DIN-07109071

Place : Gurugram

Date : **26 MAY 2023**

MAESTRO ESTATES PRIVATE LIMITED
STATEMENT OF PROFIT AND LOSS FOR THE YEAR ENDED 31 MARCH 2023
(Amount in rupees hundred, unless otherwise stated)

Particulars	Notes	31 March 2023	31 March 2022
INCOME			
Revenue from operations		-	-
Total Income		-	-
EXPENSES			
Finance costs	12	6.49	6.49
Other expenses	13	358.92	101.32
Total Expenses		365.41	107.81
Profit/(Loss) before tax from continuing operations		(365.41)	(107.81)
Tax expense:			
Current tax		-	-
(Loss) for the year from continuing operations		(365.41)	(107.81)
Other comprehensive income		-	-
Total other comprehensive income/(loss) for the year, net of tax		-	-
Total comprehensive income/(loss) for the year, net of tax		(365.41)	(107.81)
Earnings per equity share:			
(1) Basic	14	(3.65)	(1.08)
(2) Diluted		(3.65)	(1.08)

Summary of significant accounting policies 3

The accompanying notes are an integral part of the financial statements.

As per our report of even date

For **NAVRATN & CO LLP**
Firm Reg. No.: N500107
Chartered Accountants


Nish Mittal
Partner
Membership No.: 095371



For and on behalf of the Board of Directors of
MAESTRO ESTATES PRIVATE LIMITED


Amarjeet Chhikara
Director
DIN-08858736


Ramesh Khulbe
Director
DIN-07109071

Place : Gurugram

Date :

26 MAY 2023

MAHONIA ESTATE PRIVATE LIMITED
BALANCE SHEET AS AT 31 MARCH 2023
(Amount in rupees hundred, unless otherwise stated)

	Notes	As at	
		31 March 2023	31 March 2022
ASSETS			
Current assets			
Inventories	4	2,53,099.15	2,53,099.15
Financial assets			
Cash and cash equivalents	5	489.64	246.13
Other financial assets	6	1,92,023.18	1,92,023.18
Total Assets		4,45,611.97	4,45,368.46
EQUITY AND LIABILITIES			
Equity			
Equity share capital	7	10,000.00	10,000.00
Other equity	8	(5,945.53)	(5,824.07)
Total equity		4,054.47	4,175.93
LIABILITIES			
Current liabilities			
Financial liabilities			
Trade payables	9	-	-
-total outstanding dues of micro and small enterprises			
-total outstanding dues other than micro and small enterprises		79.00	59.00
Other current liabilities	10	4,41,478.50	4,41,133.53
Total liabilities		4,41,557.50	4,41,192.53
Total Equity and Liabilities		4,45,611.97	4,45,368.46

Summary of significant accounting policies

3

The accompanying notes are an integral part of the financial statements.

As per our report of even date

For Rajeev & Ajay
Firm registration No. - 009977N
Chartered Accountants

Ajay Kumar Sachdeva
Partner
Membership No. - 684302



For and on behalf of the Board of Directors of
MAHONIA ESTATE PRIVATE LIMITED

Gaurav Dutta
Gaurav Dutta
Director
DIN-08657459

Anil Kumar Beniwal
Anil Kumar Beniwal
Director
DIN-08129129

Place : New Delhi
Date :

26 MAY 2023

MAHONIA ESTATE PRIVATE LIMITED
STATEMENT OF PROFIT AND LOSS FOR THE YEAR ENDED 31 MARCH 2023
(Amount in rupees hundred, unless otherwise stated)

Particulars	Notes	31 March 2023	31 March 2022
INCOME			
Revenue from operations		-	-
Total Income (I)		-	-
EXPENSES			
Finance costs	11	6.49	6.49
Other expenses	12	114.96	103.20
Total Expenses (II)		121.45	109.69
Profit/(Loss) before tax from continuing operations (I-II)		(121.45)	(109.69)
Tax expense:			
Current tax		-	-
Profit/(Loss) for the year from continuing operations		(121.45)	(109.69)
Other comprehensive income		-	-
Total other comprehensive income/(loss) for the year, net of tax		-	-
Total comprehensive income/(loss) for the year, net of tax		(121.45)	(109.69)
Earnings per equity share:			
(1) Basic	13	(1.21)	(1.10)
(2) Diluted		(1.21)	(1.10)
Summary of significant accounting policies	3		

The accompanying notes are an integral part of the financial statements.

As per our report of even date

For Rajeev & Ajay
Firm registration No : 099977N
Chartered Accountants

Ajay Kumar Sachdeva
Partner
Membership No. : 084302

For and on behalf of the Board of Directors of
MAHONIA ESTATE PRIVATE LIMITED

Gaurav Dutta
Gaurav Dutta
Director
DIN-08657459

Anil Kumar Beniwal
Anil Kumar Beniwal
Director
DIN-08129129

Place : New Delhi

Date :

26 MAY 2023

MANSAROVAR PROJECTS PRIVATE LIMITED
BALANCE SHEET AS AT 31 MARCH 2023
(Amount in rupees hundred, unless otherwise stated)

	Notes	As at 31 March 2023	As at 31 March 2022
ASSETS			
Current assets			
Inventories	4	11,68,093.57	11,56,745.10
Financial assets			
Cash and cash equivalents	5	519.38	210.37
Total Assets		11,68,612.95	11,56,955.47
EQUITY AND LIABILITIES			
Equity			
Equity share capital	6	10,000.00	10,000.00
Other equity	7	(4,598.64)	(4,478.81)
Total equity		5,401.36	5,521.19
LIABILITIES			
Current liabilities			
Financial liabilities			
Trade payables	8	-	-
-total outstanding dues of micro and small enterprises		79.00	59.00
-total outstanding dues other than micro and small enterprises	9	11,63,132.59	11,51,375.28
Other current liabilities			
Total liabilities		11,63,211.59	11,51,434.28
Total Equity and Liabilities		11,68,612.95	11,56,955.47

Summary of significant accounting policies 3

The accompanying notes are an integral part of the financial statements.

As per our report of even date

For **NAV RAT N & CO LLP**
Firm Reg. No.: N500107
Chartered Accountants

Nitish Mittal
Nitish Mittal

Partner
Membership No.: 095371



For and on behalf of the Board of Directors of
MANSAROVAR PROJECTS PRIVATE LIMITED

Manoj Lamba
Manoj Lamba
Director
DIN-09718405

Manish Kumar
Manish Kumar
Director
DIN-08376582

Place : Gurugram
Date :

26 MAY 2023

MANSAROVAR PROJECTS PRIVATE LIMITED
STATEMENT OF PROFIT AND LOSS FOR THE YEAR ENDED 31 MARCH 2023
(Amount in rupees hundred, unless otherwise stated)

Particulars	Notes	31 March 2023	31 March 2022
INCOME			
Revenue from operations		-	-
Total Income (I)		-	-
EXPENSES			
Finance costs	10	4.87	6.49
Other expenses	11	114.96	111.44
Total Expenses (II)		119.83	117.93
(Loss) before tax from continuing operations (I-II)		(119.83)	(117.93)
Tax expense:			
Current tax		-	-
(Loss) for the year from continuing operations		(119.83)	(117.93)
Other comprehensive income		-	-
Total other comprehensive income/(loss) for the year, net of tax		-	-
Total comprehensive income/(loss) for the year, net of tax		(119.83)	(117.93)
Earnings per equity share:			
(1) Basic	12	(0.12)	(0.12)
(2) Diluted		(0.12)	(0.12)
Summary of significant accounting policies	3		

The accompanying notes are an integral part of the financial statements.

As per our report of even date

For NAVRATN & CO LLP
Firm Reg. No.: N500107
Chartered Accountants


Nitish Mittal
Partner
Membership No.: 09537



Place : Gurugram
Date :

26 MAY 2023

For and on behalf of the Board of Directors of
MANSAROVAR PROJECTS PRIVATE LIMITED


Manoj Lamba
Director
DIN-09718405


Manish Kumar
Director
DIN-08376582

MARKWEL PROMOTERS PRIVATE LIMITED
BALANCE SHEET AS AT 31 MARCH 2023
(Amount in rupees hundred, unless otherwise stated)

	Notes	As at 31 March 2023	As at 31 March 2022
ASSETS			
Current assets			
Inventories	4	14,95,826.27	14,82,805.86
Financial assets			
Cash and cash equivalents	5	522.24	213.76
Total Assets		14,96,348.51	14,83,019.62
EQUITY AND LIABILITIES			
Equity			
Equity share capital	6	10,000.00	10,000.00
Other equity	7	(4,620.63)	(4,499.18)
Total equity		5,379.37	5,500.82
LIABILITIES			
Current liabilities			
Financial liabilities			
Trade payables	8	-	-
-total outstanding dues other than micro and small enterprises		-	-
-total outstanding dues of micro and small enterprises		79.00	59.00
Other current liabilities	9	14,90,890.14	14,77,459.80
Total liabilities		14,90,969.14	14,77,518.80
Total Equity and Liabilities		14,96,348.51	14,83,019.62
Summary of significant accounting policies	3		

The accompanying notes are an integral part of the financial statements.

As per our report of even date

For Rajeev & Ajay
Firm registration No : 009977N
Chartered Accountants


Ajay Kumar Sanghvi
Partner
Membership No. : 08555



For and on behalf of the Board of Directors of
MARKWEL PROMOTERS PRIVATE LIMITED


Akshat Maheshwari
Director
DIN-07504909


Rahul Biedle
Director
DIN-02128650

Place : New Delhi
Date :

26 MAY 2023

MARKWEL PROMOTERS PRIVATE LIMITED
STATEMENT OF PROFIT AND LOSS FOR THE YEAR ENDED 31 MARCH 2023
(Amount in rupees hundred, unless otherwise stated)

Particulars	Notes	31 March 2023	31 March 2022
INCOME			
Revenue from operations		-	-
Total Income (I)		-	-
EXPENSES			
Finance costs	10	6.49	6.49
Other expenses	11	114.96	99.08
Total Expenses (II)		121.45	105.57
Profit/(Loss) before tax from continuing operations (I-II)		(121.45)	(105.57)
Tax expense:			
Current Tax		-	-
Profit/(Loss) for the year from continuing operations		(121.45)	(105.57)
Other Comprehensive Income			
		-	-
Total other comprehensive income/(loss) for the year, net of tax		-	-
Total comprehensive income/(loss) for the year, net of tax		(121.45)	(105.57)
Earnings per equity share (computed on the basis of profit/(loss) for the year):	12		
(1) Basic		(0.12)	(0.11)
(2) Diluted		(0.12)	(0.11)
Summary of significant accounting policies	3		

The accompanying notes are an integral part of the financial statements.

As per our report of even date

For Rajeev & Ajay
Firm registration No : 009977N
Chartered Accountants

Ajay Kumar Sachdev
Partner
Membership No. : 084400



For and on behalf of the Board of Directors of
MARKWEL PROMOTERS PRIVATE LIMITED

Akshat Maheshwari
Director
DIN-07504909

Rahul Bindle
Director
DIN-02128650

Place : New Delhi

Date :

26 MAY 2023

MG COLONIZERS PRIVATE LIMITED
BALANCE SHEET AS AT 31 MARCH 2023
(Amount in rupees hundred, unless otherwise stated)

	Notes	As at 31 March 2023	As at 31 March 2022
ASSETS			
Current assets			
Inventories	4	2,85,670.00	2,85,670.00
Financial assets			
Cash and cash equivalents	5	498.87	235.36
Total Assets		2,86,168.87	2,85,905.36
EQUITY AND LIABILITIES			
Equity			
Equity share capital	6	1,000.00	1,000.00
Other equity	7	(2,274.66)	(2,153.09)
Total equity		(1,274.66)	(1,153.09)
LIABILITIES			
Current liabilities			
Financial liabilities			
Trade payables	8	-	-
-total outstanding dues of micro and small enterprises		84.90	64.90
-total outstanding dues other than micro and small enterprises			
Other current liabilities	9	2,87,358.63	2,86,993.55
Total liabilities		2,87,443.53	2,87,058.45
Total Equity and Liabilities		2,86,168.87	2,85,905.36

Summary of significant accounting policies

3

The accompanying notes are an integral part of the financial statements.

As per our report of even date

For Rajeev & Ajay
Firm registration No : 009977N
Chartered Accountants

Ajay Kumar Sachdeva
Partner
Membership No. : 084302



For and on behalf of the Board of Directors of
MG COLONIZERS PRIVATE LIMITED

Bhupinder Rajaswant Singh
Director
DIN-06583432

Oyais Ali Khan
Director
DIN-08455167

Place : New Delhi

Date :

26 MAY 2023

MG COLONIZERS PRIVATE LIMITED
STATEMENT OF PROFIT AND LOSS FOR THE YEAR ENDED 31 MARCH 2023
(Amount in rupees hundred, unless otherwise stated)

Particulars	Notes	31 March 2023	31 March 2022
INCOME			
Revenue from operations		-	-
Total Income (I)		-	-
EXPENSES			
Finance costs	10	6.49	6.67
Other expenses	11	115.08	215.50
Total Expenses (II)		121.57	222.16
Profit/(Loss) before tax from continuing operations (I-II)		(121.57)	(222.16)
Tax expense:			
Current tax		-	-
Profit/(Loss) for the year from continuing operations		(121.57)	(222.16)
Other Comprehensive Income			
Total other comprehensive income/(loss) for the year, net of tax		-	-
Total comprehensive income/(loss) for the year, net of tax		(121.57)	(222.16)
Earnings per equity share:			
(1) Basic	12	(1.22)	(2.22)
(2) Diluted	-	(1.22)	(2.22)
Summary of significant accounting policies	3		

The accompanying notes are an integral part of the financial statements.

As per our report of even date

For **Rajeev & Ajay**
Firm registration No : 009977N
Chartered Accountants

Ajay Kumar Sachdeva
Partner
Membership No. : 084302



For and on behalf of the Board of Directors of
MG COLONIZERS PRIVATE LIMITED

Bhupinder Rajaswanti Singh
Director
DIN-06581432

Oyale Ali Khan
Director
DIN-08455167

Place : New Delhi

Date :

26 MAY 2023

MILKY WAY REALTORS PRIVATE LIMITED
BALANCE SHEET AS AT 31 MARCH 2023
(Amount in rupees hundred, unless otherwise stated)

	Notes	As at	
		31 March 2023	31 March 2022
ASSETS			
Current assets			
Inventories	4	77,30,044.25	74,79,103.60
Financial assets			
Cash and cash equivalents	5	766.20	500.74
Other financial assets	6	5,380.11	2,14,866.11
Other current assets	7	10,791.78	70.00
Total Assets		77,46,982.34	76,94,540.45
EQUITY AND LIABILITIES			
Equity			
Equity share capital	8	1,000.00	1,000.00
Other equity	9	(13,32,170.98)	(13,31,922.63)
Total equity		(13,31,170.98)	(13,30,922.63)
LIABILITIES			
Current liabilities			
Financial liabilities			
Trade payables	10	-	-
-total outstanding dues of micro and small enterprises		-	-
-total outstanding dues other than micro and small enterprises		5,579.00	5,559.00
Other current liabilities	11	90,72,574.32	90,19,904.08
Total liabilities		90,78,153.32	90,25,463.08
Total Equity and Liabilities		77,46,982.34	76,94,540.45

Summary of significant accounting policies

3

The accompanying notes are an integral part of the financial statements.

As per our report of even date

For NAVRATN & CO LLP
Firm Reg. No.: N500107
Chartered Accountants


Nish Mittal

Partner
Membership No.: 095371



Place : Gurugram
Date :26 May 2023

For and on behalf of the Board of Directors of
MILKY WAY REALTORS PRIVATE LIMITED


Krishna Kant Vimal
Director
DIN-09748125


Vispendra Singh Chaudhary
Director
DIN-10174911

MILKY WAY REALTORS PRIVATE LIMITED
 STATEMENT OF PROFIT AND LOSS FOR THE YEAR ENDED 31 MARCH 2023
 (Amount in rupees hundred, unless otherwise stated)

Particulars	Notes	31 March 2023		31 March 2022	
INCOME					
Revenue from operations		-	-	-	-
Total Income (I)		-	-	-	-
EXPENSES					
Finance costs	12	34.27	6.54		
Other expenses	13	214.08	5,577.08		
Total Expenses (II)		248.35	5,583.62		
Profit/(Loss) before tax from continuing operations (I-II)		(248.35)	(5,583.62)		
Tax expense:					
Current tax		-	-	-	-
Profit/(Loss) for the year from continuing operations		(248.35)	(5,583.62)		
Other comprehensive income		-	-	-	-
Total other comprehensive income for the year, net of tax		-	-	-	-
Total comprehensive income/(loss) for the year, net of tax		(248.35)	(5,583.62)		
Earnings per equity share:					
(1) Basic	14	(2.48)	(55.84)		
(2) Diluted		(2.48)	(55.84)		
Summary of significant accounting policies	3				

The accompanying notes are an integral part of the financial statements.

As per our report of even date

For NAVRATN & CO LLP
 Firm Reg. No.: N500107
 Chartered Accountants

Nitesh Mittal
 Partner
 Membership No.: 095371



For and on behalf of the Board of Directors of
 MILKY WAY REALTORS PRIVATE LIMITED

Krishna Kant Vimal
 Director
 DIN-09748125

Vispendra Singh Chaudhary
 Director
 DIN-10174911

Place : Gurugram
 Date :26 May 2023

MODULAR ESTATES PRIVATE LIMITED
BALANCE SHEET AS AT 31 MARCH 2023
(Amount in rupees hundred, unless otherwise stated)

	Notes	As at 31 March 2023	As at 31 March 2022
ASSETS			
Current assets			
Financial assets			
Cash and cash equivalents	4	480.67	235.54
Other current assets	5	6,556.10	6,877.46
Total Assets		7,036.77	7,113.00
EQUITY AND LIABILITIES			
Equity			
Equity share capital	6	10,000.00	10,000.00
Other equity	7	(3,022.23)	(2,946.00)
Total equity		6,977.77	7,054.00
LIABILITIES			
Current liabilities			
Financial liabilities			
Trade payables	8	-	-
-total outstanding dues of micro and small enterprises			
-total outstanding dues other than micro and small enterprises		59.00	59.00
Total liabilities		59.00	59.00
Total Equity and Liabilities		7,036.77	7,113.00

Summary of significant accounting policies

3

The accompanying notes are an integral part of the financial statements.

As per our report of even date

For Rajeev & Ajay
Firm registration No. 109973
Chartered Accountants

Ajay Kumar Saini
Partner
Membership No. : 084302



For and on behalf of the Board of Directors of
MODULAR ESTATES PRIVATE LIMITED

Shaji Kumar Sasidharan
Director
DIN-07119343

Manoj Saini
Director
DIN-08129479

Place : New Delhi
Date :

26 MAY 2023

MODULAR ESTATES PRIVATE LIMITED
STATEMENT OF PROFIT AND LOSS FOR THE YEAR ENDED 31 MARCH 2023
(Amount in rupees hundred, unless otherwise stated)

Particulars	Notes	31 March 2022	
		31 March 2023	31 March 2022
INCOME			
Revenue from operations		-	-
Total Income (I)		-	-
EXPENSES			
Finance costs	9	4.87	6.49
Other expenses	10	71.36	71.36
Total Expenses (II)		76.23	77.85
Profit/(Loss) before tax from continuing operations (I-II)		(76.23)	(77.85)
Tax expense:			
Current tax		-	-
Profit/(Loss) for the year from continuing operations		(76.23)	(77.85)
Other comprehensive income			
Total other comprehensive income/(loss) for the year, net of tax		-	-
Total comprehensive income/(loss) for the year, net of tax		(76.23)	(77.85)
Earnings per equity share:			
(1) Basic	11	(0.08)	(0.08)
(2) Diluted		(0.08)	(0.08)
Summary of significant accounting policies	3		

The accompanying notes are an integral part of the financial statements.

As per our report of even date

For Rajeev & Ajay
Firm registration No.
Chartered Accountants

Ajay Kumar Sasidharan
Partner
Membership No. : 084302



For and on behalf of the Board of Directors of
MODULAR ESTATES PRIVATE LIMITED

Shaji Kumar Sasidharan
Director
DIN-07119343

Munoj Saji
Director
DIN-08129479

Place : New Delhi
Date :

26 MAY 2023

MONARCH BUILDCON PRIVATE LIMITED
BALANCE SHEET AS AT 31 MARCH 2023
(Amount in rupees hundred, unless otherwise stated)

	Notes	As at 31 March 2023	As at 31 March 2022
ASSETS			
Current assets			
Inventories	4	11,03,734.92	11,39,412.82
Financial assets			
Cash and cash equivalents	5	519.08	419.63
Other financial assets	6	58,220.21	58,220.21
Current tax assets (net)	7	5,271.18	5,345.77
Total Assets		11,67,745.39	12,03,398.43
EQUITY AND LIABILITIES			
Equity			
Equity share capital	8	1,000.00	1,000.00
Other equity	9	(4,505.05)	(4,491.77)
Total equity		(3,505.05)	(3,491.77)
LIABILITIES			
Current liabilities			
Financial liabilities			
Trade payables	10	-	-
-total outstanding dues of micro and small enterprises			
-total outstanding dues other than micro and small enterprises		79.00	59.00
Other current liabilities	11	11,71,171.44	12,06,831.20
Total liabilities		11,71,250.44	12,06,890.20
Total Equity and Liabilities		11,67,745.39	12,03,398.43

Summary of significant accounting policies

3

The accompanying notes are an integral part of the financial statements.

As per our report of even date

For **NAV RATN & CO LLP**
Firm Reg. No.: N500107
Chartered Accountants


Nitish Mittal
Partner
Membership No.: 095371




Place : Gurugram

Date : **26 MAY 2023**

For and on behalf of the Board of Directors of
MONARCH BUILDCON PRIVATE LIMITED


Mukesh Kumar
Director
DIN-09635330


Shaji Kumar Sasidharan
Director
DIN-07119343

MONARCH BUILDCON PRIVATE LIMITED
STATEMENT OF PROFIT AND LOSS FOR THE YEAR ENDED 31 MARCH 2023
(Amount in rupees hundred, unless otherwise stated)

Particulars	Notes	31 March 2023	31 March 2022
INCOME			
Revenue from operations	12	129.69	-
Other income	13	598.91	1,339.98
Total Income		728.60	1,339.98
EXPENSES			
Finance costs	14	6.48	6.49
Other expenses	15	735.40	1,441.30
Total Expenses		741.88	1,447.79
Profit/ (Loss) before tax from continuing operations		(13.28)	(107.81)
Tax expense:			
Current tax		-	-
Profit/ (Loss) for the year from continuing operations		(13.28)	(107.81)
Other comprehensive income		-	-
Total other comprehensive income for the year, net of tax		-	-
Total comprehensive income/ (loss) for the year, net of tax		(13.28)	(107.81)
Earnings per equity share:			
(1) Basic	16	(0.13)	(1.08)
(2) Diluted		(0.13)	(1.08)

Summary of significant accounting policies 3

The accompanying notes are an integral part of the financial statements.

As per our report of even date

For **NAVRA TN & CO LLP**
Firm Reg. No.: N500107
Chartered Accountants


Nitish Mittal
Partner
Membership No.: 09734




Place : Gurugram
Date :

26 MAY 2023

For and on behalf of the Board of Directors of
MONARCH BUILDCON PRIVATE LIMITED


Mukesh Kumar
Director
DIN-09635330


Shaji Kumar Sasidharan
Director
DIN-07119343

MONGA PROPERTIES PRIVATE LIMITED
BALANCE SHEET AS AT 31 MARCH 2023
(Amount in rupees hundred, unless otherwise stated)

	Notes	As at 31 March 2023	As at 31 March 2022
ASSETS			
Current assets			
Inventories	4	4,76,214.98	4,76,276.99
Financial assets			
Cash and cash equivalents	5	297.40	648.76
Other financial assets	6	1,01,124.89	1,01,124.89
Other current assets	7	-	-
Total Assets		5,77,637.27	5,78,050.64
EQUITY AND LIABILITIES			
Equity			
Equity share capital	8	1,000.00	1,000.00
Other equity	9	(4,209.20)	(4,109.25)
Total equity		(3,209.20)	(3,109.25)
LIABILITIES			
Current liabilities			
Financial liabilities			
Trade payables	10	-	-
-total outstanding dues of micro and small enterprises		-	-
-total outstanding dues other than micro and small enterprises		79.00	59.00
Other current liabilities	11	5,80,720.39	5,80,998.29
Current tax liabilities (net)	12	47.08	102.60
Total liabilities		5,80,846.47	5,81,159.89
Total Equity and Liabilities		5,77,637.27	5,78,050.64

Summary of significant accounting policies

3

The accompanying notes are an integral part of the financial statements.

As per our report of even date

For **NAV RATN & CO LLP**
Firm Reg. No.: N500107
Chartered Accountants


Nitesh Mittal
Partner
Membership No.: 09537



For and on behalf of the Board of Directors of
MONGA PROPERTIES PRIVATE LIMITED


Mukesh Kumar
Director
DIN-09635330


Shaji Kumar Sasidharan
Director
DIN-07119343

Place : Gurugram

Date : **26 MAY 2023**

MONGA PROPERTIES PRIVATE LIMITED
STATEMENT OF PROFIT AND LOSS FOR THE YEAR ENDED 31 MARCH 2023
(Amount in rupees hundred, unless otherwise stated)

Particulars	Notes	31 March 2023	31 March 2022
INCOME			
Revenue from operations	13	-	4.26
Other income	14	-	381.00
Total Income		-	385.26
EXPENSES			
Finance costs	15	17.56	6.49
Other expenses	16	152.22	101.32
Total Expenses		169.78	107.81
Profit/(loss) before tax from continuing operations		(169.78)	277.45
Tax expense:			
Current tax		-	69.83
Adjustment of tax relating to earlier periods		(69.83)	-
Profit/(loss) for the year from continuing operations		(99.95)	207.62
Other comprehensive income		-	-
Total other comprehensive income for the year, net of tax		-	-
Total comprehensive income/(loss) for the year, net of tax		(99.95)	207.62
Earnings per equity share:			
(1) Basic	17	(1.00)	2.08
(2) Diluted		(1.00)	2.08

Summary of significant accounting policies

3

The accompanying notes are an integral part of the financial statements.

As per our report of even date


For NAVRATN & CO LLP
Firm Reg. No.: N500107
Chartered Accountants


Nirsh Mittal
Partner
Membership No.: 095371



For and on behalf of the Board of Directors of
MONGA PROPERTIES PRIVATE LIMITED


Mukesh Kumar
Director
DIN-09635330


Shaji Kumar Sasidharan
Director
DIN-07119343

Place : Gurugram

Date :

26 MAY 2023

NAAM PROMOTERS PRIVATE LIMITED
BALANCE SHEET AS AT 31 MARCH 2023
(Amount in rupees hundred, unless otherwise stated)

	Notes	As at 31 March 2023	As at 31 March 2022
ASSETS			
Current assets			
Financial assets			
Cash and cash equivalents	4	515.61	310.80
Total Assets		515.61	310.80
EQUITY AND LIABILITIES			
Equity			
Equity share capital	5	1,500.00	1,500.00
Other equity	6	(14,064.43)	(10,203.96)
Total equity		(12,564.43)	(8,703.96)
LIABILITIES			
Current liabilities			
Financial liabilities			
Trade payables	7	-	-
-total outstanding dues of micro and small enterprises		79.00	59.00
-total outstanding dues other than micro and small enterprises		-	-
Other current liabilities	8	13,001.04	8,955.76
Current tax liabilities (net)	9	-	-
Total liabilities		13,080.04	9,014.76
Total Equity and Liabilities		515.61	310.80
Summary of significant accounting policies	3		

The accompanying notes are an integral part of the financial statements.

As per our report of even date


For **NAVRATN & CO LLP**
Firm Reg. No.: N500107
Chartered Accountants



Nitish Mittal
Partner
Membership No.: 095371



For and on behalf of the Board of Directors of
NAAM PROMOTERS PRIVATE LIMITED


Anjul Sharma
Director
DIN- 10126870


Krishna Kant Vimal
Director
DIN-09748125

Place : Gurugram
Date :

26 MAY 2023

NAAM PROMOTERS PRIVATE LIMITED
STATEMENT OF PROFIT AND LOSS FOR THE YEAR ENDED 31 MARCH 2023
(Amount in rupees hundred, unless otherwise stated)

Particulars	Notes	31 March 2023	31 March 2022
INCOME			
Revenue from operations	10	-	271.93
Total Income		-	271.93
EXPENSES			
Finance costs	11	6.69	7.38
Other expenses	12	3,853.78	2,766.44
Total Expenses		3,860.47	2,773.81
(Loss) before tax from continuing operations		(3,860.47)	(2,501.88)
Tax expense:			
Current tax		-	-
(Loss) for the year from continuing operations		(3,860.47)	(2,501.88)
Other comprehensive income		-	-
Total other comprehensive income/(loss) for the year, net of tax		-	-
Total comprehensive income/(loss) for the year, net of tax		(3,860.47)	(2,501.88)
Earnings per equity share:			
(1) Basic	13	(25.74)	(16.68)
(2) Diluted		(25.74)	(16.68)
Summary of significant accounting policies	3		

The accompanying notes are an integral part of the financial statements.

As per our report of even date

For N A V R A T N & C O L L P
Firm Reg. No.: N500107
Chartered Accountants


Nitish Mittal
Partner
Membership No.: 0953



Place : Gurugram
Date :

26 MAY 2023

For and on behalf of the Board of Directors of
NAAM PROMOTERS PRIVATE LIMITED


Anjul Sharma
Director
DIN- 10126870


Krishna Kant Vimal
Director
DIN-09748125

NANDITA PROMOTERS PRIVATE LIMITED
BALANCE SHEET AS AT 31 MARCH 2023
(Amount in rupees hundred, unless otherwise stated)

	Notes	As at	
		31 March 2023	31 March 2022
ASSETS			
Current assets			
Financial assets			
Cash and cash equivalents	4	505.45	241.94
Total Assets		505.45	241.94
EQUITY AND LIABILITIES			
Equity			
Equity share capital	5	10,000.00	10,000.00
Other equity	6	(10,644.99)	(10,519.41)
Total equity		(644.99)	(519.41)
LIABILITIES			
Current liabilities			
Financial liabilities			
Trade payables	7	79.00	59.00
-total outstanding dues of micro and small enterprises			
-total outstanding dues other than micro and small enterprises			
Other current liabilities	8	1,071.44	702.35
Total liabilities		1,150.44	761.35
Total Equity and Liabilities		505.45	241.94
Summary of significant accounting policies	3		

The accompanying notes are an integral part of the financial statements.

As per our report of even date

For Rajeev & Ajay
Firm registration No : 009977N
Chartered Accountants

Ajay Kumar Sachdeva
Partner
Membership No. : 084302

For and on behalf of the Board of Directors of
NANDITA PROMOTERS PRIVATE LIMITED


Rahul Chowdhary
Director
DIN-09668716


Arun Kumar
Director
DIN-08657473

Place : New Delhi
Date :

26 MAY 2023

NANDITA PROMOTERS PRIVATE LIMITED
STATEMENT OF PROFIT AND LOSS FOR THE YEAR ENDED 31 MARCH 2023
(Amount in rupees hundred, unless otherwise stated)

Particulars	Notes	31 March 2023	31 March 2022
INCOME			
Revenue from operations		-	-
Total Income (I)		-	-
EXPENSES			
Finance costs	9	6.49	6.49
Other expenses	10	119.08	99.08
Total Expenses (II)		125.57	105.57
Profit/(Loss) before tax from continuing operations (I-II)		(125.57)	(105.57)
Tax expense:			
Current tax		-	-
Profit/(Loss) for the year from continuing operations		(125.57)	(105.57)
Other comprehensive income		-	-
Total other comprehensive income for the year, net of tax		-	-
Total comprehensive income/(loss) for the year, net of tax		(125.57)	(105.57)
Earnings per equity share:			
(1) Basic	11	(0.13)	(0.11)
(2) Diluted		(0.13)	(0.11)

Summary of significant accounting policies 3


The accompanying notes are an integral part of the financial statements.


As per our report of even date

For Rajeev & Ajay
 Firm registration No : 009977N
 Chartered Accountants


 Ajay Kumar Sachdeva
 Partner
 Membership No. : 084302

For and on behalf of the Board of Directors of
NANDITA PROMOTERS PRIVATE LIMITED


 Ramesh Choudhary
 Director
 DIN-09668716


 Arun Kumar
 Director
 DIN-08657473

Place : New Delhi
 Date :

26 MAY 2023

NAVATTAN BUILDCON PRIVATE LIMITED
BALANCE SHEET AS AT 31 MARCH 2023
(Amount in rupees hundred, unless otherwise stated)

	Notes	As at 31 March 2023	As at 31 March 2022
ASSETS			
Current assets			
Inventories	4	11,99,481.09	11,97,080.55
Financial assets			
Cash and cash equivalents	5	503.46	267.15
Total Assets		11,99,984.55	11,97,347.70
EQUITY AND LIABILITIES			
Equity			
Equity share capital	6	10,000.00	10,000.00
Other equity	7	(5,519.13)	(4,788.56)
Total equity		4,480.87	5,211.44
LIABILITIES			
Current liabilities			
Financial liabilities			
Trade payables	8	-	-
-total outstanding dues of micro and small enterprises			
-total outstanding dues other than micro and small enterprises		566.50	59.00
Other current liabilities	9	11,94,937.18	11,92,077.26
Total liabilities		11,95,503.68	11,92,136.26
Total Equity and Liabilities		11,99,984.55	11,97,347.70

Summary of significant accounting policies 3

The accompanying notes are an integral part of the financial statements.

As per our report of even date

For Rajeev & Ajay
Firm registration No. - 009977N
Chartered Accountants


Ajay Kumar Sachdeva
Partner
Membership No. - 084302

For and on behalf of the Board of Directors of
NAVATTAN BUILDCON PRIVATE LIMITED


Shaji Kumar Sasidharan
Director
DIN-07119343


Rajni Chowdhary
Director
DIN-09668716

Place : New Delhi

Date: 26 MAY 2023

NAVRATTAN BUILDCON PRIVATE LIMITED
STATEMENT OF PROFIT AND LOSS FOR THE YEAR ENDED 31 MARCH 2023
(Amount in rupees hundred, unless otherwise stated)

Particulars	Notes	31 March 2023		31 March 2022	
INCOME					
Revenue from operations		-	-	-	-
Total Income		-	-	-	-
EXPENSES					
Finance costs	10	6.49	6.49	6.49	6.49
Other expenses	11	724.08	103.20	724.08	103.20
Total Expenses (II)		730.57	109.69	730.57	109.69
Profit/(Loss) before tax from continuing operations (I-II)		(730.57)	(109.69)	(730.57)	(109.69)
Tax expense:					
Current tax		-	-	-	-
Profit/(Loss) for the year from continuing operations		(730.57)	(109.69)	(730.57)	(109.69)
Other comprehensive income		-	-	-	-
Total other comprehensive income for the year, net of tax		-	-	-	-
Total comprehensive income/(loss) for the year, net of tax		(730.57)	(109.69)	(730.57)	(109.69)
Earnings per equity share:					
(1) Basic	12	(0.73)	(0.11)	(0.73)	(0.11)
(2) Diluted		(0.73)	(0.11)	(0.73)	(0.11)
Summary of significant accounting policies	3				

The accompanying notes are an integral part of the financial statements.

As per our report of even date

For Rajeev & Ajay
Firm registration No : 009977N
Chartered Accountants

Ajay Kumar Sachdeva
Partner
Membership No. : 084302

For and on behalf of the Board of Directors of
NAVRATTAN BUILDCON PRIVATE LIMITED

Shaji Kumar Sasidharan
Director
DIN-07119343

Rahul Chowdhary
Director
DIN-09668716

Place : New Delhi

Date **26 MAY 2023**

NAYAS PROJECTS PRIVATE LIMITED
BALANCE SHEET AS AT 31 MARCH 2023
(Amount in rupees hundred, unless otherwise stated)

	Notes	31 March 2023	31 March 2022
ASSETS			
Current assets			
Inventories	4	6,83,972.59	6,65,824.19
Financial assets			
Cash and cash equivalents	5	305.07	290.95
Other current assets	6	1,13,173.88	1,13,173.88
Current tax assets (net)	7	3.70	3.70
Total assets		7,97,455.23	7,79,292.71
EQUITY AND LIABILITIES			
Equity			
Equity share capital	8	1,000.00	1,000.00
Other equity	9	(4,03,272.27)	(4,04,873.11)
Total equity		(4,02,272.27)	(4,03,873.11)
LIABILITIES			
Current liabilities			
Financial liabilities			
Trade payables	10	-	-
-total outstanding dues of micro and small enterprises			
-total outstanding dues other than micro and small enterprises		794.41	3,274.41
Other current liabilities	11	11,98,933.09	11,79,891.41
Total liabilities		11,99,727.50	11,83,165.82
Total equity and liabilities		7,97,455.23	7,79,292.71
Summary of significant accounting policies	3		

The accompanying notes are an integral part of the financial statements.

As per our report of even date

For **NAVRATN & CO LLP**
Firm Reg. No.: N500107
Chartered Accountants




Nitish Mittal
Partner
Membership No.: 095371



Place : Gurugram
Date :

26 MAY 2023

For and on behalf of the Board of Directors of
NAYAS PROJECTS PRIVATE LIMITED

 
Narendra Vashisht **Shaji Kumar Sasidharan**
Director Director
DIN-09668716 DIN-07119343

NAYAS PROJECTS PRIVATE LIMITED
STATEMENT OF PROFIT AND LOSS FOR THE YEAR ENDED 31 MARCH 2023
(Amount in rupees hundred, unless otherwise stated)

Particulars	Notes	31 March 2023	31 March 2022
INCOME			
Revenue from operations	12	-	14.06
Other income	13	2,500.00	-
Total Income		2,500.00	14.06
EXPENSES			
Finance costs	14	6.48	6.67
Other expenses	15	892.68	111.44
Total Expenses		899.16	118.11
Profit/(Loss) before tax		1,600.84	(104.05)
Tax expense:			
Current tax		-	-
Profit/(Loss) for the year		1,600.84	(104.05)
Other comprehensive income		-	-
Total other comprehensive income/(loss) for the year, net of tax		-	-
Total comprehensive income/(loss) for the year, net of tax		1,600.84	(104.05)
Earnings per equity share:			
Basic (Rs.)	16	16.01	(1.04)
Diluted (Rs.)		16.01	(1.04)
Summary of significant accounting policies	3		

The accompanying notes are an integral part of the financial statements.

As per our report of even date

For **NAV RATN & CO LLP**
Firm Reg. No.: N500107
Chartered Accountants


Nitish Mittal
Partner
Membership No.: 095371



For and on behalf of the Board of Directors of
NAYAS PROJECTS PRIVATE LIMITED

 
Narendra Vashisht **Shaji Kumar Sasidharan**
Director Director
DIN-09668716 DIN-07119343

Place : Gurugram
Date :

26 MAY 2023

NETTLE PROPBUILD PRIVATE LIMITED
BALANCE SHEET AS AT 31 MARCH 2023
(Amount in rupees hundred, unless otherwise stated)

	Notes	As at 31 March 2023	As at 31 March 2022
ASSETS			
Current assets			
Inventories	4	3,16,630.07	3,16,630.07
Financial assets			
Cash and cash equivalents	5	256.27	222.76
Other financial assets	6	2,802.31	2,802.31
Total Assets		3,19,688.65	3,19,655.14
EQUITY AND LIABILITIES			
Equity			
Equity share capital	7	1,000.00	1,000.00
Other equity	8	(4,965.13)	(3,076.68)
Total equity		(3,965.13)	(2,076.68)
LIABILITIES			
Current liabilities			
Financial liabilities			
Trade payables			
-total outstanding dues of micro and small enterprises	9	-	-
-total outstanding dues other than micro and small enterprises		79.00	59.00
Other current liabilities	10	3,23,574.78	3,21,672.82
Total liabilities		3,23,653.78	3,21,731.82
Total Equity and Liabilities		3,19,688.65	3,19,655.14

Summary of significant accounting policies

3

The accompanying notes are an integral part of the financial statements.

As per our report of even date

For Rajeev & Ajay
Firm registration No. 009977N
Chartered Accountants

Ajay Kumar Sachdeva
Partner
Membership No. 084302

Place : New Delhi
Date :

26 MAY 2023

For and on behalf of the Board of Directors of
NETTLE PROPBUILD PRIVATE LIMITED


Rajat Chowdhary
Director
DIN-09668716


Shaji Kumar Sasidharan
Director
DIN-07119343

NETTLE PROPBUILD PRIVATE LIMITED
STATEMENT OF PROFIT AND LOSS FOR THE YEAR ENDED 31 MARCH 2023
(Amount in rupees hundred, unless otherwise stated)

Particulars	Notes	31 March 2023	31 March 2022
INCOME			
Revenue from operations		-	-
Total Income (I)		-	-
EXPENSES			
Finance costs	11	6.49	6.49
Other expenses	12	1,881.96	98.20
Total Expenses (II)		1,888.45	104.69
Profit/(Loss) before tax from continuing operations (I-II)		(1,888.45)	(104.69)
Tax expense:			
Current tax		-	-
Profit/(Loss) for the year from continuing operations		(1,888.45)	(104.69)
Other comprehensive income		-	-
Total other comprehensive income for the year, net of tax		-	-
Total comprehensive income/(loss) for the year, net of tax		(1,888.45)	(104.69)
Earnings per equity share:			
(1) Basic	13	(18.88)	(1.05)
(2) Diluted		(18.88)	(1.05)
Summary of significant accounting policies	3		

The accompanying notes are an integral part of the financial statements.

As per our report of even date

For Rajeev & Ajay
Firm registration No : 009977N
Chartered Accountants

Ajay Kumar Sachdeva
Partner
Membership No. : 084302

For and on behalf of the Board of Directors of
NETTLE PROPBUILD PRIVATE LIMITED


Rande Chowdhary
Director
DIN-09668716


Shaji Kumar Sasidharan
Director
DIN-07119343

Place : New Delhi
Date :

26 MAY 2023

NEWT PROPBUILD PRIVATE LIMITED
BALANCE SHEET AS AT 31 MARCH 2023
(Amount in rupees hundred, unless otherwise stated)

ASSETS

Current assets

Inventories	
Financial assets	
Cash and cash equivalents	
Other financial assets	
Total Assets	

Notes	As at 31 March 2023	As at 31 March 2022
4	1,87,257.28	1,87,257.28
5	256.95	233.44
6	10,011.17	10,011.17
	1,97,525.40	1,97,501.89

EQUITY AND LIABILITIES

Equity

Equity share capital	
Other equity	
Total equity	

7	1,000.00	1,000.00
8	(3,206.82)	(3,063.62)
	(2,206.82)	(2,063.62)

LIABILITIES

Current liabilities

Financial liabilities	
Trade payables	
-total outstanding dues of micro and small enterprises	
-total outstanding dues other than micro and small enterprises	
Other current liabilities	
Total liabilities	

9	-	-
	79.00	59.00
10	1,99,653.22	1,99,506.51
	1,99,732.22	1,99,565.51
	1,97,525.40	1,97,501.89

Total Equity and Liabilities

Summary of significant accounting policies

3

The accompanying notes are an integral part of the financial statements.

As per our report of even date

For Rajeev & Ajay
Firm registration No : 009977N
Chartered Accountants


Ajay Kumar Sachdeva
Partner
Membership No. 2084302

Place : New Delhi
Date :

26 MAY 2023

For and on behalf of the Board of Directors of
NEWT PROPBUILD PRIVATE LIMITED


Praveen Kumar Madan
Director
DIN-08595762


Shaji Kumar Sasidharan
Director
DIN-07119343

NEWT PROPBUILD PRIVATE LIMITED
STATEMENT OF PROFIT AND LOSS FOR THE YEAR ENDED 31 MARCH 2023
 (Amount in rupees hundred, unless otherwise stated)

Particulars	Notes	31 March 2023	31 March 2022
INCOME			
Revenue from operations	11	-	30.38
Total Income (I)		-	30.38
EXPENSES			
Finance costs	12	6.49	6.53
Other expenses	13	136.71	95.08
Total Expenses (II)		143.20	101.61
Profit/(Loss) before tax from continuing operations (I-II)		(143.20)	(71.23)
Tax expense:			
Current tax		-	-
Profit/(Loss) for the year from continuing operations		(143.20)	(71.23)
Other comprehensive income			
Total other comprehensive income/(loss) for the year, net of tax		-	-
Total comprehensive income(loss) for the year, net of tax		(143.20)	(71.23)
Earnings per equity share:			
(1) Basic	14	(1.43)	(0.71)
(2) Diluted		(1.43)	(0.71)

Summary of significant accounting policies

3

The accompanying notes are an integral part of the financial statements.

As per our report of even date

For Rajeev & Ajay
 Firm registration No. 009977N
 Chartered Accountants

Ajay Kumar Sachdeva
 Partner
 Membership No. 123456



For and on behalf of the Board of Directors of
NEWT PROPBUILD PRIVATE LIMITED

Praveen Kumar Madan
 Director
 DIN-08595762

Shaji Kumar Sasidhar
 Director
 DIN-07119343

Place : New Delhi

Date :

26 MAY 2023

NIPPER PROPBUILD PRIVATE LIMITED
BALANCE SHEET AS AT 31 MARCH 2023
(Amount in rupees hundred unless otherwise stated)

	Notes	As at	
		31 March	31 March 2022
ASSETS			
Current assets			
Inventories	4	4,71,163.35	4,71,163.35
Financial assets			
Cash and cash equivalents	5	282.42	272.20
Other financial assets	6	65,247.97	65,247.97
Current tax assets (net)	7	3,065.31	3,092.28
Total Assets		5,39,759.05	5,39,775.80
EQUITY AND LIABILITIES			
Equity			
Equity share capital	8	1,000.00	1,000.00
Other equity	9	(2,379.73)	(2,324.30)
Total equity		(1,379.73)	(1,324.30)
LIABILITIES			
Current liabilities			
Financial liabilities			
Trade payables	10	-	-
-total outstanding dues of micro and small enterprises		-	-
-total outstanding dues other than micro and small enterpr		79.00	59.00
Other current liabilities	11	5,41,059.78	5,41,041.10
Total liabilities		5,41,138.78	5,41,100.10
Total Equity and Liabilities		5,39,759.05	5,39,775.80
Summary of significant accounting policies	3		

The accompanying notes are an integral part of the financial statements.

As per our report of even date

For Rajeev & Ajay
Firm registration No : 009977N
Chartered Accountants


Ajay Kumar Sachdeva
Partner
Membership No. 4084302

For and on behalf of the Board of Directors of
NIPPER PROPBUILD PRIVATE LIMITED


Lalun Prasad Singh
Director
DIN-08129091


Rajkumar Sharma
Director
DIN-10136213

Place : New Delhi

Date :

26 MAY 2023

NIPPER PROPBUILD PRIVATE LIMITED
STATEMENT OF PROFIT AND LOSS FOR THE YEAR ENDED 31 MARCH 2023
(Amount in rupees hundred unless otherwise stated)

Particulars	Notes	31 March 2023	31 March 2022
INCOME			
Other Income	12	4.40	508.80
Total Income (I)		4.40	508.80
EXPENSES			
Finance costs	13	22.86	6.49
Other expenses	14	138.68	98.20
Total Expenses (II)		161.54	104.69
(Profit)/Loss before tax from continuing operations (I-II)		(157.14)	404.11
Tax expense:			
Current Tax		-	101.71
Adjustment of tax relating to earlier periods		(101.71)	-
(Profit)/Loss for the year from continuing operations		(55.43)	302.40
Other Comprehensive Income			
		-	-
Total other comprehensive income/(loss) for the year, net of			
		-	-
Total comprehensive (Profit)/loss for the year, net of tax			
		(55.43)	302.40
Earnings per equity share (computed on the basis of profit/(loss) for the year):	15		
(1) Basic		(0.55)	3.02
(2) Diluted		(0.55)	3.02
Summary of significant accounting policies	3		


The accompanying notes are an integral part of the financial statements.


As per our report of even date

For Rajeev & Ajay
Firm registration No : 009977N
Chartered Accountants


Ajay Kumar Sachdeva
Partner
Membership No : 084302

For and on behalf of the Board of Directors of
NIPPER PROPBUILD PRIVATE LIMITED


Lalan Prasad Singh
Director
DIN-08129091


Rajkumar Sharma
Director
DIN-10136213

Place : New Delhi

Date :

26 MAY 2023

NISHKARSH ESTATES PRIVATE LIMITED
BALANCE SHEET AS AT 31 MARCH 2023
 (Amount in rupees hundred, unless otherwise stated)

Notes	As at 31 March 2023	As at 31 March 2022
ASSETS		
Current assets		
Inventories	13,31,655.71	13,16,435.85
Financial assets		
Cash and cash equivalents	546.77	268.31
Current tax assets (net)	1,228.19	1,228.19
	13,32,202.48	13,17,932.35
Total Assets	13,32,202.48	13,17,932.35
EQUITY AND LIABILITIES		
Equity		
Equity share capital	10,000.00	10,000.00
Other equity	(4,745.68)	(4,699.93)
Total equity	5,254.32	5,300.07
LIABILITIES		
Current liabilities		
Financial liabilities		
Trade payables		
-total outstanding dues of micro and small enterprises	79.00	59.00
-total outstanding dues other than micro and small enterprises	13,26,869.16	13,12,573.28
Other current liabilities		
Total liabilities	13,26,948.16	13,12,632.28
	13,32,202.48	13,17,932.35

3

Summary of significant accounting policies

The accompanying notes are an integral part of the financial statements.

As per our report of even date

For **NAV RATN & CO LLP**
 Firm Reg. No.: N500107
 Chartered Accountants

Nishy Mittal
 Nishy Mittal
 Partner
 Membership No.: 095371



Place : Gurugram
 Date :

26 MAY 2023

For and on behalf of the Board of Directors of
NISHKARSH ESTATES PRIVATE LIMITED

Rajkumar Sharma
 Rajkumar Sharma
 Director
 DIN- 10136213

NISHKARSH ESTATES PRIVATE LIMITED
STATEMENT OF PROFIT AND LOSS FOR THE YEAR ENDED 31 MARCH 2023
 (Amount in rupees hundred, unless otherwise stated)

Particulars	31 March 2023	31 March 2022
INCOME		
Other Income	79.82	-
Total Income	79.82	-
EXPENSES		
Finance costs	6.49	6.49
Other expenses	119.08	111.44
Total Expenses	125.57	117.93
Profit/(Loss) before tax from continuing operations	(45.75)	(117.93)
Tax expense:		
Current tax	-	-
Profit/(Loss) for the year from continuing operations	(45.75)	(117.93)
Other comprehensive income	-	-
Total other comprehensive income for the year, net of tax	-	-
Total comprehensive income/(loss) for the year, net of tax	(45.75)	(117.93)
Earnings per equity share:		
(1) Basic	(0.46)	(1.18)
(2) Diluted	(0.46)	(1.18)
Summary of significant accounting policies	3	

The accompanying notes are an integral part of the financial statements.

As per our report of even date


For N A V R A T N & CO LLP
 Firm Reg. No.: N500107
 Chartered Accountants


 Nishu Mittal
 Partner
 Membership No.: 095311*



Place : Gurugram
 Date : 26 MAY 2023

For and on behalf of the Board of Directors of
NISHKARSH ESTATES PRIVATE LIMITED


 Rajkumar Sharma
 Director
 DIN- 10136213

NOTCH PROPBUILD PRIVATE LIMITED
BALANCE SHEET AS AT 31 MARCH 2023
(Amount in rupees hundred unless otherwise stated)

		As at 31 March 2023	As at 31 March 2022
ASSETS			
Current assets			
Inventories	4	7,56,044.27	7,56,044.27
Financial assets			
Cash and cash equivalents	5	904.72	249.64
Other financial assets	6	1,13,592.03	1,13,592.03
Current tax assets (net)	7	9,455.87	150.74
Total Assets		8,79,996.89	8,70,036.68
EQUITY AND LIABILITIES			
Equity			
Equity share capital	8	1,000.00	1,000.00
Other equity	9	(509.90)	(419.16)
Total equity		490.10	580.84
LIABILITIES			
Current liabilities			
Financial liabilities			
Trade payables	10		
-total outstanding dues of micro and small enterprises		-	-
-total outstanding dues other than micro and small enterpr		79.00	59.00
Other current liabilities	11	8,79,427.79	8,69,396.83
Total liabilities		8,79,506.79	8,69,455.83
Total Equity and Liabilities		8,79,996.89	8,70,036.68
Summary of significant accounting policies	3		


The accompanying notes are an integral part of the financial statements.


As per our report of even date

For Rajeev & Ajay
Firm registration No : 009977N
Chartered Accountants


Ajay Kumar Sachdeva
Partner
Membership No - 084302

For and on behalf of the Board of Directors of
NOTCH PROPBUILD PRIVATE LIMITED


Rajkumar Sharma
Director
DIN-10136213


Lalita Kumar Sahoo
Director
DIN-08396540

Place : New Delhi

Date :

26 MAY 2023

NOTCH PROPBUILD PRIVATE LIMITED
STATEMENT OF PROFIT AND LOSS FOR THE YEAR ENDED 31 MARCH 2023
(Amount in rupees hundred unless otherwise stated)

Particulars	Notes	31 March 2023	31 March 2022
INCOME			
Other Income	12	94,583.62	2,984.50
Total Income (I)		94,583.62	2,984.50
EXPENSES			
Finance costs	13	95.52	6.49
Other expenses	14	95,127.96	98.20
Total Expenses (II)		95,223.47	104.69
Profit/(loss) before tax from continuing operations (I-II)		(639.86)	2,879.81
Tax expense:			
Current tax		-	724.79
Adjustment of tax relating to earlier periods		(549.11)	-
Profit/(loss) for the year from continuing operations		(90.74)	2,155.02
Other Comprehensive Income			
		-	-
Total other comprehensive income for the year, net of tax		-	-
Total comprehensive income/(loss) for the year, net of tax		(90.74)	2,155.02
Earnings per equity share (computed on the basis of profit/(loss) for the year):	15		
(1) Basic		(0.91)	21.55
(2) Diluted		(0.91)	21.55

Summary of significant accounting policies 3


The accompanying notes are an integral part of the financial statements.

As per our report of even date

For Rajeev & Ajay
Firm registration No - 009977N
Chartered Accountants

Ajay Kumar Sachdeva
Partner
Membership No. - 084302

For and on behalf of the Board of Directors of
NOTCH PROPBUILD PRIVATE LIMITED


Rajkumar Sharma
Director
DIN-10136213


Lalita Kumar Sahoo
Director
DIN-08396540

Place : New Delhi

Date :

26 MAY 2023

PANSY BUILDCONS PRIVATE LIMITED
BALANCE SHEET AS AT 31 MARCH 2023
(Amount in rupees hundred, unless otherwise stated)

	Notes	As at 31 March 2023	As at 31 March 2022
ASSETS			
Current assets			
Financial assets			
Cash and cash equivalents	4	693.55	371.54
Other current assets	5	3,20,132.44	3,27,181.60
Current tax assets (net)	6	-	-
Total Assets		3,20,825.99	3,27,553.14
EQUITY AND LIABILITIES			
Equity			
Equity share capital	7	2,000.00	2,000.00
Other equity	8	3,18,766.99	3,22,594.14
Total equity		3,20,766.99	3,24,594.14
LIABILITIES			
Current liabilities			
Financial liabilities			
Trade payables	9	-	-
-total outstanding dues of micro and small enterprises		-	-
-total outstanding dues other than micro and small enterprises		59.00	2,959.00
Total liabilities		59.00	2,959.00
Total Equity and Liabilities		3,20,825.99	3,27,553.14

Summary of significant accounting policies 3

The accompanying notes are an integral part of the financial statements.

As per our report of even date

For Rajeev & Ajay

Firm registration No.
Chartered Accountants

Ajay Kumar Sachdev
Partner

Membership No. : 084302



For and on behalf of the Board of Directors of
PANSY BUILDCONS PRIVATE LIMITED

Vispendra Singh Chaudhary
Director
DIN-10174911

Arif Mohamad
Director
DIN-07119219

Place : New Delhi

Date :

26 MAY 2023

PANSY BUILDCONS PRIVATE LIMITED
STATEMENT OF PROFIT AND LOSS FOR THE YEAR ENDED 31 MARCH 2023
(Amount in rupees hundred, unless otherwise stated)

Particulars	Notes	31 March 2023	31 March 2022
INCOME			
Other income	10	350.00	-
Total Income (I)		350.00	-
EXPENSES			
Finance costs	11	6.49	6.49
Other expenses	12	4,170.66	160.60
Total Expenses (II)		4,177.15	167.09
Profit/(Loss) before tax from continuing operations (I-II)		(3,827.15)	(167.09)
Tax expense:			
Current Tax		-	-
Profit/(Loss) for the year from continuing operations		(3,827.15)	(167.09)
Other Comprehensive Income			
		-	-
Total other comprehensive income for the year, net of tax		-	-
Total comprehensive income/(loss) for the year, net of tax		(3,827.15)	(167.09)
Earnings per equity share (computed on the basis of profit/(loss) for the year):			
(1) Basic	13	(19.14)	(0.01)
(2) Diluted		(19.14)	(0.01)
Summary of significant accounting policies	3		

The accompanying notes are an integral part of the financial statements.

As per our report of even date

For Rajeew & Ajay

Firm registration No : 000077N

Chartered Accountants

Ajay Kumar Sachdeva

Partner

Membership No. : 084451



For and on behalf of the Board of Directors of
PANSY BUILDCONS PRIVATE LIMITED

Vispendra Singh Chaudhary

Director

DIN-10174911

Arif Mohamad

Director

DIN-07119219

Place : New Delhi

Date :

26 MAY 2023

PAVING PROPBUILD PRIVATE LIMITED
BALANCE SHEET AS AT 31 MARCH 2023
(Amount in rupees hundred, unless otherwise stated)

	Notes	As at 31 March 2023	As at 31 March 2022
ASSETS			
Current assets			
Inventories	4	50,772.90	50,772.90
Financial assets			
Cash and cash equivalents	5	258.19	228.19
Total Assets		51,031.09	51,001.09
EQUITY AND LIABILITIES			
Equity			
Equity share capital	6	1,000.00	1,000.00
Other equity	7	(11,865.56)	(11,750.48)
Total equity		(10,865.56)	(10,750.48)
LIABILITIES			
Current liabilities			
Financial liabilities			
Trade payables	8	-	-
-total outstanding dues of micro and small enterprises			
-total outstanding dues other than micro and small enterprises		79.00	59.00
Other current liabilities	9	61,817.65	61,692.57
Total liabilities		61,896.65	61,751.57
Total Equity and Liabilities		51,031.09	51,001.09
Summary of significant accounting policies	3		

The accompanying notes are an integral part of the financial statements.

As per our report of even date

For Rajeev & Ajay
Firm registration No.: 009977N
Chartered Accountants


NEW DELHI
Ajay Kumar Sachdeva
Partner
Membership No.: 084302

For and on behalf of the Board of Directors of
PAVING PROPBUILD PRIVATE LIMITED


Rajkumar Sharma
Director
DIN-10136213


Lalita Kumar Sahoo
Director
DIN-08396540

Place : New Delhi
Date :

26 MAY 2023

PAVING PROPBUILD PRIVATE LIMITED
STATEMENT OF PROFIT AND LOSS FOR THE YEAR ENDED 31 MARCH 2023
(Amount in rupees hundred, unless otherwise stated)

Particulars	Notes	31 March 2023	31 March 2022
INCOME			
Revenue from operations		-	-
Total Income (I)		-	-
EXPENSES			
Finance costs	10	-	6.49
Other expenses	11	115.08	98.20
Total Expenses (II)		115.08	104.69
Profit/(Loss) before tax from continuing operations (I-II)		(115.08)	(104.69)
Tax expense:			
Current tax		-	-
Profit/(Loss) for the year from continuing operations		(115.08)	(104.69)
Other comprehensive income			
Total other comprehensive income/(loss) for the year, net of tax		-	-
Total comprehensive income/(loss) for the year, net of tax		(115.08)	(104.69)
Earnings per equity share:			
(1) Basic	12	(1.15)	(1.05)
(2) Diluted		(1.15)	(1.05)

Summary of significant accounting policies 3


The accompanying notes are an integral part of the financial statements.

As per our report of even date

For Rajeev & Ajay
Firm registration No : 009977N
Chartered Accountants


Ajay Kumar Sachdeva
Partner
Membership No. 084302

For and on behalf of the Board of Directors of
PAVING PROPBUILD PRIVATE LIMITED


Rajkumar Sharma
Director
DIN-10136213


Lalita Kumar Sahoo
Director
DIN-08396540

Place : New Delhi
Date :

26 MAY 2023

PERCH CONBUILD PRIVATE LIMITED
BALANCE SHEET AS AT 31 MARCH 2023
(Amount in rupees hundred, unless otherwise stated)

	Notes	As at 31 March 2023	As at 31 March 2022
ASSETS			
Non-current assets			
Current assets			
Financial assets			
Investments	4	-	-
Cash and cash equivalents	5	242.95	219.44
Total Assets		242.95	219.44
EQUITY AND LIABILITIES			
Equity			
Equity share capital	6	1,000.00	1,000.00
Other equity	7	(2,51,699.57)	(2,51,574.88)
Total equity		(2,50,699.57)	(2,50,574.88)
LIABILITIES			
Current liabilities			
Financial liabilities			
Trade payables	8	-	-
-total outstanding dues of micro and small enterprises		79.00	59.00
-total outstanding dues other than micro and small enterprises	9	2,50,863.52	2,50,735.32
Other current liabilities		2,50,942.52	2,50,794.32
Total liabilities		242.95	219.44
Total Equity and Liabilities			

Summary of significant accounting policies

3


The accompanying notes are an integral part of the financial statements.

As per our report of even date

For Rajeev & Ajay
Firm registration No.: 009977N
Chartered Accountants


Ajay Kumar Sachdeva
Partner
Membership No.: 084302

For and on behalf of the Board of Directors of
PERCH CONBUILD PRIVATE LIMITED


Rajkumar Sharma
Director
DIN-10136213


Kalicharan Patro
Director
DIN-10049038

Place : New Delhi
Date :

28 MAY 2023

PERCH CONBUILD PRIVATE LIMITED
STATEMENT OF PROFIT AND LOSS FOR THE YEAR ENDED 31 MARCH 2023
 (Amount in rupees hundred, unless otherwise stated)


Particulars	Notes	31 March 2023	31 March 2022
INCOME			
Revenue from operations		-	-
Total Income (I)		-	-
EXPENSES			
Finance costs	10	6.49	6.49
Other expenses	11	118.20	95.08
Total Expenses (II)		124.69	101.57
Profit/(Loss) before tax from continuing operations (I-II)		(124.69)	(101.57)
Tax expense:			
Current Tax		-	-
Profit/(Loss) for the year from continuing operations		(124.69)	(101.57)
Other Comprehensive Income			
Total other comprehensive income for the year, net of tax		-	-
Total comprehensive income/(loss) for the year, net of tax		(124.69)	(101.57)
Earnings per equity share (computed on the basis of profit/(loss) for the year):	12		
(1) Basic		(1.25)	(1.02)
(2) Diluted		(1.25)	(1.02)

Summary of significant accounting policies 3

The accompanying notes are an integral part of the financial statements.

As per our report of even date

For Rajeev & Ajay
 Firm registration No: 009977N
 Chartered Accountants


Ajay Kumar Sachdeva
 Partner
 Membership No: 084302

For and on behalf of the Board of Directors of
PERCH CONBUILD PRIVATE LIMITED


Rajkumar Sharma
 Director
 DIN-10136213


Kalicharan Patro
 Director
 DIN-10049038

Place : New Delhi
 Date : **26 MAY 2023**

PERPETUAL REALTORS PRIVATE LIMITED
BALANCE SHEET AS AT 31 MARCH 2023
(Amount in rupees hundred, unless otherwise stated)

	Notes	As at 31 March 2023	As at 31 March 2022
ASSETS			
Current assets			
Inventories	4	9,52,653.54	9,46,675.25
Financial assets			
Cash and cash equivalents	5	-	760.33
Other financial assets	6	1,36,130.32	1,36,130.32
Current tax assets (net)	7	-	5,056.27
Total assets		10,88,783.86	10,88,622.17
EQUITY AND LIABILITIES			
Equity			
Equity share capital	8	1,000.00	1,000.00
Other equity	9	(8,863.52)	(8,294.73)
Total equity		(7,863.52)	(7,294.73)
LIABILITIES			
Current liabilities			
Financial liabilities			
Trade payables	10	-	-
-total outstanding dues of micro and small enterprises		-	-
-total outstanding dues other than micro and small enterprises		79.00	59.00
Other current liabilities	11	10,96,568.38	10,95,857.90
Total liabilities		10,96,647.38	10,95,916.90
Total equity and liabilities		10,88,783.86	10,88,622.17

Summary of significant accounting policies

3

The accompanying notes are an integral part of the financial statements.

As per our report of even date

For **NAV RATN & CO LLP**
Firm Reg. No.: N500107
Chartered Accountants


Nitish Mittal

Partner
Membership No.: 095371



Place : Gurugram
Date :

26 MAY 2023

For and on behalf of the Board of Directors of
PERPETUAL REALTORS PRIVATE LIMITED


Manoj Singh
Director
DIN-08129479


Manish Kumar
Director
DIN- 08376582

PERPETUAL REALTORS PRIVATE LIMITED
STATEMENT OF PROFIT AND LOSS FOR THE YEAR ENDED 31 MARCH 2023
 (Amount in rupees hundred, unless otherwise stated)

Particulars	Notes	31 March 2023	31 March 2022
INCOME			
Revenue from operations	12	-	383.01
Other Income	13	328.63	-
Total Income		328.63	383.01
EXPENSES			
Finance costs	14	6.49	7.79
Other expenses	15	890.93	2,756.32
Total Expenses		897.42	2,764.11
Profit/(Loss) before tax from continuing operations		(568.79)	(2,381.10)
Tax expense:			
Current tax		-	-
Profit/(Loss) for the year from continuing operations		(568.79)	(2,381.10)
Other comprehensive income		-	-
Total other comprehensive income/(loss) for the year, net of tax		-	-
Total comprehensive income/(loss) for the year, net of tax		(568.79)	(2,381.10)
Earnings per equity share:			
Basic (Rs.)	16	(5.69)	(23.81)
Diluted (Rs.)		(5.69)	(23.81)

Summary of significant accounting policies

3

The accompanying notes are an integral part of the financial statements.

As per our report of even date

For **NAV RATN & CO LLP**
 Firm Reg. No.: N500107
 Chartered Accountants



 Nitish Mittal
 Partner
 Membership No.: 095371



Place : Gurugram
 Date :

26 MAY 2023

For and on behalf of the Board of Directors of
PERPETUAL REALTORS PRIVATE LIMITED


 Manoj Soni
 Director
 DIN-08129479


 Manish Kumar
 Director
 DIN- 08376582

PRAGYA BUILDCON PRIVATE LIMITED
BALANCE SHEET AS AT 31 MARCH 2023
(Amount in rupees hundred, unless otherwise stated)

	Notes	As at 31 March 2023	As at 31 March 2022
ASSETS			
Current assets			
Inventories	4	9,82,539.79	9,75,589.33
Financial assets			
Cash and cash equivalents	5	519.09	258.24
Other current assets	6	-	-
Total Assets		9,83,058.88	9,75,847.57
EQUITY AND LIABILITIES			
Equity			
Equity share capital	7	1,000.00	1,000.00
Other equity	8	(3,89,928.33)	(3,89,779.16)
Total equity		(3,88,928.33)	(3,88,779.16)
LIABILITIES			
Current liabilities			
Financial liabilities			
Trade payables	9	-	-
-total outstanding dues of micro and small enterprises		-	-
-total outstanding dues other than micro and small enterprises		79.00	59.00
Other current liabilities	10	13,71,908.21	13,64,567.73
Total liabilities		13,71,987.21	13,64,626.73
Total Equity and Liabilities		9,83,058.88	9,75,847.57

Summary of significant accounting policies


3

The accompanying notes are an integral part of the financial statements.

As per our report of even date

For Rajeev & Ajay

Firm registration No. - 009977N
Chartered Accountants


Ajay Kumar Sachdeva
Partner

Membership No. : 084302



For and on behalf of the Board of Directors of
PRAGYA BUILDCON PRIVATE LIMITED


Reeti Pujja Khuttan
Director
DIN- 08595774


Manoj Singh
Director
DIN- 08129479

Place : New Delhi

Date :

26 MAY 2023

PRAGYA BUILDCON PRIVATE LIMITED
STATEMENT OF PROFIT AND LOSS FOR THE YEAR ENDED 31 MARCH 2023
(Amount in rupees hundred, unless otherwise stated)

Particulars	Notes	31 March 2023	31 March 2022
INCOME			
Revenue from operations		-	-
Total Income (I)		-	-
EXPENSES			
Finance costs	11	6.49	6.49
Other expenses	12	142.68	103.20
Total Expenses (II)		149.17	109.69
Profit/(Loss) before tax from continuing operations (I-II)		(149.17)	(109.69)
Tax expense:			
Current tax		-	-
Profit/(Loss) for the year from continuing operations		(149.17)	(109.69)
Other comprehensive income		-	-
Total other comprehensive income/(loss) for the year, net of tax		-	-
Total comprehensive income/(loss) for the year, net of tax		(149.17)	(109.69)
Earnings per equity share:			
(1) Basic	13	(1.49)	(1.10)
(2) Diluted		(1.49)	(1.10)

Summary of significant accounting policies 3


The accompanying notes are an integral part of the financial statements.


As per our report of even date

For Rajeev & Ajay
Firm registration No.: 009978N
Chartered Accountants


Ajay Kumar Sachdeva
Partner
Membership No. : 084302

For and on behalf of the Board of Directors of
PRAGYA BUILDCON PRIVATE LIMITED


Reeti Puja Khuttan
Director
DIN- 08595774


Manoj Singh
Director
DIN- 08129479

Place : New Delhi
Date :

26 MAY 2023

PRATHAM PROMOTERS PRIVATE LIMITED
BALANCE SHEET AS AT 31 MARCH 2023
(Amount in Rupees hundred, unless otherwise stated)

	Notes	As at 31 March 2023	As at 31 March 2022
ASSETS			
Current assets			
Financial assets			
Cash and cash equivalents	4	507.91	242.77
Total Assets		507.91	242.77
EQUITY AND LIABILITIES			
Equity			
Equity share capital	5	10,000.00	10,000.00
Other equity	6	(10,695.90)	(10,576.07)
Total equity		(695.90)	(576.07)
LIABILITIES			
Current liabilities			
Financial liabilities			
Trade payables	7	-	-
-total outstanding dues of micro and small enterprises			
-total outstanding dues other than micro and small enterprises		138.00	118.00
Other current liabilities	8	1,065.81	700.84
Total liabilities		1,203.81	818.84
Total Equity and Liabilities		507.91	242.77
Summary of significant accounting policies	3		

The accompanying notes are an integral part of the financial statements.

As per our report of even date

For Rajeev & Ajay
Firm registration No : 009977N
Chartered Accountants

Ajay Kumar Sachdeva
Partner
Membership No. 084302



For and on behalf of the Board of Directors of
PRATHAM PROMOTERS PRIVATE LIMITED

Deepak Jain
Director
DIN- 08129166

Rahul
Director
DIN- 09331369

Place : New Delhi

Date :
26 MAY 2023

PRATHAM PROMOTERS PRIVATE LIMITED
STATEMENT OF PROFIT AND LOSS FOR THE YEAR ENDED 31 MARCH 2023
(Amount in Rupees hundred, unless otherwise stated)

Particulars	Notes	31 March 2023	31 March 2022
INCOME			
Revenue from operations		-	-
Total Income (I)		-	-
EXPENSES			
Finance costs	9	4.87	6.49
Other expenses	10	114.96	107.32
Total Expenses (II)		119.83	113.81
Profit/(Loss) before tax from continuing operations (I-II)		(119.83)	(113.81)
Tax expense:			
Current tax		-	-
Profit/(Loss) for the year from continuing operations		(119.83)	(113.81)
Other Comprehensive Income			
Total other comprehensive income/(loss) for the year, net of tax		-	-
Total comprehensive income/(loss) for the year, net of tax		(119.83)	(113.81)
Earnings per equity share (computed on the basis of profit/(loss) for the year):			
(1) Basic	11	(0.1198)	(0.1138)
(2) Diluted		(0.1198)	(0.1138)
Summary of significant accounting policies	3		

The accompanying notes are an integral part of the financial statements.

As per our report of even date

For Rajeev & Ajay
Firm registration No. 009977N
Chartered Accountants


Ajay Kumar Sachdeva
Partner
Membership No. 084302

For and on behalf of the Board of Directors of
PRATHAM PROMOTERS PRIVATE LIMITED


Deepak Jain
Director
DIN- 08129166


Rahul
Director
DIN- 09331369

Place : New Delhi

Date :

26 MAY 2023

PRATIKSHA BUILDCON PRIVATE LIMITED
BALANCE SHEET AS AT 31 MARCH 2023
(Amount in rupees hundred, unless otherwise stated)

	Notes	As at 31 March 2023	As at 31 March 2022
ASSETS			
Current assets			
Inventories	4	31,98,388.56	31,88,663.06
Financial assets			
Cash and cash equivalents	5	516.44	208.61
Total Assets		31,98,905.00	31,88,871.67
EQUITY AND LIABILITIES			
Equity			
Equity share capital	6	10,000.00	10,000.00
Other equity	7	(8,003.09)	(7,881.64)
Total equity		1,996.91	2,118.36
LIABILITIES			
Current liabilities			
Financial liabilities			
Trade payables	8	-	-
-total outstanding dues of micro and small enterprises			
-total outstanding dues other than micro and small enterprises		79.00	59.00
Other current liabilities	9	31,96,829.09	31,86,694.31
Total liabilities		31,96,908.09	31,86,753.31
Total Equity and Liabilities		31,98,905.00	31,88,871.67
Summary of significant accounting policies	3		

The accompanying notes are an integral part of the financial statements.

As per our report of even date

For **NAVRA TN & CO LLP**
Firm registration No.: N500107
Chartered Accountants


Nitish Mittal
Partner
Membership No.: 0953



For and on behalf of the Board of Directors of
PRATIKSHA BUILDCON PRIVATE LIMITED


Reeli Pujia Khuttan
Director
DIN-08595774


Narendra Vashisht
Director
DIN- 06713906

Place : Gurugram

Date: **26 MAY 2023**

PRATIKSHA BUILDCON PRIVATE LIMITED
STATEMENT OF PROFIT AND LOSS FOR THE YEAR ENDED 31 MARCH 2023
(Amount in rupees hundred, unless otherwise stated)

Particulars	Notes	31 March 2023	31 March 2022
INCOME			
Revenue from operation		-	-
Total Income		-	-
EXPENSES			
Finance costs	10	6.49	6.49
Other expenses	11	114.96	103.20
Total Expenses		121.45	109.69
Profit/(Loss) before tax from continuing operations		(121.45)	(109.69)
Tax expense:			
Current tax		-	-
Profit/(Loss) for the year from continuing operations		(121.45)	(109.69)
Other comprehensive income		-	-
Total other comprehensive income/(loss) for the year, net of tax		-	-
Total comprehensive income/(loss) for the year, net of tax		(121.45)	(109.69)
Earnings per equity share:			
(1) Basic	12	(0.12)	(0.11)
(2) Diluted		(0.12)	(0.11)

Summary of significant accounting policies

3

The accompanying notes are an integral part of the financial statements.

As per our report of even date

For N A V R A T N & CO LLP
Firm registration No.: N500107
Chartered Accountants

Nitish Mittal
Partner
Membership No.: 09537



Place : Gurugram
Date : 26 MAY 2023

For and on behalf of the Board of Directors of
PRATIKSHA BUILDCON PRIVATE LIMITED

Reeti Puja Khuttan
Director
DIN-08595774

Narendra Vashisht
Director
DIN- 06713906

PREZZIE BUILDCON PRIVATE LIMITED
BALANCE SHEET AS AT 31 MARCH 2023
(Amount in rupees hundred unless otherwise stated)

	Notes	As at 31 March 2023	As at 31 March 2022
ASSETS			
Current assets			
Inventories	4	63,029.97	1,20,875.02
Financial assets			
Cash and cash equivalents	5	531.04	239.62
Other financial assets	6	1,807.31	1,807.31
Total Assets		65,368.32	1,22,921.95
EQUITY AND LIABILITIES			
Equity			
Equity share capital	7	1,000.00	1,000.00
Other equity	8	(2,218.31)	(2,187.06)
Total equity		(1,218.31)	(1,187.06)
LIABILITIES			
Current liabilities			
Financial liabilities			
Trade payables	9	-	-
-total outstanding dues of micro and small enterprises		79.00	59.00
-total outstanding dues other than micro and small enterprises		66,507.63	1,24,050.01
Other current liabilities	10	66,586.63	1,24,109.01
Total liabilities		66,586.63	1,24,109.01
Total Equity and Liabilities		65,368.32	1,22,921.95
Summary of significant accounting policies	3		

The accompanying notes are an integral part of the financial statements.


As per our report of even date

For Rajeev & Ajay
Firm registration No.: 009977N
Chartered Accountants


Ajay Kumar Sachdeva
Partner
Membership No.: 084302

For and on behalf of the Board of Directors of
PREZZIE BUILDCON PRIVATE LIMITED


Rahul Chowdhary
Director
DIN- 09668716


Narendra Vashisht
Director
DIN-06713906

Place : New Delhi

Date :

26 MAY 2023


PREZZIE BUILDCON PRIVATE LIMITED
STATEMENT OF PROFIT AND LOSS FOR THE YEAR ENDED 31 MARCH 2023
(Amount in rupees hundred unless otherwise stated)

Particulars	Notes	31 March 2023	31 March 2022
INCOME			
Revenue from operations	11	92.07	-
Total Income (I)		92.07	-
EXPENSES			
Finance costs	12	5.12	6.49
Other expenses	13	118.20	98.19
Total Expenses (II)		123.32	104.68
Profit/(Loss) before tax from continuing operations (I-II)		(31.25)	(104.68)
Tax expense:			
Current tax		-	-
Profit/(Loss) for the year from continuing operations		(31.25)	(104.68)
Other Comprehensive Income		-	-
Total other comprehensive income/(loss) for the year, net of tax		-	-
Total comprehensive income/(loss) for the year, net of tax		(31.25)	(104.68)
Earnings per equity share (computed on the basis of profit/(loss) for the year):	14		
(1) Basic		(0.31)	(1.05)
(2) Diluted		(0.31)	(1.05)
Summary of significant accounting policies	3		

The accompanying notes are an integral part of the financial statements.


As per our report of even date

For Rajeev & Ajay
Firm registration No : 009977N
Chartered Accountants


Ajay Kumar Sachdeva
Partner
Membership No. : 084302

For and on behalf of the Board of Directors of
PREZZIE BUILDCON PRIVATE LIMITED


Rahul Chowdhary
Director
DIN- 09668716


Narendra Vashist
Director
DIN-06713906

Place : New Delhi
Date :

26 MAY 2023

PROGENY BUILDCON PRIVATE LIMITED
BALANCE SHEET AS AT 31 MARCH 2023
(Amount in rupees hundred, unless otherwise stated)

	Notes	As at 31 March 2023	As at 31 March 2022
ASSETS			
Current assets			
Inventories	4	2,38,908.51	2,73,757.57
Financial assets			
Cash and cash equivalents	5	277.15	211.75
Current tax assets (net)	6	18,372.49	18,372.49
Total Assets		2,57,558.16	2,92,341.81
EQUITY AND LIABILITIES			
Equity			
Equity share capital	7	1,000.00	1,000.00
Other equity	8	(1,613.33)	(1,534.47)
Total equity		(613.33)	(534.47)
LIABILITIES			
Current liabilities			
Financial liabilities			
Trade payables	9	-	-
-total outstanding dues of micro and small enterprises			
-total outstanding dues other than micro and small enterprises		79.00	59.00
Other current liabilities	10	2,58,092.49	2,92,817.28
Total liabilities		2,58,171.49	2,92,876.28
Total Equity and Liabilities		2,57,558.16	2,92,341.81

Summary of significant accounting policies 3

The accompanying notes are an integral part of the financial statements.

As per our report of even date

For Rajeev & Ajay
Firm registration No : 009977N
Chartered Accountants


Ajay Kumar Sachdeva
Partner
Membership No : 084302

For and on behalf of the Board of Directors of
PROGENY BUILDCON PRIVATE LIMITED


Akshat Maheshwari
Director
DIN-07504909


Suman Jain
Director
DIN- 08385675

Place : New Delhi

Date :

26 MAY 2023

PROGENY BUILDCON PRIVATE LIMITED
STATEMENT OF PROFIT AND LOSS FOR THE YEAR ENDED 31 MARCH 2023
(Amount in rupees hundred, unless otherwise stated)

Particulars	Notes	31 March 2023	31 March 2022
INCOME			
Revenue from operations	11	46.81	-
Total Income (I)		46.81	-
EXPENSES			
Finance costs	12	10.59	6.49
Other expenses	13	115.08	98.20
Total Expenses (II)		125.67	104.69
Profit/(Loss) before tax from continuing operations (I-II)		(78.87)	(104.69)
Tax expense			
Current tax		-	-
Profit/(Loss) for the year from continuing operations		(78.87)	(104.69)
Other comprehensive income			
Total other comprehensive income/(loss) for the year, net of tax		-	-
Total comprehensive income/(loss) for the year, net of tax		(78.87)	(104.69)
Earnings per equity share:			
(1) Basic	14	(0.79)	(1.05)
(2) Diluted		(0.79)	(1.05)
Summary of significant accounting policies	3		

The accompanying notes are an integral part of the financial statements.

As per our report of even date

For Rajeev & Ajay
Firm registration No. : 009977N
Chartered Accountants

Ajay Kumar Sachdeva
Partner
Membership No. : 084302

For and on behalf of the Board of Directors of
PROGENY BUILDCON PRIVATE LIMITED

Akshat Maheshwari
Director
DIN-07504909

Suman Jain
Director
DIN- 08385675

Place : New Delhi

Date :

26 MAY 2023

PROSPEROUS CONSTRUCTIONS PRIVATE LIMITED
BALANCE SHEET AS AT 31 MARCH 2023
(Amount in rupees hundred, unless otherwise stated)

	Notes	As at 31 March 2023	As at 31 March 2022
ASSETS			
Current assets			
Inventories	4	4,12,539.97	4,60,965.09
Financial assets			
Cash and cash equivalents	5	505.47	61.97
Other financial assets	6	6,77,206.71	6,77,206.71
Current tax assets (net)	7	4,674.11	-
Total assets		10,94,926.26	11,38,233.77
EQUITY AND LIABILITIES			
Equity			
Equity share capital	8	1,000.00	1,000.00
Other equity	9	51,113.21	31,610.26
Total equity		52,113.21	32,610.26
LIABILITIES			
Current liabilities			
Financial liabilities			
Trade payables	10	-	-
-total outstanding dues of micro and small enterprises		-	-
-total outstanding dues other than micro and small enterprises		2,059.00	3,803.50
Other current liabilities	11	10,40,754.05	10,86,110.49
Current tax liabilities (net)	12	-	15,709.52
Total liabilities		10,42,813.05	11,05,623.51
Total equity and liabilities		10,94,926.26	11,38,233.77

Summary of significant accounting policies 3

The accompanying notes are an integral part of the financial statements.

As per our report of even date


For **NAVRATN & CO LLP**
Firm Reg. No.: N500107
Chartered Accountants


Nitish Mittal
Partner
Membership No.: 095311



For and on behalf of the Board of Directors of
PROSPEROUS CONSTRUCTIONS PRIVATE LIMITED


Manoj Kumar Singh
Director
DIN- 08858738


Aekta Jain
Director
DIN- 06776771

Place : Gurugram

Date :

26 MAY 2023

PROSPEROUS CONSTRUCTIONS PRIVATE LIMITED
STATEMENT OF PROFIT AND LOSS FOR THE YEAR ENDED 31 MARCH 2023
(Amount in rupees hundred, unless otherwise stated)

Particulars	Notes	31 March 2023	31 March 2022
INCOME			
Revenue from operations	13	74,827.17	2,07,651.23
Other income	14	3,744.50	-
Total Income		78,571.67	2,07,651.23
EXPENSES			
Cost of revenue	15	48,024.67	1,30,180.13
Finance costs	16	2,208.74	6.49
Other expenses	17	2,342.68	3,851.82
Total Expenses		52,576.09	1,34,038.44
Profit/(Loss) before tax		25,995.58	73,612.79
Tax expense:			
Current tax		7,096.83	18,880.46
Adjustment of tax relating to earlier periods		(604.20)	-
Profit/(Loss) for the year		19,502.95	54,732.33
Other comprehensive income		-	-
Total other comprehensive income/(loss) for the year, net of tax		-	-
Total comprehensive income/(loss) for the year, net of tax		19,502.95	54,732.33
Earnings per equity share:	18		
(1) Basic		195.03	547.32
(2) Diluted		195.03	547.32

Summary of significant accounting policies

3

The accompanying notes are an integral part of the financial statements.

As per our report of even date

For NAVRATN & CO LLP
Firm Reg. No.: N500107
Chartered Accountants


Nitish Mittal

Partner
Membership No.: 095371



For and on behalf of the Board of Directors of
PROSPEROUS CONSTRUCTIONS PRIVATE LIMITED



Manoj Kumar Singh
Director
DIN- 08858738



Aekta Jain
Director
DIN- 06776771

Place : Gurugram

Date :
26 MAY 2023

PROSPERUS BUILDCON PRIVATE LIMITED
BALANCE SHEET AS AT 31 MARCH 2023
(Amount in rupees hundred, unless otherwise stated)

	Notes	As at 31 March 2023	As at 31 March 2022
ASSETS			
Non-current assets			
Financial Assets			
Investments	4	8,000.00	8,000.00
Current assets			
Inventories	5	54,74,433.54	54,47,633.51
Financial assets			
Cash and cash equivalents	6	53,327.48	1,944.80
Other bank balances	7	50,408.85	50,408.85
Other financial assets	8	1,93,263.64	1,89,682.55
Other current assets	9	35,161.03	35,161.03
Current tax assets (net)	10	5,00,146.74	5,52,670.69
		63,06,741.28	62,77,501.43
Total assets		63,14,741.28	62,85,501.43
EQUITY AND LIABILITIES			
Equity			
Equity share capital	11	2,000.00	2,000.00
Other equity	12	(94,439.82)	(26,337.02)
Total equity		(92,439.82)	(24,337.02)
LIABILITIES			
Current liabilities			
Financial liabilities			
Trade payables	13	-	-
-total outstanding dues of micro and small enterprises			
-total outstanding dues other than micro and small enterprises		1,475.38	67.16
Other current liabilities	14	64,05,705.72	63,09,771.29
Total liabilities		64,07,181.10	63,09,838.45
Total equity and liabilities		63,14,741.28	62,85,501.43
Summary of significant accounting policies	3		

The accompanying notes are an integral part of the financial statements.

As per our report of even date

For **NAV RATN & CO LLP**
Firm Reg. No.: N500107
Chartered Accountants


Nitish Mittal

Partner
Membership No.: 095371



For and on behalf of the Board of Directors of
PROSPERUS BUILDCON PRIVATE LIMITED


Amarjeet Chhikara
Director
DIN- 08858736


Kalicharan Patro
Director
DIN- 10049038

Place : Gurugram
Date :

26 MAY 2023

PROSPERUS BUILDCON PRIVATE LIMITED
STATEMENT OF PROFIT AND LOSS FOR THE YEAR ENDED 31 March 2023
(Amount in rupees hundred, unless otherwise stated)

Particulars	Notes	31 March 2023	31 March 2022
INCOME			
Revenue from operations	15	7.08	78.84
Other income	16	59,998.52	3,557.87
Total Income		60,005.60	3,636.71
EXPENSES			
Finance costs	17	73.28	-
Other expenses	18	69,775.22	272.32
Total Expenses		69,848.50	272.32
Profit/(Loss) before tax		(9,842.90)	3,364.39
Tax expense:			
Current tax		-	806.04
Adjustment of tax relating to earlier periods		58,259.90	-
Profit/(Loss) for the year		(68,102.80)	2,558.35
Other comprehensive income		-	-
Total other comprehensive income for the year, net of tax		-	-
Total comprehensive income/(loss) for the year, net of tax		(68,102.80)	2,558.35
Earnings per equity share:			
(1) Basic	19	(340.51)	12.79
(2) Diluted		(340.51)	12.79
Summary of significant accounting policies	3		

The accompanying notes are an integral part of the financial statements.

As per our report of even date

For **NAV RATH & CO LLP**
Firm Reg. No.: N500107
Chartered Accountants


Nitish Mittal
Partner
Membership No.: 095971



Place : Gurugram
Date :

26 MAY 2023

For and on behalf of the Board of Directors of
PROSPERUS BUILDCON PRIVATE LIMITED


Amarjeet Chhikara
Director
DIN- 08858736


Kalicharan Patro
Director
DIN- 10049038

PUKHRAJ REALTORS PRIVATE LIMITED
BALANCE SHEET AS AT 31 MARCH 2023
(Amount in rupees hundred, unless otherwise stated)

	Notes	As at 31 March 2023	As at 31 March 2022
ASSETS			
Current assets			
Inventories			
Financial assets			
Cash and cash equivalents	4	8,00,139.54	10,55,393.57
Other current assets	5	266.74	2,989.99
Total Assets	6	8,00,406.28	10,66,383.56
EQUITY AND LIABILITIES			
Equity			
Equity share capital	7	1,000.00	1,000.00
Other equity	8	(18,249.95)	(16,992.23)
Total equity		(17,249.95)	(15,992.23)
LIABILITIES			
Current liabilities			
Financial liabilities			
Trade payables			
-total outstanding dues of micro and small enterprises	9	-	-
-total outstanding dues other than micro and small enterprises		79.00	59.00
Other current liabilities	10	8,17,577.23	10,82,316.79
Total liabilities		8,17,656.23	10,82,375.79
Total Equity and Liabilities		8,00,406.28	10,66,383.56

Summary of significant accounting policies

The accompanying notes are an integral part of the financial statements.

As per our report of even date

For Rajeev & Ajay
Firm registration No.: 009977N
Chartered Accountants

Ajay Kumar Sachdeva
Partner
Membership No.: 084302

Place : New Delhi

Date :

26 MAY 2023

For and on behalf of the Board of Directors of
PUKHRAJ REALTORS PRIVATE LIMITED

Aekta Jain
Director
DIN-06776771

Vinod Balhara
Director
DIN-08129149

PUKHRAJ REALTORS PRIVATE LIMITED
STATEMENT OF PROFIT AND LOSS FOR THE YEAR ENDED 31 MARCH 2023
(Amount in rupees hundred, unless otherwise stated)

Particulars	Notes	31 March 2023		31 March 2022	
INCOME					
Revenue from operations					
Total Income	11	72,224.92	1,84,143.54	72,224.92	1,84,143.54
EXPENSES					
Cost of revenue					
Finance costs	12	73,367.43	1,98,876.56		
Other expenses	13	3.25	172.40		
Total Expenses	14	111.96	334.20	73,482.64	1,99,383.16
(Loss) before tax from continuing operations		(1,257.72)	(15,239.61)		
Tax expense:					
Current tax		-	-		
(Loss) for the year from continuing operations		(1,257.72)	(15,239.61)		
Other comprehensive income		-	-		
Total other comprehensive income/(loss) for the year, net of tax		-	-		
Total comprehensive income/(loss) for the year, net of tax		(1,257.72)	(15,239.61)		
Earnings per equity share:					
(1) Basic	15	(12.58)	(152.40)		
(2) Diluted		(12.58)	(152.40)		
Summary of significant accounting policies	3				

The accompanying notes are an integral part of the financial statements.

As per our report of even date

For Rajeev & Ajay
Firm registration No.: 009977N
Chartered Accountants

Ajay Kumar Sachdeva
Partner
Membership No.: 084302



For and on behalf of the Board of Directors of
PUKHRAJ REALTORS PRIVATE LIMITED

Aekta Jain
Director
DIN-06776771

Vinod Balhara
Director
DIN-08129149

Place : New Delhi
Date :

26 MAY 2023

PULSE ESTATES PRIVATE LIMITED
BALANCE SHEET AS AT 31 MARCH 2023
(Amount in rupees hundred, unless otherwise stated)

	Notes	As at	
		31 March 2023	31 March 2022
ASSETS			
Current assets			
Inventories	4	4,79,587.55	4,79,587.55
Financial assets			
Cash and cash equivalents	5	294.49	120.98
Other current assets	6	-	-
Total Assets		4,79,882.04	4,79,708.53
EQUITY AND LIABILITIES			
Equity			
Equity share capital	7	1,000.00	1,000.00
Other equity	8	(29,276.57)	(29,452.81)
Total equity		(28,276.57)	(28,452.81)
LIABILITIES			
Current liabilities			
Financial liabilities			
Trade payables	9	-	-
-total outstanding dues of micro and small enterprises		-	-
-total outstanding dues other than micro and small enterprises		77.50	370.76
Other current liabilities	10	5,08,081.11	5,07,790.58
Total liabilities		5,08,158.61	5,08,161.34
Total Equity and Liabilities		4,79,882.04	4,79,708.53

Summary of significant accounting policies

The accompanying notes are an integral part of the financial statements.

As per our report of even date

For Rajeev & Ajay
Firm registration No : 009977N
Chartered Accountants


Ajay Kumar Sachdev
Partner
Membership No : 084302

For and on behalf of the Board of Directors of
PULSE ESTATES PRIVATE LIMITED

Vivek Singh
Director
DIN- 03466774


Vispendra Singh Chaudhary
Director
DIN- 10174911

Place : New Delhi

Date : 26 MAY 2023

PULSE ESTATES PRIVATE LIMITED
STATEMENT OF PROFIT AND LOSS FOR THE YEAR ENDED 31 MARCH 2023
(Amount in rupees hundred, unless otherwise stated)

Particulars	Notes	31 March 2023	31 March 2022
INCOME			
Other Income	11	313.26	-
Total Income (I)		313.26	-
EXPENSES			
Finance costs	12	6.49	171.69
Other expenses	13	130.53	98.20
Total Expenses (II)		137.02	269.89
Profit/(Loss) before tax from continuing operations (I-II)		176.24	(269.89)
Tax expense:			
Current Tax		-	-
Profit/(Loss) for the year from continuing operations		176.24	(269.89)
Other Comprehensive Income			
		-	-
Total other comprehensive income for the year, net of tax		-	-
Total comprehensive income/(loss) for the year, net of tax		176.24	(269.89)
Earnings per equity share (computed on the basis of profit/(loss) for the year):	14		
(1) Basic		1.76	(2.70)
(2) Diluted		1.76	(2.70)
Summary of significant accounting policies	3		

The accompanying notes are an integral part of the financial statements.

As per our report of even date

For Rajeev & Ajay
Firm Registration No. 409977N
Chartered Accountants
NEW DELHI
Ajay Kumar
Partner
Membership No. : 084302



For and on behalf of the Board of Directors of
PULSE ESTATES PRIVATE LIMITED

Vivek Singh
Director
DIN- 03466774

Vispendra Singh Chaudhary
Director
DIN- 10174911

Place : New Delhi

Date :

26 MAY 2023

PUSHKAR PROJECTS PRIVATE LIMITED
BALANCE SHEET AS AT 31 MARCH 2023
(Amount in rupees hundred, unless otherwise stated)

Notes	As at 31 March 2023	As at 31 March 2022
ASSETS		
Current assets		
Financial assets		
Cash and cash equivalents	513.89	270.39
Total Assets	513.89	270.39
EQUITY AND LIABILITIES		
Equity		
Equity share capital	1,500.00	1,500.00
Other equity	(5,134.91)	(5,005.21)
Total equity	(3,634.91)	(3,505.21)
LIABILITIES		
Current liabilities		
Financial liabilities		
Trade payables	-	-
-total outstanding dues of micro and small enterprises	79.00	59.00
-total outstanding dues other than micro and small enterprises	4,069.80	3,716.61
Other current liabilities	4,148.80	3,775.61
Total liabilities	513.89	270.39

3

Summary of significant accounting policies

The accompanying notes are an integral part of the financial statements.

As per our report of even date

For **NAV RAY N & CO LLP**
Firm Registration No.: N500107
Chartered Accountants




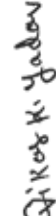
Nitish Mittal
Partner
Membership No.: 095021

Place : Gurugram
Date :

26 MAY 2023

For and on behalf of the Board of Directors of
PUSHKAR PROJECTS PRIVATE LIMITED


Rajkumar Sharma
Director
DIN-10136213


Vikas Kumar Yadav
Director
DIN- 09753074

PUSHKAR PROJECTS PRIVATE LIMITED
STATEMENT OF PROFIT AND LOSS FOR THE YEAR ENDED 31 MARCH 2023
 (Amount in rupees hundred, unless otherwise stated)

Particulars	Notes	
	31 March 2023	31 March 2022
INCOME		
Revenue from operations	-	-
Total Income		
EXPENSES		
Finance costs	6.50	6.49
Other expenses	123.20	103.20
Total Expenses	129.70	109.69
(Loss) before tax from continuing operations	(129.70)	(109.69)
Tax expense:		
Current tax	-	-
(Loss) for the year from continuing operations	(129.70)	(109.69)
Other comprehensive income	-	-
Total other comprehensive income/(loss) for the year, net of tax		
Total comprehensive income/(loss) for the year, net of tax	(129.70)	(109.69)
Earnings per equity share:		
(1) Basic	(0.86)	(0.73)
(2) Diluted	(0.86)	(0.73)
Summary of significant accounting policies		
3		

The accompanying notes are an integral part of the financial statements.

As per our report of even date

For NAVRATN & CO LLP
 Firm Registration No.: NS00107
 Chartered Accountants



Niraj Mittal
 Partner
 Membership No.: 09-3794

Place : Gurgaon
 Date : 26 MAY 2023

For and on behalf of the Board of Directors of
PUSHKAR PROJECTS PRIVATE LIMITED

Rajkumar Sharma
 Director
 DIN- 10134213

Vikas Kumar Yadav
 Director
 DIN- 09753074

Vikas Kumar Yadav

RAM BAN PROJECTS PRIVATE LIMITED
BALANCE SHEET AS AT 31 MARCH 2023
 (Amount in rupees hundred, unless otherwise stated)

Notes	As at	
	31 March 2023	31 March 2022
ASSETS		
Current assets		
Inventories		
Financial assets		
Cash and cash equivalents	58,10,040.09	58,08,633.89
Other current assets	501.37	214.61
Total Assets	58,10,541.46	58,08,848.50
EQUITY AND LIABILITIES		
Equity		
Equity share capital	1,000.00	1,000.00
Other equity	(8,418.26)	(8,295.94)
Total equity	(7,418.26)	(7,295.94)
LIABILITIES		
Current liabilities		
Financial liabilities		
Trade payables		
-total outstanding dues of micro and small enterprises	79.00	59.00
-total outstanding dues other than micro and small enterprises	58,17,880.72	58,16,085.44
Other current liabilities	58,17,959.72	58,16,144.44
Total liabilities	58,10,541.46	58,08,848.50
Total Equity and Liabilities	58,10,541.46	58,08,848.50
Summary of significant accounting policies		
3		

The accompanying notes are an integral part of the financial statements.

As per our report of even date.

For **NAVRAJN & CO LLP**
 Firm Registration No.: NS90107
 Chartered Accountants


Nidhi Mittal
 Partner
 Membership No.: 095131



Place : Gurugram
 Date : **26 MAY 2023**

For and on behalf of the Board of Directors of
RAM BAN PROJECTS PRIVATE LIMITED


Reeti Puja Khurta
 Director
 DIN-08595774


Praveen Kumar Madan
 Director
 DIN-08595762

RAM BAN PROJECTS PRIVATE LIMITED
STATEMENT OF PROFIT AND LOSS FOR THE YEAR ENDED 31 MARCH 2023
 (Amount in rupees hundred, unless otherwise stated)

Particulars	31 March 2023	31 March 2022
INCOME		
Revenue from operations	-	-
Total Income	-	-
EXPENSES		
Finance costs	3.25	6.49
Other expenses	119.08	103.20
Total Expenses	122.33	109.69
(Loss) before tax from continuing operations	(122.33)	(109.69)
Tax expense:		
Current tax	-	-
(Loss) for the year from continuing operations	(122.33)	(109.69)
Other comprehensive income	-	-
Total other comprehensive income for the year, net of tax	-	-
Total comprehensive (loss) for the year, net of tax	(122.33)	(109.69)
Earnings per equity share:		
(1) Basic	(1.22)	(1.10)
(2) Diluted	(1.22)	(1.10)
Summary of significant accounting policies	3	

The accompanying notes are an integral part of the financial statements.

As per our report of even date.

For N A V R A T N & CO LLP
 Firm Registration No.: N500107
 Chartered Accountants



Nishu Mittal
 Partner
 Membership No.: 096374

Place : Gurugram
 Date : 26 MAY 2023

For and on behalf of the Board of Directors of
RAM BAN PROJECTS PRIVATE LIMITED

Reeti Puja Khattar
 Director
 DIN-68595774

Prakash Kumar Modan
 Director
 DIN-68595762

ROLEX ESTATES PRIVATE LIMITED
BALANCE SHEET AS AT 31 MARCH 2023
(Amount in rupees hundred, unless otherwise stated)

	Notes	As at 31 March 2023	As at 31 March 2022
ASSETS			
Current assets			
Inventories	4	3,22,651.93	3,22,651.93
Financial assets			
Cash and cash equivalents	5	502.68	227.55
Total Assets		3,23,154.61	3,22,879.48
EQUITY AND LIABILITIES			
Equity			
Equity share capital	6	10,000.00	10,000.00
Other equity	7	(2,702.08)	(2,578.13)
Total equity		7,297.92	7,421.87
LIABILITIES			
Current liabilities			
Financial liabilities			
Trade payables	8	-	-
-total outstanding dues of micro and small enterprises			
-total outstanding dues other than micro and small enterprises		79.00	59.00
Other current liabilities	9	3,15,777.69	3,15,398.61
Total liabilities		3,15,856.69	3,15,457.61
Total Equity and Liabilities		3,23,154.61	3,22,879.48

Summary of significant accounting policies

3

The accompanying notes are an integral part of the financial statements.

As per our report of even date

For Rajeev & Ajay
Firm registration No: 909977N
Chartered Accountants

Ajay Kumar Sachdeva
Partner
Membership No. : 084302

Place : New Delhi

Date :

26 MAY 2023

For and on behalf of the Board of Directors of
ROLEX ESTATES PRIVATE LIMITED

Suman Jain
Director
DIN- 08385675

Arun Kumar
Director
DIN- 08657473

ROLEX ESTATES PRIVATE LIMITED
STATEMENT OF PROFIT AND LOSS FOR THE YEAR ENDED 31 MARCH 2023
(Amount in rupees hundred, unless otherwise stated)

Particulars	Notes	31 March 2023	31 March 2022
INCOME			
Revenue from operations		-	-
Total Income (I)		-	-
EXPENSES			
Finance costs	10	4.87	6.49
Other expenses	11	119.08	99.08
Total Expenses (II)		123.95	105.57
Profit/(Loss) before tax from continuing operations (I-II)		(123.95)	(105.57)
Tax expense:			
Current tax		-	-
Profit/(Loss) for the year from continuing operations		(123.95)	(105.57)
Other comprehensive income			
Total other comprehensive income/(loss) for the year, net of tax		-	-
Total comprehensive income/(loss) for the year, net of tax		(123.95)	(105.57)
Earnings per equity share:			
(1) Basic	12	(0.12)	(0.11)
(2) Diluted		(0.12)	(0.11)
Summary of significant accounting policies	3		

The accompanying notes are an integral part of the financial statements.

As per our report of even date

For Rajeev & Ajay
Firm registration No - 009977N
Chartered Accountants

Ajay Kumar Sachdeva
Partner
Membership No. : 084302

For and on behalf of the Board of Directors of
ROLEX ESTATES PRIVATE LIMITED

Suman Jain
Director
DIN- 08385675

Arun Kumar
Director
DIN- 08657473

Place : New Delhi

Date :

26 MAY 2023

ROSE GATE ESTATES PRIVATE LIMITED
BALANCE SHEET AS AT 31 MARCH 2023
(Amount in rupees hundred, unless otherwise stated)

	Notes	As at 31 March 2023	As at 31 March 2022
ASSETS			
Non-current assets			
Financial Assets			
Investments	4	3,000.00	3,000.00
		3,000.00	3,000.00
Current assets			
Inventories	5	41,98,017.78	43,45,120.24
Financial assets			
Cash and cash equivalents	6	284.88	205.75
Other bank balances	7	36,733.94	36,733.94
Other financial assets	8	91,687.16	91,687.16
Other current assets	9	21,008.90	21,008.90
Current tax assets (net)	10	16,205.77	15,616.83
		43,63,938.43	45,10,372.82
Total Assets		43,66,938.43	45,13,372.82
EQUITY AND LIABILITIES			
Equity			
Equity share capital	11	1,000.00	1,000.00
Other equity	12	21,756.66	21,080.03
Total equity		22,756.66	22,080.03
LIABILITIES			
Current liabilities			
Financial liabilities			
Trade payables	13		
-total outstanding dues of micro and small enterprises		4.63	-
-total outstanding dues other than micro and small enterprises		79.00	59.00
Other current liabilities	14	43,44,098.13	44,91,233.79
Total liabilities		43,44,181.76	44,91,292.79
Total Equity and Liabilities		43,66,938.42	45,13,372.82

Summary of significant accounting policies

3

The accompanying notes are an integral part of the financial statements.

As per our report of even date

For NAVRATN & CO LLP
Firm Reg. No.: N500107
Chartered Accountants


Nishu Mittal

Partner

Membership No.: 09537



Place : Gurugram

Date :

26 MAY 2023

For and on behalf of the Board of Directors of
ROSE GATE ESTATES PRIVATE LIMITED


Vivek Singh
Director
DIN-034667


Kalicharan Patro
Director
DIN-10049038

ROSE GATE ESTATES PRIVATE LIMITED
STATEMENT OF PROFIT AND LOSS FOR THE YEAR ENDED 31 MARCH 2023
(Amount in rupees hundred, unless otherwise stated)

Particulars	Notes	31 March 2023	31 March 2022
INCOME			
Revenue from operations	15	1,252.82	-
Other income	16	3,314.66	5,121.96
Total Income		4,567.48	5,121.96
EXPENSES			
Finance costs	17	112.11	6.49
Other expenses	18	3,429.62	111.44
Total Expenses		3,541.73	117.93
Profit before tax from continuing operations		1,025.75	5,004.03
Tax expense:			
Current tax		284.74	1,259.41
Adjustment of tax relating to earlier periods		64.37	-
Profit for the year from continuing operations		676.63	3,744.62
Other comprehensive income		-	-
Total other comprehensive income for the year, net of tax		-	-
Total comprehensive income for the year, net of tax		676.63	3,744.62
Earnings per equity share:			
(1) Basic	19	6.77	37.45
(2) Diluted		6.77	37.45

Summary of significant accounting policies

3

The accompanying notes are an integral part of the financial statements.

As per our report of even date

For N A V R A T N & CO LLP
Firm Reg. No.: N500107
Chartered Accountants


Nitish Mittal
Partner
Membership No.: 095371




Place : Gurugram
Date :

26 MAY 2023

For and on behalf of the Board of Directors of
ROSE GATE ESTATES PRIVATE LIMITED


Vivek Singh
Director
DIN-03466734


Kalicharan Patro
Director
DIN-10049038