

RUDRAKSHA REALTORS PRIVATE LIMITED
BALANCE SHEET AS AT 31 MARCH 2023
(Amount in rupees hundred, unless otherwise stated)

	Notes	As at 31 March 2023	As at 31 March 2022
ASSETS			
Current assets			
Inventories	4	42,22,487.01	43,64,402.51
Financial assets			
Cash and cash equivalents	5	250.94	283.63
Other financial assets	6	16,185.02	16,185.02
Other current assets	7	-	-
Current tax assets (net)	8	-	-
		<u>42,38,922.97</u>	<u>43,80,871.16</u>
Total assets		<u>42,38,922.97</u>	<u>43,80,871.16</u>
EQUITY AND LIABILITIES			
Equity			
Equity share capital	9	1,000.00	1,000.00
Other equity	10	(1,651.42)	(3,839.30)
Total equity		<u>(651.42)</u>	<u>(2,839.30)</u>
LIABILITIES			
Current liabilities			
Financial liabilities			
Trade payables	11	-	-
-total outstanding dues of micro and small enterprises		-	-
-total outstanding dues other than micro and small enterprises		79.00	186.20
Other current liabilities	12	42,38,919.73	43,83,524.26
Current tax liabilities (net)	13	575.66	-
Total liabilities		<u>42,39,574.39</u>	<u>43,83,710.46</u>
Total equity and liabilities		<u>42,38,922.97</u>	<u>43,80,871.16</u>

Summary of significant accounting policies 3

The accompanying notes are an integral part of the financial statements.

As per our report of even date

For **NAVRATA & CO LLP**
Firm Reg. No.: N500107
Chartered Accountants


Nitish Mittal

Partner

Membership No.: 095371



For and on behalf of the Board of Directors of
RUDRAKSHA REALTORS PRIVATE LIMITED



Narendra Vashisht
Director
DIN- 06713906



Kalicharan Patro
Director
DIN-10049038

Place : Gurugram

Date :

26 MAY 2023

RUDRAKSHA REALTORS PRIVATE LIMITED
STATEMENT OF PROFIT AND LOSS FOR THE YEAR ENDED 31 MARCH 2023
(Amount in rupees hundred, unless otherwise stated)

Particulars	Notes	31 March 2023	31 March 2022
INCOME			
Revenue from operations	14	3,732.77	535.71
Total Income		3,732.77	535.71
EXPENSES			
Finance costs	15	6.48	6.49
Other expenses	16	885.97	104.44
Total Expenses		892.45	110.93
Profit/ (Loss) before tax from continuing operations		2,840.32	424.78
Tax expense:			
Current tax		652.44	-
Profit/ (Loss) for the year from continuing operations		2,187.88	424.78
Other comprehensive income		-	-
Total other comprehensive income for the year, net of tax		-	-
Total comprehensive income/(loss) for the year, net of tax		2,187.88	424.78
Earnings per equity share:			
(1) Basic	17	21.88	4.25
(2) Diluted		21.88	4.25
Summary of significant accounting policies	3		

The accompanying notes are an integral part of the financial statements.

As per our report of even date

For **NAV R A T N & CO LLP**
Firm Reg. No.: N500107
Chartered Accountants


Nitish Mittal
Partner
Membership No.: 095871



Place : Gurugram
Date :

26 MAY 2023

For and on behalf of the Board of Directors of
RUDRAKSHA REALTORS PRIVATE LIMITED

Narendra Vashisht
Director
DIN- 06713906

Kalicharan Patro
Director
DIN-10049038

SACRED ESTATES PRIVATE LIMITED
BALANCE SHEET AS AT 31 MARCH 2023
(Amount in rupees hundred, unless otherwise stated)

ASSETS

Current assets

Financial assets

Cash and cash equivalents

Total Assets

EQUITY AND LIABILITIES

Equity

Equity share capital

Other equity

Total equity

LIABILITIES

Current liabilities

Financial liabilities

Trade payables

-total outstanding dues of micro and small enterprises

-total outstanding dues other than micro and small enterprises

Other current liabilities

Total liabilities

Total Equity and Liabilities

Summary of significant accounting policies

The accompanying notes are an integral part of the financial statements.

As per our report of *Chartered Accountants*

For Rajeev & Ajay

Firm registration No. : 009977N

Chartered Accountants

Ajay Kumar Singh
Partner
Membership No. : 084302



Notes	As at	
	31 March 2023	31 March 2022
4	252.81	259.30
	252.81	259.30
5	1,000.00	1,000.00
6	(4,166.33)	(4,044.76)
	(3,166.33)	(3,044.76)
7	-	-
8	79.00	59.00
	3,340.14	3,245.06
	3,419.14	3,304.06
	252.81	259.30

3

For and on behalf of the Board of Directors of
SACRED ESTATES PRIVATE LIMITED

Reeti Puja Khuttan
Reeti Puja Khuttan
Director
DIN-08595774

Bhupinder Rajaswant Singh
Bhupinder Rajaswant Singh
Director
DIN/0653332

Place : New Delhi
Date :

26 MAY 2023

SACRED ESTATES PRIVATE LIMITED
STATEMENT OF PROFIT AND LOSS FOR THE YEAR ENDED 31 MARCH 2023
(Amount in rupees hundred, unless otherwise stated)

Particulars	Notes	31 March 2023		31 March 2022	
INCOME					
Revenue from operations		-	-	-	-
Total Income		-	-	-	-
EXPENSES					
Finance costs	9	-	6.49	-	-
Other expenses	10	121.57	2,756.31	-	-
Total Expenses		121.57	2,762.80	-	-
Profit/(Loss) before tax from continuing operations		(121.57)	(2,762.80)	-	-
Tax expense:					
Current tax		-	-	-	-
Profit/(Loss) for the year from continuing operations		(121.57)	(2,762.80)	-	-
Other comprehensive income					
Total other comprehensive income/(loss) for the year, net of tax		-	-	-	-
Total comprehensive income/(loss) for the year, net of tax		(121.57)	(2,762.80)	-	-
Earnings per equity share:					
(1) Basic	11	(1.22)	(27.63)	-	-
(2) Diluted		(1.22)	(27.63)	-	-

Summary of significant accounting policies

3

The accompanying notes are an integral part of the financial statements.

As per our report of even date

For Rajeev & Ajay
Firm registration No. 1977N
Chartered Accountants



Ajay Kumar Sachdeva
Partner
Membership No. : 084302

For and on behalf of the Board of Directors of
SACRED ESTATES PRIVATE LIMITED

Reeti

Reeti Puja Khuttan
Director
DIN-08595774

Bhupinder

Bhupinder Kaffaswant Singh
Director
DIN- 06583432

Place : New Delhi
Date :

26 MAY 2023

SAMBHAVEE PROJECTS PRIVATE LIMITED
BALANCE SHEET AS AT 31 MARCH 2023
(Amount in rupees hundred, unless otherwise stated)

	Notes	As at 31 March 2023	As at 31 March 2022
ASSETS			
Current assets			
Inventories	4	15,12,988.35	15,12,988.35
Financial assets			
Cash and cash equivalents	5	500.95	237.44
Total Assets		15,13,489.30	15,13,225.79
EQUITY AND LIABILITIES			
Equity			
Equity share capital	6	10,000.00	10,000.00
Other equity	7	(4,175.67)	(4,054.21)
Total equity		5,824.33	5,945.79
LIABILITIES			
Current liabilities			
Financial liabilities			
Trade payables	8	-	-
-total outstanding dues of micro and small enterprises		-	-
-total outstanding dues other than micro and small enterprises		79.00	59.00
Other current liabilities	9	15,07,585.97	15,07,221.00
Total liabilities		15,07,664.97	15,07,280.00
Total Equity and Liabilities		15,13,489.30	15,13,225.79
Summary of significant accounting policies	3		

The accompanying notes are an integral part of the financial statements.

As per our report of even date

For **NAV R A T N & CO LLP**
Firm Reg. No.: N500107
Chartered Accountants


Nitish Mittal
Partner
Membership No.: 095371



Place : Gurugram

Date : **26 MAY 2023**

For and on behalf of the Board of Directors of
SAMBHAVEE PROJECTS PRIVATE LIMITED



Narendra Vashisht
Director
DIN-06713906



Reeti Puja Khuttan
Director
DIN-08595774

SAMBHAVEE PROJECTS PRIVATE LIMITED
STATEMENT OF PROFIT AND LOSS FOR THE YEAR ENDED 31 MARCH 2023
(Amount in rupees hundred, unless otherwise stated)

Particulars	Notes	31 March 2023	31 March 2022
INCOME			
Revenue from operations		-	-
Total Income		-	-
EXPENSES			
Finance costs	10	6.49	6.49
Other expenses	11	114.96	103.20
Total Expenses		121.45	109.69
(Loss) before tax from continuing operations		(121.45)	(109.69)
Tax expense:			
Current tax		-	-
(Loss) for the year from continuing operations		(121.45)	(109.69)
Other comprehensive income			
Total other comprehensive income for the year, net of tax		-	-
Total comprehensive income/(loss) for the year, net of tax		(121.45)	(109.69)
Earnings per equity share:			
(1) Basic	12	(0.12)	(0.11)
(2) Diluted		(0.12)	(0.11)
Summary of significant accounting policies	3		

The accompanying notes are an integral part of the financial statements.

As per our report of even date

For **NAV RATN & CO LLP**
Firm Reg. No.: N500107
Chartered Accountants


Nitish Mittal
Partner
Membership No.: 091371



For and on behalf of the Board of Directors of
SAMBHAVEE PROJECTS PRIVATE LIMITED


Narendra Vashisht
Director
DIN-06713906


Reeti Puja Khuttan
Director
DIN-08595774

Place : Gurugram
Date :

26 MAY 2023

SANDESH BUILDCON PRIVATE LIMITED
BALANCE SHEET AS AT 31 MARCH 2023
(Amount in rupees hundred, unless otherwise stated)

	Notes	As at	
		31 March 2023	31 March 2022
ASSETS			
Current assets			
Inventories	4	28,87,979.25	28,83,277.30
Financial assets			
Cash and cash equivalents	5	542.68	281.27
Other current assets	6	-	-
Current tax assets (net)	7	30,208.86	30,208.86
Total Assets		29,18,730.79	29,13,767.43
EQUITY AND LIABILITIES			
Equity			
Equity share capital	8	10,000.00	10,000.00
Other equity	9	(6,509.63)	(6,360.46)
Total equity		3,490.37	3,639.54
LIABILITIES			
Current liabilities			
Financial liabilities			
Trade payables	10	-	-
-total outstanding dues of micro and small enterprises			
-total outstanding dues other than micro and small enterprises		79.00	59.00
Other current liabilities	11	29,15,161.42	29,10,068.89
Total liabilities		29,15,240.42	29,10,127.89
Total Equity and Liabilities		29,18,730.79	29,13,767.43

Summary of significant accounting policies

3

The accompanying notes are an integral part of the financial statements.

As per our report of even date

For **NAVRATN & CO LLP**
Firm Reg. No.: N500107
Chartered Accountants

Nilish Mittal
Nilish Mittal
Partner
Membership No.: 095371



Place : Gurugram

Date :
26 MAY 2023

For and on behalf of the Board of Directors of
SANDESH BUILDCON PRIVATE LIMITED

Manoj Kumar Singh
Manoj Kumar Singh
Director
DIN-08858738

Manoj Lamba
Manoj Lamba
Director
DIN-09718405

SANDESH BUILDCON PRIVATE LIMITED
STATEMENT OF PROFIT AND LOSS FOR THE YEAR ENDED 31 MARCH 2023
(Amount in rupees hundred, unless otherwise stated)

Particulars	Notes	31 March 2023	31 March 2022
INCOME			
Revenue from operations		-	-
Total Income		-	-
EXPENSES			
Finance costs	12	6.49	6.49
Other expenses	13	142.68	107.32
Total Expenses		149.17	113.81
(Loss) before tax from continuing operations		(149.17)	(113.81)
Tax expense:			
Current tax		-	-
(Loss) for the year from continuing operations		(149.17)	(113.81)
Other comprehensive income		-	-
Total other comprehensive income/(loss) for the year, net of tax		-	-
Total comprehensive (loss) for the year, net of tax		(149.17)	(113.81)
Earnings per equity share:			
(1) Basic	14	(0.15)	(0.11)
(2) Diluted		(0.15)	(0.11)

Summary of significant accounting policies

3

The accompanying notes are an integral part of the financial statements.

As per our report of even date

For **NAVRATN & CO LLP**
Firm Reg. No.: N500107
Chartered Accountants

Nitish Mittal
Partner
Membership No.: 095371



For and on behalf of the Board of Directors of
SANDESH BUILDCON PRIVATE LIMITED

Manoj Kumar Singh
Director
DIN-08858738

Manoj Lamba
Director
DIN-09718405

Place : Gurugram
Date :

26 MAY 2023

SANKALP BUILDTECH PRIVATE LIMITED
BALANCE SHEET AS AT 31 MARCH 2023
 (Amount in rupees hundred, unless otherwise stated)

	Notes	31 March 2023	31 March 2022
ASSETS			
Current assets			
Inventories			
Financial assets	4	1,76,013.13	1,76,013.13
Cash and cash equivalents			
Total assets	5	<u>276.47</u>	<u>265.58</u>
		1,76,289.60	1,76,278.71
EQUITY AND LIABILITIES			
Equity			
Equity share capital	6	1,000.00	1,000.00
Other equity	7	(1,946.34)	(1,821.63)
Total equity		<u>(946.34)</u>	<u>(821.63)</u>
LIABILITIES			
Current liabilities			
Financial liabilities			
Trade payables			
-total outstanding dues of micro and small enterprises	8	-	-
-total outstanding dues other than micro and small enterprises			
Other current liabilities	9	79.00	59.00
Total liabilities		<u>1,77,156.94</u>	<u>1,77,041.34</u>
		1,77,235.94	1,77,100.34
Total equity and liabilities		<u>1,76,289.60</u>	<u>1,76,278.71</u>
Summary of significant accounting policies	3		

The accompanying notes are an integral part of the financial statements.

As per our report of even date

For Sanjay Rastogi & Associates
 Firm registration No : 014056N
 Chartered Accountants



CA Sanjay Rastogi
 Proprietor

Membership No. : 075033

UDIN No. : 23075033BGQFXD5646

Place : New Delhi

Date :

26 MAY 2023



For and on behalf of the Board of Directors of
 SANKALP BUILDTECH PRIVATE LIMITED



Narendra Vashisht
 Director
 DIN-06713906

Reeti Puja Khuttan
 Director
 DIN-08595774

SANKALP BUILDTECH PRIVATE LIMITED
STATEMENT OF PROFIT AND LOSS FOR THE YEAR ENDED 31 MARCH 2023
(Amount in rupees hundred, unless otherwise stated)

Particulars	Notes	31 March 2023	31 March 2022
INCOME			
Revenue from operations		-	-
Total Income		-	-
EXPENSES			
Finance costs	10	6.51	6.49
Other expenses	11	118.20	98.20
Total Expenses		124.71	104.69
(Loss) before tax from continuing operations		(124.71)	(104.69)
Tax expense:			
Current tax		-	-
(Loss) for the year from continuing operations		(124.71)	(104.69)
Other comprehensive income		-	-
Total other comprehensive income for the year, net of tax		-	-
Total comprehensive income/(loss) for the year, net of tax		(124.71)	(104.69)
Earnings per equity share:	12		
Basic (Rs.)		(1.25)	(1.05)
Diluted (Rs.)		(1.25)	(1.05)
Summary of significant accounting policies	3		

The accompanying notes are an integral part of the financial statements.

As per our report of even date

For Sanjay Rastogi & Associates
Firm registration No : 014056N
Chartered Accountants



CA Sanjay Rastogi
Proprietor
Membership No. : 075033

UDIN No.: 23075033B67QFXD5646

Place : New Delhi

Date : 26 MAY 2023



For and on behalf of the Board of Directors of
SANKALP BUILDTECH PRIVATE LIMITED



Narendra Vashisht
Director
DIN-06713906



Reeti Puja Khuttan
Director
DIN-08595774

SANKALP PROMOTERS PRIVATE LIMITED
BALANCE SHEET AS AT 31 MARCH 2023
(Amount in rupees hundred, unless otherwise stated)

	Notes	As at 31 March 2023	As at 31 March 2022
ASSETS			
Non-current assets			
Financial Assets			
Investments	4	1,000.00	1,000.00
Current assets			
Inventories	5	41,192.17	4,44,739.29
Financial assets			
Cash and cash equivalents	6	506.04	132.54
Other current assets	7	581.17	581.17
Current tax assets (net)	8	40.34	40.34
		42,319.72	4,45,493.34
Total assets		43,319.72	4,46,493.34
EQUITY AND LIABILITIES			
Equity			
Equity share capital	9	1,000.00	1,000.00
Other equity	10	(18,094.42)	(21,443.39)
Total equity		(17,094.42)	(20,443.39)
LIABILITIES			
Current liabilities			
Financial liabilities			
Trade payables	11	-	-
-total outstanding dues of micro and small enterprises		83.16	63.16
-total outstanding dues other than micro and small enterprises			
Other current liabilities	12	60,330.98	4,66,873.57
Total liabilities		60,414.14	4,66,936.73
Total equity and liabilities		43,319.72	4,46,493.34

Summary of significant accounting policies

3

The accompanying notes are an integral part of the financial statements.

As per our report of even date

For **NAV RATN & CO LLP**
Firm Reg. No.: N500107
Chartered Accountants


Nitish Mittal
Partner
Membership No.: 095371



Place : Gurugram
Date :

26 MAY 2023

For and on behalf of the Board of Directors of
SANKALP PROMOTERS PRIVATE LIMITED


Rahul
Director
DIN-09331369


Vinod Balhara
Director
DIN-08129149

SANKALP PROMOTERS PRIVATE LIMITED
STATEMENT OF PROFIT AND LOSS FOR THE YEAR ENDED 31 MARCH 2023
(Amount in rupees hundred, unless otherwise stated)

Particulars	Notes	31 March 2023	31 March 2022
INCOME			
Revenue from operations	13	3,474.55	-
Total Income		3,474.55	-
EXPENSES			
Finance costs	14	6.50	8.99
Other expenses	15	119.08	107.32
Total Expenses		125.58	116.31
Profit/ (Loss) before tax from continuing operations		3,348.97	(116.31)
Tax expense:			
Current tax		-	-
Profit/ (Loss) for the year from continuing operations		3,348.97	(116.31)
Other comprehensive income			
Total other comprehensive income/(loss) for the year, net of tax		-	-
Total comprehensive income/(loss) for the year, net of tax		3,348.97	(116.31)
Earnings per equity share:			
(1) Basic	16	33.49	(1.16)
(2) Diluted		33.49	(1.16)
Summary of significant accounting policies	3		

The accompanying notes are an integral part of the financial statements.

As per our report of even date

For N A V R A T N & CO LLP
Firm Reg. No.: N500107
Chartered Accountants

Nitish Mittal
Partner
Membership No.: 095371



Place : Gurugram
Date :

26 MAY 2023

For and on behalf of the Board of Directors of
SANKALP PROMOTERS PRIVATE LIMITED


Rahul
Director
DIN-09331369


Vinod Balhara
Director
DIN-08129149

SANSKAR BUILDCON PRIVATE LIMITED
BALANCE SHEET AS AT 31 MARCH 2023
(Amount in rupees hundred, unless otherwise stated)

	Notes	As at 31 March 2023	As at 31 March 2022
ASSETS			
Current assets			
Financial assets			
Cash and cash equivalents	4	478.81	228.81
Other current assets	5	18,909.32	19,234.80
Current tax assets (net)	6	1,962.70	1,962.70
Total Assets		21,350.83	21,426.31
EQUITY AND LIABILITIES			
Equity			
Equity share capital	7	1,000.00	1,000.00
Other equity	8	20,291.83	20,367.31
Total equity		21,291.83	21,367.31
LIABILITIES			
Current liabilities			
Financial liabilities			
Trade payables	9	-	-
-total outstanding dues of micro and small enterprises		59.00	59.00
-total outstanding dues other than micro and small enterprises		59.00	59.00
Total liabilities		59.00	59.00
Total Equity and Liabilities		21,350.83	21,426.31

Summary of significant accounting policies

3

The accompanying notes are an integral part of the financial statements.

As per our report of even date

For NAVRATN & CO LLP
Firm Reg. No.: N500107
Chartered Accountants


Nishish Mittal
Partner
Membership No.: 095371



Place : Gurugram
Date :

26 MAY 2023

For and on behalf of the Board of Directors of
SANSKAR BUILDCON PRIVATE LIMITED


Arif Mohamad
Director
DIN-07119219


Manoj Kumar Singh
Director
DIN-08858738

SANSKAR BUILDCON PRIVATE LIMITED
STATEMENT OF PROFIT AND LOSS FOR THE YEAR ENDED 31 March 2023
(Amount in rupees hundred, unless otherwise stated)

Particulars	Notes	31 March 2023	31 March 2022
INCOME			
Revenue from operations		-	-
Total Income		-	-
EXPENSES			
Finance costs	10	-	6.49
Other expenses	11	75.48	79.60
Total Expenses		75.48	86.09
(Loss) before tax from continuing operations		(75.48)	(86.09)
Tax expense:			
Current tax		-	-
(Loss) for the year from continuing operations		(75.48)	(86.09)
Other comprehensive income			
Total other comprehensive income/(loss) for the year, net of tax		-	-
Total comprehensive income/(loss) for the year, net of tax		(75.48)	(86.09)
Earnings per equity share:			
(1) Basic	12	(0.75)	(0.86)
(2) Diluted		(0.75)	(0.86)

Summary of significant accounting policies

3

The accompanying notes are an integral part of the financial statements.

As per our report of even date

For **NAV R A T N & CO LLP**
Firm Reg. No.: N500107
Chartered Accountants
Nilish Mittal
Partner
Membership No.: 09531



Place : Gurugram
Date :

26 MAY 2023

For and on behalf of the Board of Directors of
SANSKAR BUILDCON PRIVATE LIMITED

Arif Mohamad
Director
DIN-07119219

Mangal Kumar Singh
Director
DIN-08858738

SANSKAR BUILDWELL PRIVATE LIMITED
BALANCE SHEET AS AT 31 MARCH 2023
(Amount in rupees hundred, unless otherwise stated)

	Notes	As at	As at
		31 March 2023	31 March 2022
ASSETS			
Current assets			
Financial assets			
Cash and cash equivalents	4	243.64	250.14
Other current assets	5	-	-
Current tax assets (net)	6	-	-
Total Assets		243.64	250.14
EQUITY AND LIABILITIES			
Equity			
Equity share capital	7	1,000.00	1,000.00
Other equity	8	(7,102.24)	(6,980.66)
Total equity		(6,102.24)	(5,980.66)
LIABILITIES			
Current liabilities			
Financial liabilities			
Trade payables	9	-	-
-total outstanding dues of micro and small enterprises		-	-
-total outstanding dues other than micro and small enterprises		79.00	59.00
Other current liabilities	10	6,266.88	6,171.80
Total liabilities		6,345.88	6,230.80
Total Equity and Liabilities		243.64	250.14

Summary of significant accounting policies

3

The accompanying notes are an integral part of the financial statements.

As per our report of even date

For **NAV RATN & CO LLP**
Firm registration No.: N500107
Chartered Accountants

For and on behalf of the Board of Directors of
SANSKAR BUILDWELL PRIVATE LIMITED



Nitish Mittal
Partner
Membership No.: 095371





Ramesh Khulbe
Director
DIN- 07109071



Vispendra Singh Chaudhary
Director
DIN- 10174911

Place : Gurugram
Date : 26-May-23

SANSKAR BUILDWELL PRIVATE LIMITED
STATEMENT OF PROFIT AND LOSS FOR THE YEAR ENDED 31 MARCH 2023
(Amount in rupees hundred, unless otherwise stated)

Particulars	Notes	31 March 2023	31 March 2022
INCOME			
Revenue from operations		-	-
Total Income		-	-
EXPENSES			
Finance costs	11	6.50	9.44
Other expenses	12	115.08	2,759.44
Total Expenses		121.58	2,768.88
(Loss) before tax from continuing operations		(121.58)	(2,768.88)
Tax expense:			
Current tax		-	-
(Loss) for the year from continuing operations		(121.58)	(2,768.88)
Other comprehensive income		-	-
Total other comprehensive income/(loss) for the year, net of tax		-	-
Total comprehensive income/(loss) for the year, net of tax		(121.58)	(2,768.88)
Earnings per equity share:			
(1) Basic	13	(1.22)	(27.69)
(2) Diluted		(1.22)	(27.69)

Summary of significant accounting policies 3

The accompanying notes are an integral part of the financial statements.

As per our report of even date

For **NAV RATN & CO LLP**
Firm registration No.: N500107
Chartered Accountants


Nish Mittal
Partner
Membership No.: 09537



Place : Gurugram
Date : 26-May-23

For and on behalf of the Board of Directors of
SANSKAR BUILDWELL PRIVATE LIMITED


Ramesh Khulbe
Director
DIN- 07109071


Vispendra Singh Chaudhary
Director
DIN- 10174911

SANYUKTA PROMOTORS PRIVATE LIMITED
BALANCE SHEET AS AT 31 MARCH 2023
(Amount in rupees hundred, unless otherwise stated)

	Notes	As at 31 March 2023	As at 31 March 2022
ASSETS			
Current assets			
Financial assets			
Cash and cash equivalents	4	229.59	234.45
Other current assets	5	6,846.30	6,921.79
		<u>7,075.89</u>	<u>7,156.24</u>
Total Assets		<u>7,075.89</u>	<u>7,156.24</u>
EQUITY AND LIABILITIES			
Equity			
Equity share capital	6	10,000.00	10,000.00
Other equity	7	(2,983.11)	(2,902.76)
Total equity		<u>7,016.89</u>	<u>7,097.24</u>
LIABILITIES			
Current liabilities			
Financial liabilities			
Trade payables	8	-	-
-total outstanding dues of micro and small enterprises		59.00	59.00
-total outstanding dues other than micro and small enterprises		59.00	59.00
Total liabilities		<u>59.00</u>	<u>59.00</u>
Total Equity and Liabilities		<u>7,075.89</u>	<u>7,156.24</u>

Summary of significant accounting policies

3

The accompanying notes are an integral part of the financial statements.

As per our report of even date

For Rajeev & Ajay
Firm registered with the Ministry of Corporate Affairs, New Delhi, India, under the number 009977N
Chartered Accountants

Ajay Kumar Sachdev
Partner
Membership No. 1084302



For and on behalf of the Board of Directors of
SANYUKTA PROMOTORS PRIVATE LIMITED

Manoj Kumar Singh
Director
DIN-08858738

Arif Mohamad
Director
DIN-07119219

Place : New Delhi

Date :
26 MAY 2023

SANYUKTA PROMOTORS PRIVATE LIMITED
STATEMENT OF PROFIT AND LOSS FOR THE YEAR ENDED 31 MARCH 2023
 (Amount in rupees hundred, unless otherwise stated)

Particulars	Notes	31 March 2023	31 March 2022
INCOME			
Revenue from operations		-	-
Total Income (I)		-	-
EXPENSES			
Finance costs	9	4.87	4.87
Other expenses	10	75.48	75.48
Total Expenses (II)		80.35	80.35
Profit/(Loss) before tax from continuing operations (I-II)		(80.35)	(80.35)
Tax expense:			
Current tax		-	-
Profit/(Loss) for the year from continuing operations		(80.35)	(80.35)
Other comprehensive income			
Total other comprehensive income for the year, net of tax		-	-
Total comprehensive (loss) for the year, net of tax		(80.35)	(80.35)
Earnings per equity share:			
(1) Basic	11	(0.08)	(0.08)
(2) Diluted		(0.08)	(0.08)
Summary of significant accounting policies	3		

The accompanying notes are an integral part of the financial statements.

As per our report of even date

For Rajeev & Ajay
 Firm registration No : 009977N
 Chartered Accountants


 Ajay Kumar Sachdeva
 Partner
 Membership No. : 054803

For and on behalf of the Board of Directors of
SANYUKTA PROMOTORS PRIVATE LIMITED


 Manoj Kumar Singh
 Director
 DIN-08858738


 Arif Mohamad
 Director
 DIN-07119219

Place : New Delhi
 Date :

26 MAY 2023

SARVODAYA BUILDCON PRIVATE LIMITED
BALANCE SHEET AS AT 31 MARCH 2023
(Amount in rupees hundred, unless otherwise stated)

	Notes	As at 31 March 2023	As at 31 March 2022
ASSETS			
Current assets			
Inventories	4	1,04,084.53	4,76,543.71
Financial assets			
Cash and cash equivalents	5	532.45	402.49
Other financial assets	6	80,971.25	80,971.25
Other current assets	7	-	-
Current tax assets (net)	8	-	-
		1,85,588.23	5,57,917.45
Total Assets		1,85,588.23	5,57,917.45
EQUITY AND LIABILITIES			
Equity			
Equity share capital	9	1,000.00	1,000.00
Other equity	10	55,942.89	55,212.54
Total equity		56,942.89	56,212.54
LIABILITIES			
Current liabilities			
Financial liabilities			
Trade payables	11	-	-
-total outstanding dues of micro and small enterprises		-	-
-total outstanding dues other than micro and small enterprises		509.00	3,762.55
Other current liabilities	12	1,28,136.33	4,97,942.36
Total liabilities		1,28,645.33	5,01,704.91
Total Equity and Liabilities		1,85,588.23	5,57,917.45

Summary of significant accounting policies

3

The accompanying notes are an integral part of the financial statements.

As per our report of even date

For **NAV RATN & CO LLP**
Firm registration No.: N500107
Chartered Accountants


Nitish Mittal
Partner
Membership No.: 095371



For and on behalf of the Board of Directors of
SARVODAYA BUILDCON PRIVATE LIMITED


Vinod Balhara
Director
DIN-08129149


Mukesh Kumar
Director
DIN-09635330

Place : Gurugram

Date :

26 MAY 2023

SARVODAYA BUILDCON PRIVATE LIMITED
STATEMENT OF PROFIT AND LOSS FOR THE YEAR ENDED 31 MARCH 2023
(Amount in rupees hundred, unless otherwise stated)

Particulars	Notes	31 March 2023	31 March 2022
INCOME			
Revenue from operations	13	1,371.56	190.28
Total Income		1,371.56	190.28
EXPENSES			
Finance costs	14	6.49	6.49
Other expenses	15	634.72	541.44
Total Expenses		641.21	547.93
Profit/(Loss) before tax from continuing operations		730.35	(357.65)
Tax expense:			
Current tax		-	-
Profit/(Loss) for the year from continuing operations		730.35	(357.65)
Other comprehensive income			
Total other comprehensive income/(loss) for the year, net of tax		-	-
Total comprehensive income/(loss) for the year, net of tax		730.35	(357.65)
Earnings per equity share:			
(1) Basic	16	7.30	(3.58)
(2) Diluted		7.30	(3.58)
Summary of significant accounting policies	3		

The accompanying notes are an integral part of the financial statements.

As per our report of even date

For **NAVRATN & CO LLP**
Firm registration No.: NS00107
Chartered Accountants


Nitish Mittal
Partner
Membership No.: 095378



Place : Gurugram

Date : 26 MAY 2023

For and on behalf of the Board of Directors of
SARVODAYA BUILDCON PRIVATE LIMITED


Vinod Balhara
Director
DIN-08129149


Mukesh Kumar
Director
DIN-09635330

SARVPRIYA REALTORS PRIVATE LIMITED
BALANCE SHEET AS AT 31 MARCH 2023
(Amount in rupees hundred, unless otherwise stated)

	Notes	As at 31 March 2023	As at 31 March 2022
ASSETS			
Current assets			
Inventories	4	10,74,858.16	10,64,102.64
Financial assets			
Cash and cash equivalents	5	253.57	204.43
Other current assets	6	-	-
Total Assets		10,75,111.73	10,64,307.07
EQUITY AND LIABILITIES			
Equity			
Equity share capital	7	1,000.00	1,000.00
Other equity	8	(6,76,006.13)	(6,75,884.56)
Total equity		(6,75,006.13)	(6,74,884.56)
LIABILITIES			
Current liabilities			
Financial liabilities			
Trade payables	9	-	-
-total outstanding dues of micro and small enterprises		-	-
-total outstanding dues other than micro and small enterprises		138.00	118.00
Other current liabilities	10	17,49,979.86	17,39,073.63
Current tax liabilities (net)	11	-	-
Total liabilities		17,50,117.86	17,39,191.63
Total Equity and Liabilities		10,75,111.73	10,64,307.07

Summary of significant accounting policies

3

The accompanying notes are an integral part of the financial statements.

As per our report of even date

For **NAVRATN & CO LLP**
Firm Reg. No.: N500107
Chartered Accountants


Nitish Mittal
Partner
Membership No.: 09537



Place : Gurugram
Date :

26 MAY 2023

For and on behalf of the Board of Directors of
SARVPRIYA REALTORS PRIVATE LIMITED


Jahangir Ashraf
Director
DIN-08587748


Ramesh Chandra Khulbe
Director
DIN-07109071

SARVPRIYA REALTORS PRIVATE LIMITED
STATEMENT OF PROFIT AND LOSS FOR THE YEAR ENDED 31 MARCH 2023
(Amount in rupees hundred, unless otherwise stated)

Particulars	Notes	31 March 2023	31 March 2022
INCOME			
Revenue from operations		-	-
Total Income		-	-
EXPENSES			
Finance costs	12	6.49	6.49
Other expenses	13	115.08	101.32
Total Expense		121.57	107.81
(Loss) before tax from continuing operations		(121.57)	(107.81)
Tax expense:			
Current tax		-	-
(Loss) for the year from continuing operations		(121.57)	(107.81)
Other comprehensive income		-	-
Total other comprehensive income/(loss) for the year, net of tax		-	-
Total comprehensive income/(loss) for the year, net of tax		(121.57)	(107.81)
Earnings per equity share:			
(1) Basic	14	(1.22)	(1.08)
(2) Diluted		(1.22)	(1.08)

Summary of significant accounting policies

3

The accompanying notes are an integral part of the financial statements.

As per our report of even date

For **NAV RATN & CO LLP**
Firm Reg. No.: N500107
Chartered Accountants


Nitish Mittal
Partner
Membership No.: 09537



Place : Gurugram
Date :

26 MAY 2023

For and on behalf of the Board of Directors of
SARVPRIYA REALTORS PRIVATE LIMITED


Jahangir Ashraf
Director
DIN-08587748


Ramesh Chandra Khulbe
Director
DIN-07109071

SERIEL BUILD TECH PRIVATE LIMITED
BALANCE SHEET AS AT 31 MARCH 2023
(Amount in rupees hundred, unless otherwise stated)

	Notes	As at 31 March 2023	As at 31 March 2022
ASSETS			
Non-current assets			
Financial assets			
Investments	4	1,000.00	1,000.00
		1,000.00	1,000.00
Current assets			
Inventories	5	1,27,101.95	2,89,234.82
Financial assets			
Cash and cash equivalents	6	284.58	-
Other financial assets	7	6,950.01	6,950.01
Other current assets	8	-	-
Current tax assets (net)	9	2,195.57	2,195.57
		1,36,532.11	2,98,380.40
Total Assets		1,37,532.11	2,99,380.40
EQUITY AND LIABILITIES			
Equity			
Equity share capital	10	1,000.00	1,000.00
Other equity	11	(5,735.35)	(5,611.87)
Total equity		(4,735.35)	(4,611.87)
LIABILITIES			
Non-current liabilities			
Financial liabilities			
Current liabilities			
Financial liabilities			
Trade payables	12	-	-
-total outstanding dues of micro and small enterprises		79.00	59.00
-total outstanding dues other than micro and small enterprises		-	-
Other current liabilities	13	1,42,188.46	3,03,933.27
Total liabilities		1,42,267.46	3,03,992.27
Total Equity and Liabilities		1,37,532.11	2,99,380.40

Summary of significant accounting policies

3

The accompanying notes are an integral part of the financial statements.

As per our report of even date

For **NAVRATN & CO LLP**
Firm Reg. No.: N500107
Chartered Accountants



Nitish Mittal
Partner
Membership No.: 095371



For and on behalf of the Board of Directors of
SERIEL BUILD TECH PRIVATE LIMITED


Arif Mohamad
Director
DIN- 07119219


Manoj Kumar Singh
Director
DIN- 08858738

Place : Gurugram
Date :

26 MAY 2023

SERIEL BUILD TECH PRIVATE LIMITED
STATEMENT OF PROFIT AND LOSS FOR THE YEAR ENDED 31 MARCH 2023
(Amount in rupees hundred, unless otherwise stated)

Particulars	Notes	31 March 2023	31 March 2022
INCOME			
Revenue from operations	14	426.58	-
Total Income		426.58	-
EXPENSES			
Finance costs	15	8.26	6.49
Other expenses	16	541.80	104.44
Total Expenses		550.06	110.93
(Loss) before tax from continuing operations		(123.48)	(110.93)
Tax expense:			
Current tax		-	-
(Loss) for the year from continuing operations		(123.48)	(110.93)
Other comprehensive income		-	-
Total other comprehensive income/(loss) for the year, net of tax		-	-
Total comprehensive income/(loss) for the year, net of tax		(123.48)	(110.93)
Earnings per equity share:			
(1) Basic	17	(1.23)	(1.11)
(2) Diluted		(1.23)	(1.11)
Summary of significant accounting policies	3		

The accompanying notes are an integral part of the financial statements.

As per our report of even date

For **NAVRATN & CO LLP**
Firm Reg. No.: N500107
Chartered Accountants


Nitish Mittal
Partner
Membership No.: 095371



Place : Gurugram
Date :

26 MAY 2023

For and on behalf of the Board of Directors of
SERIEL BUILD TECH PRIVATE LIMITED


Arif Mohamad
Director
DIN- 07119219


Manoj Kumar Singh
Director
DIN- 08858738

SEWAK DEVELOPERS PRIVATE LIMITED
BALANCE SHEET AS AT 31 MARCH 2023
(Amount in rupees hundred, unless otherwise stated)

	Notes	As at 31 March 2023	As at 31 March 2022
ASSETS			
Non-current assets			
Financial assets			
Investments	4	3,000.00	3,000.00
		<u>3,000.00</u>	<u>3,000.00</u>
Current assets			
Inventories	5	47,03,592.63	81,51,951.11
Financial assets			
Cash and cash equivalents	6	514.44	440.93
Other financial assets	7	2,45,634.84	2,45,634.84
Other current assets	8	3,997.12	3,997.12
Current tax assets (net)	9	7,488.25	7,195.44
		<u>49,61,227.28</u>	<u>84,09,219.44</u>
Total Assets		<u>49,64,227.28</u>	<u>84,12,219.44</u>
EQUITY AND LIABILITIES			
Equity			
Equity share capital	10	1,000.00	1,000.00
Other equity	11	(9,697.90)	(10,664.41)
Total equity		<u>(8,697.90)</u>	<u>(9,664.41)</u>
LIABILITIES			
Current liabilities			
Financial liabilities			
Trade payables	12	-	-
-total outstanding dues of micro and small enterprises		79.00	400.14
-total outstanding dues other than micro and small enterprises			
Other current liabilities	13	49,72,846.18	84,21,483.72
Total liabilities		<u>49,72,925.18</u>	<u>84,21,883.86</u>
Total Equity and Liabilities		<u>49,64,227.28</u>	<u>84,12,219.44</u>

Summary of significant accounting policies

3

The accompanying notes are an integral part of the financial statements.

As per our report of even date

For NAVRATN & CO LLP
Firm Reg. No.: N500107
Chartered Accountants

Nish Mittal
Partner
Membership No.: 095371



Place : Gurugram
Date :

26 MAY 2023

For and on behalf of the Board of Directors of
SEWAK DEVELOPERS PRIVATE LIMITED

Arif Mohamad
Director
DIN-07119219

Tanuj kumar Shorya
Director
DIN-09793807

SEWAK DEVELOPERS PRIVATE LIMITED
STATEMENT OF PROFIT AND LOSS FOR THE YEAR ENDED 31 MARCH 2023
(Amount in rupees hundred, unless otherwise stated)

Particulars	Notes	31 March 2023	31 March 2022
INCOME			
Revenue from operations	14	1,118.75	191.49
Total Income (I)		1,118.75	191.49
EXPENSES			
Finance costs	15	6.49	6.49
Other expenses	16	138.56	111.44
Total Expenses (II)		145.05	117.93
Profit/(Loss) before tax from continuing operations (I-II)		973.70	73.56
Tax expense:			
Current tax		7.19	-
Profit/(Loss) for the year from continuing operations		966.51	73.56
Other comprehensive income		-	-
Total other comprehensive income for the year, net of tax		-	-
Total comprehensive income/(loss) for the year, net of tax		966.51	73.56
Earnings per equity share:	17		
(1) Basic		9.67	0.74
(2) Diluted		9.67	0.74

Summary of significant accounting policies 3

The accompanying notes are an integral part of the financial statements.

As per our report of even date

For **NAV RATN & CO LLP**
Firm Reg. No.: N500107
Chartered Accountants


Nishu Mittal
Partner
Membership No.: 095371



Place : Gurugram
Date :

26 MAY 2023

For and on behalf of the Board of Directors of
SEWAK DEVELOPERS PRIVATE LIMITED


Arif Mohamad
Director
DIN-07/19219


Tanuj Kumar Shorya
Director
DIN-09793807

SHARYANS BUILDCON PRIVATE LIMITED
BALANCE SHEET AS AT 31 MARCH 2023
(Amount in rupees hundred, unless otherwise stated)

	Notes	As at 31 March 2023	As at 31 March 2022
ASSETS			
Current assets			
Inventories	4	40,97,744.62	40,89,155.63
Financial assets			
Cash and cash equivalents	5	284.87	275.94
Other financial asset	6	86.69	86.69
Other current assets	7	-	-
Current tax assets (net)	8	86.69	86.69
		40,98,202.87	40,89,604.95
Total Assets		40,98,202.87	40,89,604.95
EQUITY AND LIABILITIES			
Equity			
Equity share capital	9	10,000.00	10,000.00
Other equity	10	(2,03,460.19)	(2,03,312.64)
Total equity		(1,93,460.19)	(1,93,312.64)
LIABILITIES			
Current liabilities			
Financial liabilities			
Trade payables			
-total outstanding dues of micro and small enterprises	11	-	-
-total outstanding dues other than micro and small enterprises		79.00	59.00
Other current liabilities	12	42,91,584.06	42,82,858.59
Total liabilities		42,91,663.06	42,82,917.59
Total Equity and Liabilities		40,98,202.87	40,89,604.95

Summary of significant accounting policies

3

The accompanying notes are an integral part of the financial statements.

As per our report of even date

For **NAV RATN & CO LLP**
Firm Reg. No.: N500107
Chartered Accountants


Nitish Mittal
Partner
Membership No.: 095371



Place : Gurugram
Date :

26 MAY 2023

For and on behalf of the Board of Directors of
SHARYANS BUILDCON PRIVATE LIMITED


Arif Mohamad
Director
DIN-07119219


Manoj Kumar Singh
Director
DIN-08858738

SHARYANS BUILDCON PRIVATE LIMITED
STATEMENT OF PROFIT AND LOSS FOR THE YEAR ENDED 31 MARCH 2023
(Amount in rupees hundred, unless otherwise stated)

Particulars	Notes	31 March 2023	31 March 2022
INCOME			
Revenue from operations		-	-
Total Income		-	-
EXPENSES			
Finance costs	13	4.87	6.49
Other expenses	14	142.68	111.44
Total Expenses		147.55	117.93
Profit/(Loss) before tax from continuing operations		(147.55)	(117.93)
Tax expense:			
Current tax		-	-
Profit/(Loss) for the year from continuing operations		(147.55)	(117.93)
Other comprehensive income		-	-
Total other comprehensive income/(loss) for the year, net of tax		-	-
Total comprehensive income/(loss) for the year, net of tax		(147.55)	(117.93)
Earnings per equity share:			
(1) Basic	15	(0.15)	(0.12)
(2) Diluted		(0.15)	(0.12)
Summary of significant accounting policies	3		

The accompanying notes are an integral part of the financial statements.

As per our report of even date

For **NAV RATN & CO LLP**
Firm Reg. No.: N500107
Chartered Accountants

Nish Mittal
Partner
Membership No.: 095371



Place : Gurugram
Date :

26 MAY 2023

For and on behalf of the Board of Directors of
SHARYANS BUILDCON PRIVATE LIMITED


Arif Mohamad
Director
DIN-07119219


Manoj Kumar Singh
Director
DIN-08858738

SHAURYA PROPBUILD PRIVATE LIMITED
BALANCE SHEET AS AT 31 MARCH 2023
 (Amount in rupees hundred, unless otherwise stated)

	Notes	As at 31 March 2023	As at 31 March 2022
ASSETS			
Current assets			
Inventories	4	11,79,196.87	10,43,404.20
Financial assets			
Cash and cash equivalents	5	1,989.43	230.42
Other current assets	6	6,794.79	-
Total Assets		11,87,981.09	10,43,634.62
EQUITY AND LIABILITIES			
Equity			
Equity share capital	7	1,900.00	1,900.00
Other equity	8	10,40,217.04	10,40,337.75
Total equity		10,42,117.04	10,42,237.75
LIABILITIES			
Current liabilities			
Financial liabilities			
Trade payables	9	-	-
-total outstanding dues of micro and small enterprises		-	-
-total outstanding dues other than micro and small enterprises		79.00	59.00
Other current liabilities	10	1,45,785.05	1,337.87
Total liabilities		1,45,864.05	1,396.87
Total Equity and Liabilities		11,87,981.09	10,43,634.62

Summary of significant accounting policies

3

The accompanying notes are an integral part of the financial statements.

As per our report of even date

For Rajeev & Ajay
 Firm registration No : 009977N
 Chartered Accountants

Ajay Kumar Sachdeva
 Partner
 Membership No. : 084302

Place : New Delhi
 Date :

26 MAY 2023

For and on behalf of the Board of Directors of
SHAURYA PROPBUILD PRIVATE LIMITED

Gaurav Dutta
 Director
 DIN-08657459

Manoj Lamba
 Director
 DIN-09718405

SHAURYA PROPBUILD PRIVATE LIMITED
STATEMENT OF PROFIT AND LOSS FOR THE YEAR ENDED 31 MARCH 2023
(Amount in rupees hundred, unless otherwise stated)

Particulars	Notes	31 March 2023	31 March 2022
INCOME			
Revenue from operations		-	-
Total Income (I)		-	-
EXPENSES			
Finance costs	11	5.63	6.49
Other expenses	12	115.08	98.20
Total Expenses (II)		120.71	104.69
Profit/(Loss) before tax from continuing operations (I-II)		(120.71)	(104.69)
Tax expense:			
Current tax		-	-
Profit/(Loss) for the year from continuing operations		(120.71)	(104.69)
Other comprehensive income			
		-	-
Total other comprehensive income for the year, net of tax		-	-
Total comprehensive income/(loss) for the year, net of tax		(120.71)	(104.69)
Earnings per equity share:			
	13		
(1) Basic		(0.64)	(0.55)
(2) Diluted		(0.64)	(0.55)
Summary of significant accounting policies	3		

The accompanying notes are an integral part of the financial statements.

As per our report of even date

For Rajeew & Ajay
Firm registration No : 009977N
Chartered Accountants


Ajay Kumar Sachdeva
Partner
Membership No. : 034302

For and on behalf of the Board of Directors of
SHAURYA PROPBUILD PRIVATE LIMITED


Gaurav Dutta
Director
DIN-08657459


Manoj Lamba
Director
DIN-09718405

Place : New Delhi

Date :
26 MAY 2023

SHITIJ BUILDCON PRIVATE LIMITED
BALANCE SHEET AS AT 31 MARCH 2023
(Amount in rupees hundred, unless otherwise stated)

	Notes	As at 31 March 2023	As at 31 March 2022
ASSETS			
Current assets			
Financial assets			
Cash and cash equivalents	4	244.27	210.76
Other current assets	5	32,04,207.95	34,28,586.00
Total Assets		32,04,452.22	34,28,796.76
EQUITY AND LIABILITIES			
Equity			
Equity share capital	6	1,000.00	1,000.00
Other equity	7	(45,499.25)	(45,356.88)
Total equity		(44,499.25)	(44,356.88)
LIABILITIES			
Current liabilities			
Financial liabilities			
Trade payables	8	-	-
-total outstanding dues of micro and small enterprises			
-total outstanding dues other than micro and small enterprises	9	2,05,504.00	4,29,862.05
Other current liabilities		30,43,447.46	30,43,291.58
Total liabilities		32,48,951.46	34,73,153.63
Total Equity and Liabilities		32,04,452.22	34,28,796.76
Summary of significant accounting policies	3		

The accompanying notes are an integral part of the financial statements.

As per our report of even date

For **NAVRATN & CO LLP**
Firm Reg. No.: N500107
Chartered Accountants

Nitish Mittal
Partner
Membership No.: 095311



Place : Gurugram
Date :

26 MAY 2023

For and on behalf of the Board of Directors of
SHITIJ BUILDCON PRIVATE LIMITED

Jitish Sharma
Director
DIN-08428478

Rahul
Director
DIN-09331369

SHITIJ BUILDCON PRIVATE LIMITED
STATEMENT OF PROFIT AND LOSS FOR THE YEAR ENDED 31 MARCH 2023
(Amount in rupees hundred, unless otherwise stated)

Particulars	Notes	31 March 2023	31 March 2022
INCOME			
Revenue from operations		-	-
Total Income		-	-
EXPENSES			
Finance costs	10	6.49	6.49
Other expenses	11	135.56	104.44
Total Expenses		142.05	110.93
(Loss) before tax from continuing operations		(142.05)	(110.93)
Tax expense:			
Current tax		-	-
(Loss) for the year from continuing operations		(142.05)	(110.93)
Total other comprehensive income/(loss) for the year, net of tax			
		-	-
Total comprehensive income/(loss) for the year, net of tax		(142.05)	(110.93)
Earnings per equity share:			
(1) Basic	12	(1.42)	(1.11)
(2) Diluted		(1.42)	(1.11)

Summary of significant accounting policies

3

The accompanying notes are an integral part of the financial statements.

As per our report of even date

For NAVRATN & CO LLP

Firm Reg. No.: N500107

Chartered Accountants

Nilish Mittal

Partner

Membership No.: 0953



Place : Gurugram

Date :

26 MAY 2023

For and on behalf of the Board of Directors of SHITIJ BUILDCON PRIVATE LIMITED

Jitish Sharma

Director

DIN-08428478

Rahul

Director

DIN-09331369

SHRESTHA CONBUILD PRIVATE LIMITED
BALANCE SHEET AS AT 31 MARCH 2023
(Amount in rupees hundred, unless otherwise stated)

	Notes	As at 31 March 2023	As at 31 March 2022
ASSETS			
Current assets			
Financial assets			
Cash and cash equivalents	4	5,240.89	5,145.17
Other current assets	5	2,15,25,095.13	2,15,25,095.13
Total Assets		2,15,30,336.02	2,15,30,240.30
EQUITY AND LIABILITIES			
Equity			
Equity share capital	6	1,00,000.00	1,00,000.00
Other equity	7	2,09,04,328.03	2,09,04,700.62
Total equity		2,10,04,328.03	2,10,04,700.62
LIABILITIES			
Current liabilities			
Financial liabilities			
Trade payables	8	-	-
-total outstanding dues of micro and small enterprises		79.00	59.00
-total outstanding dues other than micro and small enterprises		-	-
Other financial liabilities	9	5,25,343.84	5,25,343.84
Other current liabilities	10	585.15	136.84
Total liabilities		5,26,007.99	5,25,539.68
Total Equity and Liabilities		2,15,30,336.02	2,15,30,240.30

Summary of significant accounting policies

3

The accompanying notes are an integral part of the financial statements.

As per our report of even date

For Rajeev & Ajay
Firm registration No : 009977N
Chartered Accountants

Ajay Kumar Sachdeva
Partner
Membership No.: 084302



For and on behalf of the Board of Directors of
SHRESTHA CONBUILD PRIVATE LIMITED

Bimbadhar Jena
Director
DIN-09332034

Rohit Rawat
Director
DIN- 08298761

Place : New Delhi

Date :

26 MAY 2023

SHRESTHA CONBUILD PRIVATE LIMITED
STATEMENT OF PROFIT AND LOSS FOR THE YEAR ENDED 31 MARCH 2023
(Amount in rupees hundred, unless otherwise stated)

Particulars	Notes	31 March 2023	31 March 2022
INCOME			
Revenue from operations		-	-
Total Income (I)		-	-
EXPENSES			
Finance costs	11	3.28	6.49
Other expenses	12	369.32	196.67
Total Expenses (II)		372.60	203.16
Profit/(Loss) before tax from continuing operations (I-II)		(372.60)	(203.16)
Tax expense:			
Current Tax		-	-
Profit/(Loss) for the year from continuing operations		(372.60)	(203.16)
Other Comprehensive Income			
		-	-
Total other comprehensive income/(loss) for the year, net of tax		-	-
Total comprehensive income/(loss) for the year, net of tax		(372.60)	(203.16)
Earnings per equity share (computed on the basis of profit/(loss) for the year):			
(1) Basic	13	(0.04)	(0.02)
(2) Diluted		(0.04)	(0.02)

Summary of significant accounting policies

3

The accompanying notes are an integral part of the financial statements.

As per our report of even date

For Rajeev & Ajay
Firm registration No : 009977N
Chartered Accountants

Ajay Kumar Sachdeva
Partner
Membership No. : 084302



For and on behalf of the Board of Directors of
SHRESTHA CONBUILD PRIVATE LIMITED

Bimbadhar Jena
Director
DIN-09332034

Rohit Rawat
Director
DIN- 08298761

Place : New Delhi

Date :

26 MAY 2023

SHREY PROMOTERS PRIVATE LIMITED
BALANCE SHEET AS AT 31 MARCH 2023
(Amount in rupees hundred, unless otherwise stated)

	Notes	As at 31 March 2023	As at 31 March 2022
ASSETS			
Non-current assets			
Financial Assets			
Investments	4	68,75,545.74	68,75,545.74
		68,75,545.74	68,75,545.74
Current assets			
Inventories	5	2,00,655.21	2,00,655.21
Financial assets			
Cash and cash equivalents	6	502.84	239.34
Other current assets	7	11,20,689.25	11,20,689.25
		13,21,847.30	13,21,583.80
Total Assets		81,97,393.04	81,97,129.54
EQUITY AND LIABILITIES			
Equity			
Equity share capital	8	7,00,000.00	7,00,000.00
Other equity	9	(63,942.96)	(63,821.62)
Total equity		6,36,057.04	6,36,178.38
LIABILITIES			
Current liabilities			
Financial liabilities			
Trade payables	10	-	-
-total outstanding dues of micro and small enterprises		79.00	59.00
-total outstanding dues other than micro and small enterprises			
Other current liabilities	11	75,61,257.00	75,60,892.16
Total liabilities		75,61,336.00	75,60,951.16
Total Equity and Liabilities		81,97,393.04	81,97,129.54

Summary of significant accounting policies

3

The accompanying notes are an integral part of the financial statements.

As per our report of even date

For Rajeev & Ajay
Firm registration No. : 009977N
Chartered Accountants

Ajay Kumar Sachdeva
Partner
Membership No. : 084302

Place : New Delhi
Date :

26 MAY 2023

For and on behalf of the Board of Directors of
SHREY PROMOTERS PRIVATE LIMITED

Kalicharan Patro
Director
DIN-10049038

Rahul
Director
DIN-09331369

Suman Jain
Company Secretary
PAN-AZFPJ0998N

SHREY PROMOTERS PRIVATE LIMITED
STATEMENT OF PROFIT AND LOSS FOR THE YEAR ENDED 31 MARCH 2023
(Amount in rupees hundred, unless otherwise stated)

Particulars	Notes	31 March 2023	31 March 2022
INCOME			
Revenue from operations		-	-
Total Income (I)		-	-
EXPENSES			
Finance costs	12	6.50	6.50
Other expenses	13	114.84	131.56
Total Expenses (II)		121.34	138.06
Profit/(Loss) before tax from continuing operations (I-II)		(121.34)	(138.06)
Tax expense:			
Current Tax		-	-
Profit/(Loss) for the year from continuing operations		(121.34)	(138.06)
Other Comprehensive Income		-	-
Total other comprehensive income/(loss) for the year, net of		-	-
Total comprehensive income/(loss) for the year, net of tax		(121.34)	(138.06)
Earnings per equity share (computed on the basis of profit/(loss) for the year):	14		
(1) Basic		(0.0017)	(0.0020)
(2) Diluted		(0.0017)	(0.0020)
Summary of significant accounting policies	3		

The accompanying notes are an integral part of the financial statements.

As per our report of even date

For Rajeev & Ajay
Firm registration No - 009977N
Chartered Accountants


Ajay Kumar Sachdeva
Partner
Membership No - 084302

Place : New Delhi

Date :

26 MAY 2023

For and on behalf of the Board of Directors of
SHREY PROMOTERS PRIVATE LIMITED


Kalicharan Patro
Director
DIN-10049038


Rahul
Director
DIN-09331369


Suman Jain
Company Secretary
PAN-AZFPJ0998N

SIDHANT BUILDCON PRIVATE LIMITED
BALANCE SHEET AS AT 31 MARCH 2023
(Amount in rupees hundred, unless otherwise stated)

	Notes	As at 31 March 2023	As at 31 March 2022
ASSETS			
Current assets			
Inventories	4	23,18,122.48	23,15,078.73
Financial assets			
Cash and cash equivalents	5	1,089.72	271.33
Current tax assets (net)	6	22,731.21	22,731.21
Total Assets		23,41,943.41	23,38,081.27
EQUITY AND LIABILITIES			
Equity			
Equity share capital	7	10,000.00	10,000.00
Other equity	8	(5,476.98)	(5,331.93)
Total equity		4,523.02	4,668.07
LIABILITIES			
Current liabilities			
Financial liabilities			
Trade payables	9	-	-
-total outstanding dues of micro and small enterprises		-	-
-total outstanding dues other than micro and small enterprises		79.00	59.00
Other current liabilities	10	23,37,341.39	23,33,354.20
Total liabilities		23,37,420.39	23,33,413.20
Total Equity and Liabilities		23,41,943.41	23,38,081.27

Summary of significant accounting policies

3

The accompanying notes are an integral part of the financial statements.

As per our report of even date

For Rajeev & Ajay
Firm Reg. No.: 009977N
Chartered Accountants


Ajay Kumar Sachdeva
Partner
Membership No.: 084302



For and on behalf of the Board of Directors of
SIDHANT BUILDCON PRIVATE LIMITED


Manoj Kumar Singh
Director
DIN- 08858738


Manoj Lamba
Director
DIN- 09718405

Place : New Delhi

Date :

26 MAY 2023

SIDHANT BUILDCON PRIVATE LIMITED
STATEMENT OF PROFIT AND LOSS FOR THE YEAR ENDED 31 MARCH 2023
(Amount in rupees hundred, unless otherwise stated)

Particulars	Notes	31 March 2023	31 March 2022
INCOME			
Revenue from operations		-	-
Total Income		-	-
EXPENSES			
Finance costs	11	6.49	6.49
Other expenses	12	138.56	115.56
Total Expenses		145.05	122.05
(Loss) before tax from continuing operations		(145.05)	(122.05)
Tax expense:			
Current tax		-	-
(Loss) for the year from continuing operations		(145.05)	(122.05)
Other comprehensive income		-	-
Total other comprehensive income/(loss) for the year, net of tax		-	-
Total comprehensive income/(loss) for the year, net of tax		(145.05)	(122.05)
Earnings per equity share:			
(1) Basic	13	(0.15)	(0.12)
(2) Diluted		(0.15)	(0.12)
Summary of significant accounting policies	3		

The accompanying notes are an integral part of the financial statements.

As per our report of even date

For Rajeev & Ajay
Firm Reg. No.: 009972N
Chartered Accountants

Ajay Kumar Sachdeva
Partner
Membership No.: 084302



For and on behalf of the Board of Directors of
SIDHANT BUILDCON PRIVATE LIMITED


Manoj Kumar Singh
Director
DIN- 08858738


Manoj Lamba
Director
DIN- 09718405

Place : New Delhi
Date :

26 MAY 2023

SIDHIVINAYAK BUILDCON PRIVATE LIMITED
BALANCE SHEET AS AT 31 MARCH 2023
(Amount in rupees hundred, unless otherwise stated)

	Notes	As at 31 March 2023	As at 31 March 2022
ASSETS			
Non-current assets			
Financial Assets			
Investments	4	2,000.00	2,000.00
		<u>2,000.00</u>	<u>2,000.00</u>
Current assets			
Inventories	5	6,67,513.15	6,66,640.87
Financial assets			
Cash and cash equivalents	6	520.56	260.44
Other financial assets	7	66,024.37	66,024.37
Other current assets	8	-	-
Current tax assets (net)	9	11,198.44	11,198.44
		<u>7,45,256.52</u>	<u>7,44,124.12</u>
Total Assets		<u>7,47,256.52</u>	<u>7,46,124.12</u>
EQUITY AND LIABILITIES			
Equity			
Equity share capital	10	1,250.00	1,250.00
Other equity	11	(13,209.73)	(11,821.64)
Total equity		<u>(11,959.73)</u>	<u>(10,571.64)</u>
LIABILITIES			
Current liabilities			
Financial liabilities			
Trade payables	12	-	-
-total outstanding dues of micro and small enterprises		-	-
-total outstanding dues other than micro and small enterprises		655.73	275.50
Other current liabilities	13	7,58,560.52	7,56,420.26
Total liabilities		<u>7,59,216.25</u>	<u>7,56,695.76</u>
Total Equity and Liabilities		<u>7,47,256.52</u>	<u>7,46,124.12</u>
Summary of significant accounting policies	3		

The accompanying notes are an integral part of the financial statements.

As per our report of even date

For Rajeev & Ajay
Firm registration No.: 009937N
Chartered Accountants
NEW DELHI
Ajay Kumar Sachdeva
Partner
Membership No.: 084302

For and on behalf of the Board of Directors of
SIDHIVINAYAK BUILDCON PRIVATE LIMITED
Manoj Kumar Singh
Director
DIN- 08858738
Vivek Singh
Director
DIN- 03466774

Place : New Delhi

Date :

26 MAY 2023

SIDHIVINAYAK BUILDCON PRIVATE LIMITED
STATEMENT OF PROFIT AND LOSS FOR THE YEAR ENDED 31 MARCH 2023
(Amount in rupees hundred, unless otherwise stated)

Particulars	Notes	31 March 2023	31 March 2022
INCOME			
Revenue from operations		-	-
Total Income		-	-
EXPENSES			
Finance costs	14	10.03	6.49
Other expenses	15	1,378.06	332.06
Total Expenses		1,388.09	338.55
Profit/(Loss) before tax from continuing operations		(1,388.09)	(338.55)
Tax expense:			
Current tax		-	-
Profit/(Loss) for the year from continuing operations		(1,388.09)	(338.55)
Total other comprehensive income/(loss) for the year, net of tax		-	-
Total comprehensive income/(loss) for the year, net of tax		(1,388.09)	(338.55)
Earnings per equity share:			
(1) Basic	16	(11.10)	(2.71)
(2) Diluted		(11.10)	(2.71)
Summary of significant accounting policies	3		

The accompanying notes are an integral part of the financial statements.

As per our report of even date

For **Rajeev & Ajay**
Firm registration No.: 009977N
Chartered Accountants

Ajay Kumar Sachdeva
Partner
Membership No. 084302

For and on behalf of the Board of Directors of
SIDHIVINAYAK BUILDCON PRIVATE LIMITED

Manoj Kumar Singh
Director
DIN- 08858738

Vivek Singh
Director
DIN- 03466774

Place : New Delhi
Date :

26 MAY 2023

SIDHIVINAYAK DUROBUILD PRIVATE LIMITED
BALANCE SHEET AS AT 31 MARCH 2023
(Amount in rupees hundred, unless otherwise stated)

ASSETS

Current assets

Inventories

Financial assets

Cash and cash equivalents

Total assets

Notes 31 March 2023 31 March 2022

4 1,75,805.09 1,75,805.09

5 282.55 171.63

1,76,087.64 1,75,976.72

EQUITY AND LIABILITIES

Equity

Equity share capital

Other equity

Total equity

6 1,000.00 1,000.00

7 (1,923.63) (1,802.07)

(923.63) (802.07)

LIABILITIES

Current liabilities

Financial liabilities

Trade payables

-total outstanding dues of micro and small enterprises

-total outstanding dues other than micro and small

Other current liabilities

Total liabilities

8 - -

9 79.00 59.00

1,76,932.27 1,76,719.79

1,77,011.27 1,76,778.79

Total equity and liabilities

1,76,087.64 1,75,976.72

Summary of significant accounting policies

3

The accompanying notes are an integral part of the financial statements.

As per our report of even date

For Sanjay Rastogi & Associates
Firm registration No : 014056N
Chartered Accountants



CA Sanjay Rastogi

Proprietor

Membership No. : 075033

UDIN No. : 23075033 BGQFXE3271

Place : New Delhi

Date :

26 MAY 2023



For and on behalf of the Board of Directors of
SIDHIVINAYAK DUROBUILD PRIVATE LIMITED


Arif Mohamad
Director
Din-07119219


Manoj Kumar Singh
Director
Din-08858738

SIDHIVINAYAK DUROBUILD PRIVATE LIMITED
STATEMENT OF PROFIT AND LOSS FOR THE YEAR ENDED 31 MARCH 2023
 (Amount in rupees hundred, unless otherwise stated)

Particulars	Notes	31 March 2023	31 March 2022
INCOME			
Revenue from operations		-	-
Total Income		-	-
EXPENSES			
Finance costs	10	6.48	6.49
Other expenses	11	115.08	101.32
Total Expenses		121.56	107.81
Loss before tax from continuing operations		(121.56)	(107.81)
Tax expense:			
Current tax		-	-
Loss for the year from continuing operations		(121.56)	(107.81)
Other comprehensive income		-	-
Total other comprehensive income/(loss) for the year, net of tax		-	-
Total comprehensive income/(loss) for the year, net of tax		(121.56)	(107.81)
Earnings per equity share:			
Basic (Rs.)	12	(1.22)	(1.08)
Diluted (Rs.)		(1.22)	(1.08)

Summary of significant accounting policies 3

The accompanying notes are an integral part of the financial statements.

As per our report of even date

For Sanjay Rastogi & Associates
 Firm registration No : 014056N
 Chartered Accountants



CA Sanjay Rastogi
 Proprietor
 Membership No. : 075033

UDIN No.: 23075033 B67QFXE3271

Place : New Delhi

Date :

26 MAY 2023

For and on behalf of the Board of Directors of
SIDHIVINAYAK DUROBUILD PRIVATE LIMITED

Arif Mohammad
 Director
 Din-07119219

Manoj Kumar Singh
 Director
 Din-08858738

SIGNAGES PROPERTIES PRIVATE LIMITED
BALANCE SHEET AS AT 31 MARCH 2023
(Amount in rupees hundred, unless otherwise stated)

	Notes	As at 31 March 2023	As at 31 March 2022
ASSETS			
Current assets			
Financial assets			
Cash and cash equivalents	4	243.96	243.95
Total Assets		243.96	243.95
EQUITY AND LIABILITIES			
Equity			
Equity share capital	5	1,000.00	1,000.00
Other equity	6	(3,806.24)	(3,685.23)
Total equity		(2,806.24)	(2,685.23)
LIABILITIES			
Current liabilities			
Financial liabilities			
Trade payables	7	-	-
-total outstanding dues of micro and small enterprises			
-total outstanding dues other than micro and small enterprises		79.00	59.00
Other current liabilities	8	2,971.20	2,870.18
Total liabilities		3,050.20	2,929.18
Total Equity and Liabilities		243.96	243.95
Summary of significant accounting policies	3		


The accompanying notes are an integral part of the financial statements.

As per our report of even date

For Rajeev & Ajay
Firm registration No : 009977N
Chartered Accountants


Ajay Kumar Sachdeva
Partner
Membership No. : 084302

**For and on behalf of the Board of Directors of
SIGNAGES PROPERTIES PRIVATE LIMITED**


Bharti Bhushan Garg
Director
DIN-01669048


Rahul Bindle
Director
DIN-02128650

Place : New Delhi

Date :

26 MAY 2023



SIGNAGES PROPERTIES PRIVATE LIMITED
STATEMENT OF PROFIT AND LOSS FOR THE YEAR ENDED 31 MARCH 2023
(Amount in rupees hundred, unless otherwise stated)

Particulars	Notes	31 March 2023		31 March 2022	
INCOME					
Revenue from operations		-	-	-	-
Total Income (I)		-	-	-	-
EXPENSES					
Other expenses	9	121.01	107.09	121.01	107.09
Total Expenses (II)		121.01	107.09	121.01	107.09
Profit/(Loss) before tax from continuing operations (I-II)		(121.01)	(107.09)	(121.01)	(107.09)
Tax expense:					
Current Tax		-	-	-	-
Profit/(Loss) for the year from continuing operations		(121.01)	(107.09)	(121.01)	(107.09)
Other Comprehensive Income					
		-	-	-	-
Total other comprehensive income for the year, net of tax		-	-	-	-
Total comprehensive income/(loss) for the year, net of tax		(121.01)	(107.09)	(121.01)	(107.09)
Earnings per equity share (computed on the basis of profit/(loss) for the year):					
(1) Basic	10	(1.21)	(1.07)	(1.21)	(1.07)
(2) Diluted		(1.21)	(1.07)	(1.21)	(1.07)

Summary of significant accounting policies

2

The accompanying notes are an integral part of the financial statements.

As per our report of even date

For Rajeev & Ajay
Firm registration No : 009977N
Chartered Accountants

Ajay Kumar Sachdeva
Partner
Membership No : 084302

For and on behalf of the Board of Directors of
SIGNAGES PROPERTIES PRIVATE LIMITED

Bharat Bhusan Garg
Director
DIN-01669048

Rahul Birlle
Director
DIN-02128650

Place : New Delhi

Date :

26 MAY 2023



SMRIDHI TECHNOBUILD PRIVATE LIMITED
BALANCE SHEET AS AT 31 MARCH 2023
(Amount in rupees hundred, unless otherwise stated)

	Notes	As at	
		31 March 2023	31 March 2022
ASSETS			
Current assets			
Cash and cash equivalents	4	6,577.04	6,231.32
Other current assets	5	2,09,70,095.13	2,09,70,095.13
Total Assets		2,09,76,672.17	2,09,76,326.45
EQUITY AND LIABILITIES			
Equity			
Equity share capital	6	1,00,000.00	1,00,000.00
Other equity	7	2,03,63,944.00	2,03,64,316.60
Total equity		2,04,63,944.00	2,04,64,316.60
LIABILITIES			
Current liabilities			
Financial liabilities			
Trade payables	8	-	-
-total outstanding dues of micro and small enterprises		-	-
-total outstanding dues other than micro and small enterprises		79.00	59.00
Other financial liabilities	9	5,11,823.15	5,11,823.15
Other current liabilities	10	826.02	127.70
Total liabilities		5,12,728.17	5,12,009.85
Total Equity and Liabilities		2,09,76,672.17	2,09,76,326.45

Summary of significant accounting policies

3

The accompanying notes are an integral part of the financial statements.

As per our report of even date

For Rajeev & Ajay
Firm registration No. : 009977N
Chartered Accountants

Ajay Kumar Sachdeva
Partner
Membership No. : 054302



For and on behalf of the Board of Directors of
SMRIDHI TECHNOBUILD PRIVATE LIMITED

Rohit Rawat
Director
DIN-08298761

Narendra Singh Patwal
Director
DIN-08129131

Place : New Delhi

Date :

26 MAY 2023

SMRIDHI TECHNOBUILD PRIVATE LIMITED
STATEMENT OF PROFIT AND LOSS FOR THE YEAR ENDED 31 MARCH 2023
(Amount in rupees hundred, unless otherwise stated)

Particulars	Notes	31 March 2023	31 March 2022
INCOME			
Revenue from operations		-	-
Total Income (I)		-	-
EXPENSES			
Finance costs	11	3.28	6.49
Other expenses	12	369.32	190.54
Total Expenses (II)		372.60	197.03
Profit/(Loss) before tax from continuing operations (I-II)		(372.60)	(197.03)
Tax expense:			
Current Tax		-	-
Profit/(Loss) for the year from continuing operations		(372.60)	(197.03)
Other Comprehensive Income			
		-	-
Total other comprehensive income for the year, net of tax		-	-
Total comprehensive income/(loss) for the year, net of tax		(372.60)	(197.03)
Earnings per equity share (computed on the basis of profit/(loss) for the year):	13		
(1) Basic		(0.04)	(0.02)
(2) Diluted		(0.04)	(0.02)

Summary of significant accounting policies

3

The accompanying notes are an integral part of the financial statements.


As per our report of even date

For Rajeev & Ajay
Firm registration No. 009977N
Chartered Accountants


Ajay Kumar Sachdeva
Partner
Membership No. : 084302

For and on behalf of the Board of Directors of
SMRIDHI TECHNOBUILD PRIVATE LIMITED


Rohit Rawat
Director
DIN-08298761


Narendra Singh Patwal
Director
DIN-08129131

Place : New Delhi

Date :

26 MAY 2023

SNOW WHITE BUILDCON PRIVATE LIMITED
BALANCE SHEET AS AT 31 MARCH 2023
(Amount in rupees hundred, unless otherwise stated)

	Notes	As at 31 March 2023	As at 31 March 2022
ASSETS			
Non-current assets			
Financial Assets			
Investments	4	10,44,404.20	10,44,404.20
		10,44,404.20	10,44,404.20
Current assets			
Inventories	5	22,75,498.63	24,86,924.36
Financial assets			
Cash and cash equivalents	6	223.21	188.49
Other bank balances	7	9,301.63	9,301.63
Other financial assets	8	7,853.15	7,853.15
Other current assets	9	2,198.44	2,151.86
Current tax assets (net)	10	658.27	598.59
		22,95,733.33	25,07,018.08
Total Assets		33,40,137.53	35,51,422.28
EQUITY AND LIABILITIES			
Equity			
Equity share capital	11	1,000.00	1,000.00
Other equity	12	(5,30,586.57)	(5,31,366.80)
Total equity		(5,29,586.57)	(5,30,366.80)
LIABILITIES			
Current liabilities			
Financial liabilities			
Trade payables			
-total outstanding dues of micro and small enterprises	13	-	-
-total outstanding dues other than micro and small enterprises		79.00	59.00
Other current liabilities	14	38,69,645.10	40,81,730.08
Total liabilities		38,69,724.10	40,81,789.08
Total Equity and Liabilities		33,40,137.53	35,51,422.28
Summary of significant accounting policies	3		

The accompanying notes are an integral part of the financial statements.

As per our report of even date


For **NAV RATN & CO LLP**
Firm Reg. No.: N500107
Chartered Accountants


Nitish Mittal
Partner
Membership No.: 095371



For and on behalf of the Board of Directors of
SNOW WHITE BUILDCON PRIVATE LIMITED


Kamal Malik
Director
DIN-08129137


Bimbadhar Jena
Director
DIN-09332034

Place : Gurugram

Date : **26 MAY 2023**

SNOW WHITE BUILDCON PRIVATE LIMITED
STATEMENT OF PROFIT AND LOSS FOR THE YEAR ENDED 31 MARCH 2023
(Amount in rupees hundred, unless otherwise stated)

Particulars	Notes	31 March 2023	31 March 2022
INCOME			
Revenue from operations	15	957.81	-
Other income	16	-	1,167.99
Total Income		957.81	1,167.99
EXPENSES			
Finance costs	17	39.02	11.08
Other expenses	18	138.56	115.56
Total Expenses		177.58	126.64
Profit/ (Loss) before tax from continuing operations		780.23	1,041.35
Tax expense:			
Current tax		-	262.09
Profit/ (Loss) for the year from continuing operations		780.23	779.26
Other comprehensive income		-	-
Total other comprehensive income/(loss) for the year, net of tax		-	-
Total comprehensive income/(loss) for the year, net of tax		780.23	779.26
Earnings per equity share:			
(1) Basic	19	7.80	7.79
(2) Diluted		7.80	7.79

Summary of significant accounting policies 3

The accompanying notes are an integral part of the financial statements.

As per our report of even date

For **NAVRATN & CO LLP**
Firm Reg. No.: N500107
Chartered Accountants


Nitish Mittal
Partner
Membership No.: 09537



Place : Gurugram

Date : **26 MAY 2023**

For and on behalf of the Board of Directors of
SNOW WHITE BUILDCON PRIVATE LIMITED


Kamal Malik
Director
DIN-08129137


Bimbardhar Jena
Director
DIN-09332034

SONEX PROJECTS PRIVATE LIMITED
BALANCE SHEET AS AT 31 MARCH 2023
(Amount in rupees hundred, unless otherwise stated)

	Notes	As at 31 March 2023	As at 31 March 2022
ASSETS			
Current assets			
Inventories	4	6,97,332.82	6,97,332.82
Financial assets			
Cash and cash equivalents	5	251.58	216.07
Other financial assets	6	295.43	295.43
Current tax assets (net)	7	782.41	782.41
Total Assets		6,98,662.24	6,98,626.73
EQUITY AND LIABILITIES			
Equity			
Equity share capital	8	1,000.00	1,000.00
Other equity	9	12,483.25	12,887.90
Total equity		13,483.25	13,887.90
LIABILITIES			
Current liabilities			
Financial liabilities			
Trade payables	10	-	-
-total outstanding dues of micro and small enterprises		79.00	59.00
-total outstanding dues other than micro and small enterprises			
Other current liabilities	11	6,85,099.99	6,84,679.83
Total liabilities		6,85,178.99	6,84,738.83
Total Equity and Liabilities		6,98,662.24	6,98,626.73

Summary of significant accounting policies

3

The accompanying notes are an integral part of the financial statements.

As per our report of even date

For N A V R A T N & C O L L P
Firm registration No.: N500107
Chartered Accountants



Nitish Mittal
Partner
Membership No.: 095371



Place : Gurugram
Date :

26 MAY 2023

For and on behalf of the Board of Directors of
SONEX PROJECTS PRIVATE LIMITED


Anitesh Singh Chauhan
Director
DIN- 09533326


Saurabh Kumar Baggan
Director
DIN-10049113

SONEX PROJECTS PRIVATE LIMITED
STATEMENT OF PROFIT AND LOSS FOR THE YEAR ENDED 31 MARCH 2023
(Amount in rupees hundred, unless otherwise stated)

Particulars	Notes	31 March 2023	31 March 2022
INCOME			
Revenue from operations		-	-
Total Income		-	-
EXPENSES			
Finance costs	12	6.49	6.49
Other expenses	13	398.16	119.68
Total Expenses		404.65	126.17
(Loss) before tax from continuing operations		(404.65)	(126.17)
Tax expense:			
Current tax		-	-
(Loss) for the year form continuing operations		(404.65)	(126.17)
Other comprehensive income		-	-
Total other comprehensive income for the year, net of tax		-	-
Total comprehensive (loss) for the year, net of tax		(404.65)	(126.17)
Earnings per equity share:			
(1) Basic	14	(4.05)	(1.26)
(2) Diluted		(4.05)	(1.26)
Summary of significant accounting policies	3		

The accompanying notes are an integral part of the financial statements.

As per our report of even date

For **NAV RATN & CO LLP**
Firm registration No.: N500107
Chartered Accountants

Nitish
Nitish Mittal
Partner
Membership No.: 09537



Place : Gurugram
Date :

26 MAY 2023

For and on behalf of the Board of Directors of
SONEX PROJECTS PRIVATE LIMITED

Anitesh
Anitesh Singh Chauhan
Director
DIN- 09533326

S.Kr.
Saurabh Kumar Blaggan
Director
DIN-10049113

SPARSH PROMOTERS PRIVATE LIMITED
BALANCE SHEET AS AT 31 MARCH 2023
(Amount in rupees hundred, unless otherwise stated)

	Notes	As at	
		31 March 2023	31 March 2022
ASSETS			
Current assets			
Inventories	4	28,59,143.12	28,58,511.52
Financial assets			
Cash and cash equivalents	5	519.76	266.04
Current tax assets (net)	6	61,059.93	61,059.93
Total Assets		29,20,722.81	29,19,837.49
EQUITY AND LIABILITIES			
Equity			
Equity share capital	7	10,000.00	10,000.00
Other equity	8	(8,520.47)	(6,248.76)
Total equity		1,479.53	3,751.25
LIABILITIES			
Current liabilities			
Financial liabilities			
Trade payables			
-total outstanding dues of micro and small enterprises	9	-	-
-total outstanding dues other than micro and small enterprises		393.10	59.00
Other current liabilities	10	29,18,850.17	29,16,027.24
Total liabilities		29,19,243.27	29,16,086.24
Total Equity and Liabilities		29,20,722.81	29,19,837.49

Summary of significant accounting policies 3

The accompanying notes are an integral part of the financial statements.

As per our report of even date

For Rajeev & Ajay
Firm Reg. No.: 0000721
Chartered Accountants

Ajay Kumar Sachdeva
Partner
Membership No. 08858738



For and on behalf of the Board of Directors of
SPARSH PROMOTERS PRIVATE LIMITED

Manoj Kumar Singh
Director
DIN-08858738

Bimbadhar Jena
Director
DIN-09332034

Place : New Delhi

Date :

26 MAY 2023

SPARSH PROMOTERS PRIVATE LIMITED
STATEMENT OF PROFIT AND LOSS FOR THE YEAR ENDED 31 MARCH 2023
(Amount in rupees hundred, unless otherwise stated)

Particulars	Notes	31 March 2023	31 March 2022
INCOME			
Revenue from operations		-	-
Total Income		-	-
EXPENSES			
Finance costs	11	10.03	6.49
Other expenses	12	2,261.68	115.56
Total Expenses		2,271.71	122.05
(Loss) before tax from continuing operations		(2,271.71)	(122.05)
Tax expense:			
Current tax		-	-
(Loss) for the year from continuing operations		(2,271.71)	(122.05)
Other comprehensive income		-	-
Total other comprehensive income for the year, net of tax		-	-
Total comprehensive income/(loss) for the year, net of tax		(2,271.71)	(122.05)
Earnings per equity share:			
(1) Basic	13	(2.27)	(0.12)
(2) Diluted		(2.27)	(0.12)

Summary of significant accounting policies

3

The accompanying notes are an integral part of the financial statements.

As per our report of even date

For Rajeev & Ajay

Firm Reg. No. 12997/23
Chartered Accountants

Ajay Kumar Sachdeva
Partner
Membership No. 12997/23

Place : New Delhi

Date :

26 MAY 2023

For and on behalf of the Board of Directors of
SPARSH PROMOTERS PRIVATE LIMITED

Manoj Kumar Singh
Director
DIN-08858738

Bimbardhar Jena
Director
DIN-09332034

SPROUTING PROPERTIES PRIVATE LIMITED
BALANCE SHEET AS AT 31 MARCH 2023
(Amount in rupees hundred, unless otherwise stated)

	Notes	As at 31 March 2023	As at 31 March 2022
ASSETS			
Current assets			
Inventories	4	1,96,263.81	1,96,263.81
Financial assets			
Cash and cash equivalents	5	250.47	236.96
Other current assets	6	-	-
Total Assets		1,96,514.28	1,96,500.77
EQUITY AND LIABILITIES			
Equity			
Equity share capital	7	1,000.00	1,000.00
Other equity	8	(4,273.02)	(4,130.97)
Total equity		(3,273.02)	(3,130.97)
LIABILITIES			
Current liabilities			
Financial liabilities			
Trade payables	9	-	-
-total outstanding dues of micro and small enterprises		-	-
-total outstanding dues other than micro and small enterprises		79.00	59.00
Other current liabilities	10	1,99,708.30	1,99,572.74
Total liabilities		1,99,787.30	1,99,631.74
Total Equity and Liabilities		1,96,514.28	1,96,500.77
Summary of significant accounting policies	3		

The accompanying notes are an integral part of the financial statements.

As per our report of even date

For Rajeev & Ajay
Firm Reg. No.: 009723
Chartered Accountants

Ajay Kumar Sachdev
Partner
Membership No.: 084302



For and on behalf of the Board of Directors of
SPROUTING PROPERTIES PRIVATE LIMITED


Amarjeet Chhikara
Director
DIN- 08858736


Vinod Balhara
Director
DIN-08129149

Place : New Delhi

Date :
26 MAY 2023

SPROUTING PROPERTIES PRIVATE LIMITED
STATEMENT OF PROFIT AND LOSS FOR THE YEAR ENDED 31 MARCH 2023
(Amount in rupees hundred, unless otherwise stated)

Particulars	Notes	31 March 2023		31 March 2022	
INCOME					
Revenue from operations		-	-	-	-
Total Income		-	-	-	-
EXPENSES					
Finance costs	11	6.49	8.89		
Other expenses	12	135.56	107.56		
Total Expenses		142.05	116.45		
Profit/(Loss) before tax from continuing operations		(142.05)	(116.45)		
Tax expense:					
Current tax		-	-		
Profit/(Loss) for the year from continuing operations		(142.05)	(116.45)		
Other comprehensive income					
Total other comprehensive income for the year, net of tax		-	-		
Total comprehensive income/(loss) for the year, net of tax		(142.05)	(116.45)		
Earnings per equity share:					
(1) Basic	13	(1.42)	(1.16)		
(2) Diluted		(1.42)	(1.16)		

Summary of significant accounting policies

3

The accompanying notes are an integral part of the financial statements.

As per our report of even date

For Rajeev & Ajay
Firm Reg. No.: 0084302
Chartered Accountants

Ajay Kumar Sachdev
Partner
Membership No.: 084302



For and on behalf of the Board of Directors of
SPROUTING PROPERTIES PRIVATE LIMITED

Amarjeet Chhikara
Amarjeet Chhikara
Director
DIN- 08858736

Vinod Balhara
Vinod Balhara
Director
DIN-08129149

Place : New Delhi

Date :

26 MAY 2023

SPURT PROJECTS PRIVATE LIMITED
BALANCE SHEET AS AT 31 MARCH 2023
(Amount in rupees hundred, unless otherwise stated)

	Notes	As at	As at
		31 March 2023	31 March 2022
ASSETS			
Current assets			
Inventories	4	14,24,150.03	14,24,150.03
Financial assets			
Cash and cash equivalents	5	267.81	271.06
Other financial assets	6	8,010.29	8,010.29
Other current assets	7	1,24,375.00	1,24,375.00
Total Assets		15,56,803.13	15,56,806.38
EQUITY AND LIABILITIES			
Equity			
Equity share capital	8	1,000.00	1,000.00
Other equity	9	(14,304.38)	(14,131.10)
Total equity		(13,304.38)	(13,131.10)
LIABILITIES			
Current liabilities			
Financial liabilities			
Trade payables			
-total outstanding dues of micro and small enterprises	10	-	-
-total outstanding dues other than micro and small enterprises		79.00	59.00
Other current liabilities	11	15,70,028.44	15,69,873.24
Current tax liabilities (net)	12	0.07	5.24
Total liabilities		15,70,107.51	15,69,937.48
Total Equity and Liabilities		15,56,803.13	15,56,806.38

Summary of significant accounting policies

3

The accompanying notes are an integral part of the financial statements.

As per our report of even date

For Rajeev & Ajay
Firm Reg. No.: 009977N
Chartered Accountants

Ajay Kumar Sachdev
Partner
Membership No.: 084302

Place : New Delhi
Date :

26 MAY 2023

For and on behalf of the Board of Directors of
SPURT PROJECTS PRIVATE LIMITED

Vinod Balhara
Director
DIN-08129149

Saurabh Kumar Baggan
Director
DIN-10049113



[Handwritten signature]

[Handwritten signature]

SPURT PROJECTS PRIVATE LIMITED
STATEMENT OF PROFIT AND LOSS FOR THE YEAR ENDED 31 MARCH 2023
(Amount in rupees hundred, unless otherwise stated)

Particulars	Notes	31 March 2023	31 March 2022
INCOME			
Other Income	13	-	6,512.77
Total Income		-	6,512.77
EXPENSES			
Finance costs	14	26.48	6.49
Other expenses	15	146.80	119.67
Total Expenses		173.28	126.16
Profit/(Loss) before tax from continuing operations		(173.28)	6,386.61
Tax expense:			
Current tax		-	125.01
Profit/(Loss) for the year from continuing operations		(173.28)	6,261.60
Other comprehensive income		-	-
Total other comprehensive income for the year, net of tax		-	-
Total comprehensive income/(loss) for the year, net of tax		(173.28)	6,261.60
Earnings per equity share:			
(1) Basic	16	(1.73)	62.62
(2) Diluted		(1.73)	62.62

Summary of significant accounting policies 3

The accompanying notes are an integral part of the financial statements.

As per our report dated 26 May 2023

For Rajeev & Ajay
Firm Reg. No. 09977N
Chartered Accountants

Ajay Kumar
Partner
Membership No.: 084302



For and on behalf of the Board of Directors of
SPURT PROJECTS PRIVATE LIMITED

Vinod Bahara
Director
DIN-08129149

Saurabh Kumar Blaggan
Director
DIN-10049113

Place : New Delhi
Date :

26 MAY 2023

SRIYAM ESTATES PRIVATE LIMITED
BALANCE SHEET AS AT 31 MARCH 2023
(Amount in rupees hundred, unless otherwise stated)

	Notes	As at	
		31 March 2023	31 March 2022
ASSETS			
Current assets			
Inventories	4	37,459.22	48,344.50
Financial assets			
Cash and cash equivalents	5	527.06	283.55
Other financial assets	6	65,901.22	65,901.22
Total Assets		1,03,887.50	1,14,529.27
EQUITY AND LIABILITIES			
Equity			
Equity share capital	7	1,000.00	1,000.00
Other equity	8	(14,421.05)	(14,309.38)
Total equity		(13,421.05)	(13,309.38)
LIABILITIES			
Current liabilities			
Financial liabilities			
Trade payables	9	-	-
-total outstanding dues of micro and small enterprises			
-total outstanding dues other than micro and small enterprises		79.00	59.00
Other current liabilities	10	1,17,229.56	1,27,779.66
Total liabilities		1,17,308.56	1,27,838.66
Total Equity and Liabilities		1,03,887.50	1,14,529.27

Summary of significant accounting policies

3

The accompanying notes are an integral part of the financial statements.

As per our report of even date

For **NAV RATN & CO LLP**
Firm Reg. No.: N500107
Chartered Accountants



Nitish Mittal
Partner
Membership No.: 095377



Place : Gurugram
Date :

26 MAY 2023

For and on behalf of the Board of Directors of
SRIYAM ESTATES PRIVATE LIMITED


Bhupinder Rajjaswant Singh
Director
DIN-06583432


Akshat Maheshwari
Director
DIN-07504909

SRIYAM ESTATES PRIVATE LIMITED
STATEMENT OF PROFIT AND LOSS FOR THE YEAR ENDED 31 MARCH 2023
(Amount in rupees hundred, unless otherwise stated)

Particulars	Notes	31 March 2023	31 March 2022
INCOME			
Revenue from operations	11	37.50	-
Total Income		37.50	-
EXPENSES			
Finance costs	12	6.49	6.49
Other expenses	13	142.68	111.44
Total Expenses		149.17	117.93
Profit/(Loss) before tax from continuing operations		(111.67)	(117.93)
Tax expense:			
Current tax		-	-
Profit/(Loss) for the year from continuing operations		(111.67)	(117.93)
Other comprehensive income			
Total other comprehensive income/(loss) for the year, net of tax		-	-
Total comprehensive income/(loss) for the year, net of tax		(111.67)	(117.93)
Earnings per equity share:			
(1) Basic	14	(1.12)	(1.18)
(2) Diluted		(1.12)	(1.18)
Summary of significant accounting policies	3		

The accompanying notes are an integral part of the financial statements.

As per our report of even date

For **NAV R A T N & CO LLP**
Firm Reg. No.: N500107
Chartered Accountants


Nitish Mittal

Partner
Membership No.: 095371



Place : Gurugram
Date :

26 MAY 2023

For and on behalf of the Board of Directors of
SRIYAM ESTATES PRIVATE LIMITED


Bhupinder Rajjaswant Singh
Director
DIN-06583432


Akshat Maheshwari
Director
DIN-07504909

STASH PROPBUILD PRIVATE LIMITED
BALANCE SHEET AS AT 31 MARCH 2023
(Amount in rupees hundred, unless otherwise stated)

	Notes	As at 31 March 2023	As at 31 March 2022
ASSETS			
Current assets			
Inventories	4	14,818.89	14,818.89
Financial assets			
Cash and cash equivalents	5	506.27	242.76
Other financial assets	6	20,907.88	20,907.88
Total Assets		36,233.04	35,969.53
EQUITY AND LIABILITIES			
Equity			
Equity share capital	7	1,000.00	1,000.00
Other equity	8	(3,144.77)	(2,996.48)
Total equity		(2,144.77)	(1,996.48)
LIABILITIES			
Current liabilities			
Financial liabilities			
Trade payables	9	-	-
-total outstanding dues of micro and small enterprises		-	-
-total outstanding dues other than micro and small enterprises		79.00	59.00
Other current liabilities	10	38,298.81	37,907.01
Total liabilities		38,377.81	37,966.01
Total Equity and Liabilities		36,233.04	35,969.53
Summary of significant accounting policies	3		

The accompanying notes are an integral part of the financial statements.

As per our report of even date

For Rajeev & Ajay
Firm registration No : 009977N
Chartered Accountants


Ajay Kumar Sachdeva
Partner
Membership No: 183662

For and on behalf of the Board of Directors of
STASH PROPBUILD PRIVATE LIMITED


Rohit Rawat
Director
DIN- 08298761


Rajat Chowdhary
Director
DIN- 09668716

Place : New Delhi

Date :
26 MAY 2023

STASH PROPBUILD PRIVATE LIMITED
STATEMENT OF PROFIT AND LOSS FOR THE YEAR ENDED 31 MARCH 2023
(Amount in rupees hundred, unless otherwise stated)

Particulars	Notes	31 March 2023	31 March 2022
INCOME			
Revenue from operations		-	-
Total Income (I)		-	-
EXPENSES			
Finance costs	11	6.49	6.49
Other expenses	12	141.80	95.08
Total Expenses (II)		148.29	101.57
Profit/(Loss) before tax from continuing operations (I-II)		(148.29)	(101.57)
Tax expense:			
Current Tax		-	-
Profit/(Loss) for the year from continuing operations		(148.29)	(101.57)
Other Comprehensive Income			
		-	-
Total other comprehensive income for the year, net of tax		-	-
Total comprehensive income/(loss) for the year, net of tax		(148.29)	(101.57)
Earnings per equity share (computed on the basis of profit/(loss) for the year):	13		
(1) Basic		(1.48)	(1.02)
(2) Diluted		(1.48)	(1.02)
Summary of significant accounting policies	3		

The accompanying notes are an integral part of the financial statements.

As per our report of even date

For Rajeew & Ajay
Firm registration No : 009977N
Chartered Accountants

Ajay Kumar Sahdeva
Partner
Membership No. : 095102



For and on behalf of the Board of Directors of
STASH PROPBUILD PRIVATE LIMITED

Kohit Rawat
Director
DIN- 08298761

Rohit Chowdhary
Director
DIN- 09668716

Place : New Delhi

Date : 26 MAY 2023

STAVE PROPBUILD PRIVATE LIMITED
BALANCE SHEET AS AT 31 MARCH 2023
(Amount in rupees hundred, unless otherwise stated)

	Notes	As at 31 March 2023	As at 31 March 2022
ASSETS			
Current assets			
Financial assets			
Cash and cash equivalents	4	502.89	239.38
Other financial assets	5	1,31,507.66	1,31,507.66
		<u>1,32,010.55</u>	<u>1,31,747.04</u>
Total Assets		<u>1,32,010.55</u>	<u>1,31,747.04</u>
EQUITY AND LIABILITIES			
Equity			
Equity share capital	6	1,000.00	1,000.00
Other equity	7	(3,102.42)	(2,980.85)
Total equity		<u>(2,102.42)</u>	<u>(1,980.85)</u>
LIABILITIES			
Current liabilities			
Financial liabilities			
Trade payables	8	-	-
-total outstanding dues of micro and small enterprises		-	-
-total outstanding dues other than micro and small enterprises		79.00	59.00
Other current liabilities	9	1,34,033.97	1,33,668.89
Total liabilities		<u>1,34,112.97</u>	<u>1,33,727.89</u>
Total Equity and Liabilities		<u>1,32,010.55</u>	<u>1,31,747.04</u>

Summary of significant accounting policies

3

The accompanying notes are an integral part of the financial statements.

As per our report of even date

For Rajeev & Ajay

Firm registration No. 009977N

Chartered Accountants

Ajay Kumar Sachdeva

Partner

Membership No. 20650



For and on behalf of the Board of Directors of
STAVE PROPBUILD PRIVATE LIMITED

[Signature]
Rohit Rawat
Director
DIN-08298761

[Signature]
Rahul Bindle
Director
DIN- 02128650

Place : New Delhi

Date :

26 MAY 2023

STAVE PROBUILD PRIVATE LIMITED
STATEMENT OF PROFIT AND LOSS FOR THE YEAR ENDED 31 MARCH 2023
(Amount in rupees hundred, unless otherwise stated)

Particulars	Notes	31 March 2023	31 March 2022
INCOME			
Revenue from operations		-	-
Total Income (I)		-	-
EXPENSES			
Finance costs	10	6.49	6.49
Other expenses	11	115.08	95.08
Total Expenses (II)		121.57	101.57
Profit/(Loss) before tax from continuing operations (I-II)		(121.57)	(101.57)
Tax expense:			
Current Tax		-	-
Profit/(Loss) for the year from continuing operations		(121.57)	(101.57)
Other Comprehensive Income			
		-	-
Total other comprehensive income for the year, net of tax		-	-
Total comprehensive income/(loss) for the year, net of tax		(121.57)	(101.57)
Earnings per equity share (computed on the basis of profit/(loss) for the year):	12		
(1) Basic		(1.22)	(1.02)
(2) Diluted		(1.22)	(1.02)
Summary of significant accounting policies	3		

The accompanying notes are an integral part of the financial statements.

As per our report of even date

For Rajeev & Ajay
Firm registration No : 009977N
Chartered Accountants

Ajay Kumar Sachdeva
Partner
Membership No : 4094392



For and on behalf of the Board of Directors of
STAVE PROBUILD PRIVATE LIMITED

Rohit Rawat
Director
DIN-08298761

Rahul Bindle
Director
DIN- 02128650

Place : New Delhi

Date : 26 MAY 2023

STEIN PROPBUILD PRIVATE LIMITED
BALANCE SHEET AS AT 31 MARCH 2023
(Amount in rupees hundred, unless otherwise stated)

	Notes	As at 31 March 2023	As at 31 March 2022
ASSETS			
Current assets			
Inventories	4	6,69,806.39	6,69,806.39
Financial assets			
Cash and cash equivalents	5	244.43	150.92
Total Assets		6,70,050.82	6,69,957.31
EQUITY AND LIABILITIES			
Equity			
Equity share capital	6	1,000.00	1,000.00
Other equity	7	(3,230.63)	(3,109.06)
Total equity		(2,230.63)	(2,109.06)
LIABILITIES			
Current liabilities			
Financial liabilities			
Trade payables	8	-	-
-total outstanding dues of micro and small enterprises		-	-
-total outstanding dues other than micro and small enterprises		79.00	59.00
Other current liabilities	9	6,72,202.45	6,72,007.37
Total liabilities		6,72,281.45	6,72,066.37
Total Equity and Liabilities		6,70,050.82	6,69,957.31

Summary of significant accounting policies

3

The accompanying notes are an integral part of the financial statements.

As per our report of even date

For Rajeev & Ajay
Firm registration No. : 009977N
Chartered Accountants


Ajay Kumar Sachdeva
Partner
Membership No. : 084302

For and on behalf of the Board of Directors of
STEIN PROPBUILD PRIVATE LIMITED


Reena Gulati Kharb
Director
DIN- 08129092


Deepak Chandra Thawal
Director
DIN-09815239

Place : New Delhi

Date :

26 MAY 2023

STEIN PROPBUILD PRIVATE LIMITED
STATEMENT OF PROFIT AND LOSS FOR THE YEAR ENDED 31 MARCH 2023
(Amount in rupees hundred, unless otherwise stated)

Particulars	Notes	31 March 2023	31 March 2022
INCOME			
Revenue from operations		-	-
Total Income (I)		-	-
EXPENSES			
Finance costs	10	6.49	12.39
Other expenses	11	115.08	95.08
Total Expenses (II)		121.57	107.47
Profit/(Loss) before tax from continuing operations (I-II)		(121.57)	(107.47)
Tax expense:			
Current tax		-	-
Profit/(Loss) for the year from continuing operations		(121.57)	(107.47)
Other Comprehensive Income			
		-	-
Total other comprehensive income for the year, net of tax		-	-
Total comprehensive income/(loss) for the year, net of tax		(121.57)	(107.47)
Earnings per equity share (computed on the basis of profit/(loss) for the year):			
(1) Basic	12	(1.22)	(1.07)
(2) Diluted		(1.22)	(1.07)
Summary of significant accounting policies	3		

The accompanying notes are an integral part of the financial statements.

As per our report of even date

For Rajeev & Ajay
Firm registration No.: 009977N
Chartered Accountants


Ajay Kumar Sachdeva
Partner
Membership No.: 084302

For and on behalf of the Board of Directors of
STEIN PROPBUILD PRIVATE LIMITED


Reena Gulati Kharb
Director
DIN- 08129092


Deepak Chandra Thawal
Director
DIN-09815239

Place : New Delhi

Date :

26 MAY 2023

STENT PROPBUILD PRIVATE LIMITED
BALANCE SHEET AS AT 31 MARCH 2023
(Amount in rupees hundred, unless otherwise stated)

	Notes	As at 31 March 2023	As at 31 March 2022
ASSETS			
Current assets			
Financial assets			
Cash and cash equivalents	4	277.54	284.03
Other financial assets	5	48,069.10	48,069.10
		48,346.64	48,353.13
Total Assets		48,346.64	48,353.13
EQUITY AND LIABILITIES			
Equity			
Equity share capital	6	1,000.00	1,000.00
Other equity	7	(1,759.06)	(1,613.89)
Total equity		(759.06)	(613.89)
LIABILITIES			
Current liabilities			
Financial liabilities			
Trade payables	8	-	-
-total outstanding dues of micro and small enterprises		-	-
-total outstanding dues other than micro and small enterprises		79.00	59.00
Other current liabilities	9	49,026.70	48,908.02
Total liabilities		49,105.70	48,967.02
Total Equity and Liabilities		48,346.64	48,353.13
Summary of significant accounting policies	3		


The accompanying notes are an integral part of the financial statements.

As per our report of even date

For Rajeev & Ajay
Firm registration No. : 009977N
Chartered Accountants

Ajay Kumar Sachdeva
Partner
Membership No. : 084302

For and on behalf of the Board of Directors of
STENT PROPBUILD PRIVATE LIMITED


Saurabh Kumar Blaggan **Rahul**
Director Director
DIN- 10049113 DIN- 09331369

Place : New Delhi
Date :
26 MAY 2023

STENT PROPBUILD PRIVATE LIMITED
STATEMENT OF PROFIT AND LOSS FOR THE YEAR ENDED 31 MARCH 2023
(Amount in rupees hundred, unless otherwise stated)

Particulars	Notes	31 March 2023	31 March 2022
INCOME			
Revenue from operations		-	-
Total Income (I)		-	-
EXPENSES			
Finance costs	10	6.49	6.49
Other expenses	11	138.68	104.44
Total Expenses (II)		145.17	110.93
Profit/(Loss) before tax from continuing operations (I-II)		(145.17)	(110.93)
Tax expense:			
Current Tax		-	-
Profit/(Loss) for the year from continuing operations		(145.17)	(110.93)
Other Comprehensive Income			
		-	-
Total other comprehensive income for the year, net of tax		-	-
Total comprehensive income/(loss) for the year, net of tax		(145.17)	(110.93)
Earnings per equity share (computed on the basis of profit/(loss) for the year):			
(1) Basic	12	(1.45)	(1.11)
(2) Diluted		(1.45)	(1.11)

Summary of significant accounting policies

3

The accompanying notes are an integral part of the financial statements.

As per our report of even date

For Rajeev & Ajay

Firm registration No : 009977N

Chartered Accountants

Ajay Kumar Sachdeva

Partner

Membership No. 684392



For and on behalf of the Board of Directors of
STENT PROPBUILD PRIVATE LIMITED

S. Kr.

Saurabh Kumar Blaggan

Director

DIN- 10049113

Rahul

Rahul

Director

DIN- 09331369

Place : New Delhi

Date :

26 MAY 2023

STRUT PROPBUILD PRIVATE LIMITED
BALANCE SHEET AS AT 31 MARCH 2023
(Amount in rupees hundred, unless otherwise stated)

	Notes	As at 31 March 2023	As at 31 March 2022
ASSETS			
Current assets			
Financial assets			
Cash and cash equivalents	4	505.69	242.23
Total Assets		505.69	242.23
EQUITY AND LIABILITIES			
Equity			
Equity share capital	5	1,000.00	1,000.00
Other equity	6	(3,128.80)	(3,007.18)
Total equity		(2,128.80)	(2,007.18)
LIABILITIES			
Current liabilities			
Financial liabilities			
Trade payables	7	-	-
- total outstanding dues of micro and small enterprises		-	-
- total outstanding dues other than micro and small enterprises		79.00	59.00
Other current liabilities	8	2,555.49	2,190.41
Total liabilities		2,634.49	2,249.41
Total Equity and Liabilities		505.69	242.23

Summary of significant accounting policies

3

The accompanying notes are an integral part of the financial statements.

As per our report of even date

For Rajeev & Ajay
Firm registration No.: 009977N
Chartered Accountants

Ajay Kumar Sachdeva
Partner
Membership No.: 084302



For and on behalf of the Board of Directors of
STRUT PROPBUILD PRIVATE LIMITED


Rahul
Director
DIN- 09331369


Ovais Ali Khan
Director
DIN- 08455167

Place : New Delhi

Date :

26 MAY 2023

STRUT PROPBUILD PRIVATE LIMITED
STATEMENT OF PROFIT AND LOSS FOR THE YEAR ENDED 31 MARCH 2023
(Amount in rupees hundred, unless otherwise stated)

Particulars	Notes	31 March 2023	31 March 2022
INCOME			
Revenue from operations		-	-
Total Income (I)		-	-
EXPENSES			
Finance costs	9	6.54	6.49
Other expenses	10	115.08	98.20
Total Expenses (II)		121.62	104.69
Profit/(Loss) before tax from continuing operations (I-II)		(121.62)	(104.69)
Tax expense			
Current Tax		-	-
Profit/(Loss) for the year from continuing operations		(121.62)	(104.69)
Other Comprehensive Income			
		-	-
Total other comprehensive income for the year, net of tax		-	-
Total comprehensive income/(loss) for the year, net of tax		(121.62)	(104.69)
Earnings per equity share (computed on the basis of profit/(loss) for the year):	11		
(1) Basic		(1.22)	(1.05)
(2) Diluted		(1.22)	(1.05)

Summary of significant accounting policies

3

The accompanying notes are an integral part of the financial statements.

As per our report of even date

For Rajeev & Ajay
Firm registration No : 009977N
Chartered Accountants


Ajay Kumar Sachdeva
Partner
Membership No. : 084302

For and on behalf of the Board of Directors of
STRUT PROPBUILD PRIVATE LIMITED


Rahul
Director
DIN- 09331369


Omis Ali Khan
Director
DIN- 08455167

Place : New Delhi

Date :

26 MAY 2023

SUKHJIT PROJECTS PRIVATE LIMITED
BALANCE SHEET AS AT 31 MARCH 2023
(Amount in rupees hundred, unless otherwise stated)

	Notes	As at 31 March 2023	As at 31 March 2022
ASSETS			
Non-current assets			
Financial Assets			
Investments	4	3,17,719.57	3,17,719.57
		<u>3,17,719.57</u>	<u>3,17,719.57</u>
Current assets			
Financial assets			
Cash and cash equivalents	5	494.97	218.22
		<u>494.97</u>	<u>218.22</u>
Total Assets		<u>3,18,214.54</u>	<u>3,17,937.79</u>
EQUITY AND LIABILITIES			
Equity			
Equity share capital	6	1,000.00	1,000.00
Other equity	7	(5,387.28)	(5,269.07)
Total equity		<u>(4,387.28)</u>	<u>(4,269.07)</u>
LIABILITIES			
Current liabilities			
Financial liabilities			
Trade payables	8	-	-
-total outstanding dues of micro and small enterprises		-	-
-total outstanding dues other than micro and small enterprises		79.00	59.00
Other current liabilities	9	3,22,522.82	3,22,147.86
Total liabilities		<u>3,22,601.82</u>	<u>3,22,206.86</u>
Total Equity and Liabilities		<u>3,18,214.54</u>	<u>3,17,937.79</u>

Summary of significant accounting policies 3

The accompanying notes are an integral part of the financial statements.

As per our report of even date

For Rajeev & Ajay

Firm registration No : 009977N
Chartered Accountants

Ajay Kumar Sachdev
Partner
Membership No. : 084302



For and on behalf of the Board of Directors of
SUKHJIT PROJECTS PRIVATE LIMITED

Vinod Balhara
Director
DIN-08129149

Manish Kumar
Director
DIN- 08376582

Place : New Delhi

Date :

26 MAY 2023

SUKHJIT PROJECTS PRIVATE LIMITED
 STATEMENT OF PROFIT AND LOSS FOR THE YEAR ENDED 31 MARCH 2023
 (Amount in rupees hundred, unless otherwise stated)

Particulars	Notes	31 March 2023	31 March 2022
INCOME			
Revenue from operations		-	-
Total Income		-	-
EXPENSES			
Finance costs	10	3.25	6.49
Other expenses	11	114.96	103.20
Total Expenses (II)		118.21	109.69
Profit/(Loss) before tax from continuing operations (I-II)		(118.21)	(109.69)
Tax expense:			
Current Tax		-	-
Profit/(Loss) for the year from continuing operations		(118.21)	(109.69)
Other Comprehensive Income			
		-	-
Total other comprehensive income for the year, net of tax		-	-
Total comprehensive income/(loss) for the year, net of tax		(118.21)	(109.69)
Earnings per equity share (computed on the basis of profit/(loss) for the year):	12		
(1) Basic		(1.18)	(1.10)
(2) Diluted		(1.18)	(1.10)

Summary of significant accounting policies 3

The accompanying notes are an integral part of the financial statements.

As per our report of even date

For Rajeev & Ajay
 Firm registration No : 009977N
 Chartered Accountants

Ajay Kumar Sachdeva
 Partner
 Membership No. : 084302



For and on behalf of the Board of Directors of
 SUKHJIT PROJECTS PRIVATE LIMITED

Vinod Balhara
 Director
 DIN-08129149

Manish Kumar
 Director
 DIN- 08376582

Place : New Delhi

Date :

26 MAY 2023

TACERY BUILDERS PRIVATE LIMITED
BALANCE SHEET AS AT 31 MARCH 2023
(Amount in rupees hundred, unless otherwise stated)

	Notes	
	As at 31 March 2023	As at 31 March 2022
ASSETS		
Current assets		
Inventories	19,196.30	11,87,784.53
Financial assets		
Cash and cash equivalents	244.77	251.25
Other financial assets	42,581.63	42,585.73
Current tax assets (net)	251.67	-
Total Assets	62,274.37	12,30,621.51
EQUITY AND LIABILITIES		
Equity		
Equity share capital	1,000.00	1,000.00
Other equity	(1,996.98)	(2,754.23)
Total equity	(996.98)	(1,754.23)
LIABILITIES		
Current liabilities		
Financial liabilities		
Trade payables	79.00	59.00
-total outstanding dues of micro and small enterprises		
-total outstanding dues other than micro and small enterprises	63,192.35	12,32,316.75
Other current liabilities	63,271.35	12,32,375.75
Total liabilities	63,271.35	12,32,375.75
Total Equity and Liabilities	62,274.37	12,30,621.51

Summary of significant accounting policies 3
The accompanying notes are an integral part of the financial statements.

As per our report of even date

For NAVRATN & CO LLP

Firm Reg. No. - NS09107

Chartered Accountants

Nikhil Chittal

Partner

Membership No. - 09571



Place : Gurgaon

Date : 26 MAY 2023

For and on behalf of the Board of Directors of
TACERY BUILDERS PRIVATE LIMITED

V. Radha Krishna
V. Radha Krishna
Director

Mandish Kumar
Mandish Kumar
Director

DDN-05268278 DIN-08176582

TACERY BUILDERS PRIVATE LIMITED
STATEMENT OF PROFIT AND LOSS FOR THE YEAR ENDED 31 MARCH 2023
(Amount in rupees hundred, unless otherwise stated)

Particulars	Notes	31 March 2023	31 March 2022
INCOME			
Revenue from operations	12	1,028.12	-
Total Income		1,028.12	-
EXPENSES			
Other expenses	13	111.96	101.32
Finance costs	14	10.58	6.54
Total Expenses		122.54	107.86
Profit/(loss) before tax from continuing operations		905.58	(107.86)
Tax expense:			
Current tax		148.33	-
Profit/(Loss) for the year from continuing operations		757.26	(107.86)
Other comprehensive income		-	-
Total other comprehensive income for the year, net of tax		-	-
Total comprehensive income/(loss) for the year, net of tax		757.26	(107.86)
Earnings per equity share:	15		
(1) Basic		7.57	(1.08)
(2) Diluted		7.57	(1.08)

Summary of significant accounting policies

The accompanying notes are an integral part of the financial statements.

As per our report of even date

For NAVRATN & CO LLP
Firm Reg. No.: NS00107
Chartered Accountants
Nigdar Mittal
Partner
Membership No.: 0953



For and on behalf of the Board of Directors of
TACERY BUILDERS PRIVATE LIMITED

V. Radha Varma
Director
DIN-05268278

Manish Kumar
Director
DIN-08376582

Place : Gurugram

Date : 16 MAY 2023

TANMAY DEVELOPERS PRIVATE LIMITED
STATEMENT OF PROFIT AND LOSS FOR THE YEAR ENDED 31 MARCH 2023
(Amount in rupees hundred, unless otherwise stated)

Particulars	Notes	31 March 2023	31 March 2022
INCOME			
Revenue from operations	13	-	89.29
Total Income		-	89.29
EXPENSES			
Finance costs	14	4.87	6.49
Other expenses	15	159.92	2,792.68
Total Expenses		155.79	2,799.17
Profit/(Loss) before tax from continuing operations		(155.79)	(2,636.88)
Tax expense:			
Current tax		-	-
Profit/(Loss) for the year from continuing operations		(155.79)	(2,636.88)
Other comprehensive income		-	-
Total other comprehensive income/(loss) for the year, net of tax		-	-
Total comprehensive income/(loss) for the year, net of tax		(155.79)	(2,636.88)
Earnings per equity share:			
(1) Basic	16	(1.56)	(0.26)
(2) Diluted		(1.56)	(0.26)

Summary of significant accounting policies

The accompanying notes are an integral part of the financial statements.

As per our report of even date

For N A V R A T N & CO LLP
Firm Reg. No.: NS50107
Chartered Accountants



Nishu Mittal
Partner
Membership No.: 0953

For and on behalf of the Board of Directors of
TANMAY DEVELOPERS PRIVATE LIMITED

P.K. Saini
Pravesh Kumar
Director
DIN-08376738

Ovais Ali Khan
Director
DIN-08455167

Place : Gurgaon

Date :

26 MAY 2023

TINNITUS BUILDERS PRIVATE LIMITED
BALANCE SHEET AS AT 31 MARCH 2023
(Amount in rupees hundred, unless otherwise stated)

	Notes	As at 31 March 2023	As at 31 March 2022
ASSETS			
Current assets			
Financial assets			
Cash and cash equivalents	4	256.56	243.05
Other current assets	5	-	-
Total Assets		256.56	243.05
EQUITY AND LIABILITIES			
Equity			
Equity share capital	6	1,000.00	1,000.00
Other equity	7	(1,69,080.21)	(1,68,958.64)
Total equity		(1,68,080.21)	(1,67,958.64)
LIABILITIES			
Current liabilities			
Financial liabilities			
Trade payables	8	-	-
-total outstanding dues of micro and small enterprises		-	-
-total outstanding dues other than micro and small enterprises		79.00	59.00
Other current liabilities	9	1,68,257.77	1,68,142.69
Total liabilities		1,68,336.77	1,68,201.69
Total Equity and Liabilities		256.56	243.05

Summary of significant accounting policies


3

The accompanying notes are an integral part of the financial statements.

As per our report of even date

For Rajeev & Ajay
Firm registration No : 009977N
Chartered Accountants

Ajay Kumar Sachdeva
Partner
Membership No. : 084302



For and on behalf of the Board of Directors of
TINNITUS BUILDERS PRIVATE LIMITED

Deepak Chandra Thawal Manoj Lamba
Director Director
DIN- 09815239 DIN- 09718405

Place : New Delhi

Date :

26 MAY 2023

TINNITUS BUILDERS PRIVATE LIMITED
STATEMENT OF PROFIT AND LOSS FOR THE YEAR ENDED 31 MARCH 2023
(Amount in rupees hundred, unless otherwise stated)

Particulars	Notes	31 March 2023	31 March 2022
INCOME			
Revenue from operations		-	-
Total Income (I)		-	-
EXPENSES			
Finance costs	10	6.49	6.49
Other expenses	11	115.08	98.20
Total Expenses (II)		121.57	104.69
Profit/(Loss) before tax from continuing operations (I-II)		(121.57)	(104.69)
Tax expense:			
Current Tax		-	-
Profit/(Loss) for the year from continuing operations		(121.57)	(104.69)
Other Comprehensive Income			
		-	-
Total other comprehensive income for the year, net of tax		-	-
Total comprehensive income/(loss) for the year, net of tax		(121.57)	(104.69)
Earnings per equity share (computed on the basis of profit/(loss) for the year):			
(1) Basic	12	(1.22)	(1.05)
(2) Diluted		(1.22)	(1.05)

Summary of significant accounting policies 3

The accompanying notes are an integral part of the financial statements.

As per our report of even date

For Rajeev & Ajay
Firm registration No : 009977N
Chartered Accountants


Ajay Kumar Sachdeva
Partner
Membership No. : 084302

For and on behalf of the Board of Directors of
TINNITUS BUILDERS PRIVATE LIMITED


Deepak Chandra Thawal
Director
DIN- 09815239


Mahoj Lamba
Director
DIN- 09718405

Place : New Delhi

Date :

26 MAY 2023

TOCSIN BUILDERS PRIVATE LIMITED
BALANCE SHEET AS AT 31 MARCH 2023
 (Amount in rupees hundred, unless otherwise stated)

Notes	As at 31 March 2023	As at 31 March 2022
ASSETS		
Current assets		
Inventories	12,36,099.65	12,36,090.39
Financial assets		
Cash and cash equivalents	269.67	209.82
Other financial assets	2,329.52	1,11,297.02
Other current assets	-	-
Current tax assets (net)	39,294.45	39,294.45
Total Assets	12,77,993.29	13,86,891.68
EQUITY AND LIABILITIES		
Equity		
Equity share capital	1,000.00	1,000.00
Other equity	(77,775.75)	(77,619.59)
Total equity	(76,775.75)	(76,619.59)
LIABILITIES		
Current liabilities		
Financial liabilities		
Trade payables	79.00	59.00
-total outstanding dues of micro and small enterprises	-	-
-total outstanding dues other than micro and small enterprises	-	-
Other current liabilities	13,54,690.04	14,63,452.27
Total liabilities	13,54,769.04	14,63,511.27
Total Equity and Liabilities	12,77,993.29	13,86,891.68

Summary of significant accounting policies

The accompanying notes are an integral part of the financial statements.

As per our report of even date

For **NAVATN & CO LLP**
 Firms Reg. No.: NS00107
 Chartered Accountants



Nilish Mittal
 Partner
 Membership No.: 095371

Place : Gurugram
 Date : **26 MAY 2023**

For and on behalf of the Board of Directors of
TOCSIN BUILDERS PRIVATE LIMITED
V. Radha Krishna
 Vazhakkate Radha Krishna
 Director
 DIN-05268278

Mihooj Lamba
 Director
 DIN-09718405

TOCSIN BUILDERS PRIVATE LIMITED
STATEMENT OF PROFIT AND LOSS FOR THE YEAR ENDED 31 MARCH 2023
(Amount in rupees hundred, unless otherwise stated)

Particulars	31 March 2023	31 March 2022
INCOME		
Revenue from operations	-	123.73
Total Income	-	123.73
EXPENSES		
Finance costs	5.15	6.49
Other expenses	151.01	104.43
Total Expenses	156.16	110.92
Profit / (Loss) before tax	(156.16)	12.81
Tax expense:		
Current tax	-	-
Profit / (Loss) for the year	(156.16)	12.81
Other comprehensive income/(loss)	-	-
Total other comprehensive income/(loss) for the year, net of tax	-	-
Total comprehensive income/(loss) for the year, net of tax	(156.16)	12.81
Earnings per equity share:		
(1) Basic	(1.56)	0.13
(2) Diluted	(1.56)	0.13

Summary of significant accounting policies

The accompanying notes are an integral part of the financial statements.

As per our report of even date

For N A V R A T N & C O L L P
Firm Reg. No.: NS90107
Chartered Accountants

Nikhil Yitral
Partner
Membership No.: 095371



For and on behalf of the Board of Directors of
TOCSIN BUILDERS PRIVATE LIMITED

V. Radha Lakshmi
Vazhakkate Radha Krishna
Director
DIN-05268278

Manoj Lamba
Director
DIN-09718405

Place : Gurugram

Date :

26 MAY 2023

TOFF BUILDERS PRIVATE LIMITED
BALANCE SHEET AS AT 31 MARCH 2023
(Amount in rupees hundred, unless otherwise stated)

Notes	As at 31 March 2023	As at 31 March 2022
ASSETS		
Current assets		
Inventories	4,83,611.03	4,83,666.62
Financial assets		
Cash and cash equivalents	272.68	210.01
Other financial assets	601.46	2,720.62
Other current assets	-	-
Total Assets	4,84,485.17	4,86,597.25
EQUITY AND LIABILITIES		
Equity		
Equity share capital	1,000.00	1,000.00
Other equity	(3,67,110.22)	(3,67,011.71)
Total equity	(3,66,110.22)	(3,66,011.71)
LIABILITIES		
Current liabilities		
Financial liabilities	-	-
Trade payables	79.00	59.00
-total outstanding dues of micro and small enterprises	-	-
-total outstanding dues other than micro and small enterprises	8,50,536.39	8,52,549.96
Other current liabilities	8,50,615.39	8,52,608.96
Total liabilities	4,84,485.17	4,86,597.25
Total Equity and Liabilities	4,84,485.17	4,86,597.25
Summary of significant accounting policies		3

The accompanying notes are an integral part of the financial statements.

As per our report of even date

For N A V R A T N & CO LLP

Firm Reg. No.: NS00107

Chartered Accountants

(Signature)

Nitish Mittal

Partner

Membership No.: 095371



Place : Gurgaon

Date :

26 MAY 2023

For and on behalf of the Board of Directors of
TOFF BUILDERS PRIVATE LIMITED

(Signature)

Vaahakate Radha Krishna

Director

Director

DIN-05268278

DIN-08380333

TOFF BUILDERS PRIVATE LIMITED
STATEMENT OF PROFIT AND LOSS FOR THE YEAR ENDED 31 MARCH 2023
(Amount in rupees hundred, unless otherwise stated)

Particulars	31 March 2023	31 March 2022
INCOME		
Revenue from operations	-	-
Total Income	-	-
EXPENSES		
Finance costs	6.49	6.49
Other expenses	112.02	104.43
Total Expenses	118.51	110.92
Profit/(Loss) before tax from continuing operations	(118.51)	(110.92)
Tax expense:		
Current tax	-	-
Profit/(Loss) for the year from continuing operations	(118.51)	(110.92)
Other comprehensive income	-	-
Total other comprehensive income for the year, net of tax	-	-
Total comprehensive income/(loss) for the year, net of tax	(118.51)	(110.92)
Earnings per equity share:		
(1) Basic	(1.19)	(1.11)
(2) Diluted	(1.19)	(1.11)

Summary of significant accounting policies

The accompanying notes are an integral part of the financial statements.

As per our report of even date

For N A V R A T N & CO LLP

Firm Reg. No.: NS00107

Chartered Accountants

Nishu Mittal

Partner

Membership No.: 0953



Place : Gurgaon

Date :

26 MAY 2023

For and on behalf of the Board of Directors of
TOFF BUILDERS PRIVATE LIMITED

Varshakate Radha Krishna

Director

DDN-05268278

Kumar Chand

Director

DDN-08380333

(Signature of Varshakate Radha Krishna)

TOME BUILDERS PRIVATE LIMITED
BALANCE SHEET AS AT 31 MARCH 2023
(Amount in rupees hundred, unless otherwise stated)

	Notes	As at 31 March 2023	As at 31 March 2022
ASSETS			
Current assets			
Financial assets			
Cash and cash equivalents	4	256.03	242.52
Total Assets		256.03	242.52
EQUITY AND LIABILITIES			
Equity			
Equity share capital	5	1,000.00	1,000.00
Other equity	6	(2,51,835.40)	(2,51,716.95)
Total equity		(2,50,835.40)	(2,50,716.95)
LIABILITIES			
Current liabilities			
Financial liabilities			
Trade payables	7	-	-
-total outstanding dues of micro and small enterprises		-	-
-total outstanding dues other than micro and small enterprises		79.00	59.00
Other current liabilities	8	2,51,012.43	2,50,900.47
Total liabilities		2,51,091.43	2,50,959.47
Total Equity and Liabilities		256.03	242.52

Summary of significant accounting policies 3

The accompanying notes are an integral part of the financial statements.

As per our report of even date

For Rajeev & Ajay
Firm registration No : 009977N
Chartered Accountants


Ajay Kumar Sachdeva
Partner
Membership No. : 084392

For and on behalf of the Board of Directors of
TOME BUILDERS PRIVATE LIMITED


Kumar Chand
Director
DIN- 08380333


Vazhakkate Radha Krishna
Director
DIN- 05268278

Place : New Delhi
Date :

26 MAY 2023

TOME BUILDERS PRIVATE LIMITED
STATEMENT OF PROFIT AND LOSS FOR THE YEAR ENDED 31 MARCH 2023
(Amount in rupees hundred, unless otherwise stated)

Particulars	Notes	31 March 2023	31 March 2022
INCOME			
Revenue from operations		-	-
Total Income (I)		-	-
EXPENSES			
Finance costs	9	6.49	6.49
Other expenses	10	111.96	98.20
Total Expenses (II)		118.45	104.69
Profit/(Loss) before tax from continuing operations (I-II)		(118.45)	(104.69)
Tax expense:			
Current Tax		-	-
Profit/(Loss) for the year from continuing operations		(118.45)	(104.69)
Other Comprehensive Income			
		-	-
Total other comprehensive income/(loss) for the year, net of tax		-	-
Total comprehensive income/(loss) for the year, net of tax		(118.45)	(104.69)
Earnings per equity share (computed on the basis of profit/(loss) for the year):	11		
(1) Basic		(1.18)	(1.05)
(2) Diluted		(1.18)	(1.05)
Summary of significant accounting policies	3		


The accompanying notes are an integral part of the financial statements.

As per our report of even date

For Rajeev & Ajay
Firm registration No: 009977N
Chartered Accountants


Ajay Kumar Sachdeva
Partner
Membership No. : 084302

For and on behalf of the Board of Directors of
TOME BUILDERS PRIVATE LIMITED


Kumar Chand
Director
DIN- 08380333


Vzhakkate Radha Krishna
Director
DIN- 05268278

Place : New Delhi

Date :

26 MAY 2023

TOMTOM BUILDERS PRIVATE LIMITED
BALANCE SHEET AS AT 31 MARCH 2023
(Amount in rupees hundred, unless otherwise stated)

	Notes	As at 31 March 2023	As at 31 March 2022
ASSETS			
Current assets			
Inventories	4	22,17,317.01	22,14,906.42
Financial assets			
Cash and cash equivalents	5	295.15	301.64
Other current assets	6	42,369.04	42,369.04
Total Assets		22,59,981.20	22,57,577.10
EQUITY AND LIABILITIES			
Equity			
Equity share capital	7	1,000.00	1,000.00
Other equity	8	(5,83,499.70)	(5,83,357.65)
Total equity		(5,82,499.70)	(5,82,357.65)
LIABILITIES			
Current liabilities			
Financial liabilities			
Trade payables	9	-	-
-total outstanding dues of micro and small enterprises			
-total outstanding dues other than micro and small enterprises		79.00	59.00
Other current liabilities	10	28,42,347.70	28,39,821.55
Current tax liabilities (net)	11	54.20	54.20
Total liabilities		28,42,480.90	28,39,934.75
Total Equity and Liabilities		22,59,981.20	22,57,577.10

Summary of significant accounting policies

3

The accompanying notes are an integral part of the financial statements.

As per our report of even date

For Rajeev & Ajay

Firm registration No. : 009027N

Chartered Accountants

Ajay Kumar Sachdeva

Partner

Membership No. : 081302



For and on behalf of the Board of Directors of
TOMTOM BUILDERS PRIVATE LIMITED

Tanuj Kumar Shorya

Director

DIN- 09793807

Jitesh Sharma

Director

DIN- 08428478

Place : New Delhi

Date :

26 MAY 2023


TOMTOM BUILDERS PRIVATE LIMITED
STATEMENT OF PROFIT AND LOSS FOR THE YEAR ENDED 31 MARCH 2023
(Amount in rupees hundred, unless otherwise stated)

Particulars	Notes	31 March 2023	31 March 2022
INCOME			
Revenue from operations		-	-
Total Income (I)		-	-
EXPENSES			
Finance costs	12	6.49	7.02
Other expenses	13	135.56	15,832.57
Total Expenses (II)		142.05	15,839.59
Profit/(Loss) before tax from continuing operations (I-II)		(142.05)	(15,839.59)
Tax expense:			
Current tax		-	-
Profit/(Loss) for the year from continuing operations		(142.05)	(15,839.59)
Other comprehensive income			
Total other comprehensive income for the year, net of tax		-	-
Total comprehensive income/(loss) for the year, net of tax		(142.05)	(15,839.59)
Earnings per equity share:			
(1) Basic	14	(1.42)	(158.40)
(2) Diluted		(1.42)	(158.40)
Summary of significant accounting policies	3		

The accompanying notes are an integral part of the financial statements.


As per our report of even date

For Rajeev & Ajay
Firm registration No : 009927N
Chartered Accountants


Ajay Kumar Sachdeva
Partner
Membership No. : 084302



For and on behalf of the Board of Directors of
TOMTOM BUILDERS PRIVATE LIMITED


Tanuj Kumar Shorya
Director
DIN- 09793807


Jitesh Sharma
Director
DIN- 08428478

Place : New Delhi

Date :

26 MAY 2023

TRATTORIA PROPERTIES PRIVATE LIMITED
BALANCE SHEET AS AT 31 MARCH 2023
(Amount in rupees hundred, unless otherwise stated)

	As at 31 March 2023	As at 31 March 2022
ASSETS		
Current assets		
Inventories	9,84,227.68	9,84,227.68
Financial assets		
Cash and cash equivalents	243.27	209.76
Other current assets		
Total Assets	9,84,470.95	9,84,437.44
EQUITY AND LIABILITIES		
Equity		
Equity share capital	1,000.00	1,000.00
Other equity	-4,528.74	-4,647.19
Total equity	-5,528.74	-5,647.19
LIABILITIES		
Current liabilities		
Financial liabilities		
Trade payables		
-total outstanding dues of micro and small enterprises	-	-
-total outstanding dues other than micro and small enterprises	55.40	35.40
Other current liabilities	9,78,886.81	9,78,754.85
Total liabilities	9,78,942.21	9,78,790.25
Total Equity and Liabilities	9,84,470.95	9,84,437.44

Summary of significant accounting policies

3

The accompanying notes are an integral part of the financial statements.


As per our report of even date


For NAVRATN & CO LLP
Firm Reg. No.: NS00107
Chartered Accountants


Nisha Mittal
Partner
Membership No.: 095371



For and on behalf of the Board of Directors of
TRATTORIA PROPERTIES PRIVATE LIMITED


Sachin Poonia
Director
DIN-09355915


Deepak Jain
Director
DIN-08129166

Place : Gurugram

Date : **26 MAY 2023**

TRATTORIA PROPERTIES PRIVATE LIMITED
STATEMENT OF PROFIT AND LOSS FOR THE YEAR ENDED 31 MARCH 2023
(Amount in rupees hundred, unless otherwise stated)

Particulars	Notes	31 March 2023	31 March 2022
INCOME			
Revenue from operations		-	-
Total Income		-	-
EXPENSES			
Finance costs	11	6.49	6.49
Other expenses	12	111.96	107.56
Total Expenses		118.45	114.05
(Loss) before tax from continuing operations		(118.45)	(114.05)
Tax expense:			
Current tax		-	-
(Loss) for the year from continuing operations		(118.45)	(114.05)
Other comprehensive income		-	-
Total other comprehensive income/(loss) for the year, net of tax		-	-
Total comprehensive (loss) for the year, net of tax		(118.45)	(114.05)
Earnings per equity share:			
(1) Basic	13	(1.18)	(1.14)
(2) Diluted		(1.18)	(1.14)

Summary of significant accounting policies

The accompanying notes are an integral part of the financial statements.

As per our report of even date

For NAVRATN & CO LLP
Firm Reg. No.: NS00107
Chartered Accountants



Nishu Mittal
Nishu Mittal
Partner
Membership No.: 095

For and on behalf of the Board of Directors of
TRATTORIA PROPERTIES PRIVATE LIMITED

Sachin Poonia
Sachin Poonia
Director
DIN-09355915

Deepak Jain
Deepak Jain
Director
DIN-08129166

Place : Gurugram
Date : **26 MAY 2023**



Date: 28 MAR 2022

Place: Bangalore

Member No.: 0951

Member Name: **TRAILER PROPERTIES PRIVATE LIMITED**

Chartered Accountant

Firm Reg. No.: 7499107

As per our report of even date

The accompanying notes are an integral part of the financial statements.

Summary of significant accounting policies

Total Equity and Liabilities

Total Assets

Other current liabilities

Total equity and liabilities

Total assets

Current liabilities

LIABILITIES

Equity

Equity share capital

Other equity

Total equity

Equity and liabilities

Current tax assets (net)

Financial assets

Other assets

Total assets

ASSETS

TRAILER PROPERTIES PRIVATE LIMITED
BALANCE SHEET AS AT 31 MARCH 2022
(Amount in rupees hundred, unless otherwise stated)

For and on behalf of the Board of Directors of
TRAILER PROPERTIES PRIVATE LIMITED
Director
Vijay Kumar Yadav
Director
DIN-0753274
DIN-0812916

Notes	As at 31 March 2022	As at 31 March 2021
1	1,000.00	1,000.00
2	13,737.99	13,737.99
3	(2,790.93)	(2,790.93)
4	98,879.78	98,879.78
5	244.68	207.93
6	99,128.65	99,087.71
7	1,01,225.37	1,01,225.37
8	1,01,128.70	1,01,128.70
9	79.00	79.00
10	59.00	59.00
11	99,128.65	99,087.71

TRAVELER PROPERTIES PRIVATE LIMITED
STATEMENT OF PROFIT AND LOSS FOR THE YEAR ENDED 31 MARCH 2023

(Amount in rupees hundred, unless otherwise stated)

Particulars	31 March 2023	31 March 2022
INCOME		
Revenue from operations	-	-
Total Income	-	-
EXPENSES		
Finance costs	7.25	6.49
Other expenses	138.65	104.44
Total Expenses	145.90	110.93
Profit/(Loss) before tax	(145.90)	(110.93)
Tax expense:		
Current tax	-	-
Profit/(Loss) for the year	(145.90)	(110.93)
Other comprehensive income		
Profit/(Loss) for the year, net of tax	(145.90)	(110.93)
Total comprehensive income/(Loss) for the year, net of tax	(145.90)	(110.93)
Earnings per equity share:		
(1) Basic	(1.52)	(1.13)
(2) Diluted	(1.52)	(1.13)
Statement of adjusted accounting policies		
3		

The accompanying notes are an integral part of the financial statements.

As per our report of even date

For and on behalf of the Board of Directors of
TRAVELER PROPERTIES PRIVATE LIMITED
 Vikas Kumar Yadav
 Director
 DIN: 0073936
 Deepak Jain
 Director
 DIN: 00129166

For N V T & Co LLP
 Firm Reg. No.: 300087
 Chartered Accountants
 Membership No.: 099333
 28 MAY 2023

TRIAD PROPERTIES PRIVATE LIMITED
BALANCE SHEET AS AT 31 MARCH 2023
(Amount in rupees hundred, unless otherwise stated)

	Notes	As at 31 March 2023	As at 31 March 2022
ASSETS			
Current assets			
Inventories	4	4,96,675.72	4,96,675.72
Financial assets			
Cash and cash equivalents	5	499.63	226.12
Other current assets	6	-	-
Total Assets		4,97,175.35	4,96,901.84
EQUITY AND LIABILITIES			
Equity			
Equity share capital	7	1,000.00	1,000.00
Other equity	8	(6,747.96)	(6,620.45)
Total equity		(5,747.96)	(5,620.45)
LIABILITIES			
Current liabilities			
Financial liabilities			
Trade payables	9	-	-
-total outstanding dues of micro and small enterprises			
-total outstanding dues other than micro and small enterprises		79.00	59.00
Other current liabilities	10	5,02,844.31	5,02,463.29
Total liabilities		5,02,923.31	5,02,522.29
Total Equity and Liabilities		4,97,175.35	4,96,901.84
Summary of significant accounting policies	3		

The accompanying notes are an integral part of the financial statements.


As per our report of even date

For Rajcev & Ajay
Firm registration No : 009977N
Chartered Accountants


Ajay Kumar Sachdeva
Partner
Membership No. : 084302

For and on behalf of the Board of Directors of
TRIAD PROPERTIES PRIVATE LIMITED


Amit Kumar
Director
DIN- 10059600


V. Radha Krishna
Director
DIN- 05268278

Place : New Delhi
Date :

26 MAY 2023

TRIAD PROPERTIES PRIVATE LIMITED
STATEMENT OF PROFIT AND LOSS FOR THE YEAR ENDED 31 MARCH 2023
(Amount in rupees hundred, unless otherwise stated)

Particulars	Notes	31 March 2023	31 March 2022
INCOME			
Revenue from operations		-	-
Total Income (I)		-	-
EXPENSES			
Finance costs	11	6.49	6.49
Other expenses	12	121.02	113.20
Total Expenses (II)		127.51	119.69
Profit/(Loss) before tax from continuing operations (I-II)		(127.51)	(119.69)
Tax expense:			
Current Tax		-	-
Profit/(Loss) for the year from continuing operations		(127.51)	(119.69)
Other Comprehensive Income			
		-	-
Total other comprehensive income/(loss) for the year, net of tax		-	-
Total comprehensive income/(loss) for the year, net of tax		(127.51)	(119.69)
Earnings per equity share (computed on the basis of profit/(loss) for the year):			
(1) Basic	13	(1.28)	(1.20)
(2) Diluted		(1.28)	(1.20)
Summary of significant accounting policies	3		

The accompanying notes are an integral part of the financial statements.

As per our report of even date

For Rajeev & Ajay
Firm registration No.: 009977N
Chartered Accountants

Ajay Kumar Sachdeva
Partner
Membership No.: 084302

For and on behalf of the Board of Directors of
TRIAD PROPERTIES PRIVATE LIMITED

Amit Kumar
Director
DIN- 10059600

V. Radha Krishna
Director
DIN- 05268278

Place : New Delhi

Date :

26 MAY 2023

STATEMENT OF PROFIT AND LOSS FOR THE YEAR ENDED 31 MARCH 2023
(Amounts in rupees hundred, unless otherwise stated)

Particulars	2023	2022
INCOME		
Revenue from operations	1.75	-
Total Income	1.75	-
EXPENSES		
Finance cost	0.49	-
Other expenses	12.52	-
Total Expenses	13.01	-
(Profit/Loss) before tax from continuing operations	(11.26)	-
Tax expense	(0.24)	-
Current tax	-	-
(Profit/Loss) for the year from continuing operations	(11.50)	-
Other comprehensive income	-	-
Total other comprehensive income/(loss) for the year, net of tax	-	-
Total comprehensive income/(loss) for the year, net of tax	(11.50)	-
Revenue per equity share	₹17	₹122
(₹) Dividend	₹1.19	₹1.22
Summary of significant accounting policies	3	

The accompanying notes are an integral part of the financial statements.

As per our report of even date

For NAYATKA COLLP

Chartered Accountants

From Reg. No. 1000407

Member No. 00517



18 MAY 2023

Place: Coimbatore

Date:

For and on behalf of the Board of Directors of
THREE VALLEY BUILD-CON PRIVATE LIMITED
Member No. 00517
Director
DIN:0055284
Sachin Prasad
DIN:0055915

Sachin Prasad

**UTKARSH BUILDCON PRIVATE LIMITED
BALANCE SHEET AS AT 31 MARCH 2023**

(Amount in rupees hundred, unless otherwise stated)

Notes	As at 31 March 2023	As at 31 March 2022
ASSETS		
Non-current assets		
Financial assets		
Investments		
Current assets		
Inventories		
Financial assets		
Cash and cash equivalents	26,06,148.54	21,16,102.70
Other financial assets	1,476.69	1,211.57
Other current assets	28,598.19	28,562.79
Current tax assets (net)	512.79	512.79
Total Assets	26,37,736.21	21,47,389.85
EQUITY AND LIABILITIES		
Equity		
Equity share capital	1,000.00	1,000.00
Other equity	46,702.14	46,801.86
Total equity	47,702.14	47,801.86
LIABILITIES		
Current liabilities		
Financial liabilities		
Trade payables		
-total outstanding dues of micro and small enterprises	79.00	59.00
-total outstanding dues other than micro and small enterprises	25,89,955.05	20,99,528.99
Other current liabilities	25,90,034.05	20,99,587.99
Total liabilities	26,37,736.21	21,47,389.85
Summary of significant accounting policies		
3		

The accompanying notes are an integral part of the financial statements.

As per our report of even date

For NAIRATN & CO LLP

Firm registration No.: NS00107

Chartered Accountants

Nishu Mittal

Partner

Membership No.: 09537



Place : Gurugram

Date :

26 MAY 2023

For and on behalf of the Board of Directors of
UTKARSH BUILDCON PRIVATE LIMITED

Sumant Batra

Director

DIN-09716451

Vivek Singh

Director

DIN-03466774

UTKARSH BUILDCON PRIVATE LIMITED
STATEMENT OF PROFIT AND LOSS FOR THE YEAR ENDED 31 MARCH 2023
 (Amount in rupees hundred, unless otherwise stated)

Particulars	31 March 2023	31 March 2022
INCOME		
Revenue from operations	21.72	21.72
Total Income	21.72	21.72
EXPENSES		
Finance costs	6.48	6.49
Other expenses	114.96	111.44
Total Expenses	121.44	117.93
Profit/(Loss) before tax from continuing operations	(99.72)	(117.93)
Tax expense:		
Current tax	-	-
Profit/(Loss) for the year from continuing operations	(99.72)	(117.93)
Other comprehensive income	-	-
Total other comprehensive income for the year, net of tax	-	-
Total comprehensive income/(loss) for the year, net of tax	(99.72)	(117.93)
Earnings per equity share:		
(1) Basic	(0.997)	(1.179)
(2) Diluted	(0.997)	(1.179)
Summary of significant accounting policies		
		3

The accompanying notes are an integral part of the financial statements.

As per our report of even date

For NAVRATN & CO LLP
 Firm registration No.: NS00107
 Chartered Accountants

Nishu Mittal
 Partner
 Membership No.: 09537



Place : Gurugram
 Date : 26 MAY 2023

For and on behalf of the Board of Directors of
UTKARSH BUILDCON PRIVATE LIMITED

Vivek Singh
 Director
 DIN-03466774

Suman Bhatia
 Director
 DIN-09718451

VERSATILE CONBUILD PRIVATE LIMITED
BALANCE SHEET AS AT 31 MARCH 2023
(Amount in rupees hundred, unless otherwise stated)

	Notes	As at 31 March 2023	As at 31 March 2022
ASSETS			
Non-current assets			
Financial Assets			
Investments	4	1,02,000.00	1,02,000.00
		<u>1,02,000.00</u>	<u>1,02,000.00</u>
Current assets			
Financial assets			
Cash and cash equivalents	5	253.29	228.16
		<u>253.29</u>	<u>228.16</u>
Total Assets		<u><u>1,02,253.29</u></u>	<u><u>1,02,228.16</u></u>
EQUITY AND LIABILITIES			
Equity			
Equity share capital	6	1,000.00	1,000.00
Other equity	7	(1,818.44)	(1,698.49)
Total equity		<u>(818.44)</u>	<u>(698.49)</u>
LIABILITIES			
Current liabilities			
Financial liabilities			
Trade payables	8	-	-
-total outstanding dues of micro and small enterprises			
-total outstanding dues other than micro and small enterprises		79.00	59.00
Other current liabilities	9	1,02,992.73	1,02,867.65
Total liabilities		<u>1,03,071.73</u>	<u>1,02,926.65</u>
Total Equity and Liabilities		<u><u>1,02,253.29</u></u>	<u><u>1,02,228.16</u></u>

Summary of significant accounting policies

3

The accompanying notes are an integral part of the financial statements.

As per our report of even date

For Rajeev & Ajay
Firm registration No : 009977N
Chartered Accountants

Jawad
Ajay Kumar Sachdeva
Partner
Membership No. : 084302



For and on behalf of the Board of Directors of
VERSATILE CONBUILD PRIVATE LIMITED

Vikas K. Yadav

Vikas Kumar Yadav
Director
DIN-09753074

Rohit Rawat

Rohit Rawat
Director
DIN-08298761

Place : New Delhi

Date :

26 MAY 2023

VERSATILE CONBUILD PRIVATE LIMITED
STATEMENT OF PROFIT AND LOSS FOR THE YEAR ENDED 31 MARCH 2023
(Amount in rupees hundred, unless otherwise stated)

Particulars	Notes	31 March 2023	31 March 2022
INCOME			
Revenue from operations		-	-
Total Income (I)		-	-
EXPENSES			
Finance costs	10	4.87	6.49
Other expenses	11	115.08	98.20
Total Expenses (II)		119.95	104.69
Profit/(Loss) before tax from continuing operations (I-II)		(119.95)	(104.69)
Tax expense:			
Current Tax		-	-
Profit/(Loss) before tax from continuing operations (I-II)		(119.95)	(104.69)
Other Comprehensive Income			
		-	-
Total other comprehensive income for the year, net of tax		-	-
Total comprehensive income/(loss) for the year, net of tax		(119.95)	(104.69)
Earnings per equity share (computed on the basis of profit/(loss) for the year):	12		
(1) Basic		(1.20)	(1.05)
(2) Diluted		(1.20)	(1.05)

Summary of significant accounting policies 3

The accompanying notes are an integral part of the financial statements.

As per our report of even date

For Rajeev & Ajay
Firm registration No : 009977N
Chartered Accountants

Ajay Kumar Sachdeva
Partner
Membership No. : 084302



For and on behalf of the Board of Directors of
VERSATILE CONBUILD PRIVATE LIMITED

Vikas K. Yadav

Vikas Kumar Yadav
Director
DIN-09753074

Rohit Rawat
Director
DIN-08298761

Place : New Delhi

Date :

26 MAY 2023

VIRASAT BUILDCON PRIVATE LIMITED
BALANCE SHEET AS AT 31 MARCH 2023
(Amount in rupees hundred, unless otherwise stated)

	Notes	As at 31 March 2023	As at 31 March 2022
ASSETS			
Current assets			
Financial assets			
Cash and cash equivalents	4	488.49	241.73
Other financial assets	5	2,631.16	2,948.40
Other current assets	6	-	-
Total Assets		3,119.65	3,190.13
EQUITY AND LIABILITIES			
Equity			
Equity share capital	7	10,000.00	10,000.00
Other equity	8	(6,939.35)	(6,868.87)
Total equity		3,060.65	3,131.13
LIABILITIES			
Current liabilities			
Financial liabilities			
Trade payables	9	-	-
-total outstanding dues of micro and small enterprises		-	-
-total outstanding dues other than micro and small enterprises		59.00	59.00
Total liabilities		59.00	59.00
Total Equity and Liabilities		3,119.65	3,190.13

Summary of significant accounting policies

3

The accompanying notes are an integral part of the financial statements.

As per our report of even date

For N A V R A T N & CO LLP
Firm registration No.: N500107
Chartered Accountants


Nitish Mittal
Partner
Membership No.: 095371



For and on behalf of the Board of Directors of
VIRASAT BUILDCON PRIVATE LIMITED


Shagun Kapoor
Director
DIN-09074181


Munoj San
Director
DIN-08129479

Place : Gurugram

Date :

26 MAY 2023

VIRASAT BUILDCON PRIVATE LIMITED
STATEMENT OF PROFIT AND LOSS FOR THE YEAR ENDED 31 MARCH 2023
(Amount in rupees hundred, unless otherwise stated)

Particulars	Notes	31 March 2023	31 March 2022
INCOME			
Revenue from operations		-	-
Total Income		-	-
EXPENSES			
Finance costs	10	3.25	6.49
Other expenses	11	67.24	87.84
Total Expenses		70.49	94.33
(Loss) before tax from continuing operations		(70.49)	(94.33)
Tax expense:			
Current tax		-	-
(Loss) for the year from continuing operations		(70.49)	(94.33)
Other comprehensive income		-	-
Total other comprehensive income for the year, net of tax		-	-
Total comprehensive (loss) for the year, net of tax		(70.49)	(94.33)
Earnings per equity share:			
(1) Basic	12	(0.07)	(0.09)
(2) Diluted		(0.07)	(0.09)
Summary of significant accounting policies	3		

The accompanying notes are an integral part of the financial statements.

As per our report of even date

For **NAV RATN & CO LLP**
Firm registration No.: N500107
Chartered Accountants


Nitish Mittal

Partner
Membership No.: 095371



For and on behalf of the Board of Directors of
VIRASAT BUILDCON PRIVATE LIMITED



Shagun Kapoor
Director
DIN-09074181



Manoj Soni
Director
DIN-08129479

Place : Gurugram

Date :

26 MAY 2023

VITALITY CONBUILD PRIVATE LIMITED
BALANCE SHEET AS AT 31 MARCH 2023
(Amount in rupees hundred, unless otherwise stated)

	Notes	As at 31 March 2023	As at 31 March 2022
ASSETS			
Current assets			
Financial assets			
Cash and cash equivalents	4	253.88	240.37
Total Assets		253.88	240.37
EQUITY AND LIABILITIES			
Equity			
Equity share capital	5	1,000.00	1,000.00
Other equity	6	(4,881.97)	(4,760.46)
Total equity		(3,881.97)	(3,760.46)
LIABILITIES			
Current liabilities			
Financial liabilities			
Trade payables	7	-	-
-total outstanding dues of micro and small enterprises		-	-
-total outstanding dues other than micro and small enterprises		79.00	55.94
Other current liabilities	8	4,056.85	3,944.89
Total liabilities		4,135.85	4,000.83
Total Equity and Liabilities		253.88	240.37
Summary of significant accounting policies	3		

The accompanying notes are an integral part of the financial statements.

As per our report of even date

For Rajeev & Ajay
Firm registration No - 0099770
Chartered Accountants

Ajay Kumar Saehdeya
Partner
Membership No. : 084302



For and on behalf of the Board of Directors of
VITALITY CONBUILD PRIVATE LIMITED

Tanuj kumar Shorya
Director
DIN- 09793807

Deepak Jain
Director
DIN- 08129166

Place : New Delhi
Date :

26 MAY 2023

VITALITY CONBUILD PRIVATE LIMITED
STATEMENT OF PROFIT AND LOSS FOR THE YEAR ENDED 31 MARCH 2023
(Amount in rupees hundred, unless otherwise stated)

Particulars	Notes	31 March 2023	31 March 2022
INCOME			
Revenue from operations		-	-
Total Income (I)		-	-
EXPENSES			
Finance costs	9	6.49	6.50
Other expenses	10	115.02	98.20
Total Expenses (II)		121.51	104.70
Profit/(Loss) before tax from continuing operations (I-II)		(121.51)	(104.70)
Tax expense			
Current tax		-	-
Profit/(Loss) for the year from continuing operations		(121.51)	(104.70)
Other Comprehensive Income			
		-	-
Total other comprehensive income/(loss) for the year, net of tax		-	-
Total comprehensive income/(loss) for the year, net of tax		(121.51)	(104.70)
Earnings per equity share (computed on the basis of profit/(loss) for the year):			
(1) Basic		(1.22)	(1.05)
(2) Diluted		(1.22)	(1.05)
Summary of significant accounting policies	3		

The accompanying notes are an integral part of the financial statements.

As per our report of even date

For Rajeev & Ajay
Firm registration No. 009977
Chartered Accountants

Ajay Kumar Sachdeva
Partner
Membership No. : 084302



For and on behalf of the Board of Directors of
VITALITY CONBUILD PRIVATE LIMITED


Tanuj Kumar Shorya
Director
DIN- 09793807


Deepak Jain
Director
DIN- 08129166

Place : New Delhi

Date :


26 MAY 2023


VPG DEVELOPERS PRIVATE LIMITED
BALANCE SHEET AS AT 31 MARCH 2023
(Amount in rupees hundred, unless otherwise stated)

	Notes	As at 31 March 2023	As at 31 March 2022
ASSETS			
Current assets			
Inventories	4	4,706.54	4,706.54
Financial assets			
Cash and cash equivalents	5	505.58	228.81
Current tax assets (net)	6	-	-
Total Assets		5,212.12	4,935.35
EQUITY AND LIABILITIES			
Equity			
Equity share capital	7	1,000.00	1,000.00
Other equity	8	(65,717.36)	(65,613.77)
Total equity		(64,717.36)	(64,613.77)
LIABILITIES			
Current liabilities			
Financial liabilities			
Trade payables	9	-	-
-total outstanding dues of micro and small enterprises		-	-
-total outstanding dues other than micro and small enterprises		302.27	296.88
Other current liabilities	10	69,627.20	69,252.24
Total liabilities		69,929.47	69,549.12
Total Equity and Liabilities		5,212.12	4,935.35
Summary of significant accounting policies	3		


The accompanying notes are an integral part of the financial statements.

As per our report of even date

For Rajeev & Ajay
Firm registration No.: 009977N
Chartered Accountants

Ajay Kumar Sachdeva
Partner
Membership No.: 084302



For and on behalf of the Board of Directors of
VPG DEVELOPERS PRIVATE LIMITED


Bimbadhar Jena
Director
DIN-09332034


Suman Batra
Director
DIN-09716451

Place : New Delhi

Date :

26 MAY 2023

VPG DEVELOPERS PRIVATE LIMITED
STATEMENT OF PROFIT AND LOSS FOR THE YEAR ENDED 31 MARCH 2023
(Amount in rupees hundred, unless otherwise stated)

Particulars	Notes	31 March 2023	31 March 2022
INCOME			
Other Income	11	14.61	-
Total Income		14.61	-
EXPENSES			
Finance costs	12	3.24	6.49
Other expenses	13	114.96	135.35
Total Expenses		118.20	141.84
Profit/(Loss) before tax from continuing operations		(103.59)	(141.84)
Tax expense:			
Current tax		-	-
Profit/(Loss) for the year from continuing operations		(103.59)	(141.84)
Other comprehensive income			
Total other comprehensive income/(loss) for the year, net of tax		-	-
Total comprehensive (loss) for the year, net of tax		(103.59)	(141.84)
Earnings per equity share:			
(1) Basic	14	(1.04)	(1.42)
(2) Diluted		(1.04)	(1.42)

Summary of significant accounting policies

3

The accompanying notes are an integral part of the financial statements.

As per our report of even date

For Rajeev & Ajay
Firm registration No.: 009977N
Chartered Accountants

Ajay Kumar Sachdeva
Partner
Membership No.: 084302



For and on behalf of the Board of Directors of
VPG DEVELOPERS PRIVATE LIMITED

Bimbadhar Jena
Director
DIN-09332034

Suman Batra
Director
DIN-09716451

Place : New Delhi

Date :

26 MAY 2023

WAIF PROPBUILD PRIVATE LIMITED
BALANCE SHEET AS AT 31 MARCH 2023
(Amount in rupees hundred, unless otherwise stated)

ASSETS

Current assets

Financial assets

Cash and cash equivalents

Total Assets

EQUITY AND LIABILITIES

Equity

Equity share capital

Other equity

Total equity

LIABILITIES

Current liabilities

Financial liabilities

Trade payables

-total outstanding dues of micro and small enterprises

-total outstanding dues other than micro and small enterprises

Other current liabilities

Total liabilities

Total Equity and Liabilities

Summary of significant accounting policies

The accompanying notes are an integral part of the financial statements.

As per our report of even date

For Rajeev & Ajay
Firm registration
Chartered Accountants

Ajay Kumar
Partner
Membership No.: 00



Notes	As at	
	31 March 2023	31 March 2022
4	258.19	234.68
	258.19	234.68
5	1,000.00	1,000.00
6	(3,201.87)	(3,083.42)
	(2,201.87)	(2,083.42)
7	-	-
	79.00	59.00
8	2,381.08	2,259.11
	2,460.08	2,318.11
	258.19	234.68

3

For and on behalf of the Board of Directors of
WAIF PROPBUILD PRIVATE LIMITED

Akshat Maheshwari
Director
DIN- 07504909

Vispendra Singh Chaudhary
Director
DIN-10174911

Place : New Delhi
Date : 26-May 2023

WEMBLEY ESTATES PRIVATE LIMITED
BALANCE SHEET AS AT 31 MARCH 2023
(Amount in rupees hundred, unless otherwise stated)

ASSETS	Notes	As at	
		31 March 2023	31 March 2022
Current assets			
Financial assets			
Cash and cash equivalents			
Total Assets	4	498.70	251.95
		498.70	251.95
EQUITY AND LIABILITIES			
Equity			
Equity share capital	5	10,000.00	10,000.00
Other equity	6	(10,617.26)	(10,494.93)
Total equity		(617.26)	(494.93)
LIABILITIES			
Current liabilities			
Financial liabilities			
Trade payables	7	-	-
-total outstanding dues of micro and small enterprises			
-total outstanding dues other than micro and small enterprises			
Other current liabilities	8	79.00	59.00
Total liabilities		1,036.96	687.88
		1,115.96	746.88
Total Equity and Liabilities		498.70	251.95
Summary of significant accounting policies	3		

The accompanying notes are an integral part of the financial statements.

As per our report of even date

For **Rajeev & Ajay**
Firm registration No : 009977N
Chartered Accountants

Ajay Kumar Sachdeva
Partner
Membership No. : 084362



For and on behalf of the Board of Directors of
WEMBLEY ESTATES PRIVATE LIMITED

Deepak Jain
Director
DIN-08129166

Anitesh Singh Chauhan
Director
DIN-09533326

Place : New Delhi
Date :

26 MAY 2023

WEMBLEY ESTATES PRIVATE LIMITED
STATEMENT OF PROFIT AND LOSS FOR THE YEAR ENDED 31 MARCH 2023
(Amount in rupees hundred, unless otherwise stated)

Particulars	Notes	31 March 2023		31 March 2022	
INCOME					
Revenue from operations		-	-	-	-
Total Income (I)		-	-	-	-
EXPENSES					
Finance costs	9	3.25	6.49		
Other expenses	10	119.08	103.20		
Total Expenses (II)		122.33	109.69		
Profit/(Loss) before tax from continuing operations (I-II)		(122.33)	(109.69)		
Tax expense:					
Current Tax		-	-		
Profit/(Loss) for the year from continuing operations		(122.33)	(109.69)		
Other Comprehensive Income					
		-	-		
Total other comprehensive income/(loss) for the year, net of tax		-	-		
Total comprehensive income/(loss) for the year, net of tax		(122.33)	(109.69)		
Earnings per equity share (computed on the basis of profit/(loss) for the year):					
(1) Basic	11	(0.12)	(0.11)		
(2) Diluted		(0.12)	(0.11)		
Summary of significant accounting policies	3				

The accompanying notes are an integral part of the financial statements.

As per our report of even date

For Rajeev & Ajay
Firm registration No : 009977N
Chartered Accountants

Ajay Kumar Sachdeva
Partner
Membership No. : 0843072



For and on behalf of the Board of Directors of
WEMBLEY ESTATES PRIVATE LIMITED

Deepak Jain
Director
DIN-08129166

Aniteh Singh Chauhan
Director
DIN-09533326

Place : New Delhi
Date :

26 MAY 2023

WHELISH PROPERTIES PRIVATE LIMITED
BALANCE SHEET AS AT 31 MARCH 2023
 (Amount in rupees hundred, unless otherwise stated)

	Notes	As at 31 March 2023	As at 31 March 2022
ASSETS			
Non-current assets			
Financial Assets			
Investments			
Total non-current assets	4	<u>1,57,42,538.05</u>	<u>1,57,42,538.05</u>
Current assets			
Financial assets			
Cash and cash equivalents			
Total current assets	5	<u>500.97</u>	<u>227.46</u>
		<u>500.97</u>	<u>227.46</u>
Total Assets		<u>1,57,43,039.02</u>	<u>1,57,42,765.51</u>
EQUITY AND LIABILITIES			
Equity			
Equity share capital	6	1,000.00	1,000.00
Other equity	7	(2,207.42)	(2,092.09)
Total equity		<u>(1,207.42)</u>	<u>(1,092.09)</u>
LIABILITIES			
Current liabilities			
Financial liabilities			
Trade payables			
-total outstanding dues of micro and small enterprises	8	-	-
-total outstanding dues other than micro and small enterprises			
Other current liabilities	9	79.00	59.00
Total liabilities		<u>1,57,44,167.44</u>	<u>1,57,43,798.60</u>
		<u>1,57,44,246.44</u>	<u>1,57,43,857.60</u>
Total Equity and Liabilities		<u>1,57,43,039.02</u>	<u>1,57,42,765.51</u>
Summary of significant accounting policies			
3			

The accompanying notes are an integral part of the financial statements.


As per our report of even date


For Rajeev & Ajay
 Firm registration No. 0699726Y
 Chartered Accountants

 Ajay Kumar Sachdeva
 Partner
 Membership No. : 084302



For and on behalf of the Board of Directors of
WHELISH PROPERTIES PRIVATE LIMITED


 Deepak Chandra Thawal
 Director
 DIN-09815239


 Sachin Poojari
 Director
 DIN- 09355915

Place : New Delhi
 Date :

26 MAY 2023

WHELISH PROPERTIES PRIVATE LIMITED
STATEMENT OF PROFIT AND LOSS FOR THE YEAR ENDED 31 MARCH 2023
 (Amount in rupees hundred, unless otherwise stated)

Particulars	Notes	31 March 2023		31 March 2022	
INCOME					
Revenue from operations					
Total Income					
EXPENSES					
Finance costs					
Other expenses	10	6.49		6.49	
Total Expenses	11	108.84		101.32	
Profit/(Loss) before tax		115.33		107.81	
Tax expense:					
Current tax					
Profit/(Loss) for the year		(115.33)		(107.81)	
Other Comprehensive Income					
Total other comprehensive income/(loss) for the year, net of tax					
Total comprehensive income/(loss) for the year, net of tax		(115.33)		(107.81)	
Earnings per equity share (computed on the basis of profit/(loss) for the year):	12				
(1) Basic		(1.15)		(1.08)	
(2) Diluted		(1.15)		(1.08)	
Summary of significant accounting policies	3				

The accompanying notes are an integral part of the financial statements.

As per our report of even date

For Rajeev & Ajay
 Firm registration No. 009977N
 Chartered Accountants

Ajay Kumar Sachdeva
 Partner
 Membership No. : 084302



For and on behalf of the Board of Directors of
WHELISH PROPERTIES PRIVATE LIMITED

Deepak Chandra Thawal
 Director
 DIN-09815239

Sachin Poonia
 Director
 DIN- 09355915

Place : New Delhi

Date :

26 MAY 2023

WINKLE PROPERTIES PRIVATE LIMITED
BALANCE SHEET AS AT 31 MARCH 2023
(Amount in rupees hundred, unless otherwise stated)

	Notes	As at 31 March 2023	As at 31 March 2022
ASSETS			
Current assets			
Financial assets			
Cash and cash equivalents	4	253.46	229.96
Other current assets	5	-	-
Current tax assets (net)	6	28.49	28.49
Total Assets		281.95	258.45
EQUITY AND LIABILITIES			
Equity			
Equity share capital	7	1,000.00	1,000.00
Other equity	8	(10,38,625.10)	(10,38,506.64)
Total equity		(10,37,625.10)	(10,37,506.64)
LIABILITIES			
Current liabilities			
Financial liabilities			
Trade payables	9	-	-
-total outstanding dues of micro and small enterprises		-	-
-total outstanding dues other than micro and small enterprises		79.00	59.00
Other current liabilities	10	10,37,828.05	10,37,706.09
Total liabilities		10,37,907.05	10,37,765.09
Total Equity and Liabilities		281.95	258.45

Summary of significant accounting policies

3

The accompanying notes are an integral part of the financial statements.

As per our report of even date

For Rajeev & Ajay
Firm registered with the Ministry of Corporate Affairs, New Delhi
Chartered Accountants
NEW DELHI
Ajay Kumar
Partner
Membership No. : 084302



For and on behalf of the Board of Directors of
WINKLE PROPERTIES PRIVATE LIMITED


Vinod Balhara
Director
DIN-08129149


Sachin Poonia
Director
DIN-09355915

Place : New Delhi

Date :

26 MAY 2023

WINKLE PROPERTIES PRIVATE LIMITED
STATEMENT OF PROFIT AND LOSS FOR THE YEAR ENDED 31 MARCH 2023
(Amount in rupees hundred, unless otherwise stated)

Particulars	Notes	31 March 2023	31 March 2022
INCOME			
Revenue from operations		-	-
Total Income (I)		-	-
EXPENSES			
Finance costs	11	6.50	6.49
Other expenses	12	111.96	101.32
Total Expenses (II)		118.46	107.81
Profit/(Loss) before tax from continuing operations (I-II)		(118.46)	(107.81)
Tax expense:			
Current Tax		-	-
Profit/(Loss) for the year from continuing operations		(118.46)	(107.81)
Other Comprehensive Income			
Total other comprehensive income for the year, net of tax		-	-
Total comprehensive income/(loss) for the year, net of tax		(118.46)	(107.81)
Earnings per equity share (computed on the basis of profit/(loss) for the year):	13		
(1) Basic		(1.18)	(1.08)
(2) Diluted		(1.18)	(1.08)

Summary of significant accounting policies

3

The accompanying notes are an integral part of the financial statements.

As per our report of even date

For Rajeev & Ajay

Firm registration No: 969977N
Chartered Accountants

Ajay Kumar Chhdeva
Partner
Membership No: 154589



For and on behalf of the Board of Directors of
WINKLE PROPERTIES PRIVATE LIMITED


Vinod Balhara
Director
DIN-08129149


Sachin Poonia
Director
DIN-09355915

Place : New Delhi

Date :

26 MAY 2023

YETI PROPERTIES PRIVATE LIMITED
BALANCE SHEET AS AT 31 MARCH 2023
(Amount in rupees hundred, unless otherwise stated)

	Notes	As at 31 March 2023	As at 31 March 2022
ASSETS			
Current assets			
Inventories	4	11,82,623.93	11,82,623.93
Financial assets			
Cash and cash equivalents	5	246.50	209.74
Total Assets		11,82,870.43	11,82,833.67
EQUITY AND LIABILITIES			
Equity			
Equity share capital	6	1,000.00	1,000.00
Other equity	7	(3,275.52)	(3,160.32)
Total equity		(2,275.52)	(2,160.32)
LIABILITIES			
Current liabilities			
Financial liabilities			
Trade payables	8	-	-
-total outstanding dues of micro and small enterprises			
-total outstanding dues other than micro and small enterprises		79.00	59.00
Other current liabilities	9	11,85,066.95	11,84,934.99
Total liabilities		11,85,145.95	11,84,993.99
Total Equity and Liabilities		11,82,870.43	11,82,833.67

Summary of significant accounting policies

3

The accompanying notes are an integral part of the financial statements.

As per our report of even date

For Rajeiv & Ajay
Firm registration No.: 009977N
Chartered Accountants

Ajay Kumar Sachdeva
Partner
Membership No. 08400



Place : New Delhi
Date :

26 MAY 2023

For and on behalf of the Board of Directors of
YETI PROPERTIES PRIVATE LIMITED

Shagun Kapoor
Director
DIN-09074181

Manish Kumar
Director
DIN-08376570

YETI PROPERTIES PRIVATE LIMITED
STATEMENT OF PROFIT AND LOSS FOR THE YEAR ENDED 31 MARCH 2023
(Amount in rupees hundred, unless otherwise stated)

Particulars	Notes	31 March 2023	31 March 2022
INCOME			
Revenue from operations		-	-
Total Income		-	-
EXPENSES			
Finance costs	10	3.25	6.49
Other expenses	11	111.96	107.56
Total Expenses		115.21	114.05
Profit/(Loss) before tax from continuing operations		(115.21)	(114.05)
Tax expense:			
Current tax		-	-
Profit/(Loss) for the year from continuing operations		(115.21)	(114.05)
Other comprehensive income		-	-
Total other comprehensive income/(loss) for the year, net of tax		-	-
Total comprehensive (loss) for the year, net of tax		(115.21)	(114.05)
Earnings per equity share:			
(1) Basic	12	(1.15)	(1.14)
(2) Diluted		(1.15)	(1.14)

Summary of significant accounting policies

3

The accompanying notes are an integral part of the financial statements.

As per our report of even date

For Rajeev & Ajay
Firm registration No. 08977N
Chartered Accountants

Ajay Kumar Sachdeva
Partner
Membership No. 084302



For and on behalf of the Board of Directors of
YETI PROPERTIES PRIVATE LIMITED

Shagun Kapoor
Director
DIN-09074181

Manish Kumar
Director
DIN-08376570

Place : New Delhi

Date :
26 MAY 2023

YOGIRAJ PROMOTERS PRIVATE LIMITED
BALANCE SHEET AS AT 31 MARCH 2023
(Amount in rupees hundred, unless otherwise stated)

	Notes	As at 31 March 2023	As at 31 March 2022
ASSETS			
Non-current assets			
Property, plant and equipment	4	-	-
Current assets			
Inventories	5	2,22,33,915.91	2,57,03,915.91
Financial assets			
Cash and cash equivalents	6	338.68	340.50
Other financial assets	7	4.92	-
		2,22,34,259.51	2,57,04,256.41
Total Assets		2,22,34,259.51	2,57,04,256.41
EQUITY AND LIABILITIES			
Equity			
Equity share capital	8	1,000.00	1,000.00
Other equity	9	(1,14,32,537.35)	(1,04,31,873.36)
Total equity		(1,14,31,537.35)	(1,04,30,873.36)
LIABILITIES			
Current liabilities			
Financial liabilities			
Borrowings	10	3,36,53,244.23	3,61,21,186.48
Trade payables	11		
-total outstanding dues of micro and small enterprises		-	3,859.03
-total outstanding dues other than micro and small enterprises		3,467.44	5,084.26
Other financial liabilities	12	5,059.25	5,000.00
Other current liabilities	13	4,025.94	-
Total liabilities		3,36,65,796.86	3,61,35,129.77
Total Equity and Liabilities		2,22,34,259.51	2,57,04,256.41

Summary of significant accounting policies 3

The accompanying notes are an integral part of the financial statements.

As per our report of even date

For Rajeev & Ajay
Firm registration No : 009972
Chartered Accountants

Ajay Kumar Sachdeva
Partner
Membership No. : 084302



For and on behalf of the Board of Directors of
YOGIRAJ PROMOTERS PRIVATE LIMITED

Manoj Lamba
Director
DIN-09718405

Krishna Kant Vimal
Director
DIN-09748125

Place : New Delhi

Date :

26 MAY 2023

YOGIRAJ PROMOTERS PRIVATE LIMITED
STATEMENT OF PROFIT AND LOSS FOR THE YEAR ENDED 31 MARCH 2023
(Amount in rupees hundred, unless otherwise stated)

Particulars	Notes	31 March 2023	31 March 2022
INCOME			
Revenue from operations		-	-
Total Income (I)		-	-
EXPENSES			
Finance costs	14	62.84	7.46
Other expenses	15	35,00,601.15	25,275.81
Total Expenses (II)		35,00,663.99	25,283.27
Loss before exceptional items and tax from continuing operations		(35,00,663.99)	(25,283.27)
Loss before tax from continuing operations		(35,00,663.99)	(25,283.27)
Tax expense:			
Current Tax		-	-
Loss for the year from continuing operations		(35,00,663.99)	(25,283.27)
Other Comprehensive Income			
Total other comprehensive income for the year, net of tax		-	-
Total comprehensive income/(loss) for the year, net of tax		(35,00,663.99)	(25,283.27)
Earnings per equity share (computed on the basis of profit/(loss) for the			
(1) Basic	16	(35,006.64)	(252.83)
(2) Diluted		(35,006.64)	(252.83)

Summary of significant accounting policies

3

The accompanying notes are an integral part of the financial statements.

As per our report of even date

For Rajeev & Ajay
Firm registration No : 009977N
Chartered Accountants

Ajay Kumar Sachdeva
Partner
Membership No. : 108430A



For and on behalf of the Board of Directors of
YOGIRAJ PROMOTERS PRIVATE LIMITED

Manoj Lamba
Director
DIN-09718405

Krishna Kant Vimal
Director
DIN-09748125

Place : New Delhi
Date :

26 MAY 2023

YUKTI PROJECTS PRIVATE LIMITED
BALANCE SHEET AS AT 31 MARCH 2023
(Amount in rupees hundred, unless otherwise stated)

	Notes	As at 31 March 2023	As at 31 March 2022
ASSETS			
Current assets			
Inventories	4	26,50,949.91	32,06,128.00
Financial assets			
Cash and cash equivalents	5	477.55	180.07
Other financial assets	6	32,335.46	32,335.46
Other current assets	7	-	-
Total Assets		26,83,762.92	32,38,643.53
EQUITY AND LIABILITIES			
Equity			
Equity share capital	8	1,000.00	1,000.00
Other equity	9	(5,57,062.86)	(5,59,442.75)
Total equity		(5,56,062.86)	(5,58,442.75)
LIABILITIES			
Current liabilities			
Financial liabilities			
Trade payables	10	-	-
-total outstanding dues of micro and small enterprises		-	-
-total outstanding dues other than micro and small enterprises		75.40	55.40
Other current liabilities	11	32,39,750.38	37,97,030.88
Total liabilities		32,39,825.78	37,97,086.28
Total Equity and Liabilities		26,83,762.92	32,38,643.53

Summary of significant accounting policies 3

The accompanying notes are an integral part of the financial statements.


As per our report of even date


For **NAV RATN & CO LLP**
Firm Reg. No.: N500107
Chartered Accountants


Nitish Mittal
Partner
Membership No.: 095371



For and on behalf of the Board of Directors of
YUKTI PROJECTS PRIVATE LIMITED


Reena Gulati Kharb
Director
DIN-08129092


Amarjeet Chhikara
Director
DIN-08858736

Place : Gurugram
Date :

26 MAY 2023

YUKTI PROJECTS PRIVATE LIMITED
STATEMENT OF PROFIT AND LOSS FOR THE YEAR ENDED 31 MARCH 2023
(Amount in rupees hundred, unless otherwise stated)

Particulars	Notes	31 March 2023	31 March 2022
INCOME			
Revenue from operations	12	2,529.06	-
Total Income		2,529.06	-
EXPENSES			
Finance costs	13	6.49	6.49
Other expenses	14	142.68	115.56
Total Expenses		149.17	122.05
Profit/(Loss) before tax		2,379.89	(122.05)
Tax expense:			
Current tax		-	-
Profit/(Loss) for the year		2,379.89	(122.05)
Other comprehensive income		-	-
Total other comprehensive income for the year, net of tax		-	-
Total comprehensive income/(loss) for the year, net of tax		2,379.89	(122.05)
Earnings per equity share:			
(1) Basic	15	23.80	(1.22)
(2) Diluted		23.80	(1.22)
Summary of significant accounting policies	3		

The accompanying notes are an integral part of the financial statements.

As per our report of even date

For **NAVRATN & CO LLP**
Firm Reg. No.: N500107
Chartered Accountants


Nitish Mittal
Partner
Membership No.: 0953



For and on behalf of the Board of Directors of
YUKTI PROJECTS PRIVATE LIMITED


Reena Gulati Kharb
Director
DIN-08129092


Amarjeet Chhikara
Director
DIN-08858736

Place : Gurugram
Date :

26 MAY 2023

ZING PROPERTIES PRIVATE LIMITED
BALANCE SHEET AS AT 31 MARCH 2023
(Amount in rupees hundred, unless otherwise stated)

	Notes	As at 31 March 2023	As at 31 March 2022
ASSETS			
Current assets			
Inventories	4	5,23,520.98	5,23,520.98
Financial assets			
Cash and cash equivalents	5	266.52	240.48
Other current assets	6	2,697.22	-
Total Assets		5,26,484.72	5,23,761.46
EQUITY AND LIABILITIES			
Equity			
Equity share capital	7	1,000.00	1,000.00
Other equity	8	(3,246.44)	(3,127.74)
Total equity		(2,246.44)	(2,127.74)
LIABILITIES			
Current liabilities			
Financial liabilities			
Trade payables	9	-	-
-total outstanding dues of micro and small enterprises		-	-
-total outstanding dues other than micro and small enterprises		79.00	59.00
Other current liabilities	10	5,28,652.16	5,25,830.20
Total liabilities		5,28,731.16	5,25,889.20
Total Equity and Liabilities		5,26,484.72	5,23,761.46

Summary of significant accounting policies

3

The accompanying notes are an integral part of the financial statements.

As per our report of even date

For Rajeev & Ajay
Firm registration No : 009977N
Chartered Accountants


Ajay Kumar Sachdeva
Partner
Membership No. - 084302

For and on behalf of the Board of Directors of
ZING PROPERTIES PRIVATE LIMITED


Arun Kumar
Director
DIN-08657473


Suman Jain
Director
DIN-08385675

Place : New Delhi

Date :

26 MAY 2023

ZING PROPERTIES PRIVATE LIMITED
STATEMENT OF PROFIT AND LOSS FOR THE YEAR ENDED 31 MARCH 2023
(Amount in rupees hundred, unless otherwise stated)

Particulars	Notes	31 March 2023	31 March 2022
INCOME			
Revenue from operations		-	-
Total Income (I)		-	-
EXPENSES			
Finance costs	11	6.75	6.49
Other expenses	12	111.96	98.20
Total Expenses (II)		118.71	104.69
Profit/(Loss) before tax from continuing operations (I-II)		(118.71)	(104.69)
Tax expense:			
Current tax		-	-
Profit/(Loss) for the year from continuing operations		(118.71)	(104.69)
Other Comprehensive Income			
		-	-
Total other comprehensive income for the year, net of tax		-	-
Total comprehensive income/(loss) for the year, net of tax		(118.71)	(104.69)
Earnings per equity share (computed on the basis of profit/(loss) for the year):	13		
(1) Basic		(1.19)	(1.05)
(2) Diluted		(1.19)	(1.05)


Summary of significant accounting policies

3

The accompanying notes are an integral part of the financial statements.

As per our report of even date

For Rajeev & Ajay
Firm registration No : 009977N
Chartered Accountants


Ajay Kumar Sachdeva
Partner
Membership No. 0084302

For and on behalf of the Board of Directors of
ZING PROPERTIES PRIVATE LIMITED


Arun Kumar
Director
DIN-08657473


Suman Jain
Director
DIN-08385675

Place : New Delhi

Date :

26 MAY 2023

ZITHER BUILDWELL PRIVATE LIMITED
BALANCE SHEET AS AT 31 MARCH 2023
(Amount in rupees hundred, unless otherwise stated)

	Notes	As at 31 March 2023	As at 31 March 2022
ASSETS			
Current assets			
Inventories	4	7,47,247.82	7,47,247.82
Financial assets			
Cash and cash equivalents	5	548.71	554.48
Other financial assets	6	1,98,783.83	1,98,783.83
Other current assets	7	28,898.49	37,205.36
Current tax assets (net)	8	6,050.02	116.20
Total Assets		9,81,528.86	9,83,907.69
EQUITY AND LIABILITIES			
Equity			
Equity share capital	9	2,000.00	2,000.00
Other equity	10	9,79,469.86	9,81,848.69
Total equity		9,81,469.86	9,83,848.69
LIABILITIES			
Current liabilities			
Financial liabilities			
Trade payables	11	-	-
-total outstanding dues of micro and small enterprises		-	-
-total outstanding dues other than micro and small enterprises		59.00	59.00
Total liabilities		59.00	59.00
Total Equity and Liabilities		9,81,528.86	9,83,907.69
Summary of significant accounting policies	3		

The accompanying notes are an integral part of the financial statements.

As per our report of even date

For Rajeev & Ajay
Firm registration No : 009977N
Chartered Accountants


Ajay Kumar Sachdeva
Partner
Membership No. : 084302

For and on behalf of the Board of Directors of
ZITHER BUILDWELL PRIVATE LIMITED


Arun Kumar
Director
DIN-08657473


Suman Jain
Director
DIN-08385675

Place : New Delhi

Date :

26 MAY 2023

ZITHER BUILDWELL PRIVATE LIMITED
STATEMENT OF PROFIT AND LOSS FOR THE YEAR ENDED 31 MARCH 2023
(Amount in rupees hundred, unless otherwise stated)

Particulars	Notes	31 March 2023	31 March 2022
INCOME			
Other Income	12	60,500.00	2,164.70
Total Income (I)		60,500.00	3,986.85
EXPENSES			
Finance costs	13	91.96	6.97
Other expenses	14	62,786.87	98.20
Total Expenses (II)		62,878.83	105.17
Profit/(Loss) before tax from continuing operations (I-II)		(2,378.83)	3,881.68
Tax expense:			
Current Tax		-	544.81
Profit/(Loss) for the year from continuing operations		(2,378.83)	3,336.87
Other Comprehensive Income			
Total other comprehensive income for the year, net of tax		-	-
Total comprehensive income/(loss) for the year, net of tax		(2,378.83)	3,336.87
Earnings per equity share (computed on the basis of profit/(loss) for the year):	15		
(1) Basic		(11.89)	16.68
(2) Diluted		(11.89)	16.68
Summary of significant accounting policies	3		

The accompanying notes are an integral part of the financial statements.

As per our report of even date

For **Rajeev & Ajay**
Firm registration No : 009977N
Chartered Accountants

Ajay Kumar Sachdeva
Partner
Membership No. 3084302

For and on behalf of the Board of Directors of
ZITHER BUILDWELL PRIVATE LIMITED


Arun Kumar
Director
DIN-08657473


Suman Jain
Director
DIN-08385675

Place : New Delhi

Date :
26 MAY 2023

ZONEX DEVELOPERS PRIVATE LIMITED
BALANCE SHEET AS AT 31 MARCH 2023
(Amount in rupees hundred, unless otherwise stated)

	Notes	As at 31 March 2023	As at 31 March 2022
ASSETS			
Current assets			
Inventories	4	11,12,620.10	11,49,822.39
Financial assets			
Cash and cash equivalents	5	499.07	305.56
Other financial assets	6	94,351.26	94,351.26
Total Assets		12,07,470.43	12,44,479.21
EQUITY AND LIABILITIES			
Equity			
Equity share capital	7	1,000.00	1,000.00
Other equity	8	(5,034.36)	(4,991.02)
Total equity		(4,034.36)	(3,991.02)
LIABILITIES			
Current liabilities			
Financial liabilities			
Trade payables			
-total outstanding dues of micro and small enterprises	9	-	-
-total outstanding dues other than micro and small enterprises		79.00	59.00
Other current liabilities	10	12,11,417.76	12,48,411.23
Current tax liabilities (net)	11	8.02	-
Total liabilities		12,11,504.78	12,48,470.23
Total Equity and Liabilities		12,07,470.43	12,44,479.21

Summary of significant accounting policies

3

The accompanying notes are an integral part of the financial statements.

As per our report of even date

For Rajeev & Ajay
Firm Registered in New Delhi
Chartered Accountants

Ajay Kumar Sachdeva
Partner
Membership No.: 084302

For and on behalf of the Board of Directors of
ZONEX DEVELOPERS PRIVATE LIMITED

Bhupinder Rajaswanti Singh
Director
DIN- 06583432

Vinod Balhara
Director
DIN-08129149

Place : New Delhi

Date :

26 MAY 2023

ZONEX DEVELOPERS PRIVATE LIMITED
STATEMENT OF PROFIT AND LOSS FOR THE YEAR ENDED 31 MARCH 2023
(Amount in rupees hundred, unless otherwise stated)

Particulars	Notes	31 March 2023	31 March 2022
INCOME			
Revenue from operations	12	62.53	-
Total Income		62.53	-
EXPENSES			
Finance costs	13	6.49	6.49
Other expenses	14	91.36	111.44
Total Expense		97.85	117.93
Profit/(Loss) before tax		(35.32)	(117.93)
Tax expense:			
Current tax		-	-
Adjustment of tax relating to earlier periods		8.02	-
Profit/(Loss) for the year		(43.34)	(117.93)
Other comprehensive income		-	-
Total other comprehensive income for the year, net of tax		-	-
Total comprehensive income/(loss) for the year, net of tax		(43.34)	(117.93)
Earnings per equity share:			
(1) Basic	15	(0.43)	(1.18)
(2) Diluted		(0.43)	(1.18)

Summary of significant accounting policies

3

The accompanying notes are an integral part of the financial statements.

As per our report of even date

For Rajeev & Ajay
Firm Reg. No.: 009472N
Chartered Accountants

Ajay Kumar Sachdeva
Partner
Membership No.: 009472N



For and on behalf of the Board of Directors of
ZONEX DEVELOPERS PRIVATE LIMITED

Bhupinder Rajjaswant Singh
Director
DIN- 06583432

Vinod Balhara
Director
DIN-08129149

Place : New Delhi
Date :

26 MAY 2023

ZONEX ESTATES PRIVATE LIMITED
BALANCE SHEET AS AT 31 MARCH 2023
(Amount in rupees hundred, unless otherwise stated)

	Notes	As at 31 March 2023	As at 31 March 2022
ASSETS			
Non-current assets			
Financial Assets			
Investments	4	1,000.00	1,000.00
		1,000.00	1,000.00
Current assets			
Inventories	5	22,95,566.79	26,06,321.17
Financial assets			
Cash and cash equivalents	6	514.61	271.09
Other financial assets	7	85,612.69	85,612.69
		23,81,694.09	26,92,204.95
Total Assets		23,82,694.09	26,93,204.95
EQUITY AND LIABILITIES			
Equity			
Equity share capital	8	10,000.00	10,000.00
Other equity	9	(37,289.26)	(40,107.28)
Total equity		(27,289.26)	(30,107.28)
LIABILITIES			
Current liabilities			
Financial liabilities			
Trade payables	10	-	-
-total outstanding dues of micro and small enterprises		79.00	59.00
-total outstanding dues other than micro and small enterprises			
Other current liabilities	11	24,09,808.57	27,23,157.44
Current tax liabilities (net)	12	95.78	95.78
Total liabilities		24,09,983.35	27,23,312.23
Total Equity and Liabilities		23,82,694.09	26,93,204.95

Summary of significant accounting policies

3

The accompanying notes are an integral part of the financial statements.

As per our report of even date

For NAVRATN & CO LLP
Firm Reg. No.: N500107
Chartered Accountants

For and on behalf of the Board of Directors of
ZONEX ESTATES PRIVATE LIMITED


Nitish Mittal
Partner
Membership No.: 09533326




Anitesh Singh Chauhan
Director
DIN- 09533326


Reena Gulati Kharb
Director
DIN-08129092

Place : Gurugram
Date :

26 MAY 2023

ZONEX ESTATES PRIVATE LIMITED
STATEMENT OF PROFIT AND LOSS FOR THE YEAR ENDED 31 MARCH 2023
 (Amount in rupees hundred, unless otherwise stated)

Particulars	Notes	31 March 2023	31 March 2022
INCOME			
Revenue from operations	13	2,943.58	-
Total Income		2,943.58	-
EXPENSES			
Finance costs	14	6.48	6.49
Other expenses	15	119.08	115.56
Total Expenses		125.56	122.05
Profit/(Loss) before tax		2,818.02	(122.05)
Tax expense:			
Current tax		-	-
Profit/(Loss) for the year		2,818.02	(122.05)
Other comprehensive income		-	-
Total other comprehensive income for the year, net of tax		-	-
Total comprehensive income/(loss) for the year, net of tax		2,818.02	(122.05)
Earnings per equity share:			
(1) Basic	16	2.82	(0.12)
(2) Diluted		2.82	(0.12)

Summary of significant accounting policies

3

The accompanying notes are an integral part of the financial statements.

As per our report of even date

For **NAV RATN & CO LLP**
 Firm Reg. No.: N500107
 Chartered Accountants

Nitish Mittal
 Nitish Mittal
 Partner
 Membership No.: 095371



Place : Gurugram
 Date :

26 MAY 2023

For and on behalf of the Board of Directors of
ZONEX ESTATES PRIVATE LIMITED

Anitesh Singh Chauhan
 Anitesh Singh Chauhan
 Director
 DIN- 09533326

Reena Gulati Kharb
 Reena Gulati Kharb
 Director
 DIN-08129092

ZULU PROPERTIES PRIVATE LIMITED
BALANCE SHEET AS AT 31 MARCH 2023
(Amount in rupees hundred, unless otherwise stated)

	Notes	As at 31 March 2023	As at 31 March 2022
ASSETS			
Current assets			
Inventories	4	-	-
Financial assets			
Cash and cash equivalents	5	255.40	241.89
Total Assets		255.40	241.89
EQUITY AND LIABILITIES			
Equity			
Equity share capital	6	1,000.00	1,000.00
Other equity	7	(14,184.17)	(14,065.72)
Total equity		(13,184.17)	(13,065.72)
LIABILITIES			
Current liabilities			
Financial liabilities			
Trade payables	8	-	-
-total outstanding dues of micro and small enterprises			
-total outstanding dues other than micro and small enterprises		79.00	59.00
Other current liabilities	9	13,360.57	13,248.61
Total liabilities		13,439.57	13,307.61
Total Equity and Liabilities		255.40	241.89
Summary of significant accounting policies	3		

The accompanying notes are an integral part of the financial statements.

As per our report of even date

For Rajeev & Ajay
Firm registration No : 009977N
Chartered Accountants

Ajay Kumar Sachdev
Partner
Membership No. : 064812



For and on behalf of the Board of Directors of
ZULU PROPERTIES PRIVATE LIMITED

Narendra Vashisht
Director
DIN-06713906

Sachin Poonia
Director
DIN-09355915

Place : New Delhi

Date :

26 MAY 2023

ZULU PROPERTIES PRIVATE LIMITED
STATEMENT OF PROFIT AND LOSS FOR THE YEAR ENDED 31 MARCH 2023
(Amount in rupees hundred, unless otherwise stated)

Particulars	Notes		
		31 March 2023	31 March 2022
INCOME			
Revenue from operations		-	-
Total Income (I)		-	-
EXPENSES			
Finance costs	10	6.49	6.49
Other expenses	11	111.96	100.74
Total Expenses (II)		118.45	107.23
Profit/(Loss) before tax from continuing operations (I-II)		(118.45)	(107.23)
Tax expense:			
Current Tax		-	-
Profit/(Loss) for the year from continuing operations		(118.45)	(107.23)
Other Comprehensive Income			
Total other comprehensive income for the year, net of tax		-	-
Total comprehensive income/(loss) for the year, net of tax		(118.45)	(107.23)
Earnings per equity share (computed on the basis of (Profit/(Loss) for the year):	12		
(1) Basic		(1.18)	(1.07)
(2) Diluted		(1.18)	(1.07)
Summary of significant accounting policies	3		


The accompanying notes are an integral part of the financial statements.

As per our report of even date

For Rajees & Ajay
Firm registration No. 029977N
Chartered Accountants

Ajay Kumar Sachdeva
Partner
Membership No. 054302

For and on behalf of the Board of Directors of
ZULU PROPERTIES PRIVATE LIMITED


Narendra Vashisht
Director
DIN-06713906


Sachin Poonia
Director
DIN-09355915

Place : New Delhi

Date :

26 MAY 2023