

MODULAR ESTATES PRIVATE LIMITED
BALANCE SHEET AS AT 31 MARCH 2024
 (Amount in rupees hundred, unless otherwise stated)

	Notes	As at 31 March 2024	As at 31 March 2023
ASSETS			
Current assets			
Financial assets			
Cash and cash equivalents	4	421.67	480.67
Other current assets	5	6,556.10	6,556.10
Total Assets		6,977.77	7,036.77
EQUITY AND LIABILITIES			
Equity			
Equity share capital	6	10,000.00	10,000.00
Other equity	7	(3,081.23)	(3,022.23)
Total equity		6,918.77	6,977.77
LIABILITIES			
Current liabilities			
Financial liabilities			
Trade payables	8	-	-
-total outstanding dues of micro and small enterprises		59.00	59.00
-total outstanding dues other than micro and small enterprises		59.00	59.00
Total liabilities		59.00	59.00
Total Equity and Liabilities		6,977.77	7,036.77

Summary of material accounting policies

3

The accompanying notes are an integral part of the financial statements.

As per our report of even date

For Rajeev & Ajay
 Firm registration No: 801577N
 Chartered Accountants

Ajay Kumar Sachdeva
 Partner
 Membership No. 122502

Place : New Delhi
 Date : 20 May 2024

For and on behalf of the Board of Directors of
MODULAR ESTATES PRIVATE LIMITED

Shaji Kumar Sasidharan
 Director
 DIN-07119343

Manoj Soni
 Director
 DIN-08129479

MODULAR ESTATES PRIVATE LIMITED
STATEMENT OF PROFIT AND LOSS FOR THE YEAR ENDED 31 MARCH 2024
(Amount in rupees hundred, unless otherwise stated)

Particulars	Notes		
		31 March 2024	31 March 2023
INCOME			
Revenue from operations		-	-
Total Income (I)		-	-
EXPENSES			
Finance costs	9	-	4.87
Other expenses	10	59.00	71.36
Total Expenses (II)		59.00	76.23
Profit/(Loss) before tax from continuing operations (I-II)		(59.00)	(76.23)
Tax expense:			
Current tax		-	-
Profit/(Loss) for the year from continuing operations		(59.00)	(76.23)
Other comprehensive income		-	-
Total other comprehensive income/(loss) for the year, net of tax		-	-
Total comprehensive income/(loss) for the year, net of tax		(59.00)	(76.23)
Earnings per equity share:			
(1) Basic	11	(0.06)	(0.08)
(2) Diluted		(0.06)	(0.08)
Summary of material accounting policies			
	3		

The accompanying notes are an integral part of the financial statements.

As per our report of even date

For Rajeev & Ajay
Firm registration No. 100994
Chartered Accountants

Ajay Kumar Sachdeva
Partner
Membership No. : 084302



For and on behalf of the Board of Directors of
MODULAR ESTATES PRIVATE LIMITED

Shaji Kumar Sasidharan
Director
DIN-07119343

Manoj Soni
Director
DIN-08129479

Place : New Delhi
Date : 20 May 2024

MONARCH BUILDCON PRIVATE LIMITED
BALANCE SHEET AS AT 31 MARCH 2024
(Amount in rupees hundred, unless otherwise stated)

	Notes	As at	
		31 March 2024	31 March 2023
ASSETS			
Non-current assets			
Income-tax assets (net)	4	5,271.18	5,271.18
		5,271.18	5,271.18
Current assets			
Inventories	5	10,95,798.70	11,03,734.92
Financial assets	6	517.46	519.08
Cash and cash equivalents	7	58,220.21	58,220.21
Other current assets		11,54,536.37	11,62,474.21
		11,59,807.55	11,67,745.39
Total Assets			
EQUITY AND LIABILITIES			
Equity			
Equity share capital	8	1,000.00	1,000.00
Other equity	9	(4,542.33)	(4,505.05)
Total equity		(3,542.33)	(3,505.05)
LIABILITIES			
Current liabilities			
Financial liabilities			
Trade payables	10	-	-
-total outstanding dues of micro and small enterprises		59.00	79.00
-total outstanding dues other than micro and small enterprises		-	-
Other current liabilities	11	11,63,290.88	11,71,171.44
Total liabilities		11,63,349.88	11,71,250.44
		11,59,807.55	11,67,745.39
Total Equity and Liabilities			

Summary of material accounting policies

The accompanying notes are an integral part of the financial statements.

As per our report of even date

For **NAVRATN & CO LLP**
Firm Reg. No.: N500107
Chartered Accountants


Nitish Mittal
Partner
Membership No.: 095371



For and on behalf of the Board of Directors of
MONARCH BUILDCON PRIVATE LIMITED


Mukesh Kumar
Director
DIN-09635330


Shaji Kumar Sasidharan
Director
DIN-07119343

Place : Gurugram
Date : 20 May 2024

MONARCH BUILDCON PRIVATE LIMITED
STATEMENT OF PROFIT AND LOSS FOR THE YEAR ENDED 31 MARCH 2024
(Amount in rupees hundred, unless otherwise stated)

Particulars	Notes	31 March 2024		31 March 2023	
INCOME					
Revenue from operations					
Other income	12	3.34		129.69	
Total Income	13	<u>20.00</u>		<u>598.91</u>	
		<u>23.34</u>		<u>728.60</u>	
EXPENSES					
Finance costs	14	1.62		6.48	
Other expenses	15	59.00		735.40	
Total Expenses		<u>60.62</u>		<u>741.88</u>	
Profit/ (Loss) before tax from continuing operations		<u>(37.28)</u>		<u>(13.28)</u>	
Tax expense:					
Current tax		-		-	
Profit/ (Loss) for the year from continuing operations		<u>(37.28)</u>		<u>(13.28)</u>	
Other comprehensive income		-		-	
Total other comprehensive income for the year, net of tax		<u>-</u>		<u>-</u>	
Total comprehensive income/ (loss) for the year, net of tax		<u>(37.28)</u>		<u>(13.28)</u>	
Earnings per equity share:					
(1) Basic	16	(0.37)		(0.13)	
(2) Diluted		(0.37)		(0.13)	
Summary of material accounting policies	3				

The accompanying notes are an integral part of the financial statements.

As per our report of even date

For N A V R A T N & C O L L P
Firm Reg. No.: N500107
Chartered Accountants


Nitish Mittal
Partner
Membership No.: 095371



Place : Gurugram
Date : 20 May 2024

For and on behalf of the Board of Directors of
MONARCH BUILDCON PRIVATE LIMITED


Mukesh Kumar
Director
DIN-09635330


Shaji Kumar Sasidharan
Director
DIN-07119343

MONGA PROPERTIES PRIVATE LIMITED
BALANCE SHEET AS AT 31 MARCH 2024
(Amount in rupees hundred, unless otherwise stated)

	Notes	As at 31 March 2024	As at 31 March 2023
ASSETS			
Current assets			
Inventories			
Financial assets	4	4,76,276.99	4,76,214.98
Cash and cash equivalents	5	290.90	297.40
Other current assets	6	1,01,124.89	1,01,124.89
Total Assets		5,77,692.79	5,77,637.27
EQUITY AND LIABILITIES			
Equity			
Equity share capital	7	1,000.00	1,000.00
Other equity	8	(4,254.69)	(4,209.20)
Total equity		(3,254.69)	(3,209.20)
LIABILITIES			
Current liabilities			
Financial liabilities			
Trade payables	9	-	-
-total outstanding dues of micro and small enterprises		59.00	79.00
-total outstanding dues other than micro and small enterprises			
Other current liabilities	10	5,80,841.39	5,80,720.39
Current tax liabilities (net)	11	47.08	47.08
Total liabilities		5,80,947.48	5,80,846.47
Total Equity and Liabilities		5,77,692.79	5,77,637.27
Summary of material accounting policies			
3			

The accompanying notes are an integral part of the financial statements.

As per our report of even date

For NAVRATN & COLLP
Firm Reg. No.: N500107
Chartered Accountants


Nitish Mittal

Partner
Membership No.: 09537



Place : Gurugram
Date : 20 May 2024

For and on behalf of the Board of Directors of
MONGA PROPERTIES PRIVATE LIMITED


Mukesh Kumar
Director
DIN-09635330


Shaji Kumar Sasidharan
Director
DIN-07119343

MONGA PROPERTIES PRIVATE LIMITED
STATEMENT OF PROFIT AND LOSS FOR THE YEAR ENDED 31 MARCH 2024
(Amount in rupees hundred, unless otherwise stated)

Particulars	Notes	31 March 2024		31 March 2023	
INCOME					
Other income					
Total Income	12	20.00	-	-	-
EXPENSES					
Finance costs	13	6.49	17.56		
Other expenses	14	59.00	152.22		
Total Expenses		65.49	169.78		
Profit/(loss) before tax from continuing operations		(45.49)	(169.78)		
Tax expense:					
Current tax		-	-		
Adjustment of tax relating to earlier periods		-	(69.83)		
Profit/(loss) for the year from continuing operations		(45.49)	(99.95)		
Other comprehensive income					
Total other comprehensive income for the year, net of tax		-	-		
Total comprehensive income/(loss) for the year, net of tax		(45.49)	(99.95)		
Earnings per equity share:					
(1) Basic	15	(0.45)	(1.00)		
(2) Diluted		(0.45)	(1.00)		
Summary of material accounting policies					
	3				

The accompanying notes are an integral part of the financial statements.

As per our report of even date

For **NAV RATN & CO LLP**
Firm Reg. No.: N500107
Chartered Accountants


Nitish Mittal
Partner
Membership No.: 095371



For and on behalf of the Board of Directors of
MONGA PROPERTIES PRIVATE LIMITED


Mukesh Kumar
Director
DIN-09635330


Shaji Kumar Sasidharan
Director
DIN-07119343

Place : Gurugram
Date : 20 May 2024

NAAM PROMOTERS PRIVATE LIMITED
BALANCE SHEET AS AT 31 MARCH 2024
(Amount in rupees hundred, unless otherwise stated)

ASSETS

Current assets

Financial assets
Cash and cash equivalents
Total Assets

EQUITY AND LIABILITIES

Equity

Equity share capital
Other equity
Total equity

LIABILITIES

Current liabilities

Financial liabilities
Trade payables
-total outstanding dues of micro and small enterprises
-total outstanding dues other than micro and small enterprises
Other current liabilities
Current tax liabilities (net)
Total liabilities

Total Equity and Liabilities

Summary of material accounting policies

The accompanying notes are an integral part of the financial statements.

As per our report of even date

For **NAVRATN & CO LLP**

Firm Reg. No.: N500107
Chartered Accountants


Nitish Mittal
Partner


Membership No.: 095371



Place : Gurugram
Date : 20 May 2024

Notes	As at 31 March 2024	As at 31 March 2023
4	576.48	515.61
	576.48	515.61
5	1,500.00	1,500.00
6	(14,105.06)	(14,064.43)
	(12,605.06)	(12,564.43)
7	-	-
8	59.00	79.00
9	13,122.54	13,001.04
	13,181.54	13,080.04
	576.48	515.61
3		

For and on behalf of the Board of Directors of
NAAM PROMOTERS PRIVATE LIMITED


Anjul Sharma
Director
DIN- 10126870


Krishna Kant Vimal
Director
DIN-09748125

NAAM PROMOTERS PRIVATE LIMITED
STATEMENT OF PROFIT AND LOSS FOR THE YEAR ENDED 31 MARCH 2024
(Amount in rupees hundred, unless otherwise stated)

Particulars	Notes	31 March 2024	31 March 2023
INCOME			
Other income			
Total Income	10	20.00	-
		20.00	-
EXPENSES			
Finance costs			
Other expenses	11	1.62	6.69
Total Expenses	12	59.00	3,853.78
		60.62	3,860.47
Profit/(Loss) before tax from continuing operations		(40.62)	(3,860.47)
Tax expense:			
Current tax		-	-
Profit/(Loss) for the year from continuing operations		(40.62)	(3,860.47)
Other comprehensive income		-	-
Total other comprehensive income/(loss) for the year, net of tax		-	-
Total comprehensive income/(loss) for the year, net of tax		(40.62)	(3,860.47)
Earnings per-equity share:			
(1) Basic	13	(0.27)	(25.74)
(2) Diluted		(0.27)	(25.74)
Summary of material accounting policies	3		

The accompanying notes are an integral part of the financial statements.

As per our report of even date

For **NAV RATN & CO LLP**
Firm Reg. No.: N500107
Chartered Accountants


Nitish Mittal
Partner
Membership No.: 09537



Place : Gurugram
Date : 20 May 2024

For and on behalf of the Board of Directors of
NAAM PROMOTERS PRIVATE LIMITED


Anjul Sharma
Director
DIN- 10126870


Krishna Kant Vimal
Director
DIN-09748125

NANDITA PROMOTERS PRIVATE LIMITED
BALANCE SHEET AS AT 31 MARCH 2024
(Amount in rupees hundred, unless otherwise stated)

ASSETS	Notes	As at 31 March 2024	As at 31 March 2023
Current assets			
Financial assets			
Cash and cash equivalents	4	444.83	505.45
Total Assets		444.83	505.45
EQUITY AND LIABILITIES			
Equity			
Equity share capital	5	10,000.00	10,000.00
Other equity	6	(10,685.61)	(10,644.99)
Total equity		(685.61)	(644.99)
LIABILITIES			
Current liabilities			
Financial liabilities			
Trade payables	7	-	-
-total outstanding dues of micro and small enterprises			
-total outstanding dues other than micro and small enterprises		59.00	79.00
Other current liabilities	8	1,071.44	1,071.44
Total liabilities		1,130.44	1,150.44
Total Equity and Liabilities		444.83	505.45
Summary of material accounting policies	3		

The accompanying notes are an integral part of the financial statements.

As per our report of even date

For Rajeev & Ajay

Firm registration No. 00998
Chartered Accountants


Ajay Kumar Sachdeva
Partner
Membership No. : 084302



For and on behalf of the Board of Directors of
NANDITA PROMOTERS PRIVATE LIMITED


Rahul Chowdhary
Director
DIN-09668716


Arun Kumar
Director
DIN-08657473

Place : New Delhi
Date : 20 May 2024

NANDITA PROMOTERS PRIVATE LIMITED
STATEMENT OF PROFIT AND LOSS FOR THE YEAR ENDED 31 MARCH 2024
 (Amount in rupees hundred, unless otherwise stated)

Particulars	Notes	31 March 2024	31 March 2023
INCOME			
Other income	9	20.00	-
Total Income (I)		20.00	-
EXPENSES			
Finance costs	10	1.62	6.49
Other expenses	11	59.00	119.08
Total Expenses (II)		60.62	125.57
Profit/(Loss) before tax from continuing operations (I-II)		(40.62)	(125.57)
Tax expense:			
Current tax		-	-
Profit/(Loss) for the year from continuing operations		(40.62)	(125.57)
Other comprehensive income		-	-
Total other comprehensive income for the year, net of tax		-	-
Total comprehensive income/(loss) for the year, net of tax		(40.62)	(125.57)
Earnings per equity share:			
(1) Basic	12	(0.04)	(0.13)
(2) Diluted		(0.04)	(0.13)
Summary of material accounting policies	3		

The accompanying notes are an integral part of the financial statements.

As per our report of even date

For Rajeev & Ajay

Firm registration No. 0099711
 Chartered Accountants

Ajay Kumar Sachdeva

Partner

Membership No. : 084302



For and on behalf of the Board of Directors of
NANDITA PROMOTERS PRIVATE LIMITED

Rahul Chowdhary

Director

DIN-09668716

Arun Kumar

Director

DIN-08657473

Place : New Delhi

Date : 20 May 2024

NAVRATTAN BUILDCON PRIVATE LIMITED
BALANCE SHEET AS AT 31 MARCH 2024
(Amount in rupees hundred, unless otherwise stated)

	Notes	As at 31 March 2024	As at 31 March 2023
ASSETS			
Current assets			
Inventories	4	11,99,481.09	11,99,481.09
Financial assets			
Cash and cash equivalents	5	442.84	503.46
Total Assets		11,99,923.93	11,99,984.55
EQUITY AND LIABILITIES			
Equity			
Equity share capital	6	10,000.00	10,000.00
Other equity	7	(5,559.75)	(5,519.13)
Total equity		4,440.25	4,480.87
LIABILITIES			
Current liabilities			
Financial liabilities.			
Trade payables	8	-	-
-total outstanding dues of micro and small enterprises		-	-
-total outstanding dues other than micro and small enterprises		546.50	566.50
Other current liabilities	9	11,94,937.18	11,94,937.18
Total liabilities		11,95,483.68	11,95,503.68
Total Equity and Liabilities		11,99,923.93	11,99,984.55

Summary of material accounting policies 3

The accompanying notes are an integral part of the financial statements.

As per our report of even date

For Rajeev & Ajay
Firm registration No. 009977N
Chartered Accountants

Ajay Kumar Sachdeva
Partner
Membership No. 684302



For and on behalf of the Board of Directors of
NAVRATTAN BUILDCON PRIVATE LIMITED

Shaji Kumar Sasidharan
Director
DIN-07119343

Rahul Chowdhary
Director
DIN-09668716

Place : New Delhi
Date : 20 May 2024

NAVRATTAN BUILDCON PRIVATE LIMITED
STATEMENT OF PROFIT AND LOSS FOR THE YEAR ENDED 31 MARCH 2024
(Amount in rupees hundred, unless otherwise stated)

Particulars	Notes	31 March 2024		31 March 2023	
INCOME					
Other income	10	20.00	-		
Total Income		20.00	-		
EXPENSES					
Finance costs	11	1.62	6.49		
Other expenses	12	59.00	724.08		
Total Expenses (II)		60.62	730.57		
Profit/(Loss) before tax from continuing operations (I-II)		(40.62)	(730.57)		
Tax expense:					
Current tax		-	-		
Profit/(Loss) for the year from continuing operations		(40.62)	(730.57)		
Other comprehensive income		-	-		
Total other comprehensive income for the year, net of tax		-	-		
Total comprehensive income/(loss) for the year, net of tax		(40.62)	(730.57)		
Earnings per equity share:					
(1) Basic	13	(0.04)	(0.73)		
(2) Diluted		(0.04)	(0.73)		
Summary of material accounting policies	3				

The accompanying notes are an integral part of the financial statements.

As per our report of even date

For Rajeev & Ajay
Firm registration No : 009977N
Chartered Accountants

Ajay Kumar Sachdeva
Partner
Membership No. 084302



For and on behalf of the Board of Directors of
NAVRATTAN BUILDCON PRIVATE LIMITED

Shaji Kumar Sasidharan
Director
DIN-07119343

Rahul Chowdhary
Director
DIN-09668716

Place : New Delhi
Date : 20 May 2024

NAYAS PROJECTS PRIVATE LIMITED
BALANCE SHEET AS AT 31 MARCH 2024
(Amount in rupees hundred, unless otherwise stated)

	Notes	31 March 2024	31 March 2023
ASSETS			
Non-current assets			
Income-tax assets (net)		3.70	3.70
		<u>3.70</u>	<u>3.70</u>
Current assets			
Inventories	4	6,83,736.59	6,83,972.59
Financial assets			
Cash and cash equivalents	5	548.58	305.07
Other current assets	6	1,13,173.88	1,13,173.88
		<u>7,97,459.04</u>	<u>7,97,451.53</u>
Total assets		<u>7,97,462.74</u>	<u>7,97,455.23</u>
EQUITY AND LIABILITIES			
Equity			
Equity share capital	8	1,000.00	1,000.00
Other equity	9	(4,03,317.76)	(4,03,272.27)
Total equity		<u>(4,02,317.76)</u>	<u>(4,02,272.27)</u>
LIABILITIES			
Current liabilities			
Financial liabilities			
Trade payables	10	-	-
-total outstanding dues of micro and small enterprises			
-total outstanding dues other than micro and small enterprises		774.41	794.41
Other current liabilities	11	11,99,006.09	11,98,933.09
Total liabilities		<u>11,99,780.50</u>	<u>11,99,727.50</u>
Total equity and liabilities		<u>7,97,462.74</u>	<u>7,97,455.23</u>
Summary of material accounting policies	3		

The accompanying notes are an integral part of the financial statements.

As per our report of even date

For **NAV RATN & CO LLP**
Firm Reg. No.: N500107
Chartered Accountants


Nitesh Mittal
Partner
Membership No.: 095371



For and on behalf of the Board of Directors of
NAYAS PROJECTS PRIVATE LIMITED


Narendra Vashisht
Director
DIN-09668716


Shaji Kumar Sasidharan
Director
DIN-07119343

Place : Gurugram
Date : 20 May 2024

NAYAS PROJECTS PRIVATE LIMITED
STATEMENT OF PROFIT AND LOSS FOR THE YEAR ENDED 31 MARCH 2024
(Amount in rupees hundred, unless otherwise stated)

Particulars	Notes	31 March 2024	31 March 2023
INCOME			
Other income			
Total Income	12	20.00	2,500.00
EXPENSES			
Finance costs	13	6.49	6.48
Other expenses	14	59.00	892.68
Total Expenses		65.49	899.16
Profit/(Loss) before tax		(45.49)	1,600.84
Tax expense:			
Current tax		-	-
Profit/(Loss) for the year		(45.49)	1,600.84
Other comprehensive income			
Total other comprehensive income/(loss) for the year, net of tax		-	-
Total comprehensive income/(loss) for the year, net of tax			
		(45.49)	1,600.84
Earnings per equity share:			
Basic (Rs.)	15	(0.45)	16.01
Diluted (Rs.)		(0.45)	16.01
Summary of material accounting policies	3		

The accompanying notes are an integral part of the financial statements.

As per our report of even date

For **NAVRATN & CO LLP**

Firm Reg. No.: N500107

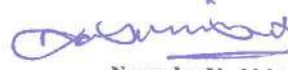
Chartered Accountants


Nitish Mittal
Partner

Membership No.: 095371



For and on behalf of the Board of Directors of
NAYAS PROJECTS PRIVATE LIMITED


Narendra Vashisht
Director
DIN-09668716


Shaji Kumar Sasidharan
Director
DIN-07119343

Place : Gurugram
Date : 20 May 2024

266

NETTLE PROPBUILD PRIVATE LIMITED
BALANCE SHEET AS AT 31 MARCH 2024
 (Amount in rupees hundred, unless otherwise stated)

	Notes	As at	
		31 March 2024	31 March 2023
ASSETS			
Current assets			
Inventories	4	3,16,630.07	3,16,630.07
Financial assets			
Cash and cash equivalents	5	190.78	256.27
Other current assets	6	2,802.31	2,802.31
Total Assets		3,19,623.16	3,19,688.65
EQUITY AND LIABILITIES			
Equity			
Equity share capital	7.	1,000.00	1,000.00
Other equity	8	(5,010.62)	(4,965.13)
Total equity		(4,010.62)	(3,965.13)
LIABILITIES			
Current liabilities			
Financial liabilities			
Trade payables	9	-	-
-total outstanding dues of micro and small enterprises			
-total outstanding dues other than micro and small enterprises		59.00	79.00
Other current liabilities	10	3,23,574.78	3,23,574.78
Total liabilities		3,23,633.78	3,23,653.78
Total Equity and Liabilities		3,19,623.16	3,19,688.65

Summary of material accounting policies

3

The accompanying notes are an integral part of the financial statements.


As per our report of even date


For Rajeev & Ajay
 Firm registration No. 009977N
 Chartered Accountants

Ajay Kumar Sachdeva
 Partner
 Membership No. 084302

Place : New Delhi
 Date : 20 May 2024

For and on behalf of the Board of Directors of
NETTLE PROPBUILD PRIVATE LIMITED


 Rahul Chowdhary
 Director
 DIN-09668716


 Shaji Kumar Sasidharan
 Director
 DIN-07119343

NETTLE PROPBUILD PRIVATE LIMITED
STATEMENT OF PROFIT AND LOSS FOR THE YEAR ENDED 31 MARCH 2024
(Amount in rupees hundred, unless otherwise stated)


Particulars	Notes	31 March 2024	31 March 2023
INCOME			
Other income			
Total Income (I)	11	20.00	-
		20.00	-
EXPENSES			
Finance costs	12	6.49	6.49
Other expenses	13	59.00	1,881.96
Total Expenses (II)		65.49	1,888.45
Profit/(Loss) before tax from continuing operations (I-II)		(45.49)	(1,888.45)
Tax expense:			
Current tax		-	-
Profit/(Loss) for the year from continuing operations		(45.49)	(1,888.45)
Other comprehensive income		-	-
Total other comprehensive income for the year, net of tax		-	-
Total comprehensive income/(loss) for the year, net of tax		(45.49)	(1,888.45)
Earnings per equity share:			
(1) Basic	14	(0.45)	(18.88)
(2) Diluted		(0.45)	(18.88)

Summary of material accounting policies

3

The accompanying notes are an integral part of the financial statements.

As per our report of even date

For Rajeev & Ajay
Firm registration No. 000977N
Chartered Accountants

Ajay Kumar Sachdeva
Partner
Membership No. 004302

For and on behalf of the Board of Directors of
NETTLE PROPBUILD PRIVATE LIMITED


Rahul Chowdhary
Director
DIN-09668716


Shaji Kumar Sasidharan
Director
DIN-07119343

Place : New Delhi
Date : 20 May 2024

258

NEWT PROPBUILD PRIVATE LIMITED
BALANCE SHEET AS AT 31 MARCH 2024
(Amount in rupees hundred, unless otherwise stated)

ASSETS

Current assets

Inventories
Financial assets
Cash and cash equivalents
Other current assets
Total Assets

EQUITY AND LIABILITIES

Equity

Equity share capital
Other equity
Total equity

LIABILITIES

Current liabilities

Financial liabilities
Trade payables
-total outstanding dues of micro and small enterprises
-total outstanding dues other than micro and small enterprises
Other current liabilities
Total liabilities

Total Equity and Liabilities

Summary of material accounting policies

The accompanying notes are an integral part of the financial statements.

As per our report of even date

For Rajeev & Ajay
Firm registration No. 009977N
Chartered Accountants




Ajay Kumar Sachdev
Partner
Membership No. : 084302

Place : New Delhi
Date : 20 May 2024

Notes	As at	
	31 March 2024	31 March 2023
4	1,87,257.28	1,87,257.28
5	191.46	256.95
6	10,011.17	10,011.17
	1,97,459.91	1,97,525.40
7	1,000.00	1,000.00
8	(3,252.31)	(3,206.82)
	(2,252.31)	(2,206.82)
9	-	-
	59.00	79.00
10	1,99,653.22	1,99,653.22
	1,99,712.22	1,99,732.22
	1,97,459.91	1,97,525.40
3		

For and on behalf of the Board of Directors of
NEWT PROPBUILD PRIVATE LIMITED


Praveen Kumar Madan
Director
DIN-08595762


Shaji Kumar Sasidharan
Director
DIN-07119343

NEWT PROPBUILD PRIVATE LIMITED
STATEMENT OF PROFIT AND LOSS FOR THE YEAR ENDED 31 MARCH 2024
(Amount in rupees hundred, unless otherwise stated).¹⁾

Particulars	Notes	31 March 2024		31 March 2023	
INCOME					
Other Income					
Total Income (I)	11	20.00	-	-	-
EXPENSES					
Finance costs	12	6.49	6.49		
Other expenses	13	59.00	136.71		
Total Expenses (II)		65.49	143.20		
Profit/(Loss) before tax from continuing operations (I-II)		(45.49)	(143.20)		
Tax expense:					
Current tax		-	-		
Profit/(Loss) for the year from continuing operations		(45.49)	(143.20)		
Other comprehensive income		-	-		
Total other comprehensive income/(loss) for the year, net of tax		-	-		
Total comprehensive income(loss) for the year, net of tax		(45.49)	(143.20)		
Earnings per equity share:					
(1) Basic	14	(0.45)	(1.43)		
(2) Diluted		(0.45)	(1.43)		
Summary of material accounting policies	3				

The accompanying notes are an integral part of the financial statements.

As per our report of even date

For Rajeev & Ajay
Firm registration No : 009977N
Chartered Accountants

Ajay Kumar Sachdeva
Partner
Membership No : 084302

Place : New Delhi
Date : 20 May 2024

For and on behalf of the Board of Directors of
NEWT PROPBUILD PRIVATE LIMITED

Praveen Kumar Madan
Director
DIN-08595762

Shaji Kumar Sasidhar
Director
DIN-07119343

264

NIPPER PROPBUILD PRIVATE LIMITED
BALANCE SHEET AS AT 31 MARCH 2024
(Amount in rupees hundred unless otherwise stated)

	Notes	As at	
		31 March 2024	31 March 2023
ASSETS			
Non-current assets			
Income-tax assets (net)	4	3,065.31	3,065.31
		3,065.31	3,065.31
Current assets			
Inventories	5	3,60,734.71	4,71,163.35
Financial assets			
Cash and cash equivalents	6	216.93	282.42
Other current assets	7	65,247.97	65,247.97
		4,26,199.61	5,36,693.74
Total Assets		4,29,264.92	5,39,759.05
EQUITY AND LIABILITIES			
Equity			
Equity share capital	8	1,000.00	1,000.00
Other equity	9	(2,331.47)	(2,379.73)
Total equity		(1,331.47)	(1,379.73)
LIABILITIES			
Current liabilities			
Financial liabilities			
Trade payables	10	-	-
-total outstanding dues of micro and small enterprises		-	-
-total outstanding dues other than micro and small enterpr		59.00	79.00
Other current liabilities	11	4,30,537.39	5,41,059.78
Total liabilities		4,30,596.39	5,41,138.78
Total Equity and Liabilities		4,29,264.92	5,39,759.05
Summary of material accounting policies	3		

The accompanying notes are an integral part of the financial statements.

As per our report of even date

For Rajeev & Ajay
Firm registration No: 809957N
Chartered Accountants

Ajay Kumar Sachdeva
Partner
Membership No. 158478



For and on behalf of the Board of Directors of
NIPPER PROPBUILD PRIVATE LIMITED

Falak Qureshi
Director
DIN-10222362

Vipul Premi
Director
DIN-10352346

Place : New Delhi
Date : 20 May 2024

NIPPER PROPBUILD PRIVATE LIMITED
STATEMENT OF PROFIT AND LOSS FOR THE YEAR ENDED 31 MARCH 2024
(Amount in rupees hundred unless otherwise stated)

Particulars	Notes	31 March 2024	31 March 2023
INCOME			
Revenue from operations	12	93.75	-
Other Income	13	20.00	4.40
Total Income (I)		113.75	4.40
EXPENSES			
Finance costs	14	6.49	22.86
Other expenses	15	59.00	138.68
Total Expenses (II)		65.49	161.54
(Profit)/Loss before tax from continuing operations (I-II)		48.26	(157.14)
Tax expense:			
Current Tax		-	-
Adjustment of tax relating to earlier periods		-	(101.71)
(Profit)/Loss for the year from continuing operations		48.26	(55.43)
Other Comprehensive Income			
Total other comprehensive income/(loss) for the year, net of		-	-
Total comprehensive (Profit)/loss for the year, net of tax		48.26	(55.43)
Earnings per equity share (computed on the basis of profit/(loss) for the year):			
(1) Basic		0.48	(0.55)
(2) Diluted		0.48	(0.55)
Summary of material accounting policies	3		

The accompanying notes are an intergral part of the financial statements.

As per our report of even date

For Rajeev & Ajay
Firm registration No : 009977N
Chartered Accountants

Ajay Kumar Sachdeva
Partner
Membership No. 84302



For and on behalf of the Board of Directors of
NIPPER PROPBUILD PRIVATE LIMITED

Falak Qureshi
Director
DIN-10222362

Vijay Premi
Director
DIN-10352346

Place : New Delhi
Date : 20 May 2024

NISHKARSH ESTATES PRIVATE LIMITED
BALANCE SHEET AS AT 31 MARCH 2024
(Amount in rupees hundred. unless otherwise stated)

ASSETS

Non-current assets

Income-tax assets (net)

Current assets

Inventories

Financial assets

Cash and cash equivalents

Total Assets

EQUITY AND LIABILITIES

Equity

Equity share capital

Other equity

Total equity

LIABILITIES

Current liabilities

Financial liabilities

Trade payables

-total outstanding dues of micro and small enterprises

-total outstanding dues other than micro and small enterprises

Other current liabilities

Total liabilities

Total Equity and Liabilities

Summary of material accounting policies

The accompanying notes are an integral part of the financial statements.

As per our report of even date

For **NAV RATN & CO LLP**

Firm Reg. No.: N500107

Chartered Accountants

Nitish Mittal

Nitish Mittal

Partner

Membership No.: 095371



Place : Gurugram
Date : 20 May 2024

Notes	As at 31 March 2024	As at 31 March 2023
4	-	-
5	13,31,655.71	13,31,655.71
6	545.15	546.77
	13,32,200.86	13,32,202.48
	13,32,200.86	13,32,202.48
7	10,000.00	10,000.00
8	(4,786.30)	(4,745.68)
	5,213.70	5,254.32
9	-	-
10	59.00	79.00
	13,26,928.16	13,26,869.16
	13,26,987.16	13,26,948.16
	13,32,200.86	13,32,202.48
3		

For and on behalf of the Board of Directors of
NISHKARSH ESTATES PRIVATE LIMITED

Krishna Kant Vimal
Krishna Kant Vimal
Director
DIN-09748125

Vipul Premi
Vipul Premi
Director
DIN- 10136213

NISHKARSH ESTATES PRIVATE LIMITED
STATEMENT OF PROFIT AND LOSS FOR THE YEAR ENDED 31 MARCH 2024
 (Amount in rupees hundred, unless otherwise stated)

Particulars	Notes	
	31 March 2024	31 March 2023
INCOME		
Other income		
Total Income	11	
	20.00	79.82
	<u>20.00</u>	<u>79.82</u>
EXPENSES		
Finance costs		
Other expenses		
Total Expenses	12	
	1.62	6.49
	59.00	119.08
	<u>60.62</u>	<u>125.57</u>
	<u>(40.62)</u>	<u>(45.75)</u>
Profit/(Loss) before tax from continuing operations		
Tax expense:		
Current tax		
Profit/(Loss) for the year from continuing operations		
	<u>(40.62)</u>	<u>(45.75)</u>
Other comprehensive income		
Total other comprehensive income for the year, net of tax		
	<u>-</u>	<u>-</u>
Total comprehensive income/(loss) for the year, net of tax		
	<u>(40.62)</u>	<u>(45.75)</u>
Earnings per equity share:		
(1) Basic	14	
(2) Diluted		
	(0.41)	(0.46)
	(0.41)	(0.46)
Summary of material accounting policies	3	

The accompanying notes are an integral part of the financial statements.

As per our report of even date

For NAVRATN & CO LLP
 Firm Reg. No.: N500107
 Chartered Accountants


 Nitish Mittal
 Partner
 Membership No.: 095371



Place : Gurugram
 Date : 20 May 2024

For and on behalf of the Board of Directors of
NISHKARSH ESTATES PRIVATE LIMITED


 Krishna Kant Vimal
 Director
 DIN-09748125


 Vipul Premi
 Director
 DIN- 10136213

NOTCH PROPBUILD PRIVATE LIMITED
BALANCE SHEET AS AT 31 MARCH 2024
 (Amount in rupees hundred unless otherwise stated)

		As at 31 March 2024	As at 31 March 2023
ASSETS			
Non-current assets			
Income-tax assets (net)	4	-	9,455.87
		-	9,455.87
Current assets			
Inventories	5	13,97,014.89	7,56,044.27
Financial assets			
Cash and cash equivalents	6	10,688.65	904.72
Other current assets	7	1,13,592.03	1,13,592.03
		15,21,295.57	8,70,541.02
Total Assets		15,21,295.57	8,79,996.89
EQUITY AND LIABILITIES			
Equity			
Equity share capital	8	1,000.00	1,000.00
Other equity	9	(174.30)	(509.90)
Total equity		825.70	490.10
LIABILITIES			
Current liabilities			
Financial liabilities			
Trade payables	10		
-total outstanding dues of micro and small enterprises		-	-
-total outstanding dues other than micro and small enterprises		59.00	79.00
Other current liabilities	11	15,20,408.36	8,79,427.79
Current tax liabilities (net)	12	2.50	-
Total liabilities		15,20,469.86	8,79,506.79
Total Equity and Liabilities		15,21,295.56	8,79,996.89
Summary of material accounting policies			
	3		

The accompanying notes are an integral part of the financial statements.

As per our report of even date

For Rajeev & Ajay
 Firm registration No. 000977N
 Chartered Accountants


 Ajay Kumar Sachdeva
 Partner
 Membership No. 084302

For and on behalf of the Board of Directors of
NOTCH PROPBUILD PRIVATE LIMITED


 Vipul Premi
 Director
 DIN-10352346


 Lalita Kumar Sahoo
 Director
 DIN-08396540

Place : New Delhi
 Date : 20 May 2024

NOTCH PROPBUILD PRIVATE LIMITED
STATEMENT OF PROFIT AND LOSS FOR THE YEAR ENDED 31 MARCH 2024
 (Amount in rupees hundred unless otherwise stated)

Particulars	Notes		
		31 March 2024	31 March 2023
INCOME			
Other income			
Total Income (I)	13	398.33	94,583.62
EXPENSES			
Finance costs	14	3.73	95.52
Other expenses	15	59.00	95,127.96
Total Expenses (II)		62.73	95,223.47
Profit/(loss) before tax from continuing operations (I-II)		335.60	(639.86)
Tax expense:			
Current tax		-	-
Adjustment of tax relating to earlier periods		-	(549.11)
Profit/(loss) for the year from continuing operations		335.60	(90.74)
Other Comprehensive Income			
		-	-
Total other comprehensive income for the year, net of tax		-	-
Total comprehensive income/(loss) for the year, net of tax		335.60	(90.74)
Earnings per equity share (computed on the basis of profit/(loss) for the year):	16		
(1) Basic		3.36	(0.91)
(2) Diluted		3.36	(0.91)
Summary of material accounting policies	3		

The accompanying notes are an integral part of the financial statements.

As per our report of even date

For Rajeev & Ajay
 Firm registration No: 009977N
 Chartered Accountants

 Ajay Kumar Sachdeva
 Partner
 Membership No. : 084302

For and on behalf of the Board of Directors of
NOTCH PROPBUILD PRIVATE LIMITED


 Vipul Premi
 Director
 DIN-10352346


 Lalita Kumar Sahoo
 Director
 DIN-08396540

Place : New Delhi
 Date : 20 May 2024

PANSY BUILDCONS PRIVATE LIMITED
BALANCE SHEET AS AT 31 MARCH 2024
(Amount in rupees hundred, unless otherwise stated)

	Notes	As at	
		31 March 2024	31 March 2023
ASSETS			
Non-current assets			
Income-tax assets (net)	4	-	-
Current assets			
Financial assets			
Cash and cash equivalents	5	656.18	693.55
Other current assets	6	3,20,109.19	3,20,132.44
		3,20,765.37	3,20,825.99
Total Assets		3,20,765.37	3,20,825.99
EQUITY AND LIABILITIES			
Equity			
Equity share capital	7	2,000.00	2,000.00
Other equity	8	3,18,706.37	3,18,766.99
Total equity		3,20,706.37	3,20,766.99
LIABILITIES			
Current liabilities			
Financial liabilities			
Trade payables	9	-	-
-total outstanding dues of micro and small enterprises		-	-
-total outstanding dues other than micro and small enterprises		59.00	59.00
Total liabilities		59.00	59.00
Total Equity and Liabilities		3,20,765.37	3,20,825.99

Summary of material accounting policies

3

The accompanying notes are an integral part of the financial statements.

As per our report of even date

For Rajeev & Ajay
Firm registration No. 069957N
Chartered Accountants

Ajay Kumar
Partner
Membership No. : 084302



For and on behalf of the Board of Directors of
PANSY BUILDCONS PRIVATE LIMITED

Vispendra Singh Chaudhary
Director
DIN-10174911

Arif Mohamad
Director
DIN-07119219

Place : New Delhi
Date : 20 May 2024

PANSY BUILDCONS PRIVATE LIMITED
STATEMENT OF PROFIT AND LOSS FOR THE YEAR ENDED 31 MARCH 2024
(Amount in rupees hundred, unless otherwise stated)

Particulars	Notes	31 March 2024	31 March 2023
INCOME			
Other income	10	-	350.00
Total Income (I)		-	350.00
EXPENSES			
Finance costs	11	1.62	6.49
Other expenses	12	59.00	4,170.66
Total Expenses (II)		60.62	4,177.15
Profit/(Loss) before tax from continuing operations (I-II)		(60.62)	(3,827.15)
Tax expense:			
Current Tax		-	-
Profit/(Loss) for the year from continuing operations		(60.62)	(3,827.15)
Other Comprehensive Income		-	-
Total other comprehensive income for the year, net of tax		-	-
Total comprehensive income/(loss) for the year, net of tax		(60.62)	(3,827.15)
Earnings per equity share (computed on the basis of profit/(loss) for the year):	13		
(1) Basic		(0.30)	(0.19)
(2) Diluted		(0.30)	(0.19)
Summary of material accounting policies	3		


The accompanying notes are an integral part of the financial statements.

As per our report of even date

For Rajeev & Ajay
Firm registration No : 009977N
Chartered Accountants


Ajay Kumar Sachdeva
Partner
Membership No. 187102

For and on behalf of the Board of Directors of
PANSY BUILDCONS PRIVATE LIMITED


Vispendra Singh Chaudhary
Director
DIN-10174911


Arif Mohamad
Director
DIN-07119219

Place : New Delhi
Date : 20 May 2024

305

PAVING PROPBUILD PRIVATE LIMITED
BALANCE SHEET AS AT 31 MARCH 2024
 (Amount in rupees hundred, unless otherwise stated)

	Notes	As at 31 March 2024	As at 31 March 2023
ASSETS			
Current assets			
Inventories	4	50,772.90	50,772.90
Financial assets			
Cash and cash equivalents	5	192.70	258.19
Total Assets		50,965.60	51,031.09
EQUITY AND LIABILITIES			
Equity			
Equity share capital	6	1,000.00	1,000.00
Other equity	7	(11,911.05)	(11,865.56)
Total equity		(10,911.05)	(10,865.56)
LIABILITIES			
Current liabilities			
Financial liabilities			
Trade payables	8	-	-
-total outstanding dues of micro and small enterprises			
-total outstanding dues other than micro and small enterprises		59.00	79.00
Other current liabilities	9	61,817.65	61,817.65
Total liabilities		61,876.65	61,896.65
Total Equity and Liabilities		50,965.60	51,031.09

Summary of material accounting policies

3

The accompanying notes are an integral part of the financial statements.

As per our report of even date

For Rajeev & Ajay
 Firm registration No : 009977N
 Chartered Accountants

Aja Kumar Sachdev
 Partner
 Membership No: 13802



For and on behalf of the Board of Directors of
PAVING PROPBUILD PRIVATE LIMITED

Vipul Premi
 Director
 DIN-10352346

Lalita Kumar Sahoo
 Director
 DIN-08396540

Place : New Delhi
 Date : 20 May 2024

PAVING PROPBUILD PRIVATE LIMITED
STATEMENT OF PROFIT AND LOSS FOR THE YEAR ENDED 31 MARCH 2024
(Amount in rupees hundred, unless otherwise stated)

Particulars	Notes	31 March 2024		31 March 2023	
INCOME					
Other income	10	20.00	-	-	-
Total Income (I)		20.00	-	-	-
EXPENSES					
Finance costs	11	6.49	-	-	-
Other expenses	12	59.00	115.08	-	-
Total Expenses (II)		65.49	115.08	-	-
Profit/(Loss) before tax from continuing operations (I-II)		(45.49)	(115.08)	-	-
Tax expense:					
Current tax		-	-	-	-
Profit/(Loss) for the year from continuing operations		(45.49)	(115.08)	-	-
Other comprehensive income					
Total other comprehensive income/(loss) for the year, net of tax		-	-	-	-
Total comprehensive income/(loss) for the year, net of tax		(45.49)	(115.08)	-	-
Earnings per equity share:					
(1) Basic	13	(0.45)	(1.15)	-	-
(2) Diluted		(0.45)	(1.15)	-	-
Summary of material accounting policies	3				

The accompanying notes are an integral part of the financial statements.

As per our report of even date

For Rajeve & Ajay
Firm registration No. 080977N
Chartered Accountants

Ajay Kumar Sachdeva
Partner
Membership No. 184005



For and on behalf of the Board of Directors of
PAVING PROPBUILD PRIVATE LIMITED

Vipul Premi
Director
DIN-10352346

Lalita Kumar Sahoo
Director
DIN-08396540

Place : New Delhi
Date : 20 May 2024

PERCH CONBUILD PRIVATE LIMITED
BALANCE SHEET AS AT 31 MARCH 2024
(Amount in rupees hundred, unless otherwise stated)

	Notes	As at	
		31 March 2024	31 March 2023
ASSETS			
Non-current assets			
Current assets			
Financial assets			
Investments	4	-	-
Cash and cash equivalents	5	177.46	242.95
Total Assets		177.46	242.95
EQUITY AND LIABILITIES			
Equity			
Equity share capital	6	1,000.00	1,000.00
Other equity	7	(2,51,745.06)	(2,51,699.57)
Total equity		(2,50,745.06)	(2,50,699.57)
LIABILITIES			
Current liabilities			
Financial liabilities			
Trade payables	8	-	-
-total outstanding dues of micro and small enterprises			
-total outstanding dues other than micro and small enterprises		59.00	79.00
Other current liabilities	9	2,50,863.52	2,50,863.52
Total liabilities		2,50,922.52	2,50,942.52
Total Equity and Liabilities		177.46	242.95
Summary of material accounting policies	3		

The accompanying notes are an integral part of the financial statements.

As per our report of even date

For Rajeev & Ajay
Firm registration No : 009977N
Chartered Accountants

Ajay Kumar Sarda
Partner
Membership No. : 00115



For and on behalf of the Board of Directors of
PERCH CONBUILD PRIVATE LIMITED

Vipul Premi
Director
DIN-10352346

Kalicharan Patro
Director
DIN-10049038

Place : New Delhi
Date : 20 May 2024

PERCH CONBUILD PRIVATE LIMITED
STATEMENT OF PROFIT AND LOSS FOR THE YEAR ENDED 31 MARCH 2024
(Amount in rupees hundred, unless otherwise stated)

Particulars	Notes	31 March 2024		31 March 2023	
INCOME					
Other income	10	20.00	-	-	-
Total Income (I)		20.00	-	-	-
EXPENSES					
Finance costs	11	6.49	6.49		
Other expenses	12	59.00	118.20		
Total Expenses (II)		65.49	124.69		
Profit/(Loss) before tax from continuing operations (I-II)		(45.49)	(124.69)		
Tax expense:					
Current Tax		-	-		
Profit/(Loss) for the year from continuing operations		(45.49)	(124.69)		
Other Comprehensive Income					
		-	-		
Total other comprehensive income for the year, net of tax		-	-		
Total comprehensive income/(loss) for the year, net of tax		(45.49)	(124.69)		
Earnings per equity share (computed on the basis of profit/(loss) for the year):					
(1) Basic	13	(0.45)	(1.25)		
(2) Diluted		(0.45)	(1.25)		
Summary of material accounting policies	3				

The accompanying notes are an integral part of the financial statements.

As per our report of even date

For Rajeev & Anshu
Firm registration No : 009977
Chartered Accountants

Ajay Kumar Sachdeva
Partner
Membership No. : 084302



For and on behalf of the Board of Directors of
PERCH CONBUILD PRIVATE LIMITED

Vipul Premi
Director
DIN-10352346

Kalicharan Patro
Director
DIN-10049038

Place : New Delhi
Date : 20 May 2024

PERPETUAL REALTORS PRIVATE LIMITED
BALANCE SHEET AS AT 31 MARCH 2024
(Amount in rupees hundred, unless otherwise stated)

ASSETS

Non-current assets

Income-tax assets (net)

Current assets

Inventories

Cash and cash equivalents

Other current assets

Total assets

EQUITY AND LIABILITIES

Equity

Equity share capital

Other equity

Total equity

LIABILITIES

Current liabilities

Financial liabilities

Trade payables

-total outstanding dues of micro and small enterprises

-total outstanding dues other than micro and small enterprises

Other current liabilities

Provisions

Total liabilities

Total equity and liabilities

Summary of material accounting policies

The accompanying notes are an integral part of the financial statements.

As per our report of even date

For N A V R A T N & C O L L P

Firm Reg. No.: N500107

Chartered Accountants

Nitish Mittal
Nitish Mittal

Partner

Membership No.: 095371



Place : Gurugram

Date : 20 May 2024

Notes	As at 31 March 2024	As at 31 March 2023
4	-	-
5	9,52,653.54	9,52,653.54
6	558.49	-
7	1,36,130.32	1,36,130.32
	10,89,342.35	10,88,783.86
8	1,000.00	1,000.00
9	(8,907.39)	(8,863.52)
	(7,907.39)	(7,863.52)
10	59.00	79.00
11	10,97,190.74	10,96,568.38
12	-	-
	10,97,249.74	10,96,647.38
	10,89,342.35	10,88,783.86

3

For and on behalf of the Board of Directors of
PERPETUAL REALTORS PRIVATE LIMITED

Manoj Soni
Manoj Soni
Director
DIN-08129479

Manish Kumar
Manish Kumar
Director
DIN- 08376582

PERPETUAL REALTORS PRIVATE LIMITED
STATEMENT OF PROFIT AND LOSS FOR THE YEAR ENDED 31 MARCH 2024
(Amount in rupees hundred, unless otherwise stated)

Particulars	Notes	31 March 2024		31 March 2023	
INCOME					
Other Income					
Total Income	12	20.00		328.63	
		20.00		328.63	
EXPENSES					
Finance costs					
Other expenses	13	4.87		6.49	
Total Expenses	14	59.00		890.93	
		63.87		897.42	
Profit/(Loss) before tax from continuing operations		(43.87)		(568.79)	
Tax expense:					
Current tax					
Profit/(Loss) for the year from continuing operations					
Other comprehensive income		(43.87)		(568.79)	
Total other comprehensive income/(loss) for the year, net of tax					
Total comprehensive income/(loss) for the year, net of tax		(43.87)		(568.79)	
Earnings per equity share:					
Basic (Rs.)	15	(0.44)		(5.69)	
Diluted (Rs.)		(0.44)		(5.69)	
Summary of material accounting policies	3				

The accompanying notes are an integral part of the financial statements.

As per our report of even date

For **NAV RATN & CO LLP**
Firm Reg. No.: N500107
Chartered Accountants


Nitish Mittal
Partner
Membership No.: 095371



Place : Gurugram
Date : 20 May 2024

For and on behalf of the Board of Directors of
PERPETUAL REALTORS PRIVATE LIMITED


Manoj Som
Director
DIN-08129479


Manish Kumar
Director
DIN- 08376582

PRAGYA BUILDCON PRIVATE LIMITED
BALANCE SHEET AS AT 31 MARCH 2024
(Amount in rupees hundred, unless otherwise stated)

	Notes	As at 31 March 2024	As at 31 March 2023
ASSETS			
Current assets			
Inventories	4	9,82,539.79	9,82,539.79
Financial assets			
Cash and cash equivalents	5	458.46	519.09
Other current assets	6	-	-
Total Assets		9,82,998.25	9,83,058.88
EQUITY AND LIABILITIES			
Equity			
Equity share capital	7	1,000.00	1,000.00
Other equity	8	(3,89,968.96)	(3,89,928.33)
Total equity		(3,88,968.96)	(3,88,928.33)
LIABILITIES			
Current liabilities			
Financial liabilities			
Trade payables	9	-	-
-total outstanding dues of micro and small enterprises		-	-
-total outstanding dues other than micro and small enterprises		59.00	79.00
Other current liabilities	10	13,71,908.21	13,71,908.21
Total liabilities		13,71,967.21	13,71,987.21
Total Equity and Liabilities		9,82,998.25	9,83,058.88

Summary of material accounting policies

3

The accompanying notes are an integral part of the financial statements.

As per our report of even date

For Rajeev & Ajay
Firm registration No : 009977N
Chartered Accountants

Ajay Kumar Sachdev
Partner
Membership No. 123456



For and on behalf of the Board of Directors of
PRAGYA BUILDCON PRIVATE LIMITED

Reeti Puja Khuttan
Director
DIN- 08595774

Manoj Soni
Director
DIN- 08129479

Place : New Delhi
Date : 20 May 2024

PRAGYA BUILDCON PRIVATE LIMITED
STATEMENT OF PROFIT AND LOSS FOR THE YEAR ENDED 31 MARCH 2024
(Amount in rupees hundred, unless otherwise stated)

Particulars	Notes	31 March 2024	31 March 2023
INCOME			
Other income	11	20.00	-
Total Income (I)		20.00	-
EXPENSES			
Finance costs	12	1.63	6.49
Other expenses	13	59.00	142.68
Total Expenses (II)		60.63	149.17
Profit/(Loss) before tax from continuing operations (I-II)		(40.63)	(149.17)
Tax expense:			
Current tax		-	-
Profit/(Loss) for the year from continuing operations		(40.63)	(149.17)
Other comprehensive income			
Total other comprehensive income/(loss) for the year, net of tax		-	-
Total comprehensive income/(loss) for the year, net of tax		(40.63)	(149.17)
Earnings per equity share:			
(1) Basic	14	(0.41)	(1.49)
(2) Diluted		(0.41)	(1.49)

Summary of material accounting policies

3

The accompanying notes are an integral part of the financial statements.

As per our report of even date

For Rajeev & Ajay
Firm registration No. 009977N
Chartered Accountants

Ajay Kumar Sachdeva
Partner
Membership No. 4502



For and on behalf of the Board of Directors of
PRAGYA BUILDCON PRIVATE LIMITED

Reeti Puja Khuttan
Director
DIN- 08595774

Manoj Soni
Director
DIN- 08129479

Place : New Delhi
Date : 20 May 2024

PRATHAM PROMOTERS PRIVATE LIMITED
BALANCE SHEET AS AT 31 MARCH 2024
(Amount in Rupees hundred, unless otherwise stated)

	Notes	As at 31 March 2024	As at 31 March 2023
ASSETS			
Current assets			
Financial assets			
Cash and cash equivalents	4	447.28	507.90
Total Assets		447.28	507.90
EQUITY AND LIABILITIES			
Equity			
Equity share capital	5	10,000.00	10,000.00
Other equity	6	(10,736.52)	(10,695.90)
Total equity		(736.52)	(695.90)
LIABILITIES			
Current liabilities			
Financial liabilities			
Trade payables	7	-	-
-total outstanding dues of micro and small enterprises			
-total outstanding dues other than micro and small enterprises		118.00	138.00
Other current liabilities	8	1,065.80	1,065.80
Total liabilities		1,183.80	1,203.80
Total Equity and Liabilities		447.28	507.90
Summary of material accounting policies	3		

The accompanying notes are an integral part of the financial statements.

As per our report of even date

For Rajeev & Ajay

Firm registration No. 12007
Chartered Accountants


Ajay Kumar Saxena
Partner
Membership No. : 084502



For and on behalf of the Board of Directors of
PRATHAM PROMOTERS PRIVATE LIMITED


Deepak Jain
Director
DIN- 08129166


Rahul
Director
DIN- 09331369

Place : New Delhi
Date : 20 May 2024

PRATHAM PROMOTERS PRIVATE LIMITED
STATEMENT OF PROFIT AND LOSS FOR THE YEAR ENDED 31 MARCH 2024
(Amount in Rupees hundred, unless otherwise stated)

Particulars	Notes	31 March 2024	31 March 2023
INCOME			
Other income	9	20.00	-
Total Income (I)		20.00	-
EXPENSES			
Finance costs	10	1.62	4.87
Other expenses	11	59.00	114.96
Total Expenses (II)		60.62	119.83
Profit/(Loss) before tax from continuing operations (I-II)		(40.62)	(119.83)
Tax expense:			
Current tax		-	-
Profit/(Loss) for the year from continuing operations		(40.62)	(119.83)
Other Comprehensive Income		-	-
Total other comprehensive income/(loss) for the year, net of tax		-	-
Total comprehensive income/(loss) for the year, net of tax		(40.62)	(119.83)
Earnings per equity share (computed on the basis of profit/(loss) for the year):	12		
(1) Basic		(0.0406)	(0.1198)
(2) Diluted		(0.0406)	(0.1198)
Summary of material accounting policies	3		

The accompanying notes are an integral part of the financial statements.

As per our report of even date

For Rajeev & Ajay

Firm registration No. : 084302

Chartered Accountants

Ajay Kumar Sachdeva

Partner

Membership No. : 084302



For and on behalf of the Board of Directors of

PRATHAM PROMOTERS PRIVATE LIMITED

Deepak Jain

Director

DIN- 08129166

Rahul

Director

DIN- 09331369

Place : New Delhi

Date : 20 May 2024

PRATIKSHA BUILDCON PRIVATE LIMITED
BALANCE SHEET AS AT 31 MARCH 2024
(Amount in rupees hundred, unless otherwise stated)

	Notes	As at 31 March 2024	As at 31 March 2023
ASSETS			
Current assets			
Inventories	4	31,98,388.56	31,98,388.56
Financial assets			
Cash and cash equivalents	5	514.82	516.44
Total Assets		31,98,903.38	31,98,905.00
EQUITY AND LIABILITIES			
Equity			
Equity share capital	6	10,000.00	10,000.00
Other equity	7	(8,043.71)	(8,003.09)
Total equity		1,956.29	1,996.91
LIABILITIES			
Current liabilities			
Financial liabilities			
Trade payables	8	-	-
-total outstanding dues of micro and small enterprises			
-total outstanding dues other than micro and small enterprises		59.00	79.00
Other current liabilities	9	31,96,888.09	31,96,829.09
Total liabilities		31,96,947.09	31,96,908.09
Total Equity and Liabilities		31,98,903.38	31,98,905.00

Summary of material accounting policies

The accompanying notes are an integral part of the financial statements.

As per our report of even date

For N A V R A T N & C O L L P
Firm registration No.: N500107
Chartered Accountants



Nishu Mittal
Partner
Membership No.: 095371



Place : Gurugram
Date : 20 May 2024

For and on behalf of the Board of Directors of
PRATIKSHA BUILDCON PRIVATE LIMITED


Reeti Puja Khuttan
Director
DIN-08595774


Narendra Vashisht
Director
DIN- 06713906

PRATIKSHA BUILDCON PRIVATE LIMITED
STATEMENT OF PROFIT AND LOSS FOR THE YEAR ENDED 31 MARCH 2024
(Amount in rupees hundred, unless otherwise stated)

Particulars	Notes	31 March 2024	31 March 2023
INCOME			
Other income			
Total Income	10	20.00	-
EXPENSES			
Finance costs	11	1.62	6.49
Other expenses	12	59.00	114.96
Total Expenses		60.62	121.45
Profit/(Loss) before tax from continuing operations		(40.62)	(121.45)
Tax expense:			
Current tax		-	-
Profit/(Loss) for the year from continuing operations		(40.62)	(121.45)
Other comprehensive income		-	-
Total other comprehensive income/(loss) for the year, net of tax		-	-
Total comprehensive income/(loss) for the year, net of tax		(40.62)	(121.45)
Earnings per equity share:			
(1) Basic	13	(0.04)	(0.12)
(2) Diluted		(0.04)	(0.12)
Summary of material accounting policies	3		

The accompanying notes are an integral part of the financial statements.

As per our report of even date

For **NAV RATN & CO LLP**
Firm registration No.: N500107
Chartered Accountants



Nitish Mittal
Partner
Membership No.: 095371



Place : Gurugram
Date : 20 May 2024

For and on behalf of the Board of Directors of
PRATIKSHA BUILDCON PRIVATE LIMITED


Reeti Puja Khuttan
Director
DIN-08595774


Narendra Vashisht
Director
DIN- 06713906

284

PREZZIE BUILDCON PRIVATE LIMITED
BALANCE SHEET AS AT 31 MARCH 2024
 (Amount in rupees hundred unless otherwise stated)

	Notes	As at 31 March 2024	As at 31 March 2023
ASSETS			
Current assets			
Inventories	4	63,029.97	63,029.97
Financial assets			
Cash and cash equivalents	5	470.41	531.04
Other current assets	6	1,807.31	1,807.31
Total Assets		65,307.69	65,368.32
EQUITY AND LIABILITIES			
Equity			
Equity share capital	7	1,000.00	1,000.00
Other equity	8	(2,258.94)	(2,218.32)
Total equity		(1,258.94)	(1,218.32)
LIABILITIES			
Current liabilities			
Financial liabilities			
Trade payables	9	-	-
-total outstanding dues of micro and small enterprises			
-total outstanding dues other than micro and small enterprises		59.00	79.00
Other current liabilities	10	66,507.63	66,507.63
Total liabilities		66,566.63	66,586.63
Total Equity and Liabilities		65,307.69	65,368.32
Summary of material accounting policies	3		

The accompanying notes are an integral part of the financial statements.

As per our report of even date

For Rajeev & Ajay

Firm registration No : 009977N

Chartered Accountants



Aja Kumar Sachdev
 Partner
 Membership No. : 084302

For and on behalf of the Board of Directors of
PREZZIE BUILDCON PRIVATE LIMITED


Rahul Chowdhary
 Director
 DIN-09668716



Narendra Vashisht
 Director
 DIN-06713906

Place : New Delhi
 Date : 20 May 2024

PREZZIE BUILDCON PRIVATE LIMITED
STATEMENT OF PROFIT AND LOSS FOR THE YEAR ENDED 31 MARCH 2024
(Amount in rupees hundred unless otherwise stated)

Particulars	Notes	31 March 2024	31 March 2023
INCOME			
Revenue from operations	11	-	92.07
Other income	12	20.00	-
Total Income (I)		20.00	92.07
EXPENSES			
Finance costs	13	1.62	5.12
Other expenses	14	59.00	118.20
Total Expenses (II)		60.62	123.32
Profit/(Loss) before tax from continuing operations (I-II)		(40.62)	(31.25)
Tax expense:			
Current tax		-	-
Profit/(Loss) for the year from continuing operations		(40.62)	(31.25)
Other Comprehensive Income		-	-
Total other comprehensive income/(loss) for the year, net of tax		-	-
Total comprehensive income/(loss) for the year, net of tax		(40.62)	(31.25)
Earnings per equity share (computed on the basis of profit/(loss) for the year):	15		
(1) Basic		(0.41)	(0.31)
(2) Diluted		(0.41)	(0.31)
Summary of material accounting policies	3		

The accompanying notes are an integral part of the financial statements.

As per our report of even date

For Rajeev & Ajay

Firm registration No : 009977N

Chartered Accountants



Amit Kumar Sachdeva

Partner

Membership No. : 084302

For and on behalf of the Board of Directors of
PREZZIE BUILDCON PRIVATE LIMITED

Rahul Chowdhary

Director

DIN-09668716

Narendra Vashisht

Director

DIN-06713906

Place : New Delhi

Date : 20 May 2024

297

PROGENY BUILDCON PRIVATE LIMITED
BALANCE SHEET AS AT 31 MARCH 2024
(Amount in rupees hundred, unless otherwise stated)

	Notes	As at 31 March 2024	As at 31 March 2023
ASSETS			
Non-current assets			
Income-tax assets (net)	4	18,372.49	18,372.49
		<u>18,372.49</u>	<u>18,372.49</u>
Current assets			
Inventories	5	2,38,908.51	2,38,908.51
Financial assets			
Cash and cash equivalents	6	211.66	277.15
		<u>2,39,120.17</u>	<u>2,39,185.66</u>
Total Assets		<u>2,57,492.66</u>	<u>2,57,558.15</u>
EQUITY AND LIABILITIES			
Equity			
Equity share capital	7	1,000.00	1,000.00
Other equity	8	(1,658.82)	(1,613.33)
Total equity		<u>(658.82)</u>	<u>(613.33)</u>
LIABILITIES			
Current liabilities			
Financial liabilities			
Trade payables	9	-	-
-total outstanding dues of micro and small enterprises			
-total outstanding dues other than micro and small enterprises		59.00	79.00
Other current liabilities	10	2,58,092.48	2,58,092.48
Total liabilities		<u>2,58,151.48</u>	<u>2,58,171.48</u>
Total Equity and Liabilities		<u>2,57,492.66</u>	<u>2,57,558.15</u>

Summary of material accounting policies

3

The accompanying notes are an integral part of the financial statements.

As per our report of even date

For Rajeev & Ajay
Firm registration No. 100973N
Chartered Accountants

Ajay Kumar Sachdeva
Partner
Membership No. : 084302

For and on behalf of the Board of Directors of
PROGENY BUILDCON PRIVATE LIMITED


Akshat Maheshwari
Director
DIN-07504909


Suman Jain
Director
DIN- 08385675

Place : New Delhi
Date : 20 May 2024

PROGENY BUILDCON PRIVATE LIMITED
STATEMENT OF PROFIT AND LOSS FOR THE YEAR ENDED 31 MARCH 2024
(Amount in rupees hundred, unless otherwise stated)

Particulars	Notes	31 March 2024	31 March 2023
INCOME			
Revenue from operations	11	-	46.81
Other income	12	20.00	-
Total Income (I)		20.00	46.81
EXPENSES			
Finance costs	13	6.49	10.59
Other expenses	14	59.00	115.08
Total Expenses (II)		65.49	125.67
Profit/(Loss) before tax from continuing operations (I-II)		(45.49)	(78.87)
Tax expense			
Current tax		-	-
Profit/(Loss) for the year from continuing operations		(45.49)	(78.87)
Other comprehensive income		-	-
Total other comprehensive income/(loss) for the year, net of tax		-	-
Total comprehensive income/(loss) for the year, net of tax		(45.49)	(78.87)
Earnings per equity share:			
(1) Basic	15	(0.45)	(0.79)
(2) Diluted		(0.45)	(0.79)
Summary of material accounting policies	3		

The accompanying notes are an integral part of the financial statements.

As per our report of even date

For Rajeev & Ajay
Firm registration No : 009977N
Chartered Accountants

Ajay Kumar Sachdeva
Partner
Membership No. 084302



For and on behalf of the Board of Directors of
PROGENY BUILDCON PRIVATE LIMITED

Aksha Maheshwari
Director
DIN-07504909

Suman Jain
Director
DIN- 08385675

Place : New Delhi
Date : 20 May 2024

PROSPERUS BUILDCON PRIVATE LIMITED
BALANCE SHEET AS AT 31 MARCH 2024
(Amount in rupees hundred, unless otherwise stated)

	Notes	As at 31 March 2024	As at 31 March 2023
ASSETS			
Non-current assets			
Financial Assets			
Investments	4	8,000.00	8,000.00
Income-tax assets (net)	5	5,25,865.52	5,00,146.74
		5,33,865.52	5,08,146.74
Current assets			
Inventories	6	54,74,433.54	54,74,433.54
Financial assets			
Cash and cash equivalents	7	53,577.48	53,327.48
Other bank balances	8	72,480.07	69,415.19
Other current assets	9	2,09,418.33	2,09,418.33
		58,09,909.42	58,06,594.54
Total assets		63,43,774.94	63,14,741.28
EQUITY AND LIABILITIES			
Equity			
Equity share capital	10	2,000.00	2,000.00
Other equity	11	(1,91,770.15)	(94,439.83)
Total equity		(1,89,770.15)	(92,439.83)
LIABILITIES			
Current liabilities			
Financial liabilities			
Trade payables	12	-	-
-total outstanding dues of micro and small enterprises		-	-
-total outstanding dues other than micro and small enterprises		285.88	1,475.38
Other current liabilities	13	65,33,259.21	64,05,705.73
Total liabilities		65,33,545.09	64,07,181.11
Total equity and liabilities		63,43,774.94	63,14,741.28

Summary of material accounting policies

3

The accompanying notes are an integral part of the financial statements.

As per our report of even date

For NAVRATN & CO LLP
Firm Reg. No.: N500107
Chartered Accountants


Nish Mittal
Partner
Membership No.: 095371



For and on behalf of the Board of Directors of
PROSPERUS BUILDCON PRIVATE LIMITED


Amarjeet Chhikara
Director
DIN- 08858736


Kalicharan Patro
Director
DIN- 10049038

Place : Gurugram
Date : 20 May 2024

PROSPERUS BUILDCON PRIVATE LIMITED
STATEMENT OF PROFIT AND LOSS FOR THE YEAR ENDED 31 MARCH 2024
(Amount in rupees hundred, unless otherwise stated)

Particulars	Notes	31 March 2024	31 March 2023
INCOME			
Revenue from operations	14	-	7.08
Other income	15	3,425.43	59,998.52
Total Income		3,425.43	60,005.60
EXPENSES			
Finance costs	16	42,476.49	73.29
Other expenses	17	58,279.26	69,775.22
Total Expenses		1,00,755.75	69,848.51
Profit/(Loss) before tax		(97,330.32)	(9,842.91)
Tax expense:			
Current tax		-	-
Adjustment of tax relating to earlier periods		-	58,259.90
Profit/(Loss) for the year		(97,330.32)	(68,102.81)
Other comprehensive income		-	-
Total other comprehensive income for the year, net of tax		-	-
Total comprehensive income/(loss) for the year, net of tax		(97,330.32)	(68,102.81)
Earnings per equity share:			
(1) Basic	18	(486.65)	(340.51)
(2) Diluted		(486.65)	(340.51)
Summary of material accounting policies	3		

The accompanying notes are an integral part of the financial statements.

As per our report of even date

For **NAVRATN & CO LLP**
Firm Reg. No.: N500107
Chartered Accountants



Nitish Mittal
Partner
Membership No.: 095371



Place : Gurugram
Date : 20 May 2024

For and on behalf of the Board of Directors of
PROSPERUS BUILDCON PRIVATE LIMITED


Amarjeet Chhikara
Director
DIN- 08858736


Kalicharan Patro
Director
DIN- 10049038

PROSPEROUS CONSTRUCTIONS PRIVATE LIMITED
BALANCE SHEET AS AT 31 MARCH 2024
(Amount in rupees hundred, unless otherwise stated)

	Notes	As at	
		31 March 2024	31 March 2023
ASSETS			
Non-current assets			
Income-tax assets (net)	4	2,182.01	4,674.11
		2,182.01	4,674.11
Current assets			
Inventories	5	4,12,940.42	4,12,539.97
Financial assets			
Cash and cash equivalents	6	2,074.54	505.47
Other current assets	7	6,77,206.71	6,77,206.71
		10,92,221.67	10,90,252.15
Total assets		10,94,403.68	10,94,926.26
EQUITY AND LIABILITIES			
Equity			
Equity share capital	8	1,000.00	1,000.00
Other equity	9	54,053.57	51,113.21
Total equity		55,053.57	52,113.21
LIABILITIES			
Current liabilities			
Financial liabilities			
Trade payables	10	-	-
-total outstanding dues of micro and small enterprises			
-total outstanding dues other than micro and small enterprises		2,039.00	2,059.00
Other current liabilities	11	10,37,311.11	10,40,754.05
Total liabilities		10,39,350.11	10,42,813.05
Total equity and liabilities		10,94,403.68	10,94,926.26
Summary of material accounting policies	3		

The accompanying notes are an integral part of the financial statements.

As per our report of even date

For **NAV RATN & CO LLP**
Firm Reg. No.: N500107
Chartered Accountants


Nitish Mittal
Partner
Membership No.: 095371



For and on behalf of the Board of Directors of
PROSPEROUS CONSTRUCTIONS PRIVATE LIMITED


Manoj Kumar Singh
Director
DIN- 08858738


Aekta Jain
Director
DIN- 06776771

Place : Gurugram
Date : 20 May 2024

PROSPEROUS CONSTRUCTIONS PRIVATE LIMITED
STATEMENT OF PROFIT AND LOSS FOR THE YEAR ENDED 31 MARCH 2024
(Amount in rupees hundred, unless otherwise stated)

Particulars	Notes	31 March 2024	31 March 2023
INCOME			
Revenue from operations	12	4,421.58	74,827.17
Other income	13	67.52	3,744.50
Total Income		4,489.10	78,571.67
EXPENSES			
Cost of revenue	14	-	48,024.67
Finance costs	15	1.62	2,208.74
Other expenses	16	558.20	2,342.68
Total Expenses		559.82	52,576.09
Profit/(Loss) before tax		3,929.28	25,995.58
Tax expense:			
Current tax		988.92	7,096.83
Adjustment of tax relating to earlier periods		-	(604.20)
Profit/(Loss) for the year		2,940.36	19,502.95
Other comprehensive income		-	-
Total other comprehensive income/(loss) for the year, net of tax		-	-
Total comprehensive income/(loss) for the year, net of tax		2,940.36	19,502.95
Earnings per equity share:	17		
(1) Basic		29.40	195.03
(2) Diluted		29.40	195.03

Summary of material accounting policies

3

The accompanying notes are an integral part of the financial statements.

As per our report of even date

For **NAV RATN & CO LLP**
Firm Reg. No.: N500107
Chartered Accountants


Nitish Mittal
Partner
Membership No.: 095371



For and on behalf of the Board of Directors of
PROSPEROUS CONSTRUCTIONS PRIVATE LIMITED


Manoj Kumar Singh
Director
DIN- 08858738


Aekta Jain
Director
DIN- 06776771

Place : Gurugram
Date : 20 May 2024

PUKHRAJ REALTORS PRIVATE LIMITED
BALANCE SHEET AS AT 31 MARCH 2024
(Amount in rupees hundred, unless otherwise stated)

	Notes	As at	
		31 March 2024	31 March 2023
ASSETS			
Current assets			
Inventories	4	8,04,478.16	8,00,139.54
Financial assets			
Cash and cash equivalents	5	201.25	266.74
Other current assets	6	-	-
Total Assets		8,04,679.41	8,00,406.28
EQUITY AND LIABILITIES			
Equity			
Equity share capital	7	1,000.00	1,000.00
Other equity	8	(14,374.41)	(18,249.95)
Total equity		(13,374.41)	(17,249.95)
LIABILITIES			
Current liabilities			
Financial liabilities			
Trade payables	9	-	-
-total outstanding dues of micro and small enterprises			
-total outstanding dues other than micro and small enterprises		59.00	79.00
Other current liabilities	10	8,17,994.82	8,17,577.23
Total liabilities		8,18,053.82	8,17,656.23
Total Equity and Liabilities		8,04,679.41	8,00,406.28

Summary of material accounting policies

3

The accompanying notes are an integral part of the financial statements.

As per our report of even date

For Rajeev & Ajay
 Firm registration No. 009977N
 Chartered Accountants

 Ajay Kumar Sachdeva
 Partner
 Membership No. 009977N

For and on behalf of the Board of Directors of
PUKHRAJ REALTORS PRIVATE LIMITED


 Aekta Jain
 Director
 DIN-06776771


 Vinod Balhara
 Director
 DIN-08129149

Place : New Delhi
Date : 20 May 2024

PUKHRAJ REALTORS PRIVATE LIMITED
STATEMENT OF PROFIT AND LOSS FOR THE YEAR ENDED 31 MARCH 2024
(Amount in rupees hundred, unless otherwise stated)

Particulars	Notes	31 March 2024		31 March 2023	
INCOME					
Revenue from operations					
Other income	11	3,921.03		72,224.92	
Total Income	12	<u>20.00</u>		<u>-</u>	
		3,941.03		72,224.92	
EXPENSES					
Cost of revenue	13	-		73,367.43	
Finance costs	14	6.49		3.25	
Other expenses	15	59.00		111.96	
Total Expenses		<u>65.49</u>		<u>73,482.64</u>	
Profit/(Loss) before tax from continuing operations		3,875.54		(1,257.72)	
Tax expense:					
Current tax		-		-	
Profit/(Loss) for the year from continuing operations		3,875.54		(1,257.72)	
Other comprehensive income		-		-	
Total other comprehensive income/(loss) for the year, net of tax		-		-	
Total comprehensive income/(loss) for the year, net of tax		3,875.54		(1,257.72)	
Earnings per equity share:					
(1) Basic	16	38.76		(12.58)	
(2) Diluted		38.76		(12.58)	

Summary of material accounting policies

3

The accompanying notes are an integral part of the financial statements.

As per our report of even date

For Rajeev & Ajay
Firm registration No.: 0099772
Chartered Accountants

Ajay Kumar Sachdeva
Partner
Membership No. 68430

For and on behalf of the Board of Directors of
PUKHRAJ REALTORS PRIVATE LIMITED


Aekta Jain
Director
DIN-06776771


Vinod Balhara
Director
DIN-08129149

Place : New Delhi
Date : 20 May 2024

PULSE ESTATES PRIVATE LIMITED
BALANCE SHEET AS AT 31 MARCH 2024
(Amount in rupees hundred, unless otherwise stated)

	Notes	As at 31 March 2024	As at 31 March 2023
ASSETS			
Current assets			
Inventories	4	4,81,200.80	4,79,587.55
Financial assets			
Cash and cash equivalents	5	213.99	294.49
Other current assets	6	-	-
Total Assets		4,81,414.79	4,79,882.04
EQUITY AND LIABILITIES			
Equity			
Equity share capital	7	1,000.00	1,000.00
Other equity	8	(29,322.06)	(29,276.57)
Total equity		(28,322.06)	(28,276.57)
LIABILITIES			
Current liabilities			
Financial liabilities			
Trade payables	9		
-total outstanding dues of micro and small enterprises		-	-
-total outstanding dues other than micro and small enterprises		57.50	77.50
Other current liabilities	10	5,09,679.35	5,08,081.11
Total liabilities		5,09,736.85	5,08,158.61
Total Equity and Liabilities		4,81,414.79	4,79,882.04

Summary of material accounting policies

The accompanying notes are an integral part of the financial statements.

As per our report of even date

For Rajeev & Ajay
Firm registration No : 009977N
Chartered Accountants

Ajay Kumar Sachdev
Partner
Membership No. 054802



For and on behalf of the Board of Directors of
PULSE ESTATES PRIVATE LIMITED

Vivek Singh
Director
DIN- 03466774

Vispendra Singh Chaudhary
Director
DIN- 10174911

Place : New Delhi
Date : 20 May 2024

PULSE ESTATES PRIVATE LIMITED
STATEMENT OF PROFIT AND LOSS FOR THE YEAR ENDED 31 MARCH 2024
(Amount in rupees hundred, unless otherwise stated)

Particulars	Notes	31 March 2024	31 March 2023
INCOME			
Other income	11	20.00	313.26
Total Income (I)		20.00	313.26
EXPENSES			
Finance costs	12	6.49	6.49
Other expenses	13	59.00	130.53
Total Expenses (II)		65.49	137.02
Profit/(Loss) before tax from continuing operations (I-II)		(45.49)	176.24
Tax expense:			
Current Tax		-	-
Profit/(Loss) for the year from continuing operations		(45.49)	176.24
Other Comprehensive Income			
Total other comprehensive income for the year, net of tax		-	-
Total comprehensive income/(loss) for the year, net of tax		(45.49)	176.24
Earnings per equity share (computed on the basis of profit/(loss) for the year):	14		
(1) Basic		(0.45)	1.76
(2) Diluted		(0.45)	1.76
Summary of material accounting policies	3		

The accompanying notes are an integral part of the financial statements.

As per our report of even date

For Rajeev & Ajay
Firm registration No: 000977N
Chartered Accountants

Ajay Kumar Sachdeva
Partner
Membership No. : 084302

Place : New Delhi
Date : 20 May 2024

For and on behalf of the Board of Directors of
PULSE ESTATES PRIVATE LIMITED

Vivek Singh
Director
DIN- 03466774

Vispendra Singh Chaudhary
Director
DIN- 10174911

PUSHKAR PROJECTS PRIVATE LIMITED
BALANCE SHEET AS AT 31 MARCH 2024
(Amount in rupees hundred, unless otherwise stated)

	Notes	As at 31 March 2024	As at 31 March 2023
ASSETS			
Current assets			
Financial assets			
Cash and cash equivalents	4	512.27	513.89
Total Assets		512.27	513.89
EQUITY AND LIABILITIES			
Equity			
Equity share capital	5	1,500.00	1,500.00
Other equity	6	(5,175.54)	(5,134.91)
Total equity		(3,675.54)	(3,634.91)
LIABILITIES			
Current liabilities			
Financial liabilities			
Trade payables	7	-	-
-total outstanding dues of micro and small enterprises		59.00	79.00
-total outstanding dues other than micro and small enterprises		4,128.81	4,069.80
Other current liabilities	8	4,187.81	4,148.80
Total liabilities		4,187.81	4,148.80
Total Equity and Liabilities		512.27	513.89
Summary of material accounting policies	3		

The accompanying notes are an integral part of the financial statements.

As per our report of even date

For **NAV R A T N & CO LLP**
Firm Registration No.: N500107
Chartered Accountants


Nishu Mittal
Partner
Membership No.: 095371



For and on behalf of the Board of Directors of
PUSHKAR PROJECTS PRIVATE LIMITED


Vipul Premi
Director
DIN-10352346


Gautam Swami
Director
DIN- 10506970

Place : Gurugram
Date : 20 May 2024

PUSHKAR PROJECTS PRIVATE LIMITED
STATEMENT OF PROFIT AND LOSS FOR THE YEAR ENDED 31 MARCH 2024
(Amount in rupees hundred, unless otherwise stated)

Particulars	Notes	31 March 2024	31 March 2023
INCOME			
Other income	9	20.00	-
Total Income		20.00	-
EXPENSES			
Finance costs	10	1.62	6.50
Other expenses	11	59.00	123.20
Total Expenses		60.62	129.70
(Loss) before tax from continuing operations		(40.62)	(129.70)
Tax expense:			
Current tax		-	-
(Loss) for the year from continuing operations		(40.62)	(129.70)
Other comprehensive income		-	-
Total other comprehensive income/(loss) for the year, net of tax		-	-
Total comprehensive income/(loss) for the year, net of tax		(40.62)	(129.70)
Earnings per equity share:			
(1) Basic	12	(0.27)	(0.86)
(2) Diluted		(0.27)	(0.86)

Summary of material accounting policies

3

The accompanying notes are an integral part of the financial statements.

As per our report of even date


For **NAV RATN & CO LLP**
Firm Registration No.: N500107
Chartered Accountants


Nitish Mittal
Partner
Membership No.: 095371



For and on behalf of the Board of Directors of
PUSHKAR PROJECTS PRIVATE LIMITED


Vipul Premi
Director
DIN-10352346


Gautam Swami
Director
DIN- 10506970

Place : Gurugram
Date : 20 May 2024


RAM BAN PROJECTS PRIVATE LIMITED
BALANCE SHEET AS AT 31 MARCH 2024
(Amount in rupees hundred, unless otherwise stated)

	Notes	As at 31 March 2024	As at 31 March 2023
ASSETS			
Current assets			
Inventories			
Financial assets	4	58,10,040.09	58,10,040.09
Cash and cash equivalents			
Other current assets	5	501.37	501.37
Total Assets	6	58,10,541.46	58,10,541.46
EQUITY AND LIABILITIES			
Equity			
Equity share capital	7	1,000.00	1,000.00
Other equity	8	(8,457.26)	(8,418.26)
Total equity		(7,457.26)	(7,418.26)
LIABILITIES			
Current liabilities			
Financial liabilities			
Trade payables	9	-	-
-total outstanding dues of micro and small enterprises			
-total outstanding dues other than micro and small enterprises			
Other current liabilities	10	59.00	79.00
Total liabilities		58,17,939.72	58,17,880.72
Total Equity and Liabilities		58,17,998.72	58,17,959.72
Total Equity and Liabilities		58,10,541.46	58,10,541.46
Summary of material accounting policies			
	3		

The accompanying notes are an integral part of the financial statements.

As per our report of even date.

For **NAV RATN & CO LLP**
Firm Registration No.: N500107
Chartered Accountants



Nitish Mittal
Partner
Membership No.: 095371



Place : Gurugram
Date : 20 May 2024

For and on behalf of the Board of Directors of
RAM BAN PROJECTS PRIVATE LIMITED


Reeti Puja Khuttan
Director
DIN-08595774


Praveen Kumar Madan
Director
DIN-08595762

RAM BAN PROJECTS PRIVATE LIMITED
STATEMENT OF PROFIT AND LOSS FOR THE YEAR ENDED 31 MARCH 2024
(Amount in rupees hundred, unless otherwise stated)

Particulars	Notes	31 March 2024		31 March 2023	
INCOME					
Other income					
Total Income	11	20.00	-	-	-
EXPENSES					
Finance costs					
Other expenses					
Total Expenses	12 13	- 59.00	3.25 119.08	-	-
(Loss) before tax from continuing operations		59.00	122.33	-	-
Tax expense:					
Current tax		(39.00)	(122.33)	-	-
(Loss) for the year from continuing operations		-	-	-	-
Other comprehensive income		(39.00)	(122.33)	-	-
Total other comprehensive income for the year, net of tax		-	-	-	-
Total comprehensive (loss) for the year, net of tax		(39.00)	(122.33)	-	-
Earnings per equity share:					
(1) Basic	14	(0.39)	(1.22)	-	-
(2) Diluted		(0.39)	(1.22)	-	-
Summary of material accounting policies	3				

The accompanying notes are an integral part of the financial statements.

As per our report of even date.

For **NAV RATN & CO LLP**
Firm Registration No.: N500107
Chartered Accountants


Nitish Mittal
Partner
Membership No.: 095371



Place : Gurugram
Date : 20 May 2024

For and on behalf of the Board of Directors of
RAM BAN PROJECTS PRIVATE LIMITED


Reeti Puja Khuttan
Director
DIN-08595774


Praveen Kumar Madan
Director
DIN-08595762

ROLEX ESTATES PRIVATE LIMITED
BALANCE SHEET AS AT 31 MARCH 2024
(Amount in rupees hundred, unless otherwise stated)

	Notes	As at 31 March 2024	As at 31 March 2023
ASSETS			
Current assets			
Inventories	4	3,22,651.93	3,22,651.93
Financial assets			
Cash and cash equivalents	5	442.06	502.68
Total Assets		3,23,093.99	3,23,154.61
EQUITY AND LIABILITIES			
Equity			
Equity share capital	6	10,000.00	10,000.00
Other equity	7	(2,742.70)	(2,702.08)
Total equity		7,257.30	7,297.92
LIABILITIES			
Current liabilities			
Financial liabilities			
Trade payables	8	-	-
-total outstanding dues of micro and small enterprises			
-total outstanding dues other than micro and small enterprises		59.00	79.00
Other current liabilities	9	3,15,777.69	3,15,777.69
Total liabilities		3,15,836.69	3,15,856.69
Total Equity and Liabilities		3,23,093.99	3,23,154.61

Summary of material accounting policies

3

The accompanying notes are an integral part of the financial statements.

As per our report of even date

For Rajeev & Ajay
Firm registration No. 00957/AN
Chartered Accountants

Ajay Kumar Saxena
Partner
Membership No. : 084302



For and on behalf of the Board of Directors of
ROLEX ESTATES PRIVATE LIMITED

Suman Jain
Suman Jain
Director
DIN- 08385675

Arun Kumar
Arun Kumar
Director
DIN- 08657473

Place : New Delhi
Date : 20 May 2024

ROLEX ESTATES PRIVATE LIMITED
STATEMENT OF PROFIT AND LOSS FOR THE YEAR ENDED 31 MARCH 2024
(Amount in rupees hundred, unless otherwise stated)

Particulars	Notes	31 March 2024		31 March 2023	
INCOME					
Other Income	11	20.00	-	-	-
Total Income (I)		20.00	-	-	-
EXPENSES					
Finance costs	12	1.62	4.87		
Other expenses	13	59.00	119.08		
Total Expenses (II)		60.62	123.95		
Profit/(Loss) before tax from continuing operations (I-II)		(40.62)	(123.95)		
Tax expense:					
Current tax		-	-		
Profit/(Loss) for the year from continuing operations		(40.62)	(123.95)		
Other comprehensive income		-	-		
Total other comprehensive income/(loss) for the year, net of tax		-	-		
Total comprehensive income/(loss) for the year, net of tax		(40.62)	(123.95)		
Earnings per equity share:					
(1) Basic	14	(0.04)	(0.12)		
(2) Diluted		(0.04)	(0.12)		
Summary of material accounting policies	3				

The accompanying notes are an integral part of the financial statements.

As per our report of even date

For Rajeev & Ajay


Firm registration No : 009977N

Chartered Accountants

Ajay Kumar Saundhava

Partner

Membership No. : 084807



For and on behalf of the Board of Directors of
ROLEX ESTATES PRIVATE LIMITED

Suman Jain

Director

DIN- 08385675

Arun Kumar

Director

DIN- 08657473

Place : New Delhi

Date : 20 May 2024

ROSE GATE ESTATES PRIVATE LIMITED
BALANCE SHEET AS AT 31 MARCH 2024
(Amount in rupees hundred, unless otherwise stated)

	Notes	As at 31 March 2024	As at 31 March 2023
ASSETS			
Non-current assets			
Financial Assets			
Investments	4	3,000.00	3,000.00
Income-tax assets (net)	5	16,336.35	16,205.77
		<u>19,336.35</u>	<u>19,205.77</u>
Current assets			
Inventories	6	43,40,226.19	41,98,017.78
Financial assets			
Cash and cash equivalents	7	278.39	284.88
Other bank balances	8	47,662.05	45,441.83
Other current assets	9	1,03,988.16	1,03,988.16
		<u>44,92,154.79</u>	<u>43,47,732.65</u>
Total Assets		<u>45,11,491.14</u>	<u>43,66,938.42</u>
EQUITY AND LIABILITIES			
Equity			
Equity share capital	10	1,000.00	1,000.00
Other equity	11	24,061.97	21,756.66
Total equity		<u>25,061.97</u>	<u>22,756.66</u>
LIABILITIES			
Current liabilities			
Financial liabilities			
Trade payables	12		
-total outstanding dues of micro and small enterprises		4.63	4.63
-total outstanding dues other than micro and small enterprises		59.00	79.00
Other current liabilities	13	44,86,365.54	43,44,098.12
Total liabilities		<u>44,86,429.17</u>	<u>43,44,181.75</u>
Total Equity and Liabilities		<u>45,11,491.14</u>	<u>43,66,938.41</u>

Summary of material accounting policies

3

The accompanying notes are an integral part of the financial statements.

As per our report of even date

For NAVRATN & CO LLP
Firm Reg. No.: N500107
Chartered Accountants



Nitish Mittal
Partner
Membership No.: 095371



Place : Gurugram
Date : 20 May 2024

For and on behalf of the Board of Directors of
ROSE GATE ESTATES PRIVATE LIMITED


Vivek Singh
Director
DIN-03466774


Kalicharan Patro
Director
DIN-10049038

ROSE GATE ESTATES PRIVATE LIMITED
STATEMENT OF PROFIT AND LOSS FOR THE YEAR ENDED 31 MARCH 2024
(Amount in rupees hundred, unless otherwise stated)

Particulars	Notes	31 March 2024	31 March 2023
INCOME			
Revenue from operations	14	-	1,252.82
Other income	15	3,110.64	3,314.66
Total Income		3,110.64	4,567.48
EXPENSES			
Finance costs	16	6.49	112.11
Other expenses	17	59.00	3,429.62
Total Expenses		65.49	3,541.73
Profit before tax from continuing operations		3,045.14	1,025.75
Tax expense:			
Current tax	30	766.40	284.74
Adjustment of tax relating to earlier periods		(26.56)	64.37
Profit for the year from continuing operations		2,305.30	676.63
Other comprehensive income		-	-
Total other comprehensive income for the year, net of tax		-	-
Total comprehensive income for the year, net of tax		2,305.30	676.63
Earnings per equity share:			
(1) Basic	18	23.05	6.77
(2) Diluted		23.05	6.77
Summary of material accounting policies	3		

The accompanying notes are an integral part of the financial statements.

As per our report of even date

For **NAVRATN & CO LLP**
Firm Reg. No.: N500107
Chartered Accountants


Nitish Mittal
Partner
Membership No.: 095371



For and on behalf of the Board of Directors of
ROSE GATE ESTATES PRIVATE LIMITED


Vivek Singh
Director
DIN-03466774


Kalicharan Patro
Director
DIN-10049038

Place : Gurugram
Date : 20 May 2024

RUDRAKSHA REALTORS PRIVATE LIMITED
BALANCE SHEET AS AT 31 MARCH 2024
(Amount in rupees hundred, unless otherwise stated)

	Notes	As at 31 March 2024	As at 31 March 2023
ASSETS			
Non-current assets			
Income-tax assets (net)	4	118.42	-
		118.42	-
Current assets			
Inventories	5	36,20,397.06	42,22,487.01
Financial assets			
Cash and cash equivalents	6	244.44	250.94
Other current assets	7	16,185.02	16,185.02
		36,36,826.52	42,38,922.97
Total assets		36,36,944.94	42,38,922.97
EQUITY AND LIABILITIES			
Equity			
Equity share capital	8	1,000.00	1,000.00
Other equity	9	(1,541.64)	(1,651.42)
Total equity		(541.64)	(651.42)
LIABILITIES			
Current liabilities			
Financial liabilities			
Trade payables	10	-	-
-total outstanding dues of micro and small enterprises		-	-
-total outstanding dues other than micro and small enterprises		59.00	79.00
Other current liabilities	11	36,37,427.58	42,38,919.73
Current tax liabilities (net)	12	-	575.66
Total liabilities		36,37,486.58	42,39,574.39
Total equity and liabilities		36,36,944.94	42,38,922.97
Summary of material accounting policies	3		

The accompanying notes are an integral part of the financial statements.


As per our report of even date


For **NAV RATN & CO LLP**
Firm Reg. No.: N500107
Chartered Accountants


Nitesh Mittal
Partner
Membership No.: 095371



For and on behalf of the Board of Directors of
RUDRAKSHA REALTORS PRIVATE LIMITED


Narendra Vashisht
Director
DIN- 06713906


Kalicharan Patro
Director
DIN-10049038

Place : Gurugram
Date : 20 May 2024

RUDRAKSHA REALTORS PRIVATE LIMITED
STATEMENT OF PROFIT AND LOSS FOR THE YEAR ENDED 31 MARCH 2024
(Amount in rupees hundred, unless otherwise stated)

Particulars	Notes	31 March 2024	31 March 2023
INCOME			
Revenue from operations			
Other income	13	192.19	2,965.00
Total Income	14	<u>20.00</u>	<u>767.77</u>
		212.19	3,732.77
EXPENSES			
Finance costs	15	6.49	6.48
Other expenses	16	59.00	885.97
Total Expenses		<u>65.49</u>	<u>892.45</u>
		146.70	2,840.32
Profit/ (Loss) before tax from continuing operations		<u>146.70</u>	<u>2,840.32</u>
Tax expense:			
Current tax		36.92	652.44
Profit/ (Loss) for the year from continuing operations		<u>109.78</u>	<u>2,187.88</u>
Other comprehensive income		-	-
Total other comprehensive income/(loss) for the year, net of tax		<u>-</u>	<u>-</u>
		109.78	2,187.88
Total comprehensive income/(loss) for the year, net of tax		<u>109.78</u>	<u>2,187.88</u>
Earnings per equity share:			
(1) Basic	17	1.10	21.88
(2) Diluted		1.10	21.88
Summary of material accounting policies	3		

The accompanying notes are an integral part of the financial statements.

As per our report of even date



For N A V R A T N & CO LLP
Firm Reg. No.: N500107
Chartered Accountants


Nitish Mittal
Partner
Membership No.: 095371



Place : Gurugram
Date : 20 May 2024

For and on behalf of the Board of Directors of
RUDRAKSHA REALTORS PRIVATE LIMITED

 
Narendra Vashisht **Kalicharan Patro**
Director Director
DIN- 06713906 DIN-10049038

SACRED ESTATES PRIVATE LIMITED
BALANCE SHEET AS AT 31 MARCH 2024
(Amount in rupees hundred, unless otherwise stated)

	Notes	As at	
		31 March 2024	31 March 2023
ASSETS			
Current assets			
Financial assets			
Cash and cash equivalents			
Total Assets	4	187.32	252.81
EQUITY AND LIABILITIES			
Equity			
Equity share capital	5	1,000.00	1,000.00
Other equity	6	(4,211.82)	(4,166.33)
Total equity		(3,211.82)	(3,166.33)
LIABILITIES			
Current liabilities			
Financial liabilities			
Trade payables	7	-	-
-total outstanding dues of micro and small enterprises			
-total outstanding dues other than micro and small enterprises		59.00	79.00
Other current liabilities	8	3,340.14	3,340.14
Total liabilities		3,399.14	3,419.14
Total Equity and Liabilities		187.32	252.81
Summary of material accounting policies			
3			

The accompanying notes are an integral part of the financial statements.

As per our report of even date

For Rajeev & Ajay
Firm registration No. 110001/2015
Chartered Accountants

Ajay Kumar Singh
Partner
Membership No. : 110001/2015



For and on behalf of the Board of Directors of
SACRED ESTATES PRIVATE LIMITED

Reeti Puja Khuttan
Director
DIN-08595774

Mayank Kumar
Director
DIN- 10217527

Place : New Delhi
Date : 20 May 2024

SACRED ESTATES PRIVATE LIMITED
STATEMENT OF PROFIT AND LOSS FOR THE YEAR ENDED 31 MARCH 2024
(Amount in rupees hundred, unless otherwise stated)

Particulars	Notes	31 March 2024		31 March 2023	
INCOME					
Other income	9	20.00	-		
Total Income		20.00	-		
EXPENSES					
Finance costs	10	6.49	6.49		
Other expenses	11	59.00	115.08		
Total Expenses		65.49	121.57		
Profit/(Loss) before tax from continuing operations		(45.49)	(121.57)		
Tax expense:					
Current tax		-	-		
Profit/(Loss) for the year from continuing operations		(45.49)	(121.57)		
Other comprehensive income					
Total other comprehensive income/(loss) for the year, net of tax		-	-		
Total comprehensive income/(loss) for the year, net of tax		(45.49)	(121.57)		
Earnings per equity share:					
(1) Basic	12	(0.45)	(1.22)		
(2) Diluted		(0.45)	(1.22)		
Summary of material accounting policies	3				

The accompanying notes are an integral part of the financial statements.

As per our report of even date

For Rajeev & Ajay

Firm registration No : 009077N

Chartered Accountants

Ajay Kumar
Partner
Membership No : 4302



For and on behalf of the Board of Directors of
SACRED ESTATES PRIVATE LIMITED

Reeti Puja Khuttan
Reeti Puja Khuttan
Director
DIN-08595774

Mayank Kumar
Mayank Kumar
Director
DIN- 10217527

Place : New Delhi
Date : 20 May 2024

SAMBHAVEE PROJECTS PRIVATE LIMITED
BALANCE SHEET AS AT 31 MARCH 2024
(Amount in rupees hundred, unless otherwise stated)

ASSETS

Current assets

Inventories

Financial assets

Cash and cash equivalents

Total Assets

EQUITY AND LIABILITIES

Equity

Equity share capital

Other equity

Total equity

LIABILITIES

Current liabilities

Financial liabilities

Trade payables

-total outstanding dues of micro and small enterprises

-total outstanding dues other than micro and small enterprises

Other current liabilities

Total liabilities

Total Equity and Liabilities

Summary of material accounting policies

The accompanying notes are an integral part of the financial statements.

As per our report of even date

For **NAV RATN & CO LLP**

Firm Reg. No.: N500107

Chartered Accountants


Nitish Mittal

Partner


Membership No.: 095371

Place : Gurugram
Date : 20 May 2024



Notes	As at	
	31 March 2024	31 March 2023
4	15,12,988.35	15,12,988.35
5	500.95	500.95
	15,13,489.30	15,13,489.30
6	10,000.00	10,000.00
7	(4,214.67)	(4,175.67)
	5,785.33	5,824.33
8	-	-
9	59.00	79.00
	15,07,644.97	15,07,585.97
	15,07,703.97	15,07,664.97
	15,13,489.30	15,13,489.30
3		

For and on behalf of the Board of Directors of
SAMBHAVEE PROJECTS PRIVATE LIMITED


Narendra Vashisht
Director
DIN-06713906


Reeti Puja Khuttan
Director
DIN-08595774

SAMBHAVEE PROJECTS PRIVATE LIMITED
STATEMENT OF PROFIT AND LOSS FOR THE YEAR ENDED 31 MARCH 2024
(Amount in rupees hundred, unless otherwise stated)

Particulars	Notes	31 March 2024	31 March 2023
INCOME			
Other income			
Total Income	10	20.00	-
		<u>20.00</u>	<u>-</u>
EXPENSES			
Finance costs			
Other expenses	11	-	6.49
Total Expenses	12	59.00	114.96
		<u>59.00</u>	<u>121.45</u>
(Loss) before tax from continuing operations		<u>(39.00)</u>	<u>(121.45)</u>
Tax expense:			
Current tax			
(Loss) for the year from continuing operations		<u>(39.00)</u>	<u>(121.45)</u>
Other comprehensive income			
Total other comprehensive income for the year, net of tax		<u>-</u>	<u>-</u>
Total comprehensive income/(loss) for the year, net of tax		<u>(39.00)</u>	<u>(121.45)</u>
Earnings per equity share:			
(1) Basic	13	(0.04)	(0.12)
(2) Diluted		(0.04)	(0.12)
Summary of material accounting policies	3		

The accompanying notes are an integral part of the financial statements.


As per our report of even date

For **NAV RATN & CO LLP**
Firm Reg. No.: N500107
Chartered Accountants

Nitish Mittal
Partner
Membership No.: 095371



For and on behalf of the Board of Directors of
SAMBHAVEE PROJECTS PRIVATE LIMITED


Narendra Vashisht
Director
DIN-06713906


Reeti Puja Khuttan
Director
DIN-08595774

Place : Gurugram
Date : 20 May 2024

SANDESH BUILDCON PRIVATE LIMITED
BALANCE SHEET AS AT 31 MARCH 2024
(Amount in rupees hundred, unless otherwise stated)

	Notes	As at	
		31 March 2024	31 March 2023
ASSETS			
Non-current assets			
Income-tax assets (net)	4	30,208.86	30,208.86
		30,208.86	30,208.86
Current assets			
Inventories	5	28,87,979.25	28,87,979.25
Financial assets			
Cash and cash equivalents	6	541.06	542.68
Other current assets	7	-	-
		28,88,520.31	28,88,521.93
Total Assets		29,18,729.17	29,18,730.79
EQUITY AND LIABILITIES			
Equity			
Equity share capital	8	10,000.00	10,000.00
Other equity	9	(6,550.25)	(6,509.63)
Total equity		3,449.75	3,490.37
LIABILITIES			
Current liabilities			
Financial liabilities			
Trade payables	10		
-total outstanding dues of micro and small enterprises		-	-
-total outstanding dues other than micro and small enterprises		59.00	79.00
Other current liabilities	11	29,15,220.42	29,15,161.42
Total liabilities		29,15,279.42	29,15,240.42
Total Equity and Liabilities		29,18,729.17	29,18,730.79

Summary of material accounting policies

3

The accompanying notes are an integral part of the financial statements.

As per our report of even date

For N A V R A T N & CO LLP
Firm Reg. No.: N500107
Chartered Accountants


Nitish Mittal
Partner
Membership No.: 095371



Place : Gurugram
Date : 20 May 2024

For and on behalf of the Board of Directors of
SANDESH BUILDCON PRIVATE LIMITED


Manoj Kumar Singh
Director
DIN-08858738


Manoj Lamba
Director
DIN-09718405

SANDESH BUILDCON PRIVATE LIMITED
STATEMENT OF PROFIT AND LOSS FOR THE YEAR ENDED 31 MARCH 2024
(Amount in rupees hundred, unless otherwise stated)

Particulars	Notes	31 March 2024	31 March 2023
INCOME			
Other income	12	20.00	-
Total Income		20.00	-
EXPENSES			
Finance costs	13	1.62	6.49
Other expenses	14	59.00	142.68
Total Expenses		60.62	149.17
(Loss) before tax from continuing operations		(40.62)	(149.17)
Tax expense:			
Current tax		-	-
(Loss) for the year from continuing operations		(40.62)	(149.17)
Other comprehensive income		-	-
Total other comprehensive income/(loss) for the year, net of tax		-	-
Total comprehensive (loss) for the year, net of tax		(40.62)	(149.17)
Earnings per equity share:			
(1) Basic	15	(0.04)	(0.15)
(2) Diluted		(0.04)	(0.15)

Summary of material accounting policies

3

The accompanying notes are an integral part of the financial statements.

As per our report of even date


For **NAV RATN & CO LLP**
Firm Reg. No.: N500107
Chartered Accountants


Nitish Mittal
Partner
Membership No.: 095371



Place : Gurugram
Date : 20 May 2024

For and on behalf of the Board of Directors of
SANDESH BUILDCON PRIVATE LIMITED


Manoj Kumar Singh
Director
DIN-08858738


Manoj Lamba
Director
DIN-09718405

SANKALP BUILDTECH PRIVATE LIMITED
BALANCE SHEET AS AT 31 MARCH 2024
(Amount in rupees hundred, unless otherwise stated)

	Notes	31 March 2024	31 March 2023
ASSETS			
Current assets			
Inventories	4	1,76,013.13	1,76,013.13
Financial assets			
Cash and cash equivalents	5	210.98	276.47
Total assets		1,76,224.11	1,76,289.60
EQUITY AND LIABILITIES			
Equity			
Equity share capital	6	1,000.00	1,000.00
Other equity	7	(1,991.83)	(1,946.34)
Total equity		(991.83)	(946.34)
LIABILITIES			
Current liabilities			
Financial liabilities			
Trade payables	8	-	-
-total outstanding dues of micro and small enterprises			
-total outstanding dues other than micro and small enterprises		59.00	79.00
Other current liabilities	9	1,77,156.94	1,77,156.94
Total liabilities		1,77,215.94	1,77,235.94
Total equity and liabilities		1,76,224.11	1,76,289.60

Summary of material accounting policies 3

The accompanying notes are an integral part of the financial statements.

As per our report of even date

For Sanjay Rastogi & Associates

Firm registration No : 014056N

Chartered Accountants

[Handwritten Signature]

CA Sanjay Rastogi

Proprietor

Membership No. : 075033

[Handwritten Stamp]
DIN : 24075033BKENAL5535



For and on behalf of the Board of Directors of
SANKALP BUILDTECH PRIVATE LIMITED

[Handwritten Signatures]

Narendra Vashist

Director

DIN-06713906

Reeti Puja Khuttan

Director

DIN-08595774

Place : New Delhi

Date : 20 May 2024

SANKALP BUILDTECH PRIVATE LIMITED
STATEMENT OF PROFIT AND LOSS FOR THE YEAR ENDED 31 MARCH 2024
(Amount in rupees hundred, unless otherwise stated)

Particulars	Notes	31 March 2024		31 March 2023	
INCOME					
Other income					
Total Income	10	20.00		-	
EXPENSES					
Finance costs	11	6.49		6.51	
Other expenses	12	59.00		118.20	
Total Expenses		65.49		124.71	
(Loss) before tax from continuing operations		(45.49)		(124.71)	
Tax expense:					
Current tax					
(Loss) for the year from continuing operations		(45.49)		(124.71)	
Other comprehensive income					
Total other comprehensive income for the year, net of tax					
Total comprehensive income/(loss) for the year, net of tax		(45.49)		(124.71)	
Earnings per equity share:					
Basic (Rs.)	13	(0.45)		(1.25)	
Diluted (Rs.)		(0.45)		(1.25)	

Summary of material accounting policies

3

The accompanying notes are an integral part of the financial statements.

As per our report of even date

For Sanjay Rastogi & Associates

Firm registration No : 014056N

Chartered Accountants



CA Sanjay Rastogi

Proprietor

Membership No. : 075033

UDIN: 24075033BKENAL5535

Place : New Delhi

Date : 20 May 2024

For and on behalf of the Board of Directors of
SANKALP BUILDTECH PRIVATE LIMITED

Narendra Vashisht

Director

DIN-06713906

Reeti Puja Khuttan

Director

DIN-08595774

SANKALP PROMOTERS PRIVATE LIMITED
BALANCE SHEET AS AT 31 MARCH 2024
(Amount in rupees hundred, unless otherwise stated)

	Notes	As at	
		31 March 2024	31 March 2023
ASSETS			
Non-current assets			
Financial Assets			
Investments	4	1,000.00	1,000.00
Income-tax assets (net)	5	40.34	40.34
		1,040.34	1,040.34
Current assets			
Inventories	6	46,843.87	41,192.17
Financial assets			
Cash and cash equivalents	7	506.04	506.04
Other current assets	8	581.17	581.17
		47,931.08	42,279.37
Total assets		48,971.42	43,319.72
EQUITY AND LIABILITIES			
Equity			
Equity share capital	9	1,000.00	1,000.00
Other equity	10	(18,133.42)	(18,094.42)
Total equity		(17,133.42)	(17,094.42)
LIABILITIES			
Current liabilities			
Financial liabilities			
Trade payables			
-total outstanding dues of micro and small enterprises	11		
-total outstanding dues other than micro and small enterprises		63.16	83.16
Other current liabilities	12	66,041.68	60,330.98
Total liabilities		66,104.84	60,414.14
Total equity and liabilities		48,971.42	43,319.72

Summary of material accounting policies

The accompanying notes are an integral part of the financial statements.

As per our report of even date

For **NAV RATN & CO LLP**

Firm Reg. No.: N500107

Chartered Accountants


Nitish Mittal


Partner

Membership No.: 095371



For and on behalf of the Board of Directors of
SANKALP PROMOTERS PRIVATE LIMITED


Rahul
Director
DIN-09331369


Vinod Balhara
Director
DIN-08129149

Place : Gurugram
Date : 20 May 2024

SANKALP PROMOTERS PRIVATE LIMITED
STATEMENT OF PROFIT AND LOSS FOR THE YEAR ENDED 31 MARCH 2024
 (Amount in rupees hundred, unless otherwise stated)

Particulars	Notes	31 March 2024		31 March 2023	
INCOME					
Revenue from operations					
Other income	13	-		3,474.55	
Total Income	14	20.00		-	
		20.00		3,474.55	
EXPENSES					
Finance costs					
Other expenses	15	-		6.50	
Total Expenses	16	59.00		119.08	
		59.00		125.58	
Profit/ (Loss) before tax from continuing operations		(39.00)		3,348.97	
Tax expense:					
Current tax					
Profit/ (Loss) for the year from continuing operations		(39.00)		3,348.97	
Other comprehensive income					
Total other comprehensive income/(loss) for the year, net of tax		-		-	
Total comprehensive income/(loss) for the year, net of tax		(39.00)		3,348.97	
Earnings per equity share:					
(1) Basic	17	(0.39)		33.49	
(2) Diluted		(0.39)		33.49	
Summary of material accounting policies					
	3				

The accompanying notes are an integral part of the financial statements.

As per our report of even date


For **NAVRATN & CO LLP**
 Firm Reg. No.: N500107
 Chartered Accountants

Nitish Mittal
 Partner
 Membership No.: 095371



For and on behalf of the Board of Directors of
SANKALP PROMOTERS PRIVATE LIMITED


Rahul
 Director
 DIN-09331369


Vinod Balhara
 Director
 DIN-08129149

Place : Gurugram
 Date : 20 May 2024

SANSKAR BUILDCON PRIVATE LIMITED
BALANCE SHEET AS AT 31 MARCH 2024
(Amount in rupees hundred, unless otherwise stated)

	Notes	As at	
		31 March 2024	31 March 2023
ASSETS			
Non-current assets			
Income-tax assets (net)	4	1,962.70	1,962.70
Current assets			
Financial assets			
Cash and cash equivalents	5	478.81	478.81
Other current assets	6	18,850.32	18,909.32
		19,329.13	19,388.13
Total Assets		21,291.83	21,350.83
EQUITY AND LIABILITIES			
Equity			
Equity share capital	7	1,000.00	1,000.00
Other equity	8	20,232.83	20,291.83
Total equity		21,232.83	21,291.83
LIABILITIES			
Current liabilities			
Financial liabilities			
Trade payables			
-total outstanding dues of micro and small enterprises	9	-	-
-total outstanding dues other than micro and small enterprises		59.00	59.00
Total liabilities		59.00	59.00
Total Equity and Liabilities		21,291.83	21,350.83
Summary of material accounting policies			
	3		

The accompanying notes are an integral part of the financial statements.

As per our report of even date

For **NAV RATN & CO LLP**

Firm Reg. No.: N500107

Chartered Accountants


Nitish Mittal


Partner

Membership No.: 095371



For and on behalf of the Board of Directors of
SANSKAR BUILDCON PRIVATE LIMITED


Arif Mohamad
Director
DIN-07119219


Manoj Kumar Singh
Director
DIN-08858738

Place : Gurugram
Date : 20 May 2024

SANSKAR BUILDCON PRIVATE LIMITED
STATEMENT OF PROFIT AND LOSS FOR THE YEAR ENDED 31 MARCH 2024
 (Amount in rupees hundred, unless otherwise stated)

Particulars	Notes	31 March 2024	31 March 2023
INCOME			
Revenue from operations		-	-
Total Income		-	-
EXPENSES			
Other expenses	10	59.00	75.48
Total Expenses		59.00	75.48
(Loss) before tax from continuing operations		(59.00)	(75.48)
Tax expense:			
Current tax		-	-
(Loss) for the year from continuing operations		(59.00)	(75.48)
Other comprehensive income		-	-
Total other comprehensive income/(loss) for the year, net of tax		-	-
Total comprehensive income/(loss) for the year, net of tax		(59.00)	(75.48)
Earnings per equity share:			
(1) Basic	11	(0.59)	(0.75)
(2) Diluted		(0.59)	(0.75)
Summary of material accounting policies			
	3		

The accompanying notes are an integral part of the financial statements.

As per our report of even date

For **NAV RATN & CO LLP**

Firm Reg. No.: N500107

Chartered Accountant

Nitish Mittal
Nitish Mittal

Partner

Membership No.: 095371



For and on behalf of the Board of Directors of
SANSKAR BUILDCON PRIVATE LIMITED

Arif Mohamad
Arif Mohamad
Director
DIN-07119219

Manoj Kumar Singh
Manoj Kumar Singh
Director
DIN-08858738

Place : Gurugram
 Date : 20 May 2024

SANSKAR BUILDWELL PRIVATE LIMITED
BALANCE SHEET AS AT 31 MARCH 2024
(Amount in rupees hundred, unless otherwise stated)

ASSETS	
Non-current assets	
Income tax assets (net)	
Current assets	
Financial assets	
Cash and cash equivalents	
Total Assets	
EQUITY AND LIABILITIES	
Equity	
Equity share capital	
Other equity	
Total equity	
LIABILITIES	
Current liabilities	
Financial liabilities	
Trade payables	
-total outstanding dues of micro and small enterprises	
-total outstanding dues other than micro and small enterprises	
Other current liabilities	
Total liabilities	
Total Equity and Liabilities	
Summary of material accounting policies	

Notes	As at 31 March 2024	As at 31 March 2023
4	-	-
5	254.21	243.64
	254.21	243.64
	254.21	243.64
7	1,000.00	1,000.00
8	(7,234.68)	(7,102.24)
	(6,234.68)	(6,102.24)
9	-	-
10	59.00	79.00
	6,429.89	6,266.90
	6,488.89	6,345.90
	254.21	243.64
3		

The accompanying notes are an integral part of the financial statements.

As per our report of even date

For **NAV RATN & CO LLP**
Firm registration No.: N500107
Chartered Accountants


Nitish Mittal
Partner
Membership No.: 095371



For and on behalf of the Board of Directors of
SANSKAR BUILDWELL PRIVATE LIMITED


Ramesh Khulbe
Director
DIN- 07109071


Vispendra Singh Chaudhary
Director
DIN- 10174911

Place : Gurugram
Date : 20 May 2024

SANSKAR BUILDWELL PRIVATE LIMITED
STATEMENT OF PROFIT AND LOSS FOR THE YEAR ENDED 31 MARCH 2024
(Amount in rupees hundred, unless otherwise stated)

Particulars	Notes	31 March 2024	31 March 2023
INCOME			
Other income			
Total Income	11	20.00	-
		20.00	-
EXPENSES			
Finance costs	12	93.43	6.50
Other expenses	13	59.00	115.08
Total Expenses		152.43	121.58
(Loss) before tax from continuing operations		(132.43)	(121.58)
Tax expense:			
Current tax		-	-
(Loss) for the year from continuing operations		(132.43)	(121.58)
Other comprehensive income		-	-
Total other comprehensive income/(loss) for the year, net of tax		-	-
Total comprehensive income/(loss) for the year, net of tax		(132.43)	(121.58)
Earnings per equity share:			
(1) Basic	14	(1.32)	(1.22)
(2) Diluted		(1.32)	(1.22)
Summary of material accounting policies	3		

The accompanying notes are an integral part of the financial statements.

As per our report of even date

For **NAV RATN & CO LLP**
Firm registration No.: N500107
Chartered Accountants



Nitish Mittal
Partner
Membership No.: 095371



Place : Gurugram
Date : 20 May 2024

For and on behalf of the Board of Directors of
SANSKAR BUILDWELL PRIVATE LIMITED


Ramesh Khulbe
Director
DIN- 07109071


Vispendra Singh Chaudhary
Director
DIN- 10174911

SANYUKTA PROMOTORS PRIVATE LIMITED
BALANCE SHEET AS AT 31 MARCH 2024
(Amount in rupees hundred, unless otherwise stated)

ASSETS

Current assets

- Financial assets
- Cash and cash equivalents
- Other current assets

Total Assets

EQUITY AND LIABILITIES

Equity

- Equity share capital
- Other equity
- Total equity

LIABILITIES

Current liabilities

- Financial liabilities
- Trade payables
- total outstanding dues of micro and small enterprises
- total outstanding dues other than micro and small enterprises
- Total liabilities

Total Equity and Liabilities

Summary of material accounting policies

The accompanying notes are an integral part of the financial statements.

As per our report of even date

For Rajeev & Ajay
Firm registration No : 0000000000
Chartered Accountants

Ajay Kumar Sachdev
Ajay Kumar Sachdev
Partner
Membership No. : 084302



Place : New Delhi
Date : 20 May 2024

Notes	As at 31 March 2024	As at 31 March 2023
	167.34	229.59
4	6,846.30	6,846.30
5	7,013.64	7,075.89
	10,000.00	10,000.00
6	(3,045.36)	(2,983.11)
7	6,954.64	7,016.89
	-	-
8	59.00	59.00
	59.00	59.00
	7,013.64	7,075.89

3

For and on behalf of the Board of Directors of
SANYUKTA PROMOTORS PRIVATE LIMITED

Manoj Kumar Singh
Manoj Kumar Singh
Director
DIN-08858738

Arif Mohamad
Arif Mohamad
Director
DIN-07119219

SANYUKTA PROMOTORS PRIVATE LIMITED
STATEMENT OF PROFIT AND LOSS FOR THE YEAR ENDED 31 MARCH 2024
(Amount in rupees hundred, unless otherwise stated)

Particulars	Notes	31 March 2024	31 March 2023
INCOME			
Revenue from operations		-	-
Total Income		-	-
EXPENSES			
Finance costs	9	3.26	4.87
Other expenses	10	59.00	75.48
Total Expenses (II)		62.26	80.35
Profit/(Loss) before tax from continuing operations (I-II)		(62.26)	(80.35)
Tax expense:			
Current tax		-	-
Profit/(Loss) for the year from continuing operations		(62.26)	(80.35)
Other comprehensive income			
Total other comprehensive income for the year, net of tax		-	-
Total comprehensive (loss) for the year, net of tax		(62.26)	(80.35)
Earnings per equity share:			
(1) Basic	11	(0.06)	(0.08)
(2) Diluted		(0.06)	(0.08)
Summary of material accounting policies	3		

The accompanying notes are an integral part of the financial statements.

As per our report of even date

For **Rajeev & Ajay**
 Firm registration No. 0099777
 Chartered Accountants

Ajay Kumar Sachdeva
 Partner
 Membership No. : 084302

For and on behalf of the Board of Directors of
SANYUKTA PROMOTORS PRIVATE LIMITED


Manoj Kumar Singh
 Director
 DIN-08858738


Arif Mohamad
 Director
 DIN-07119219

Place : New Delhi
 Date : 20 May 2024

SARVODAYA BUILDCON PRIVATE LIMITED
BALANCE SHEET AS AT 31 MARCH 2024
(Amount in rupees hundred, unless otherwise stated)

ASSETS

Non-current assets

Income-tax assets (net)

Current assets

Inventories

Financial assets

Cash and cash equivalents

Other current assets

Total Assets

EQUITY AND LIABILITIES

Equity

Equity share capital

Other equity

Total equity

LIABILITIES

Current liabilities

Financial liabilities

Trade payables

-total outstanding dues of micro and small enterprises

-total outstanding dues other than micro and small enterprises

Other current liabilities

Total liabilities

Total Equity and Liabilities

Summary of material accounting policies

The accompanying notes are an integral part of the financial statements.

As per our report of even date

For **NAV RATN & CO LLP**

Firm registration No.: N500107

Chartered Accountants

Nitish Mittal

Nitish Mittal

Partner

Membership No.: 095371



For and on behalf of the Board of Directors of
SARVODAYA BUILDCON PRIVATE LIMITED

Vinod Balhara

Vinod Balhara
Director
DIN-08129149

Mukesh Kumar

Mukesh Kumar
Director
DIN-09635330

Notes	As at	
	31 March 2024	31 March 2023
4	-	-
5	1,08,065.42	1,04,084.53
6	530.82	532.45
7	80,971.25	80,971.25
	1,89,567.50	1,85,588.23
	1,89,567.50	1,85,588.23
8	1,000.00	1,000.00
9	55,902.27	55,942.89
	56,902.27	56,942.89
10	-	-
	548.00	509.00
11	1,32,117.23	1,28,136.33
	1,32,665.23	1,28,645.33
	1,89,567.50	1,85,588.23
3		

Place : Gurugram
Date : 20 May 2024

SARVODAYA BUILDCON PRIVATE LIMITED
STATEMENT OF PROFIT AND LOSS FOR THE YEAR ENDED 31 MARCH 2024
(Amount in rupees hundred, unless otherwise stated)

Particulars	Notes	31 March 2024	31 March 2023
INCOME			
Revenue from operations			
Other income	12	-	1,371.56
Total Income	13	20.00	-
EXPENSES			
Finance costs	14	1.62	6.49
Other expenses	15	59.00	634.72
Total Expenses		60.62	641.21
Profit/(Loss) before tax from continuing operations		(40.62)	730.35
Tax expense:			
Current tax		-	-
Profit/(Loss) for the year from continuing operations		(40.62)	730.35
Other comprehensive income		-	-
Total other comprehensive income/(loss) for the year, net of tax		-	-
Total comprehensive income/(loss) for the year, net of tax		(40.62)	730.35
Earnings per equity share:			
(1) Basic	16	(0.41)	7.30
(2) Diluted		(0.41)	7.30
Summary of material accounting policies	3		

The accompanying notes are an integral part of the financial statements.

As per our report of even date

For **NAV RATN & CO LLP**
Firm registration No.: N500107
Chartered Accountants


Nitish Mittal
Partner
Membership No.: 095371



Place : Gurugram
Date : 20 May 2024

For and on behalf of the Board of Directors of
SARVODAYA BUILDCON PRIVATE LIMITED


Vinod Balhara
Director
DIN-08129149


Mukesh Kumar
Director
DIN-09635330

SARV PRIYA REALTORS PRIVATE LIMITED
BALANCE SHEET AS AT 31 MARCH 2024
(Amount in rupees hundred, unless otherwise stated)

ASSETS

Current assets

Inventories
Financial assets
Cash and cash equivalents
Other current assets

Total Assets

EQUITY AND LIABILITIES

Equity

Equity share capital
Other equity
Total equity

LIABILITIES

Current liabilities

Financial liabilities
Trade payables
-total outstanding dues of micro and small enterprises
-total outstanding dues other than micro and small enterprises
Other current liabilities
Current tax liabilities (net)
Total liabilities

Total Equity and Liabilities

Summary of material accounting policies

The accompanying notes are an integral part of the financial statements.

As per our report of even date

For **NAV RATN & CO LLP**
Firm Reg. No.: N500107
Chartered Accountants


Nitish Mittal
Partner

Membership No.: 095371



Place : Gurugram
Date : 20 May 2024

Notes	As at	
	31 March 2024	31 March 2023
4	10,74,883.16	10,74,858.16
5	322.08	253.57
6	-	-
	10,75,205.24	10,75,111.73
7	1,000.00	1,000.00
8	(6,76,051.62)	(6,76,006.13)
	(6,75,051.62)	(6,75,006.13)
9	-	-
	118.00	138.00
10	17,50,138.86	17,49,979.86
11	-	-
	17,50,256.86	17,50,117.86
	10,75,205.24	10,75,111.73

3

For and on behalf of the Board of Directors of
SARVPRIYA REALTORS PRIVATE LIMITED


Jahanvir Ashraf
Director
DIN-08587748


Ramesh Chandra Khulbe
Director
DIN-07109071

SARVPRIYA REALTORS PRIVATE LIMITED
STATEMENT OF PROFIT AND LOSS FOR THE YEAR ENDED 31 MARCH 2024
(Amount in rupees hundred, unless otherwise stated)

Particulars	Notes	31 March 2024	31 March 2023
INCOME			
Other income			
Total Income	12	20.00	-
		20.00	-
EXPENSES			
Finance costs	13	6.49	6.49
Other expenses	14	59.00	115.08
Total Expense		65.49	121.57
(Loss) before tax from continuing operations		(45.49)	(121.57)
Tax expense:			
Current tax		-	-
(Loss) for the year from continuing operations		(45.49)	(121.57)
Other comprehensive income		-	-
Total other comprehensive income/(loss) for the year, net of tax		-	-
Total comprehensive income/(loss) for the year, net of tax		(45.49)	(121.57)
Earnings per equity share:			
(1) Basic	15	(0.45)	(1.22)
(2) Diluted		(0.45)	(1.22)

Summary of material accounting policies

3

The accompanying notes are an integral part of the financial statements.

As per our report of even date

For **NAVRATN & CO LLP**
Firm Reg. No.: N500107
Chartered Accountants


Nitish Mittal
Partner
Membership No.: 095371



For and on behalf of the Board of Directors of
SARVPRIYA REALTORS PRIVATE LIMITED


Jahangir Ashraf
Director
DIN-08587748


Ramesh Chandra Khulbe
Director
DIN-07109071

Place : Gurugram
Date : 20 May 2024

SERIEL BUILD TECH PRIVATE LIMITED
BALANCE SHEET AS AT 31 MARCH 2024
(Amount in rupees hundred, unless otherwise stated)

	Notes	As at 31 March 2024	As at 31 March 2023
ASSETS			
Non-current assets			
Financial assets			
Investments	4	1,000.00	1,000.00
Income tax assets (net)	5	2,195.57	2,195.57
		<u>3,195.57</u>	<u>3,195.57</u>
Current assets			
Inventories	6	1,27,101.95	1,27,101.95
Financial assets			
Cash and cash equivalents	7	278.09	284.58
Other current assets	8	6,950.01	6,950.01
		<u>1,34,330.05</u>	<u>1,34,336.54</u>
Total Assets		<u><u>1,37,525.62</u></u>	<u><u>1,37,532.11</u></u>
EQUITY AND LIABILITIES			
Equity			
Equity share capital	9	1,000.00	1,000.00
Other equity	10	(5,780.84)	(5,735.35)
Total equity		<u>(4,780.84)</u>	<u>(4,735.35)</u>
LIABILITIES			
Non-current liabilities			
Financial liabilities			
Current liabilities			
Financial liabilities			
Trade payables	11		
-total outstanding dues of micro and small enterprises			
-total outstanding dues other than micro and small enterprises		59.00	79.00
Other current liabilities	12	1,42,247.46	1,42,188.46
Total liabilities		<u>1,42,306.46</u>	<u>1,42,267.46</u>
Total Equity and Liabilities		<u><u>1,37,525.62</u></u>	<u><u>1,37,532.11</u></u>

Summary of material accounting policies

3

The accompanying notes are an integral part of the financial statements.

As per our report of even date

For NAVRATN & CO LLP
Firm Reg. No.: N500107
Chartered Accountants


Nitish Mittal
Partner
Membership No.: 09537



Place : Gurugram
Date : 20 May 2024

For and on behalf of the Board of Directors of
SERIEL BUILD TECH PRIVATE LIMITED


Arif Mohamad
Director
DIN- 07119219


Manoj Kumar Singh
Director
DIN- 08858738


SERIEL BUILD TECH PRIVATE LIMITED
STATEMENT OF PROFIT AND LOSS FOR THE YEAR ENDED 31 MARCH 2024
(Amount in rupees hundred, unless otherwise stated)

Particulars	Notes	31 March 2024		31 March 2023	
INCOME					
Revenue from operations	13	-		426.58	
Other income	14	20.00		-	
Total Income		20.00		426.58	
EXPENSES					
Finance costs	15	6.49		8.26	
Other expenses	16	59.00		541.80	
Total Expenses		65.49		550.06	
Profit/(Loss) before tax from continuing operations		(45.49)		(123.48)	
Tax expense:					
Current tax		-		-	
Profit/(Loss) for the year from continuing operations		(45.49)		(123.48)	
Other comprehensive income					
Total other comprehensive income/(loss) for the year, net of tax		-		-	
Total comprehensive income/(loss) for the year, net of tax		(45.49)		(123.48)	
Earnings per equity share:					
(1) Basic	17	(0.45)		(1.23)	
(2) Diluted		(0.45)		(1.23)	
Summary of material accounting policies	3				

The accompanying notes are an integral part of the financial statements.

As per our report of even date

For N A V R A T N & CO LLP
Firm Reg. No.: N500107
Chartered Accountants


Nitish Mittal
Partner
Membership No.: 095371



Place : Gurugram
Date : 20 May 2024

For and on behalf of the Board of Directors of
SERIEL BUILD TECH PRIVATE LIMITED


Arif Mohamad
Director
DIN- 07119219


Manoj Kumar Singh
Director
DIN- 08858738

SEWAK DEVELOPERS PRIVATE LIMITED
BALANCE SHEET AS AT 31 MARCH 2024
(Amount in rupees hundred, unless otherwise stated)

	Notes	As at 31 March 2024	As at 31 March 2023
ASSETS			
Non-current assets			
Financial assets			
Investments	4	3,000.00	3,000.00
Income-tax assets (net)	5	7,095.57	7,488.25
		10,095.57	10,488.25
Current assets			
Inventories	6	31,12,099.55	47,03,592.63
Financial assets			
Cash and cash equivalents	7	819.64	514.44
Other current assets	8	2,49,631.96	2,49,631.96
		33,62,551.15	49,53,739.03
Total Assets		33,72,646.72	49,64,227.28
EQUITY AND LIABILITIES			
Equity			
Equity share capital	9	1,000.00	1,000.00
Other equity	10	(9,400.93)	(9,697.90)
Total equity		(8,400.93)	(8,697.90)
LIABILITIES			
Current liabilities			
Financial liabilities			
Trade payables	11	-	-
-total outstanding dues of micro and small enterprises			
-total outstanding dues other than micro and small enterprises		400.14	420.14
Other current liabilities	12	33,80,647.51	49,72,505.04
Total liabilities		33,81,047.65	49,72,925.18
Total Equity and Liabilities		33,72,646.72	49,64,227.28

Summary of material accounting policies

3

The accompanying notes are an integral part of the financial statements.

As per our report of even date

For **NAVRATN & CO LLP**
Firm Reg. No.: N500107
Chartered Accountants

Nishu Mittal
Nishu Mittal
Partner
Membership No.: 095371



For and on behalf of the Board of Directors of
SEWAK DEVELOPERS PRIVATE LIMITED

Arif Mohamad
Arif Mohamad
Director
DIN-07119219

Tanuj Kumar Shorya
Tanuj Kumar Shorya
Director
DIN-09793807

Place : Gurugram
Date : 20 May 2024

SEWAK DEVELOPERS PRIVATE LIMITED
STATEMENT OF PROFIT AND LOSS FOR THE YEAR ENDED 31 MARCH 2024
(Amount in rupees hundred, unless otherwise stated)

Particulars	Notes	31 March 2024		31 March 2023	
INCOME					
Revenue from operations	13	423.45		1,118.75	
Other income	14	32.40		-	
Total Income (I)		455.85		1,118.75	
EXPENSES					
Finance costs	15	-		6.49	
Other expenses	16	59.00		138.56	
Total Expenses (II)		59.00		145.05	
Profit/(Loss) before tax from continuing operations (I-II)		396.85		973.70	
Tax expense:					
Current tax		99.88		7.19	
Profit/(Loss) for the year from continuing operations		296.97		966.51	
Other comprehensive income		-		-	
Total other comprehensive income/(loss) for the year, net of tax		-		-	
Total comprehensive income/(loss) for the year, net of tax		296.97		966.51	
Earnings per equity share:					
(1) Basic	17	2.97		9.67	
(2) Diluted		2.97		9.67	
Summary of material accounting policies	3				

The accompanying notes are an integral part of the financial statements.

As per our report of even date

For **NAV RATN & CO LLP**
Firm Reg. No.: N500107
Chartered Accountants



Nish Mittal
Partner
Membership No.: 095371



Place : Gurugram
Date : 20 May 2024

For and on behalf of the Board of Directors of
SEWAK DEVELOPERS PRIVATE LIMITED


Arif Mohamad
Director
DIN-07119219


Tanuj Kumar Shorya
Director
DIN-09793807

SHARYANS BUILDCON PRIVATE LIMITED
BALANCE SHEET AS AT 31 MARCH 2024
(Amount in rupees hundred, unless otherwise stated)

	Notes	As at 31 March 2024	As at 31 March 2023
ASSETS			
Current assets			
Inventories	4	40,97,744.62	40,97,744.62
Financial assets			
Cash and cash equivalents	5	278.38	284.87
Other financial asset	6	86.69	86.69
Other current assets	7	-	-
Total Assets		40,98,196.38	40,98,202.87
EQUITY AND LIABILITIES			
Equity			
Equity share capital	8	10,000.00	10,000.00
Other equity	9	(2,03,505.68)	(2,03,460.19)
Total equity		(1,93,505.68)	(1,93,460.19)
LIABILITIES			
Current liabilities			
Financial liabilities			
Trade payables	10	-	-
-total outstanding dues of micro and small enterprises			
-total outstanding dues other than micro and small enterprises		59.00	79.00
Other current liabilities	11	42,91,643.06	42,91,584.06
Total liabilities		42,91,702.06	42,91,663.06
Total Equity and Liabilities		40,98,196.38	40,98,202.87
Summary of material accounting policies	3		

The accompanying notes are an integral part of the financial statements.

As per our report of even date

For NAVRATN & CO LLP

Firm Reg. No.: N500107

Chartered Accountants

Nish Mittal
Nish Mittal

Partner

Membership No.: 095371



For and on behalf of the Board of Directors of
SHARYANS BUILDCON PRIVATE LIMITED

Arif Mohamad
Arif Mohamad

Director

DIN-07119219

Manoj Kumar Singh
Manoj Kumar Singh

Director

DIN-08858738

Place : Gurugram

Date : 20 May 2024

SHARYANS BUILDCON PRIVATE LIMITED
STATEMENT OF PROFIT AND LOSS FOR THE YEAR ENDED 31 MARCH 2024
(Amount in rupees hundred, unless otherwise stated)

Particulars	Notes	31 March 2024		31 March 2023	
INCOME					
Other income	13	20.00	-		
Total Income		20.00	-		
EXPENSES					
Finance costs	14	6.49	4.87		
Other expenses	15	59.00	142.68		
Total Expenses		65.49	147.55		
Profit/(Loss) before tax from continuing operations		(45.49)	(147.55)		
Tax expense:					
Current tax		-	-		
Profit/(Loss) for the year from continuing operations		(45.49)	(147.55)		
Other comprehensive income					
Total other comprehensive income/(loss) for the year, net of tax		-	-		
Total comprehensive income/(loss) for the year, net of tax		(45.49)	(147.55)		
Earnings per equity share:					
(1) Basic	16	(0.05)	(0.15)		
(2) Diluted		(0.05)	(0.15)		

Summary of material accounting policies

3

The accompanying notes are an integral part of the financial statements.

As per our report of even date

For **NAV RATN & COLL P**
Firm Reg. No.: N500107
Chartered Accountants

Nish Mittal
Partner
Membership No.: 095371



Place : Gurugram
Date : 20 May 2024

For and on behalf of the Board of Directors of
SHARYANS BUILDCON PRIVATE LIMITED

Arif Mohamad
Director
DIN-07119219

Manoj Kumar Singh
Director
DIN-08858738

SHAURYA PROPBUILD PRIVATE LIMITED
BALANCE SHEET AS AT 31 MARCH 2024
(Amount in rupees hundred, unless otherwise stated)

ASSETS

Current assets

Inventories
Financial assets
Cash and cash equivalents
Other current assets

Total Assets

EQUITY AND LIABILITIES

Equity

Equity share capital
Other equity
Total equity

LIABILITIES

Current liabilities

Financial liabilities
Trade payables
-total outstanding dues of micro and small enterprises
-total outstanding dues other than micro and small enterprises
Other current liabilities
Total liabilities

Total Equity and Liabilities

Summary of material accounting policies

The accompanying notes are an integral part of the financial statements.

As per our report of even date

For Rajeev & Ajay

Firm registration No. 00997781
Chartered Accountants

Ajay Kumar Sachdeva
Partner
Membership No. 084602



Place : New Delhi
Date : 20 May 2024

Notes	As at 31 March 2024	As at 31 March 2023
4	13,31,052.65	11,79,196.87
5	513.33	1,989.43
6	300.00	6,794.79
	13,31,865.98	11,87,981.09
	13,31,865.98	11,87,981.09
7	1,900.00	1,900.00
8	10,39,707.92	10,40,217.04
	10,41,607.92	10,42,117.04
9	-	-
	59.00	79.00
10	2,90,199.06	1,45,785.05
	2,90,258.06	1,45,864.05
	13,31,865.98	11,87,981.09

3

For and on behalf of the Board of Directors of
SHAURYA PROPBUILD PRIVATE LIMITED

Gaurav Dutta
Director
DIN-08657459

Manoj Lamba
Director
DIN-09718405

SHAURYA PROPBUILD PRIVATE LIMITED
STATEMENT OF PROFIT AND LOSS FOR THE YEAR ENDED 31 MARCH 2024
(Amount in rupees hundred, unless otherwise stated)

Particulars	Notes	31 March 2024	31 March 2023
INCOME			
Other income			
Total Income	11	20.00	-
EXPENSES			
Finance costs	12	470.12	5.63
Other expenses	13	59.00	115.08
Total Expenses (II)		529.12	120.71
Profit/(Loss) before tax from continuing operations (I-II)		(509.12)	(120.71)
Tax expense:			
Current tax		-	-
Profit/(Loss) for the year from continuing operations		(509.12)	(120.71)
Other comprehensive income			
Total other comprehensive income for the year, net of tax		-	-
Total comprehensive income/(loss) for the year, net of tax		(509.12)	(120.71)
Earnings per equity share:			
(1) Basic	14	(2.68)	(0.64)
(2) Diluted		(2.68)	(0.64)
Summary of material accounting policies	3		

The accompanying notes are an integral part of the financial statements.

As per our report of even date

For Rajeev & Ajay
Firm registration No : 009977N
Chartered Accountants

Ajay Kumar Saini
Partner
Membership No : 084302



Place : New Delhi
Date : 20 May 2024

For and on behalf of the Board of Directors of
SHAURYA PROPBUILD PRIVATE LIMITED

Gaurav Dutta
Director
DIN-08657459

Manoj Lamba
Director
DIN-09718405

SHITIJ BUILDCON PRIVATE LIMITED
BALANCE SHEET AS AT 31 MARCH 2024
(Amount in rupees hundred, unless otherwise stated)

	Notes	As at	
		31 March 2024	31 March 2023
ASSETS			
Current assets			
Inventories	4	36,22,414.50	-
Cash and cash equivalents	5	25,017.73	244.27
Other current assets	6	2,075.00	32,04,207.95
Total Assets		36,49,507.23	32,04,452.22
EQUITY AND LIABILITIES			
Equity			
Equity share capital	7	1,000.00	1,000.00
Other equity	8	(17,85,955.75)	(45,498.93)
Total equity		(17,84,955.75)	(44,498.93)
LIABILITIES			
Current liabilities			
Financial liabilities			
Trade payables	9	-	-
-total outstanding dues of micro and small enterprises		-	-
-total outstanding dues other than micro and small enterprises		2,992.55	2,05,504.00
Other current liabilities	10	54,31,470.42	30,43,447.14
Total liabilities		54,34,462.97	32,48,951.14
Total Equity and Liabilities		36,49,507.23	32,04,452.22
Summary of material accounting policies	3		

The accompanying notes are an integral part of the financial statements.

As per our report of even date

For **NAV RATN & CO LLP**
Firm Reg. No.: N500107
Chartered Accountants


Nitish Mittal
Partner
Membership No.: 095371



Place : Gurugram
Date : 20 May 2024

For and on behalf of the Board of Directors of
SHITIJ BUILDCON PRIVATE LIMITED


Jitesh Sharma
Director
DIN-08428478


Rahul
Director
DIN-09331369

SHITIJ BUILDCON PRIVATE LIMITED
STATEMENT OF PROFIT AND LOSS FOR THE YEAR ENDED 31 MARCH 2024
(Amount in rupees hundred, unless otherwise stated)

Particulars	Notes	31 March 2024	31 March 2023
INCOME			
Other Income	11	20.00	-
Total Income		20.00	-
EXPENSES			
Finance costs	12	17,40,417.50	6.49
Other expenses	13	59.00	135.56
Total Expenses		17,40,476.50	142.05
Profit/(Loss) before tax from continuing operations		(17,40,456.50)	(142.05)
Tax expense:			
Current tax		-	-
(Loss) for the year from continuing operations		(17,40,456.50)	(142.05)
Total other comprehensive income/(loss) for the year, net of tax		-	-
Total comprehensive income/(loss) for the year, net of tax		(17,40,456.50)	(142.05)
Earnings per equity share:			
(1) Basic	14	(17,404.57)	(1.42)
(2) Diluted		(17,404.57)	(1.42)
Summary of material accounting policies	3		

The accompanying notes are an integral part of the financial statements.

As per our report of even date

For **NAV RATN & CO LLP**
Firm Reg. No.: N500107
Chartered Accountants

Nitish Mittal
Partner
Membership No.: 095371



For and on behalf of the Board of Directors of
SHITIJ BUILDCON PRIVATE LIMITED


Jitesh Sharma
Director
DIN-08428478


Rahul
Director
DIN-09331369

Place : Gurugram
Date : 20 May 2024

SHRESTHA CONBUILD PRIVATE LIMITED
BALANCE SHEET AS AT 31 MARCH 2024
(Amount in rupees hundred, unless otherwise stated)

	Notes	As at 31 March 2024	As at 31 March 2023
ASSETS			
Current assets			
Financial assets			
Cash and cash equivalents	4	5,245.87	5,240.89
Other current assets	5	2,15,25,010.12	2,15,25,095.13
Total Assets		2,15,30,255.99	2,15,30,336.02
EQUITY AND LIABILITIES			
Equity			
Equity share capital	6	1,00,000.00	1,00,000.00
Other equity	7	2,09,03,960.39	2,09,04,328.03
Total equity		2,10,03,960.39	2,10,04,328.03
LIABILITIES			
Current liabilities			
Financial liabilities			
Trade payables	8	-	-
-total outstanding dues of micro and small enterprises		61.61	79.00
-total outstanding dues other than micro and small enterprises		5,25,343.84	5,25,343.84
Other financial liabilities	9	890.16	585.16
Other current liabilities	10	5,26,295.61	5,26,008.00
Total liabilities		5,26,295.61	5,26,008.00
Total Equity and Liabilities		2,15,30,255.99	2,15,30,336.02

Summary of material accounting policies

3

The accompanying notes are an integral part of the financial statements.

As per our report of even date

For Rajeev & Ajay
Firm registration No : 009977N
Chartered Accountants

Ajay Kumar Sreidava
Partner
Membership No. 184102



For and on behalf of the Board of Directors of
SHRESTHA CONBUILD PRIVATE LIMITED

Bimbadha Jena
Director
DIN-09332034

Rohit Rawat
Director
DIN- 08298761

Place : New Delhi
Date : 20 May 2024

SHRESTHA CONBUILD PRIVATE LIMITED
STATEMENT OF PROFIT AND LOSS FOR THE YEAR ENDED 31 MARCH 2024
 (Amount in rupees hundred, unless otherwise stated)

Particulars	Notes	31 March 2024	31 March 2023
INCOME			
Revenue from operations		-	-
Total Income (I)		-	-
EXPENSES			
Finance costs	11	0.02	3.28
Other expenses	12	367.62	369.32
Total Expenses (II)		367.64	372.60
Profit/(Loss) before tax from continuing operations (I-II)		(367.64)	(372.60)
Tax expense:			
Current Tax		-	-
Profit/(Loss) for the year from continuing operations		(367.64)	(372.60)
Other Comprehensive Income			
		-	-
Total other comprehensive income/(loss) for the year, net of tax		-	-
Total comprehensive income/(loss) for the year, net of tax		(367.64)	(372.60)
Earnings per equity share (computed on the basis of profit/(loss) for the year):			
(1) Basic	13	(0.04)	(0.04)
(2) Diluted		(0.04)	(0.04)
Summary of material accounting policies	3		

The accompanying notes are an integral part of the financial statements.

As per our report of even date

For Rajeev & Ajay
 Firm registration No : 009977N
 Chartered Accountants

Ajay Kumar Singh Deva
 Partner
 Membership No. : 084302



For and on behalf of the Board of Directors of
 SHRESTHA CONBUILD PRIVATE LIMITED

Bimbadhar Jena
 Director
 DIN-09332034

Kohit Rawat
 Director
 DIN- 08298761

Place : New Delhi
 Date : 20 May 2024

SHREY PROMOTERS PRIVATE LIMITED
BALANCE SHEET AS AT 31 MARCH 2024
(Amount in rupees hundred, unless otherwise stated)

	Notes	As at	
		31 March 2024	31 March 2023
ASSETS			
Non-current assets			
Financial Assets			
Investments	4	68,75,545.74	68,75,545.74
		<u>68,75,545.74</u>	<u>68,75,545.74</u>
Current assets			
Inventories	5	3,25,333.75	2,00,655.21
Financial assets	6	443.84	502.84
Cash and cash equivalents	7	11,20,689.25	11,20,689.25
Other current assets		14,46,466.84	13,21,847.30
		<u>14,46,466.84</u>	<u>13,21,847.30</u>
Total Assets		<u>83,22,012.58</u>	<u>81,97,393.04</u>
EQUITY AND LIABILITIES			
Equity			
Equity share capital	8	7,00,000.00	7,00,000.00
Other equity	9	(63,981.95)	(63,942.95)
Total equity		<u>6,36,018.05</u>	<u>6,36,057.05</u>
LIABILITIES			
Current liabilities			
Financial liabilities			
Trade payables	10		
-total outstanding dues of micro and small enterprises			
-total outstanding dues other than micro and small enterprises		59.00	79.00
Other current liabilities	11	76,85,935.53	75,61,256.99
Total liabilities		<u>76,85,994.53</u>	<u>75,61,335.99</u>
Total Equity and Liabilities		<u>83,22,012.58</u>	<u>81,97,393.04</u>

Summary of material accounting policies

The accompanying notes are an integral part of the financial statements.

As per our report of even date

For Rajeev & Ajay
Firm registration No : 009977N
Chartered Accountants

Jain



Ajay Kumar Sachdeva
Partner
Membership No. : 084302

Place : New Delhi
Date : 20 May 2024

For and on behalf of the Board of Directors of
SHREY PROMOTERS PRIVATE LIMITED

Kalicharan Patro

Kalicharan Patro
Director
DIN-10049038

Rahul

Rahul
Director
DIN-09331369

Suman Jain

Suman Jain
Company Secretary
PAN-AZFPJ0998N

SHREY PROMOTERS PRIVATE LIMITED
STATEMENT OF PROFIT AND LOSS FOR THE YEAR ENDED 31 MARCH 2024
(Amount in rupees hundred, unless otherwise stated)

Particulars	Notes	31 March 2024		31 March 2023	
INCOME					
Other income					
Total Income	12	20.00		-	
EXPENSES					
Finance costs	13	-		6.50	
Other expenses	14	59.00		114.84	
Total Expenses (II)		59.00		121.34	
Profit/(Loss) before tax from continuing operations (I-II)		(39.00)		(121.34)	
Tax expense:					
Current Tax		-		-	
Profit/(Loss) for the year from continuing operations		(39.00)		(121.34)	
Other Comprehensive Income					
Total other comprehensive income/(loss) for the year, net of		-		-	
Total comprehensive income/(loss) for the year, net of tax		(39.00)		(121.34)	
Earnings per equity share (computed on the basis of profit/(loss) for the year):	15				
(1) Basic		(0.0006)		(0.0017)	
(2) Diluted		(0.0006)		(0.0017)	
Summary of material accounting policies	3				

The accompanying notes are an integral part of the financial statements.

As per our report of even date

For Rajeev & Ajay

Firm registration No. 00992/N
Chartered Accountants

Ajay Kumar Sachdeva
Partner
Membership No. : 084192



For and on behalf of the Board of Directors of
SHREY PROMOTERS PRIVATE LIMITED

Kalicharan Patro
Director
DIN-10049038

Rahul
Director
DIN-09331369

Place : New Delhi
Date : 20 May 2024

Suman Jain
Company Secretary
PAN-AZFPJ0998N

SIDHANT BUILDCON PRIVATE LIMITED
BALANCE SHEET AS AT 31 MARCH 2024
(Amount in rupees hundred, unless otherwise stated)

	Notes	As at 31 March 2024	As at 31 March 2023
ASSETS			
Non-current assets			
Income-tax assets (net)	4	22,731.21	22,731.21
		22,731.21	22,731.21
Current assets			
Inventories	5	23,18,122.48	23,18,122.48
Financial assets			
Cash and cash equivalents	6	1,029.10	1,089.72
		23,19,151.58	23,19,212.20
Total Assets		23,41,882.79	23,41,943.41
EQUITY AND LIABILITIES			
Equity			
Equity share capital	7	10,000.00	10,000.00
Other equity	8	(5,517.60)	(5,476.98)
Total equity		4,482.40	4,523.02
LIABILITIES			
Current liabilities			
Financial liabilities			
Trade payables	9	-	-
-total outstanding dues of micro and small enterprises			
-total outstanding dues other than micro and small enterprises		59.00	79.00
Other current liabilities	10	23,37,341.39	23,37,341.39
Total liabilities		23,37,400.39	23,37,420.39
Total Equity and Liabilities		23,41,882.79	23,41,943.41

Summary of material accounting policies

3

The accompanying notes are an integral part of the financial statements.

As per our report of even date

For Rajeev & Ajay
Firm Reg. No.: 00999
Chartered Accountants

Ajay Kumar Sachdeva
Partner
Membership No.: 084302



For and on behalf of the Board of Directors of
SIDHANT BUILDCON PRIVATE LIMITED

Manoj Kumar Singh
Director
DIN- 08858738

Manoj Lamba
Director
DIN- 09718405

Place : New Delhi
Date : 20 May 2024

SIDHANT BUILDCON PRIVATE LIMITED
STATEMENT OF PROFIT AND LOSS FOR THE YEAR ENDED 31 MARCH 2024
(Amount in rupees hundred, unless otherwise stated)

Particulars	Notes	31 March 2024	31 March 2023
INCOME			
Other income	11	20.00	-
Total Income		20.00	-
EXPENSES			
Finance costs	12	1.62	6.49
Other expenses	13	59.00	138.56
Total Expenses		60.62	145.05
(Loss) before tax from continuing operations		(40.62)	(145.05)
Tax expense:			
Current tax		-	-
(Loss) for the year from continuing operations		(40.62)	(145.05)
Other comprehensive income		-	-
Total other comprehensive income/(loss) for the year, net of tax		-	-
Total comprehensive income/(loss) for the year, net of tax		(40.62)	(145.05)
Earnings per equity share:			
(1) Basic	14	(0.04)	(0.15)
(2) Diluted		(0.04)	(0.15)
Summary of material accounting policies	3		

The accompanying notes are an integral part of the financial statements.

As per our report of even date

For Rajeev & Ajay
Firm Reg. No.: 009977N
Chartered Accountants

Ajay Kumar Mehrotra
Partner
Membership No. 683402



For and on behalf of the Board of Directors of
SIDHANT BUILDCON PRIVATE LIMITED

Manoj Kumar Singh
Director
DIN- 08858738

Manoj Lamba
Director
DIN- 09718405

Place : New Delhi
Date : 20 May 2024

SIDHIVINAYAK BUILDCON PRIVATE LIMITED
BALANCE SHEET AS AT 31 MARCH 2024
(Amount in rupees hundred, unless otherwise stated)

	Notes	As at 31 March 2024	As at 31 March 2023
ASSETS			
Non-current assets			
Financial Assets			
Investments	4	2,000.00	2,000.00
Income-tax assets (net)	5	11,198.44	11,198.44
		13,198.44	13,198.44
Current assets			
Inventories	6	7,43,209.57	6,67,513.15
Financial assets			
Cash and cash equivalents	7	1,383.26	520.56
Other current assets	8	66,024.37	66,024.37
		8,10,617.20	7,34,058.08
Total Assets		8,23,815.64	7,47,256.52
EQUITY AND LIABILITIES			
Equity			
Equity share capital	9	1,250.00	1,250.00
Other equity	10	(13,249.62)	(13,209.73)
Total equity		(11,999.62)	(11,959.73)
LIABILITIES			
Current liabilities			
Financial liabilities			
Trade payables	11	-	-
-total outstanding dues of micro and small enterprises			
-total outstanding dues other than micro and small enterprises		694.73	655.73
Other current liabilities	12	8,35,120.53	7,58,560.52
Total liabilities		8,35,815.26	7,59,216.25
Total Equity and Liabilities		8,23,815.64	7,47,256.52

Summary of material accounting policies

3

The accompanying notes are an integral part of the financial statements.

As per our report of even date

For Rajeev & Ajay
Firm registration No.: 08858738
Chartered Accountants

Ajay Kumar Saini
Partner
Membership No.: 08858738



For and on behalf of the Board of Directors of
SIDHIVINAYAK BUILDCON PRIVATE LIMITED

Manoj Kumar Singh
Director
DIN- 08858738

Vivek Singh
Director
DIN- 03466773

Place : New Delhi
Date : 20 May 2024

SIDHIVINAYAK BUILDCON PRIVATE LIMITED
STATEMENT OF PROFIT AND LOSS FOR THE YEAR ENDED 31 MARCH 2024
(Amount in rupees hundred, unless otherwise stated)

Particulars	Notes	31 March 2024	31 March 2023
INCOME			
Revenue from operations	13	5.60	-
Other income	14	20.00	-
Total Income		25.60	-
EXPENSES			
Finance costs	15	6.49	10.03
Other expenses	16	59.00	1,378.06
Total Expenses		65.49	1,388.09
Profit/(Loss) before tax from continuing operations		(39.89)	(1,388.09)
Tax expense:			
Current tax		-	-
Profit/(Loss) for the year from continuing operations		(39.89)	(1,388.09)
Total other comprehensive income/(loss) for the year, net of tax		-	-
Total comprehensive income/(loss) for the year, net of tax		(39.89)	(1,388.09)
Earnings per equity share:			
(1) Basic	17	(0.32)	(11.10)
(2) Diluted		(0.32)	(11.10)
Summary of material accounting policies	3		

The accompanying notes are an integral part of the financial statements.

As per our report of even date

For Rajeev & Ajay
Firm registration No. 0099/2011
Chartered Accountants

Ajay Kumar Sachdeva
Partner
Membership No. 084302

For and on behalf of the Board of Directors of
SIDHIVINAYAK BUILDCON PRIVATE LIMITED


Manoj Kumar Singh
Director
DIN- 08858738


Vivek Singh
Director
DIN- 03466774

Place : New Delhi
Date : 20 May 2024

SIDHIVINAYAK DUROBUILD PRIVATE LIMITED
BALANCE SHEET AS AT 31 MARCH 2024
(Amount in rupees hundred, unless otherwise stated)

ASSETS	Notes	31 March 2024	31 March 2023
Current assets			
Inventories	4	1,75,805.09	1,75,805.09
Financial assets			
Cash and cash equivalents	5	158.06	282.55
Total assets		1,75,963.15	1,76,087.64
EQUITY AND LIABILITIES			
Equity			
Equity share capital	6	1,000.00	1,000.00
Other equity	7	(1,969.12)	(1,923.63)
Total equity		(969.12)	(923.63)
LIABILITIES			
Current liabilities			
Financial liabilities			
Trade payables	8	-	-
-total outstanding dues of micro and small enterprises			
-total outstanding dues other than micro and small			79.00
Other current liabilities	9	1,76,932.27	1,76,932.27
Total liabilities		1,76,932.27	1,77,011.27
Total equity and liabilities		1,75,963.15	1,76,087.64

Summary of material accounting policies 3

The accompanying notes are an integral part of the financial statements.

As per our report of even date

For Sanjay Rastogi & Associates
Firm registration No : 014056N
Chartered Accountants

CA Sanjay Rastogi
Proprietor

Membership No. : 075033

UDIN: 24075033BKNAMB421

Place : New Delhi
Date : 20 May 2024

For and on behalf of the Board of Directors of
SIDHIVINAYAK DUROBUILD PRIVATE LIMITED

Arif Mohamad
Director
Din-07119219

Manoj Kumar Singh
Director
Din-08858738

SIDHIVINAYAK DUROBUILD PRIVATE LIMITED
STATEMENT OF PROFIT AND LOSS FOR THE YEAR ENDED 31 MARCH 2024
(Amount in rupees hundred, unless otherwise stated)

Particulars	Notes	31 March 2024		31 March 2023	
INCOME					
Other income					
Total Income	10	20.00	-		
EXPENSES					
Finance costs	11	6.49	6.48		
Other expenses	12	59.00	115.08		
Total Expenses		65.49	121.56		
Loss before tax from continuing operations		(45.49)	(121.56)		
Tax expense:					
Current tax		-	-		
Loss for the year from continuing operations		(45.49)	(121.56)		
Other comprehensive income		-	-		
Total other comprehensive income/(loss) for the year, net of tax		-	-		
Total comprehensive income/(loss) for the year, net of tax		(45.49)	(121.56)		
Earnings per equity share:					
Basic (Rs.)	13	(0.45)	(1.22)		
Diluted (Rs.)		(0.45)	(1.22)		

Summary of material accounting policies

3

The accompanying notes are an integral part of the financial statements.

As per our report of even date

For Sanjay Rastogi & Associates
Firm registration No : 014056N
Chartered Accountants


CA Sanjay Rastogi
Proprietor
Membership No. : 075033
UDIN/24075033BRENAM8421



For and on behalf of the Board of Directors of
SIDHIVINAYAK DUROBUILD PRIVATE LIMITED


Arif Mohamad
Director
Din-07119219


Manoj Kumar Singh
Director
Din-08858738

Place : New Delhi
Date : 20 May 2024

SIGNAGES PROPERTIES PRIVATE LIMITED
BALANCE SHEET AS AT 31 MARCH 2024
(Amount in rupees hundred, unless otherwise stated)

	Notes	As at 31 March 2024	As at 31 March 2023
ASSETS			
Current assets			
Financial assets			
Cash and cash equivalents	4	181.72	243.96
Total Assets		181.72	243.96
EQUITY AND LIABILITIES			
Equity			
Equity share capital	5	1,000.00	1,000.00
Other equity	6	(3,848.48)	(3,806.24)
Total equity		(2,848.48)	(2,806.24)
LIABILITIES			
Current liabilities			
Financial liabilities			
Trade payables	7	-	-
-total outstanding dues of micro and small enterprises			
-total outstanding dues other than micro and small enterprises		59.00	79.00
Other current liabilities	8	2,971.20	2,971.20
Total liabilities		3,030.20	3,050.20
Total Equity and Liabilities		181.72	243.96
Summary of material accounting policies	3		

The accompanying notes are an integral part of the financial statements.

As per our report of even date


For Rajeev & Ajay


Firm registration No. 1809077N
Chartered Accountants

Ajay Kumar Sachdeva
Partner
Membership No. 884302



For and on behalf of the Board of Directors of
SIGNAGES PROPERTIES PRIVATE LIMITED


Bharat Bhushan Garg
Director
DIN-01669048


Rahul Bindle
Director
DIN-02128650

Place : New Delhi
Date : 20 May 2024

SIGNAGES PROPERTIES PRIVATE LIMITED
STATEMENT OF PROFIT AND LOSS FOR THE YEAR ENDED 31 MARCH 2024
(Amount in rupees hundred, unless otherwise stated)

Particulars	Notes	31 March 2024	31 March 2023
INCOME			
Other income			
Total Income	9	20.00	-
EXPENSES			
Finance costs			
Other expenses	10	3.24	-
Total Expenses (II)	11	59.00	121.01
Profit/(Loss) before tax from continuing operations (I-II)		62.24	121.01
Tax expense:			
Current Tax		-	-
Profit/(Loss) for the year from continuing operations		(42.24)	(121.01)
Other Comprehensive Income			
Total other comprehensive income for the year, net of tax		-	-
Total comprehensive income/(loss) for the year, net of tax		(42.24)	(121.01)
Earnings per equity share (computed on the basis of profit/(loss) for the year):			
(1) Basic	12	(0.42)	(1.21)
(2) Diluted		(0.42)	(1.21)
Summary of material accounting policies			
	2		

The accompanying notes are an integral part of the financial statements.

As per our report of even date

For Rajeev & Associates
Firm registration No : 009977N
Chartered Accountants

Ajay Kumar Sachdev
Partner
Membership No. : 084302

Place : New Delhi
Date : 20 May 2024

For and on behalf of the Board of Directors of
SIGNAGES PROPERTIES PRIVATE LIMITED

Bharat Bhushan Garg
Director
DIN-01669048

Rahul Bindle
Director
DIN-02128650

SMRIDHI TECHNOBUILD PRIVATE LIMITED
BALANCE SHEET AS AT 31 MARCH 2024
(Amount in rupees hundred, unless otherwise stated)

	Notes	As at 31 March 2024	As at 31 March 2023
ASSETS			
Non-current assets			
Other non-current assets	4	2,09,70,000.00	2,09,70,000.00
		<u>2,09,70,000.00</u>	<u>2,09,70,000.00</u>
Current assets			
Cash and cash equivalents	5	6,444.73	6,577.04
Other current assets	6	8.92	95.13
Total Assets		<u>2,09,76,453.65</u>	<u>2,09,76,672.17</u>
EQUITY AND LIABILITIES			
Equity			
Equity share capital	7	1,00,000.00	1,00,000.00
Other equity	8	2,03,63,576.38	2,03,63,944.00
Total equity		<u>2,04,63,576.38</u>	<u>2,04,63,944.00</u>
LIABILITIES			
Current liabilities			
Financial liabilities			
Trade payables	9	-	-
-total outstanding dues of micro and small enterprises		-	-
-total outstanding dues other than micro and small enterprises		119.41	79.00
Other financial liabilities	10	5,11,823.15	5,11,823.15
Other current liabilities	11	934.71	826.02
Total liabilities		<u>5,12,877.27</u>	<u>5,12,728.17</u>
Total Equity and Liabilities		<u>2,09,76,453.65</u>	<u>2,09,76,672.17</u>
Summary of Material accounting policies	3		

The accompanying notes are an integral part of the financial statements.

As per our report of even date

For Rajeev & Ajay

Firm registration No. 0005727N
Chartered Accountants

Ajay Kumar Sachdeva
Partner
Membership No.



For and on behalf of the Board of Directors of
SMRIDHI TECHNOBUILD PRIVATE LIMITED

Kohit Rawat
Director
DIN-08298761

Akhilesh Rawat
Director
DIN-10235604

Place : New Delhi
Date : 20 May 2024

SMRIDHI TECHNOBUILD PRIVATE LIMITED
STATEMENT OF PROFIT AND LOSS FOR THE YEAR ENDED 31 MARCH 2024
(Amount in rupees hundred, unless otherwise stated)

Particulars	Notes	31 March 2024	31 March 2023
INCOME			
Other Income			
Total Income	12	20.00	-
EXPENSES			
Finance costs	13	-	3.28
Other expenses	14	387.62	369.32
Total Expenses (II)		387.62	372.60
Profit/(Loss) before tax from continuing operations (I-II)		(367.62)	(372.60)
Tax expense:			
Current Tax		-	-
Profit/(Loss) for the year from continuing operations		(367.62)	(372.60)
Other Comprehensive Income			
Total other comprehensive income for the year, net of tax		-	-
Total comprehensive income/(loss) for the year, net of tax		(367.62)	(372.60)
Earnings per equity share (computed on the basis of profit/(loss) for the year):			
(1) Basic	15	(0.04)	(0.04)
(2) Diluted		(0.04)	(0.04)

Summary of Material accounting policies

3

The accompanying notes are an integral part of the financial statements.

As per our report of even date

For Rajeev & Ajay

Firm registration No : 009977N
Chartered Accountants

Ajay Kumar Saini
Partner
Membership No. : 18720



For and on behalf of the Board of Directors of
SMRIDHI TECHNOBUILD PRIVATE LIMITED

Rohit Rawat
Director
DIN-08298761

Akhilesh Rawat
Director
DIN-10235604

Place : New Delhi
Date : 20 May 2024

SNOW WHITE BUILDCON PRIVATE LIMITED
BALANCE SHEET AS AT 31 MARCH 2024
(Amount in rupees hundred, unless otherwise stated)

	Notes	As at 31 March 2024	As at 31 March 2023
ASSETS			
Non-current assets			
Financial Assets			
Investments	4	10,44,404.20	10,44,404.20
Income-tax assets (net)	5	793.41	658.27
		10,45,197.61	10,45,062.47
Current assets			
Inventories	6	22,75,550.11	22,75,498.63
Financial assets			
Cash and cash equivalents	7	1,061.31	223.21
Other bank balances	8	11,547.18	11,009.98
Other current assets	9	8,343.24	8,343.24
		22,96,501.84	22,95,075.06
Total Assets		33,41,699.45	33,40,137.53
EQUITY AND LIABILITIES			
Equity			
Equity share capital	10	1,000.00	1,000.00
Other equity	11	(5,29,926.65)	(5,30,586.57)
Total equity		(5,28,926.65)	(5,29,586.57)
LIABILITIES			
Current liabilities			
Financial liabilities			
Trade payables	12	-	-
-total outstanding dues of micro and small enterprises		-	-
-total outstanding dues other than micro and small enterprises		59.00	79.00
Other current liabilities	13	38,70,567.10	38,69,645.10
Total liabilities		38,70,626.10	38,69,724.10
Total Equity and Liabilities		33,41,699.45	33,40,137.53
Summary of material accounting policies	3		

The accompanying notes are an integral part of the financial statements.


As per our report of even date


For **NAV RATN & CO LLP**
Firm Reg. No.: N500107
Chartered Accountants

Nitish Mittal
Partner
Membership No.: 095371



For and on behalf of the Board of Directors of
SNOW WHITE BUILDCON PRIVATE LIMITED


Kamal Malik
Director
DIN-08129137


Bimbadhar Jena
Director
DIN-09332034

Place : Gurugram
Date : 20 May 2024

SNOW WHITE BUILDCON PRIVATE LIMITED
STATEMENT OF PROFIT AND LOSS FOR THE YEAR ENDED 31 MARCH 2024
(Amount in rupees hundred, unless otherwise stated)

Particulars	Notes	31 March 2024	31 March 2023
INCOME			
Revenue from operations	14	-	957.81
Other income	15	725.92	-
Total Income		725.92	957.81
EXPENSES			
Finance costs	16	7.01	39.02
Other expenses	17	59.00	138.56
Total Expenses		66.01	177.58
Profit/ (Loss) before tax from continuing operations		659.91	780.23
Tax expense:			
Current tax		-	-
Profit/ (Loss) for the year from continuing operations		659.91	780.23
Other comprehensive income			
Total other comprehensive income/(loss) for the year, net of tax		-	-
Total comprehensive income/(loss) for the year, net of tax		659.91	780.23
Earnings per equity share:			
(1) Basic	18	6.60	7.80
(2) Diluted		6.60	7.80

Summary of material accounting policies

3

The accompanying notes are an integral part of the financial statements.

As per our report of even date

For NAVRATN & CO LLP
Firm Reg. No.: N500107
Chartered Accountants


Nilish Mittal
Partner
Membership No.: 095371



Place : Gurugram
Date : 20 May 2024

For and on behalf of the Board of Directors of
SNOW WHITE BUILDCON PRIVATE LIMITED


Kamal Malik
Director
DIN-08129137


Bimbadhar Jena
Director
DIN-09332034

SONEX PROJECTS PRIVATE LIMITED
BALANCE SHEET AS AT 31 MARCH 2024
(Amount in rupees hundred, unless otherwise stated)

Notes	As at 31 March 2024	As at 31 March 2023
ASSETS		
Non-current assets		
Income-tax assets (net)	782.41	782.41
Current assets		
Inventories	6,97,332.82	6,97,332.82
Financial assets	245.09	251.58
Cash and cash equivalents	295.43	295.43
Other current assets	6,97,873.34	6,97,879.82
Total Assets	6,98,655.75	6,98,662.24
EQUITY AND LIABILITIES		
Equity		
Equity share capital	1,000.00	1,000.00
Other equity	12,437.76	12,483.25
Total equity	13,437.76	13,483.25
LIABILITIES		
Current liabilities		
Financial liabilities		
Trade payables	-	-
-total outstanding dues of micro and small enterprises	59.00	79.00
-total outstanding dues other than micro and small enterprises	6,85,158.99	6,85,099.99
Other current liabilities	6,85,217.99	6,85,178.99
Total liabilities	6,98,655.75	6,98,662.24

Summary of material accounting policies

The accompanying notes are an integral part of the financial statements.

As per our report of even date

For N A V R A T N & CO LLP
Firm registration No.: NS00107
Chartered Accountants

Nisha Mittal
Nisha Mittal
Partner
Membership No.: 095371



Place : Gurugram
Date : 20 May 2024

For and on behalf of the Board of Directors of
SONEX PROJECTS PRIVATE LIMITED

Anil Singh Chauhan
Anil Singh Chauhan
Director
DIN-09553326

Lalit Kumar Nagar
Lalit Kumar Nagar
Director
DIN-02731999

SONEX PROJECTS PRIVATE LIMITED
STATEMENT OF PROFIT AND LOSS FOR THE YEAR ENDED 31 MARCH 2024
(Amount in rupees hundred, unless otherwise stated)

Particulars	Notes	31 March 2024	31 March 2023
INCOME			
Other income		20.00	-
Total Income		20.00	-
EXPENSES			
Finance costs		6.49	6.49
Other expenses		59.00	398.16
Total Expenses		65.49	404.65
(Loss) before tax from continuing operations		(45.49)	(404.65)
Tax expense:			
Current tax		-	-
(Loss) for the year from continuing operations		(45.49)	(404.65)
Other comprehensive income		-	-
Total other comprehensive income for the year, net of tax		-	-
Total comprehensive (loss) for the year, net of tax		(45.49)	(404.65)
Earnings per equity share:			
(1) Basic		(0.45)	(4.05)
(2) Diluted		(0.45)	(4.05)
Summary of material accounting policies			
			3

The accompanying notes are an integral part of the financial statements.

As per our report of even date

For N A V R A T N & CO LLP
Firm registration No.: NS00107
Chartered Accountants


Nishu Mittal
Partner
Membership No.: 095371



Place : Gurgaon
Date : 20 May 2024

For and on behalf of the Board of Directors of
SONEX PROJECTS PRIVATE LIMITED


Anilish Singh Chauhan
Director
DIN - 09533326


Lalit Kumar Nagar
Director
DIN - 02731999

SPARSH PROMOTERS PRIVATE LIMITED
BALANCE SHEET AS AT 31 MARCH 2024
(Amount in rupees hundred, unless otherwise stated)

ASSETS

Non-current assets

Income-tax assets (net)

Current assets

Inventories

Financial assets

Cash and cash equivalents

Total Assets

EQUITY AND LIABILITIES

Equity

Equity share capital

Other equity

Total equity

LIABILITIES

Current liabilities

Financial liabilities

Trade payables

-total outstanding dues of micro and small enterprises

-total outstanding dues other than micro and small enterprises

Other current liabilities

Total liabilities

Total Equity and Liabilities

Summary of material accounting policies

The accompanying notes are an integral part of the financial statements.

As per our report of even date

For Rajeev & Ajay

Firm Reg. No.: 0099737

Chartered Accountants

Ajay Kumar Sachdeva

Partner

Membership No.: 084500



Place : New Delhi

Date : 20 May 2024

Notes	As at 31 March 2024	As at 31 March 2023
4	61,059.93	61,059.93
	61,059.93	61,059.93
5	28,59,143.12	28,59,143.12
6	454.27	519.76
	28,59,597.39	28,59,662.88
	29,20,657.32	29,20,722.81
7	10,000.00	10,000.00
8	(8,565.96)	(8,520.47)
	1,434.04	1,479.53
9	-	-
10	373.10	393.10
	29,18,850.17	29,18,850.17
	29,19,223.27	29,19,243.27
	29,20,657.32	29,20,722.81

3

For and on behalf of the Board of Directors of
SPARSH PROMOTERS PRIVATE LIMITED

Manoj Kumar Singh
Director
DIN-08858738

Bimbadhar Jena
Director
DIN-09332034

SPARSH PROMOTERS PRIVATE LIMITED
STATEMENT OF PROFIT AND LOSS FOR THE YEAR ENDED 31 MARCH 2024
(Amount in rupees hundred, unless otherwise stated)

Particulars	Notes	31 March 2024	31 March 2023
INCOME			
Other income			
Total Income	11	20.00	-
EXPENSES			
Finance costs			
Other expenses	12	6.49	10.03
Total Expenses	13	59.00	2,261.68
		65.49	2,271.71
(Loss) before tax from continuing operations			
Tax expense:			
Current tax			
(Loss) for the year from continuing operations		(45.49)	(2,271.71)
Other comprehensive income			
Total other comprehensive income for the year, net of tax		-	-
Total comprehensive income/(loss) for the year, net of tax		(45.49)	(2,271.71)
Earnings per equity share:			
(1) Basic	14	(0.05)	(2.27)
(2) Diluted		(0.05)	(2.27)
Summary of material accounting policies			
	3		

The accompanying notes are an integral part of the financial statements.

As per our report of even date

For Rajeev & Ajay

Firm Reg. No.: 0099720

Chartered Accountants

Ajay Kumar Sachdeva

Partner

Membership No.: 054202



For and on behalf of the Board of Directors of
SPARSH PROMOTERS PRIVATE LIMITED

Manoj Kumar Singh
Director
DIN-08858738

Bimbadhar Jena
Director
DIN-09332034

Place : New Delhi
Date : 20 May 2024

SPROUTING PROPERTIES PRIVATE LIMITED
BALANCE SHEET AS AT 31 MARCH 2024
(Amount in rupees hundred, unless otherwise stated)

	Notes	As at 31 March 2024	As at 31 March 2023
ASSETS			
Current assets			
Inventories			
Financial assets	4	1,96,263.81	1,96,263.81
Cash and cash equivalents	5	184.98	250.47
Other current assets	6	-	-
Total Assets		1,96,448.79	1,96,514.28
EQUITY AND LIABILITIES			
Equity			
Equity share capital	7	1,000.00	1,000.00
Other equity	8	(4,318.51)	(4,273.02)
Total equity		(3,318.51)	(3,273.02)
LIABILITIES			
Current liabilities			
Financial liabilities			
Trade payables	9	-	-
-total outstanding dues of micro and small enterprises		59.00	79.00
-total outstanding dues other than micro and small enterprises		-	-
Other current liabilities	10	1,99,708.30	1,99,708.30
Total liabilities		1,99,767.30	1,99,787.30
Total Equity and Liabilities		1,96,448.79	1,96,514.28
Summary of material accounting policies	3		

The accompanying notes are an integral part of the financial statements.

As per our report of even date

For Rajeev & Ajay
Firm Reg. No.: 009977N
Chartered Accountants

Ajay Kumar Sachdeva
Partner
Membership No. 1884302



For and on behalf of the Board of Directors of
SPROUTING PROPERTIES PRIVATE LIMITED

Amarjeet Chhikara
Director
DIN- 08858736

Rabinarayan Jena
Director
DIN-10119121

Place : New Delhi
Date : 20 May 2024

SPROUTING PROPERTIES PRIVATE LIMITED
STATEMENT OF PROFIT AND LOSS FOR THE YEAR ENDED 31 MARCH 2024
(Amount in rupees hundred, unless otherwise stated)

Particulars	Notes	31 March 2024	31 March 2023
INCOME			
Other income			
Total Income	11	20.00	-
		20.00	-
EXPENSES			
Finance costs	12	6.49	6.49
Other expenses	13	59.00	135.56
Total Expenses		65.49	142.05
Profit/(Loss) before tax from continuing operations		(45.49)	(142.05)
Tax expense:			
Current tax		-	-
Profit/(Loss) for the year from continuing operations		(45.49)	(142.05)
Other comprehensive income		-	-
Total other comprehensive income for the year, net of tax		-	-
Total comprehensive income/(loss) for the year, net of tax		(45.49)	(142.05)
Earnings per equity share:			
(1) Basic	14	(0.45)	(1.42)
(2) Diluted		(0.45)	(1.42)
Summary of material accounting policies	3		

The accompanying notes are an integral part of the financial statements.

As per our report of even date

For Rajeev & Ajay
Firm Reg. No.: 009977N
Chartered Accountants

Ajay Kumar Sachdeva
Partner
Membership No.: 102



Place : New Delhi
Date : 20 May 2024

For and on behalf of the Board of Directors of
SPROUTING PROPERTIES PRIVATE LIMITED

Amarjeet Chhikara
Amarjeet Chhikara
Director
DIN- 08858736

Rabinarayan Jena
Rabinarayan Jena
Director
DIN-10119121

SPURT PROJECTS PRIVATE LIMITED
BALANCE SHEET AS AT 31 MARCH 2024
 (Amount in rupees hundred, unless otherwise stated)

ASSETS
Current assets
 Inventories
 Financial assets
 Cash and cash equivalents
 Other current assets
Total Assets

EQUITY AND LIABILITIES
Equity
 Equity share capital
 Other equity
Total equity

LIABILITIES
Current liabilities
 Financial liabilities
 Trade payables
 -total outstanding dues of micro and small enterprises
 -total outstanding dues other than micro and small enterprises
 Other current liabilities
 Current tax liabilities (net)
Total liabilities

Total Equity and Liabilities

Summary of material accounting policies

The accompanying notes are an integral part of the financial statements.

As per our report of even date

For Rajeev & Ajay
 Firm Reg. No.: 009977N
 Chartered Accountants



Ajay Kumar Sasthri
 Partner
 Membership No.: 084302

Place : New Delhi
 Date : 20 May 2024

Notes	As at 31 March 2024	As at 31 March 2023
4	13,51,630.58	14,24,150.03
5	208.81	267.81
6	1,32,385.29	1,32,385.29
	14,84,224.69	15,56,803.13
7	1,000.00	1,000.00
8	(14,343.38)	(14,304.38)
	(13,343.38)	(13,304.38)
9	-	-
10	59.00	79.00
11	14,97,509.00	15,70,028.44
	0.07	0.07
	14,97,568.07	15,70,107.51
	14,84,224.69	15,56,803.13

For and on behalf of the Board of Directors of
SPURT PROJECTS PRIVATE LIMITED

Vinod Balhara
 Director
 DIN-08129149

Lalit Kumar Nagar
 Director
 DIN-02731999

SPURT PROJECTS PRIVATE LIMITED
STATEMENT OF PROFIT AND LOSS FOR THE YEAR ENDED 31 MARCH 2024
(Amount in rupees hundred, unless otherwise stated)

Particulars	Notes	31 March 2024	31 March 2023
INCOME			
Other income			
Total Income	12	20.00	-
EXPENSES			
Finance costs			
Other expenses	13	-	26.48
Total Expenses	14	59.00	146.80
		59.00	173.28
Profit/(Loss) before tax from continuing operations		(39.00)	(173.28)
Tax expense:			
Current tax			
Profit/(Loss) for the year from continuing operations		(39.00)	(173.28)
Other comprehensive income			
Total other comprehensive income for the year, net of tax		-	-
Total comprehensive income/(loss) for the year, net of tax		(39.00)	(173.28)
Earnings per equity share:			
(1) Basic	15	(0.39)	(1.73)
(2) Diluted		(0.39)	(1.73)
Summary of material accounting policies			
	3		

The accompanying notes are an integral part of the financial statements.

As per our report of even date

For Rajeev & Ajay
Firm Reg. No.: 0059
Chartered Accountants

Ajay Kumar Sachdeva
Partner
Membership No. 123456

For and on behalf of the Board of Directors of
SPURT PROJECTS PRIVATE LIMITED

Vinod Balhara
Director
DIN-08129149

Lalit Kumar Nagar
Director
DIN-02731999

Place : New Delhi
Date : 20 May 2024

SRIYAM ESTATES PRIVATE LIMITED
BALANCE SHEET AS AT 31 MARCH 2024
(Amount in rupees hundred, unless otherwise stated)

ASSETS

Current assets

Inventories
Financial assets
Cash and cash equivalents
Other current assets

Total Assets

EQUITY AND LIABILITIES

Equity

Equity share capital
Other equity
Total equity

LIABILITIES

Current liabilities

Financial liabilities
Trade payables
-total outstanding dues of micro and small enterprises
-total outstanding dues other than micro and small enterprises
Other current liabilities
Total liabilities

Total Equity and Liabilities

Summary of material accounting policies

The accompanying notes are an integral part of the financial statements.

As per our report of even date

For **NAV RATN & CO LLP**
Firm Reg. No.: N500107
Chartered Accountants



Nish Mittal
Partner
Membership No.: 095371



Notes	As at	
	31 March 2024	31 March 2023
4	37,459.22	37,459.22
5	527.06	527.06
6	65,901.22	65,901.22
	1,03,887.50	1,03,887.50
7	1,000.00	1,000.00
8	(14,460.05)	(14,421.05)
	(13,460.05)	(13,421.05)
9	59.00	79.00
10	1,17,288.55	1,17,229.55
	1,17,347.55	1,17,308.55
	1,03,887.50	1,03,887.50
3		

For and on behalf of the Board of Directors of
SRIYAM ESTATES PRIVATE LIMITED



Mayank Kumar
Director
DIN-10217527



Akshat Maheshwari
Director
DIN-07504909

Place : Gurugram
Date : 20 May 2024

SRIYAM ESTATES PRIVATE LIMITED
STATEMENT OF PROFIT AND LOSS FOR THE YEAR ENDED 31 MARCH 2024
(Amount in rupees hundred, unless otherwise stated)

Particulars	Notes	31 March 2024	31 March 2023
INCOME			
Revenue from operations	11	-	37.50
Other Income	12	20.00	-
Total Income		20.00	37.50
EXPENSES			
Finance costs	13	-	6.49
Other expenses	14	59.00	142.68
Total Expenses		59.00	149.17
Profit/(Loss) before tax from continuing operations		(39.00)	(111.67)
Tax expense:			
Current tax		-	-
Profit/(Loss) for the year from continuing operations		(39.00)	(111.67)
Other comprehensive income			
Total other comprehensive income/(loss) for the year, net of tax		-	-
Total comprehensive income/(loss) for the year, net of tax		(39.00)	(111.67)
Earnings per equity share:			
(1) Basic	15	(0.39)	(1.12)
(2) Diluted		(0.39)	(1.12)
Summary of material accounting policies	3		

The accompanying notes are an integral part of the financial statements.

As per our report of even date

For **NAV RATN & CO LLP**
Firm Reg. No.: N500107
Chartered Accountants




Nitish Mittal
Partner
Membership No.: 095371



For and on behalf of the Board of Directors of
SRIYAM ESTATES PRIVATE LIMITED



Mayank Kumar
Director
DIN-10217527



Akshat Maheshwari
Director
DIN-07504909

Place : Gurugram
Date : 20 May 2024

444

Sage Conbuild Private Limited
Balance Sheet as at 31 March 2024
(Amount in Rupees hundred, unless otherwise stated)

	Notes	As at 31 March 2024	As at 31 March 2023
ASSETS			
Current assets			
Financial assets			
Cash and cash equivalents	4	439.74	498.74
Total Assets		439.74	498.74
EQUITY AND LIABILITIES			
Equity			
Equity share capital	5	1,000.00	1,000.00
Other equity	6	(1,811.68)	(1,772.68)
Total equity		(811.68)	(772.68)
LIABILITIES			
Current liabilities			
Financial liabilities			
Trade payables	7	-	-
-total outstanding dues of micro and small enterprises			
-total outstanding dues other than micro and small		372.50	392.50
Other current liabilities	8	878.92	878.92
Total liabilities		1,251.42	1,271.42
Total Equity and Liabilities		439.74	498.74
Summary of material accounting policies	3		

The accompanying notes are an integral part of the financial statements.

As per our report of even date

For Rajeev & Ajay

Firm registration No. 119937/2015
 Chartered Accountants

Rajeev Sabharwal
 Partner
 Membership No. 119937/2015



For and on behalf of the Board of Directors of
 Sage Conbuild Private Limited

Vikas Kumar
 Director
 DIN-07757791

Rajendra Kumar
 Director
 DIN-08385683

Place : New Delhi
 Date : 20 May 2024

Sage Conbuild Private Limited
Statement of Profit and Loss for the year ended 31 March 2024
(Amount in Rupees hundred, unless otherwise stated)

	Notes	31 March 2024	31 March 2023
REVENUE			
Other income			
Total Income (I)	9	20.00	-
EXPENSES			
Finance costs	10	-	21.09
Other expenses	11	59.00	105.72
Total Expenses (II)		59.00	126.81
Profit/(Loss) before tax from continuing operations (I-II)		(39.00)	(126.81)
Tax expense:			
Current Tax		-	-
Profit/(Loss) for the year from continuing operations		(39.00)	(126.81)
Other comprehensive income			
Total other comprehensive income/(loss) for the year, net of			
Total comprehensive income/(loss) for the year, net of tax			
		(39.00)	(126.81)
Earnings per equity share (computed on the basis of profit/(loss) for the year):			
(1) Basic	12	(0.39)	(1.27)
(2) Diluted		(0.39)	(1.27)
Summary of material accounting policies			
	3		

The accompanying notes are an-integral part of the financial statements.

As per our report of even date

For Rajeev & Associates
Firm Registration No : 019177N
Chartered Accountants
NEW DELHI
Rajeev
Partner
Membership No. : 084833

For and on behalf of the Board of Directors of
Sage Conbuild Private Limited

Vikas Kumar
Director
DIN-07757791

Rajendra Kumar
Director
DIN-08385683

Place : New Delhi
Date : 20 May 2024

261

STASH PROPBUILD PRIVATE LIMITED
BALANCE SHEET AS AT 31 MARCH 2024
(Amount in rupees hundred, unless otherwise stated)

ASSETS

Current assets

Inventories
Financial assets
Cash and cash equivalents
Other current assets
Total Assets

Notes	As at	
	31 March 2024	31 March 2023
4	14,818.89	14,818.89
5	445.65	506.27
6	20,907.88	20,907.88
	36,172.42	36,233.04

EQUITY AND LIABILITIES

Equity

Equity share capital
Other equity
Total equity

7	1,000.00	1,000.00
8	(3,185.39)	(3,144.77)
	(2,185.39)	(2,144.77)

LIABILITIES

Current liabilities

Financial liabilities
Trade payables
-total outstanding dues of micro and small enterprises
-total outstanding dues other than micro and small enterprises
Other current liabilities
Total liabilities

9	-	-
10	59.00	79.00
	38,298.81	38,298.81
	38,357.81	38,377.81
	36,172.42	36,233.04

Total Equity and Liabilities

Summary of material accounting policies

3

The accompanying notes are an integral part of the financial statements.

As per our report of even date

For Rajeev & Ajay
Firm registration No. 009977N
Chartered Accountants

Ajay Kumar Sachdeva
Partner
Membership No. 084302



For and on behalf of the Board of Directors of
STASH PROPBUILD PRIVATE LIMITED

(Signature)
Bohit Rawat
Director
DIN- 08298761

(Signature)
Rahul Chowdhary
Director
DIN- 09668716

Place : New Delhi
Date : 20 May 2024

STASH PROPBUILD PRIVATE LIMITED
STATEMENT OF PROFIT AND LOSS FOR THE YEAR ENDED 31 MARCH 2024
(Amount in rupees hundred, unless otherwise stated)

Particulars	Notes	31 March 2024	31 March 2023
INCOME			
Other income		-	-
Total Income	11	20.00	-
EXPENSES			
Finance costs	12	1.62	6.49
Other expenses	13	59.00	141.80
Total Expenses (II)		60.62	148.29
Profit/(Loss) before tax from continuing operations (I-II)		(40.62)	(148.29)
Tax expense:			
Current Tax		-	-
Profit/(Loss) for the year from continuing operations		(40.62)	(148.29)
Other Comprehensive Income			
Total other comprehensive income for the year, net of tax		-	-
Total comprehensive income/(loss) for the year, net of tax			
		(40.62)	(148.29)
Earnings per equity share (computed on the basis of profit/(loss) for the year):			
(1) Basic	14	(0.41)	(1.48)
(2) Diluted		(0.41)	(1.48)
Summary of material accounting policies	3		

The accompanying notes are an integral part of the financial statements.

As per our report of even date

For Rajeev & Ajay
Firm registration No : 009977N
Chartered Accountants



Ajay Kumar Sachdev
Partner
Membership No. 084302

For and on behalf of the Board of Directors of
STASH PROPBUILD PRIVATE LIMITED


Rohit Rawat
Director
DIN- 08298761


Rahul Chowdhary
Director
DIN- 09668716

Place : New Delhi
Date : 20 May 2024

274

STAVE PROPBUILD PRIVATE LIMITED
BALANCE SHEET AS AT 31 MARCH 2024
 (Amount in rupees hundred, unless otherwise stated)

ASSETS

Current assets

- Financial assets
- Cash and cash equivalents
- Other current assets
- Total Assets**

Notes	As at	
	31 March 2024	31 March 2023
4	442.27	502.89
5	1,31,507.66	1,31,507.66
	1,31,949.93	1,32,010.55

EQUITY AND LIABILITIES

Equity

- Equity share capital
- Other equity
- Total equity**

6	1,000.00	1,000.00
7	(3,143.05)	(3,102.42)
	(2,143.05)	(2,102.42)

LIABILITIES

Current liabilities

- Financial liabilities
- Trade payables
- total outstanding dues of micro and small enterprises
- total outstanding dues other than micro and small enterprises
- Other current liabilities
- Total liabilities**

8	-	-
9	59.00	79.00
	1,34,033.97	1,34,033.97
	1,34,092.97	1,34,112.97

Total Equity and Liabilities

	1,31,949.93	1,32,010.55
--	--------------------	--------------------

Summary of material accounting policies

3

The accompanying notes are an integral part of the financial statements.

As per our report of even date

For Rajeev & Ajay
 Firm registration No. 009957N
 Chartered Accountants

Ajay Kumar Sachdeva
 Partner
 Membership No. A082302

Place : New Delhi
 Date : 20 May 2024

For and on behalf of the Board of Directors of
STAVE PROPBUILD PRIVATE LIMITED

Rohit Rawat
 Director
 DIN-08298761

Rahul Bindle
 Director
 DIN-0221650

STAVE PROPBUILD PRIVATE LIMITED
STATEMENT OF PROFIT AND LOSS FOR THE YEAR ENDED 31 MARCH 2024
(Amount in rupees hundred, unless otherwise stated)

Particulars	Notes	31 March 2024		31 March 2023	
INCOME					
Other income					
Total Income	10	20.00	-		
EXPENSES					
Finance costs	11	1.62	6.49		
Other expenses	12	59.00	115.08		
Total Expenses (II)		60.62	121.57		
Profit/(Loss) before tax from continuing operations (I-II)		(40.62)	(121.57)		
Tax expense:					
Current Tax		-	-		
Profit/(Loss) for the year from continuing operations		(40.62)	(121.57)		
Other Comprehensive Income					
Total other comprehensive income for the year, net of tax		-	-		
Total comprehensive income/(loss) for the year, net of tax		(40.62)	(121.57)		
Earnings per equity share (computed on the basis of profit/(loss) for the year):					
(1) Basic	13	(0.41)	(1.22)		
(2) Diluted		(0.41)	(1.22)		
Summary of material accounting policies	3				

The accompanying notes are an integral part of the financial statements.

As per our report of even date

For Rajeev & Ajay
Firm registration No. 009977N
Chartered Accountants

Ajay Kumar Sachdeva
Partner
Membership No. : 084302



For and on behalf of the Board of Directors of
STAVE PROPBUILD PRIVATE LIMITED

Rohit Rawat
Director
DIN-08298761

Rahul Bindle
Director
DIN- 02128650

Place : New Delhi
Date : 20 May 2024

STEIN PROPBUILD PRIVATE LIMITED
BALANCE SHEET AS AT 31 MARCH 2024
(Amount in rupees hundred, unless otherwise stated)

ASSETS

Current assets

Inventories
Financial assets
Cash and cash equivalents
Total Assets

Notes	As at 31 March 2024	As at 31 March 2023
4	6,69,806.39	6,69,806.39
5	183.81	244.43
	6,69,990.20	6,70,050.82

EQUITY AND LIABILITIES

Equity

Equity share capital
Other equity
Total equity

6	1,000.00	1,000.00
7	(3,271.25)	(3,230.63)
	(2,271.25)	(2,230.63)

LIABILITIES

Current liabilities

Financial liabilities
Trade payables
-total outstanding dues of micro and small enterprises
-total outstanding dues other than micro and small enterprises
Other current liabilities
Total liabilities

8	-	-
9	59.00	79.00
	6,72,202.45	6,72,202.45
	6,72,261.45	6,72,281.45

Total Equity and Liabilities

	6,69,990.20	6,70,050.82
--	--------------------	--------------------

Summary of material accounting policies

3

The accompanying notes are an integral part of the financial statements.

As per our report of even date

For Rajeev & Ajay

Firm registration No : 0099777

Chartered Accountants

Ajay Kumar Sachdeva
Partner

Membership No. : 0843015



For and on behalf of the Board of Directors of
STEIN PROPBUILD PRIVATE LIMITED

Vishav Butani
Director
DIN- 10235619

Deepak Chandra Thawal
Director
DIN-09815239

Place : New Delhi
Date : 20 May 2024

STEIN PROPBUILD PRIVATE LIMITED
STATEMENT OF PROFIT AND LOSS FOR THE YEAR ENDED 31 MARCH 2024
(Amount in rupees hundred, unless otherwise stated)

Particulars	Notes	31 March 2024	31 March 2023
INCOME			
Other income		20.00	-
Total Income	10	20.00	-
EXPENSES			
Finance costs	11	1.62	6.49
Other expenses	12	59.00	115.08
Total Expenses (II)		60.62	121.57
Profit/(Loss) before tax from continuing operations (I-II)		(40.62)	(121.57)
Tax expense:			
Current tax		-	-
Profit/(Loss) for the year from continuing operations		(40.62)	(121.57)
Other Comprehensive Income			
Total other comprehensive income for the year, net of tax		-	-
Total comprehensive income/(loss) for the year, net of tax		(40.62)	(121.57)
Earnings per equity share (computed on the basis of profit/(loss) for the year):			
(1) Basic	13	(0.41)	(1.22)
(2) Diluted		(0.41)	(1.22)
Summary of material accounting policies	3		

The accompanying notes are an integral part of the financial statements.

As per our report of even date

For Rajeev & Ajay
Firm registration No. 09977N
Chartered Accountants



Ajay Kumar Sachdeva
Partner
Membership No. : 084302

For and on behalf of the Board of Directors of
STEIN PROPBUILD PRIVATE LIMITED

Vaibhav Butani
Director
DIN- 10235619

Deepak Chandra Thawal
Director
DIN-09815239

Place : New Delhi
Date : 20 May 2024

STENT PROPBUILD PRIVATE LIMITED
BALANCE SHEET AS AT 31 MARCH 2024
 (Amount in rupees hundred, unless otherwise stated)

	Notes	As at	
		31 March 2024	31 March 2023
ASSETS			
Current assets			
Financial assets			
Cash and cash equivalents	4	212.05	277.54
Other financial assets	5	48,069.10	48,069.10
		<u>48,281.15</u>	<u>48,346.64</u>
Total Assets		<u>48,281.15</u>	<u>48,346.64</u>
EQUITY AND LIABILITIES			
Equity			
Equity share capital	6	1,000.00	1,000.00
Other equity	7	(1,804.55)	(1,759.06)
Total equity		<u>(804.55)</u>	<u>(759.06)</u>
LIABILITIES			
Current liabilities			
Financial liabilities			
Trade payables	8	-	-
-total outstanding dues of micro and small enterprises		-	-
-total outstanding dues other than micro and small enterprises		59.00	79.00
Other current liabilities	9	49,026.70	49,026.70
Total liabilities		<u>49,085.70</u>	<u>49,105.70</u>
Total Equity and Liabilities		<u>48,281.15</u>	<u>48,346.64</u>

Summary of material accounting policies 3

The accompanying notes are an integral part of the financial statements.

As per our report of even date

For **Rajeev & Ajay**
 Firm registration No. RAJ00000001
 Chartered Accountants

Ajay Kumar Sachdeva
 Partner
 Membership No. 188490



For and on behalf of the Board of Directors of
STENT PROPBUILD PRIVATE LIMITED


Lalit Kumar Nagar
 Director
 DIN- 02731999


Rahul
 Director
 DIN- 09331369

Place : New Delhi
 Date : 20 May 2024

STENT PROPBUILD PRIVATE LIMITED
STATEMENT OF PROFIT AND LOSS FOR THE YEAR ENDED 31 MARCH 2024
(Amount in rupees hundred, unless otherwise stated)

Particulars	Notes	31 March 2024	31 March 2023
INCOME			
Other income	10	20.00	-
Total Income		20.00	-
EXPENSES			
Finance costs	11	6.49	6.49
Other expenses	12	59.00	138.68
Total Expenses (II)		65.49	145.17
Profit/(Loss) before tax from continuing operations (I-II)		(45.49)	(145.17)
Tax expense:			
Current Tax		-	-
Profit/(Loss) for the year from continuing operations		(45.49)	(145.17)
Other Comprehensive Income		-	-
Total other comprehensive income for the year, net of tax		-	-
Total comprehensive income/(loss) for the year, net of tax		(45.49)	(145.17)
Earnings per equity share (computed on the basis of profit/(loss) for the year):	13		
(1) Basic		(0.45)	(1.45)
(2) Diluted		(0.45)	(1.45)
Summary of material accounting policies	3		

The accompanying notes are an integral part of the financial statements.

As per our report of even date

For Rajeev & Ajay
Firm registration No : 009977N
Chartered Accountants

Ajay Kumar Sachdeva
Partner
Membership No. 093302



For and on behalf of the Board of Directors of
STENT PROPBUILD PRIVATE LIMITED

Lalit Kumar Nagar
Director
DIN- 02731999

Rahul
Director
DIN- 09331369

Place : New Delhi
Date : 20 May 2024

277

STRUT PROPBUILD PRIVATE LIMITED
BALANCE SHEET AS AT 31 MARCH 2024
(Amount in rupees hundred, unless otherwise stated)

Notes	As at 31 March 2024	As at 31 March 2023
ASSETS		
Current assets		
Financial assets		
Cash and cash equivalents	446.74	505.69
Total Assets	446.74	505.69
EQUITY AND LIABILITIES		
Equity		
Equity share capital	1,000.00	1,000.00
Other equity	(3,167.75)	(3,128.80)
Total equity	(2,167.75)	(2,128.80)
LIABILITIES		
Current liabilities		
Financial liabilities		
Trade payables		
- total outstanding dues of micro and small enterprises	-	-
- total outstanding dues other than micro and small enterprises	59.00	79.00
Other current liabilities	2,555.49	2,555.49
Total liabilities	2,614.49	2,634.49
Total Equity and Liabilities	446.74	505.69
Summary of material accounting policies	3	

The accompanying notes are an integral part of the financial statements.

As per our report of even date

For Rajeev & Ajay

Firm registration No. 084302
Chartered Accountants



Ajay Kumar Sachdeva
Partner
Membership No. : 084302

For and on behalf of the Board of Directors of
STRUT PROPBUILD PRIVATE LIMITED


Rahul
Director
DIN- 09331369


Ovais Ali Khan
Director
DIN- 08455167

Place : New Delhi
Date : 20 May 2024

STRUT PROPBUILD PRIVATE LIMITED
STATEMENT OF PROFIT AND LOSS FOR THE YEAR ENDED 31 MARCH 2024
(Amount in rupees hundred, unless otherwise stated)


Particulars	Notes	31 March 2024	31 March 2023
INCOME			
Other Income	9	20.05	-
Total Income		20.05	-
EXPENSES			
Finance costs	10	-	6.54
Other expenses	11	59.00	115.08
Total Expenses (II)		59.00	121.62
Profit/(Loss) before tax from continuing operations (I-II)		(38.95)	(121.62)
Tax expense			
Current Tax		-	-
Profit/(Loss) for the year from continuing operations		(38.95)	(121.62)
Other Comprehensive Income			
Total other comprehensive income for the year, net of tax		-	-
Total comprehensive income/(loss) for the year, net of tax		(38.95)	(121.62)
Earnings per equity share (computed on the basis of profit/(loss) for the year):			
(1) Basic	12	(0.39)	(1.22)
(2) Diluted		(0.39)	(1.22)

Summary of material accounting policies 3

The accompanying notes are an integral part of the financial statements.

As per our report of even date

For Rajeev & Ajay
Firm registration No. 1111111111
Chartered Accountants


Ajay Kumar Sachdev
Partner
Membership No. : 084302



For and on behalf of the Board of Directors of
STRUT PROPBUILD PRIVATE LIMITED


Rahul
Director
DIN- 09331369


Ovais Ali Khan
Director
DIN- 08455167

Place : New Delhi
Date : 20 May 2024

SUKHJIT PROJECTS PRIVATE LIMITED
BALANCE SHEET AS AT 31 MARCH 2024
(Amount in rupees hundred, unless otherwise stated)

	Notes	As at 31 March 2024	As at 31 March 2023
ASSETS			
Non-current assets			
Financial Assets			
Investments	4	3,17,719.57	3,17,719.57
		<u>3,17,719.57</u>	<u>3,17,719.57</u>
Current assets			
Financial assets			
Cash and cash equivalents	5	435.97	494.97
		<u>435.97</u>	<u>494.97</u>
Total Assets		<u>3,18,155.54</u>	<u>3,18,214.54</u>
EQUITY AND LIABILITIES			
Equity			
Equity share capital	6	1,000.00	1,000.00
Other equity	7	(5,426.28)	(5,387.28)
Total equity		<u>(4,426.28)</u>	<u>(4,387.28)</u>
LIABILITIES			
Current liabilities			
Financial liabilities			
Trade payables	8	-	-
-total outstanding dues of micro and small enterprises			
-total outstanding dues other than micro and small enterprises		59.00	79.00
Other current liabilities	9	3,22,522.82	3,22,522.82
Total liabilities		<u>3,22,581.82</u>	<u>3,22,601.82</u>
Total Equity and Liabilities		<u>3,18,155.54</u>	<u>3,18,214.54</u>

Summary of material accounting policies

3

The accompanying notes are an integral part of the financial statements.

As per our report of even date

For Rajeev & Ajay

Firm registration No. : 200971
Chartered Accountants

Ajay Kumar Sachdeva
Partner
Membership No. : 084302



For and on behalf of the Board of Directors of
SUKHJIT PROJECTS PRIVATE LIMITED

Vinod Balhara
Vinod Balhara
Director
DIN-08129149

Manish Kumar
Manish Kumar
Director
DIN- 08376582

Place : New Delhi
Date : 20 May 2024

SUKHJIT PROJECTS PRIVATE LIMITED
STATEMENT OF PROFIT AND LOSS FOR THE YEAR ENDED 31 MARCH 2024
(Amount in rupees hundred, unless otherwise stated)

Particulars	Notes	31 March 2024	31 March 2023
INCOME			
Other income	10	20.00	-
Total Income		20.00	-
EXPENSES			
Finance costs	11	-	3.25
Other expenses	12	59.00	114.96
Total Expenses (II)		59.00	118.21
Profit/(Loss) before tax from continuing operations (I-II)		(39.00)	(118.21)
Tax expense:			
Current Tax		-	-
Profit/(Loss) for the year from continuing operations		(39.00)	(118.21)
Other Comprehensive Income			
Total other comprehensive income for the year, net of tax		-	-
Total comprehensive income/(loss) for the year, net of tax		(39.00)	(118.21)
Earnings per equity share (computed on the basis of profit/(loss) for the year)	13		
(1) Basic		(0.39)	(1.18)
(2) Diluted		(0.39)	(1.18)
Summary of material accounting policies	3		

The accompanying notes are an integral part of the financial statements.

As per our report of even date

For Rajeev & Ajay
Firm registration No. : 009977
Chartered Accountants

Ajay Kumar Sachdeva
Partner
Membership No. : 084302



For and on behalf of the Board of Directors of
SUKHJIT PROJECTS PRIVATE LIMITED

[Signature]
Vinod Balhara
Director
DIN-08129149

[Signature]
Manish Kumar
Director
DIN- 08376582

Place : New Delhi
Date : 20 May 2024

TACERY BUILDERS PRIVATE LIMITED
BALANCE SHEET AS AT 31 MARCH 2024
(Amount in rupees hundred, unless otherwise stated)

	Notes	As at 31 March 2024	As at 31 March 2023
ASSETS			
Non-current assets			
Income tax assets (net)	4	0.65	251.67
		0.65	251.67
Current assets			
Inventories	5	28,634.76	19,196.30
Financial assets			
Cash and cash equivalents	6	503.83	244.77
Other current assets	7	42,581.63	42,581.63
		71,720.22	62,022.70
Total Assets		71,720.87	62,274.37
EQUITY AND LIABILITIES			
Equity			
Equity share capital	8	1,000.00	1,000.00
Other equity	9	(2,027.94)	(1,996.98)
Total equity		(1,027.94)	(996.98)
LIABILITIES			
Current liabilities			
Financial liabilities			
Trade payables	10	-	-
-total outstanding dues of micro and small enterprises			
-total outstanding dues other than micro and small enterprises		59.00	79.00
Other current liabilities	11	72,689.81	63,192.35
Total liabilities		72,748.81	63,271.35
Total Equity and Liabilities		71,720.87	62,274.37
Summary of material accounting policies	3		

The accompanying notes are an integral part of the financial statements.

As per our report of even date

For **NAV RATN & CO LLP**

Firm Reg. No.: N500107

Chartered Accountants

Nitish Mittal
Nitish Mittal

Partner

Membership No.: 095371



For and on behalf of the Board of Directors of
TACERY BUILDERS PRIVATE LIMITED

V. Radha Krishna
Vazhakkate Radha Krishna
Director
DIN-05268278

Manish Kumar
Manish Kumar
Director
DIN-08376582

Place : Gurugram

Date : 20 May 2024

TACERY BUILDERS PRIVATE LIMITED
STATEMENT OF PROFIT AND LOSS FOR THE YEAR ENDED 31 MARCH 2024
(Amount in rupees hundred, unless otherwise stated)

Particulars	Notes	31 March 2024	31 March 2023
INCOME			
Revenue from operations	12	-	1,028.12
Other income	13	31.28	-
Total Income		31.28	1,028.12
EXPENSES			
Other expenses	14	59.00	111.96
Finance costs	15	3.25	10.58
Total Expenses		62.25	122.54
Profit/(loss) before tax from continuing operations		(30.97)	905.58
Tax expense:			
Current tax		-	148.33
Profit/(Loss) for the year from continuing operations		(30.97)	757.26
Other comprehensive income		-	-
Total other comprehensive income/(loss) for the year, net of tax		-	-
Total comprehensive income/(loss) for the year, net of tax		(30.97)	757.26
Earnings per equity share:			
(1) Basic	16	(0.31)	7.57
(2) Diluted		(0.31)	7.57

Summary of material accounting policies

3

The accompanying notes are an integral part of the financial statements.

As per our report of even date

For **NAV RATN & CO LLP**
Firm Reg. No.: N500107
Chartered Accountants

Nitin Mittal
Partner
Membership No.: 095371



For and on behalf of the Board of Directors of
TACERY BUILDERS PRIVATE LIMITED


Vazhakkate Radha Krishna
Director
DIN-05268278


Manish Kumar
Director
DIN-08376582

Place : Gurugram
Date : 20 May 2024

TANMAY DEVELOPERS PRIVATE LIMITED
BALANCE SHEET AS AT 31 MARCH 2024
(Amount in rupees hundred, unless otherwise stated)

	Notes	As at 31 March 2024	As at 31 March 2023
ASSETS			
Non-current assets			
Income tax assets (net)	4	16,706.76	12,106.85
		16,706.76	12,106.85
Current assets			
Inventories	5	39,30,493.99	46,90,394.97
Financial assets			
Cash and cash equivalents	6	1,849.90	1,70,544.34
Other current assets	7	34,890.39	34,890.39
		39,67,234.28	48,95,829.70
Total Assets		39,83,941.04	49,07,936.55
EQUITY AND LIABILITIES			
Equity			
Equity share capital	8	1,000.00	1,000.00
Other equity	9	(72,114.57)	(72,755.23)
Total equity		(71,114.57)	(71,755.23)
LIABILITIES			
Current liabilities			
Financial liabilities			
Trade payables	10	-	-
-total outstanding dues of micro and small enterprises			
-total outstanding dues other than micro and small enterprises		59.00	1,70,079.00
Other current liabilities	11	40,54,996.61	48,09,612.78
Total liabilities		40,55,055.61	49,79,691.78
Total Equity and Liabilities		39,83,941.04	49,07,936.55

Summary of material accounting policies

3

The accompanying notes are an integral part of the financial statements.

As per our report of even date

For **NAV RATN & CO LLP**
Firm Reg. No.: N500107
Chartered Accountants


Nitish Mittal
Partner
Membership No.: 095371



Place : Gurugram
Date : 20 May 2024

For and on behalf of the Board of Directors of
TANMAY DEVELOPERS PRIVATE LIMITED


Pravesh Kumar
Director
DIN-08376738


Ovais Ali Khan
Director
DIN-08455167

TANMAY DEVELOPERS PRIVATE LIMITED
STATEMENT OF PROFIT AND LOSS FOR THE YEAR ENDED 31 MARCH 2024
(Amount in rupees hundred, unless otherwise stated)

Particulars	Notes		
		31 March 2024	31 March 2023
INCOME			
Revenue from operations			
Other income	12	680.84	-
Total Income	13	700.84	-
EXPENSES			
Finance costs	14	1.18	4.87
Other expenses	15	59.00	150.92
Total Expenses		60.18	155.79
Profit/(Loss) before tax from continuing operations		640.66	(155.79)
Tax expense:			
Current tax		-	-
Profit/(Loss) for the year from continuing operations		640.66	(155.79)
Other comprehensive income			
Total other comprehensive income/(loss) for the year, net of tax		-	-
Total comprehensive income/(loss) for the year, net of tax		640.66	(155.79)
Earnings per equity shares:			
(1) Basic	16	6.41	(0.02)
(2) Diluted		6.41	(0.02)
Summary of material accounting policies	3		

The accompanying notes are an integral part of the financial statements.

As per our report of even date

For NAVRATN & COLLP
Firm Reg. No.: N500107
Chartered Accountants


Nitish Mittal
Partner
Membership No.: 095371



For and on behalf of the Board of Directors of
TANMAY DEVELOPERS PRIVATE LIMITED


Pravesh Kumar
Director
DIN-08376738


Qvais Ali Khan
Director
DIN-08455167

Place : Gurugram
Date : 20 May 2024

TINNITUS BUILDERS PRIVATE LIMITED
BALANCE SHEET AS AT 31 MARCH 2024
(Amount in rupees hundred, unless otherwise stated)

	Notes	As at	
		31 March 2024	31 March 2023
ASSETS			
Current assets			
Financial assets			
Cash and cash equivalents	4	191.05	256.56
Other current assets	5	-	-
Total Assets		191.05	256.56
EQUITY AND LIABILITIES			
Equity			
Equity share capital	6	1,000.00	1,000.00
Other equity	7	(1,69,125.71)	(1,69,080.20)
Total equity		(1,68,125.71)	(1,68,080.20)
LIABILITIES			
Current liabilities			
Financial liabilities			
Trade payables	8	-	-
-total outstanding dues of micro and small enterprises			
-total outstanding dues other than micro and small enterprises		59.00	79.00
Other current liabilities	9	1,68,257.76	1,68,257.76
Total liabilities		1,68,316.76	1,68,336.76
Total Equity and Liabilities		191.05	256.56
Summary of material accounting policies	3		

The accompanying notes are an integral part of the financial statements.

As per our report of even date

For Rajeev & Ajay

Firm registration No. 0092

Chartered Accountants

Ajay Kumar Sachdeva

Partner

Membership No. : 617302



For and on behalf of the Board of Directors of
TINNITUS BUILDERS PRIVATE LIMITED

Deepak Chandra Thawal
Director
DIN- 09815239

Manoj Lamba
Director
DIN- 09718405

Place : New Delhi

Date : 20 May 2024

TINNITUS BUILDERS PRIVATE LIMITED
STATEMENT OF PROFIT AND LOSS FOR THE YEAR ENDED 31 MARCH 2024
(Amount in rupees hundred, unless otherwise stated)

Particulars	Notes	31 March 2024	31 March 2023
INCOME			
Other income	10	20.00	-
Total Income		20.00	-
EXPENSES			
Finance costs	11	6.51	6.48
Other expenses	12	59.00	115.08
Total Expenses (II)		65.51	121.56
Profit/(Loss) before tax from continuing operations (I-II)		(45.51)	(121.56)
Tax expense:			
Current Tax		-	-
Profit/(Loss) for the year from continuing operations		(45.51)	(121.56)
Other Comprehensive Income			
Total other comprehensive income for the year, net of tax		-	-
Total comprehensive income/(loss) for the year, net of tax		(45.51)	(121.56)
Earnings per equity share (computed on the basis of profit/(loss) for the year):			
(1) Basic	13	(0.46)	(1.22)
(2) Diluted		(0.46)	(1.22)
Summary of material accounting policies	3		

The accompanying notes are an integral part of the financial statements.

As per our report of even date

For Rajeev & Ajay
Firm registration No : 009977N
Chartered Accountants

Ajay Kumar Sachdev
Partner
Membership No : 084302



For and on behalf of the Board of Directors of
TINNITUS BUILDERS PRIVATE LIMITED

Deepak Chandra Thawal
Director
DIN- 09815239

Manoj Lamba
Director
DIN- 09718405

Place : New Delhi
Date : 20 May 2024

TOCSIN BUILDERS PRIVATE LIMITED
BALANCE SHEET AS AT 31 MARCH 2024
(Amount in rupees hundred, unless otherwise stated)

	Notes	As at	
		31 March 2024	31 March 2023
ASSETS			
Non-current assets			
Income-tax assets (net)	4	39,294.45	39,294.45
		<u>39,294.45</u>	<u>39,294.45</u>
Current assets			
Inventories	5	9,20,453.45	12,36,099.65
Financial assets			
Cash and cash equivalents	6	263.17	269.67
Other current assets	7	2,329.52	2,329.52
		<u>9,23,046.14</u>	<u>12,38,698.84</u>
Total Assets		<u><u>9,62,340.59</u></u>	<u><u>12,77,993.29</u></u>
EQUITY AND LIABILITIES			
Equity			
Equity share capital	8	1,000.00	1,000.00
Other equity	9	(77,921.24)	(77,775.75)
Total equity		<u>(76,921.24)</u>	<u>(76,775.75)</u>
LIABILITIES			
Current liabilities			
Financial liabilities			
Trade payables	10	-	-
-total outstanding dues of micro and small enterprises			
-total outstanding dues other than micro and small enterprises		59.00	79.00
Other current liabilities	11	10,39,202.83	13,54,690.04
Total liabilities		<u>10,39,261.83</u>	<u>13,54,769.04</u>
Total Equity and Liabilities		<u><u>9,62,340.59</u></u>	<u><u>12,77,993.29</u></u>

Summary of material accounting policies

3

The accompanying notes are an integral part of the financial statements.


As per our report of even date

For **NAV RATN & CO LLP**
Firm Reg. No.: N500107
Chartered Accountants


Nilish Mittal
Partner
Membership No.: 095371



For and on behalf of the Board of Directors of
TOCSIN BUILDERS PRIVATE LIMITED


V. Radha Krishna
Director
DIN-05268278


Manoj Lamba
Director
DIN-09718405

Place : Gurugram
Date : 20 May 2024

TOCSIN BUILDERS PRIVATE LIMITED
STATEMENT OF PROFIT AND LOSS FOR THE YEAR ENDED 31 MARCH 2024
 (Amount in rupees hundred, unless otherwise stated)

Particulars	Notes	31 March 2024	31 March 2023
INCOME			
Other income	13	20.00	-
Total Income		20.00	-
EXPENSES			
Finance costs	14	6.49	5.15
Other expenses	15	159.00	151.01
Total Expenses		165.49	156.16
Profit / (Loss) before tax		(145.49)	(156.16)
Tax expense:			
Current tax		-	-
Profit / (Loss) for the year		(145.49)	(156.16)
Other comprehensive income/(loss)		-	-
Total other comprehensive income/(loss) for the year, net of tax		-	-
Total comprehensive income/(loss) for the year, net of tax		(145.49)	(156.16)
Earnings per equity share:			
(1) Basic	16	(1.45)	(1.56)
(2) Diluted		(1.45)	(1.56)

Summary of material accounting policies

3

The accompanying notes are an integral part of the financial statements.

As per our report of even date

For **NAV RATN & CO LLP**
 Firm Reg. No.: N500107
 Chartered Accountants


 Nishu Mittal
 Partner
 Membership No.: 095371



For and on behalf of the Board of Directors of
TOCSIN BUILDERS PRIVATE LIMITED


 Vazhakkate Radha Krishna
 Director
 DIN-05268278


 Manoj Lamba
 Director
 DIN-09718405

Place : Gurugram
 Date : 20 May 2024

TOFF BUILDERS PRIVATE LIMITED
BALANCE SHEET AS AT 31 MARCH 2024
(Amount in rupees hundred, unless otherwise stated)

	Notes	As at 31 March 2024	As at 31 March 2023
ASSETS			
Current assets			
Inventories	4	4,83,666.62	4,83,611.03
Financial assets			
Cash and cash equivalents	5	266.19	272.68
Other current assets	6	601.46	601.46
Total Assets		4,84,534.27	4,84,485.17
EQUITY AND LIABILITIES			
Equity			
Equity share capital	7	1,000.00	1,000.00
Other equity	8	(3,67,175.71)	(3,67,130.22)
Total equity		(3,66,175.71)	(3,66,130.22)
LIABILITIES			
Current liabilities			
Financial liabilities			
Trade payables	9	-	-
-total outstanding dues of micro and small enterprises		-	-
-total outstanding dues other than micro and small enterprises		59.00	79.00
Other current liabilities	10	8,50,650.98	8,50,536.39
Total liabilities		8,50,709.98	8,50,615.39
Total Equity and Liabilities		4,84,534.27	4,84,485.17
Summary of material accounting policies	3		

The accompanying notes are an integral part of the financial statements.

As per our report of even date

For **NAV R A T N & CO LLP**

Firm Reg. No.: N500107

Chartered Accountants

Nitish Mittal
Nitish Mittal

Partner

Membership No.: 095371



Place : Gurugram
Date : 20 May 2024

For and on behalf of the Board of Directors of
TOFF BUILDERS PRIVATE LIMITED

V Radha Krishna
Vazhakkate Radha Krishna
Director
DIN-05268278

Kumar Chand
Kumar Chand
Director
DIN-08380333

TOFF BUILDERS PRIVATE LIMITED
STATEMENT OF PROFIT AND LOSS FOR THE YEAR ENDED 31 MARCH 2024
(Amount in rupees hundred, unless otherwise stated)

Particulars	Notes	31 March 2024	31 March 2023
INCOME			
Other income	11	20.00	-
Total Income		20.00	-
EXPENSES			
Finance costs	12	6.49	6.49
Other expenses	13	59.00	112.02
Total Expenses		65.49	118.51
Profit/(Loss) before tax from continuing operations		(45.49)	(118.51)
Tax expense:			
Current tax		-	-
Profit/(Loss) for the year from continuing operations		(45.49)	(118.51)
Other comprehensive income			
Total other comprehensive income for the year, net of tax		-	-
Total comprehensive income/(loss) for the year, net of tax		(45.49)	(118.51)
Earnings per equity share:			
(1) Basic	14	(0.45)	(1.19)
(2) Diluted		(0.45)	(1.19)
Summary of material accounting policies	3		

The accompanying notes are an integral part of the financial statements.

As per our report of even date

For **NAV RATN & CO LLP**
Firm Reg. No.: N500107
Chartered Accountants

Nitish Mittal
Nitish Mittal
Partner
Membership No.: 095371



Place : Gurugram
Date : 20 May 2024

For and on behalf of the Board of Directors of
TOFF BUILDERS PRIVATE LIMITED

V. Radha Krishna
Vazhakkate Radha Krishna
Director
DIN-05268278

Kumar Chand
Kumar Chand
Director
DIN-08380333

TOME BUILDERS PRIVATE LIMITED
BALANCE SHEET AS AT 31 MARCH 2024
(Amount in rupees hundred, unless otherwise stated)

	Notes	As at 31 March 2024	As at 31 March 2023
ASSETS			
Current assets			
Financial assets			
Cash and cash equivalents			
Total Assets	4	190.54	256.03
		190.54	256.03
EQUITY AND LIABILITIES			
Equity			
Equity share capital	5	1,000.00	1,000.00
Other equity	6	(2,51,880.89)	(2,51,835.40)
Total equity		(2,50,880.89)	(2,50,835.40)
LIABILITIES			
Current liabilities			
Financial liabilities			
Trade payables			
-total outstanding dues of micro and small enterprises	7	-	-
-total outstanding dues other than micro and small enterprises		59.00	79.00
Other current liabilities	8	2,51,012.43	2,51,012.43
Total liabilities		2,51,071.43	2,51,091.43
		190.54	256.03
Total Equity and Liabilities			
Summary of material accounting policies	3		


The accompanying notes are an integral part of the financial statements.


As per our report of even date

For Rajeev & Ajay
Firm registration No. : 009977N
Chartered Accountants


Ajay Kumar Sachdeva
Partner
Membership No. 1094102

For and on behalf of the Board of Directors of
TOME BUILDERS PRIVATE LIMITED


Kumar Chand
Director
DIN- 08380333


Vazhakkate Radha Krishna
Director
DIN- 05268278

Place : New Delhi
Date : 20 May 2024

TOME BUILDERS PRIVATE LIMITED
STATEMENT OF PROFIT AND LOSS FOR THE YEAR ENDED 31 MARCH 2024
(Amount in rupees hundred, unless otherwise stated)

Particulars	Notes	31 March 2024	31 March 2023
INCOME			
Other income			
Total Income	9	20.00	-
		20.00	-
EXPENSES			
Finance costs	10	6.49	6.49
Other expenses	11	59.00	111.96
Total Expenses (II)		65.49	118.45
Profit/(Loss) before tax from continuing operations (I-II)		(45.49)	(118.45)
Tax expense:			
Current Tax		-	-
Profit/(Loss) for the year from continuing operations		(45.49)	(118.45)
Other Comprehensive Income		-	-
Total other comprehensive income/(loss) for the year, net of tax		-	-
Total comprehensive income/(loss) for the year, net of tax		(45.49)	(118.45)
Earnings per equity share (computed on the basis of profit/(loss) for the year):	12		
(1) Basic		(0.45)	(1.18)
(2) Diluted		(0.45)	(1.18)
Summary of material accounting policies	3		

The accompanying notes are an integral part of the financial statements.

As per our report of even date

For Rajeev & Ajay
Firm registration No. : 00927N
Chartered Accountants

Ajay Kumar Sachdeva
Partner
Membership No. : 084302



For and on behalf of the Board of Directors of
TOME BUILDERS PRIVATE LIMITED

Kumar Chand
Kumar Chand
Director
DIN- 08380333

V. Radha Krishna
Vazhakkate Radha Krishna
Director
DIN- 05268278

Place : New Delhi
Date : 20 May 2024

TOMTOM BUILDERS PRIVATE LIMITED
BALANCE SHEET AS AT 31 MARCH 2024
 (Amount in rupees hundred, unless otherwise stated)

ASSETS	Notes	As at 31 March 2024	As at 31 March 2023
Current assets			
Inventories			
Financial assets	4	20,68,683.57	22,17,317.01
Cash and cash equivalents			
Other current assets	5	231.30	295.15
Total Assets	6	<u>42,369.04</u>	<u>42,369.04</u>
		<u>21,11,283.90</u>	<u>22,59,981.20</u>
EQUITY AND LIABILITIES			
Equity			
Equity share capital	7	1,000.00	1,000.00
Other equity	8	(5,83,543.55)	(5,83,499.70)
Total equity		<u>(5,82,543.55)</u>	<u>(5,82,499.70)</u>
LIABILITIES			
Current liabilities			
Financial liabilities			
Trade payables	9	-	-
-total outstanding dues of micro and small enterprises			
-total outstanding dues other than micro and small enterprises		59.00	79.00
Other current liabilities	10	26,93,714.25	28,42,347.70
Current tax liabilities (net)	11	54.20	54.20
Total liabilities		<u>26,93,827.45</u>	<u>28,42,480.90</u>
Total Equity and Liabilities		<u>21,11,283.90</u>	<u>22,59,981.20</u>

Summary of material accounting policies

The accompanying notes are an integral part of the financial statements.

As per our report of even date

For Rajeev & Ajay

Firm registration No. 00999/2017
 Chartered Accountants

Ajay Kumar Sachdeva

Partner

Membership No. : 084302



For and on behalf of the Board of Directors of
TOMTOM BUILDERS PRIVATE LIMITED

Tanuj Kumar Shorya
 Director
 DIN- 09793807

Jitesh Sharma
 Director
 DIN- 08428478

Place : New Delhi
 Date : 20 May 2024

TOMTOM BUILDERS PRIVATE LIMITED
STATEMENT OF PROFIT AND LOSS FOR THE YEAR ENDED 31 MARCH 2024
 (Amount in rupees hundred, unless otherwise stated)

Particulars	Notes	31 March 2024	31 March 2023
INCOME			
Other income			
Total Income	12	20.00	-
EXPENSES			
Finance costs	13	4.85	6.49
Other expenses	14	59.00	135.56
Total Expenses (II)		63.85	142.05
Profit/(Loss) before tax from continuing operations (I-II)		(43.85)	(142.05)
Tax expense:			
Current tax		-	-
Profit/(Loss) for the year from continuing operations		(43.85)	(142.05)
Other comprehensive income			
Total other comprehensive income for the year, net of tax		-	-
Total comprehensive income/(loss) for the year, net of tax		(43.85)	(142.05)
Earnings per equity share:			
(1) Basic	15	(0.44)	(1.42)
(2) Diluted		(0.44)	(1.42)

Summary of material accounting policies

3

The accompanying notes are an integral part of the financial statements.

As per our report of even date

For Rajeev & Ajay

Firm registration No. 10092724
 Chartered Accountants

Ajay Kumar Sachdeva

Partner

Membership No. : 484302



For and on behalf of the Board of Directors of
TOMTOM BUILDERS PRIVATE LIMITED

Tanuj
Tanuj Kumar Shorya
 Director
 DIN- 09793807

Jitesh
Jitesh Sharma
 Director
 DIN- 08428478

Place : New Delhi
 Date : 20 May 2024

TRATTORIA PROPERTIES PRIVATE LIMITED
BALANCE SHEET AS AT 31 MARCH 2024
(Amount in rupees hundred, unless otherwise stated)

	Notes	As at 31 March 2024	As at 31 March 2023
ASSETS			
Current assets			
Inventories	4	6,86,344.19	9,84,227.68
Financial assets			
· Cash and cash equivalents	5	1,113.74	243.27
Other current assets	6	-	-
Total Assets		6,87,457.93	9,84,470.95
EQUITY AND LIABILITIES			
Equity			
Equity share capital	7	1,000.00	1,000.00
Other equity	8	4,482.21	4,528.74
Total equity		5,482.21	5,528.74
LIABILITIES			
Current liabilities			
Financial liabilities			
Trade payables	9	-	-
-total outstanding dues of micro and small enterprises			
-total outstanding dues other than micro and small enterprises		35.40	55.40
Other current liabilities	10	6,81,940.32	9,78,886.81
Total liabilities		6,81,975.72	9,78,942.21
Total Equity and Liabilities		6,87,457.93	9,84,470.95

Summary of material accounting policies

3

The accompanying notes are an integral part of the financial statements.

As per our report of even date


For **NAV RATN & CO LLP**
Firm Reg. No.: N500107
Chartered Accountants



Nitish Mittal
Partner
Membership No.: 095371



For and on behalf of the Board of Directors of
TRATTORIA PROPERTIES PRIVATE LIMITED



Sachin Poonia
Director
DIN-09355915



Deepak Jain
Director
DIN-08129166

Place : Gurugram
Date : 20 May 2024

TRATTORIA PROPERTIES PRIVATE LIMITED
STATEMENT OF PROFIT AND LOSS FOR THE YEAR ENDED 31 MARCH 2024
(Amount in rupees hundred, unless otherwise stated)

Particulars	Notes	31 March 2024		31 March 2023	
INCOME					
Other income	11	20.00	-	-	-
Total Income		20.00			
EXPENSES					
Finance costs	12	7.53	6.49		
Other expenses	13	59.00	111.96		
Total Expenses		66.53	118.45		
(Loss) before tax from continuing operations		(46.53)	(118.45)		
Tax expense:					
Current tax		-	-		
(Loss) for the year from continuing operations		(46.53)	(118.45)		
Other comprehensive income		-	-		
Total other comprehensive income/(loss) for the year, net of tax		-	-		
Total comprehensive (loss) for the year, net of tax		(46.53)	(118.45)		
Earnings per equity share:					
(1) Basic	14	(0.47)	(1.18)		
(2) Diluted		(0.47)	(1.18)		
Summary of material accounting policies	3				

The accompanying notes are an integral part of the financial statements.

As per our report of even date

For **NAV RATN & CO LLP**
Firm Reg. No.: N500107
Chartered Accountants


Nitish Mittal
Partner
Membership No.: 095371



For and on behalf of the Board of Directors of
TRATTORIA PROPERTIES PRIVATE LIMITED


Sachin Poonia
Director
DIN-09355915


Deepak Jain
Director
DIN-08129166

Place : Gurugram
Date : 20 May 2024

TRAWLER PROPERTIES PRIVATE LIMITED
BALANCE SHEET AS AT 31 MARCH 2024
(Amount in rupees hundred, unless otherwise stated)

	Notes	
	As at 31 March 2024	As at 31 March 2023
ASSETS		
Non-current assets		
Income tax assets (net)	4	-
Current assets		
Inventories	5	98,879.78
Financial assets	6	238.19
Cash and cash equivalents		244.68
Total Assets		99,124.46
		99,117.97
EQUITY AND LIABILITIES		
Equity		
Equity share capital	7	1,000.00
Other equity	8	(3,225.40)
Total equity		(2,179.91)
LIABILITIES		
Current liabilities		
Financial liabilities		
Trade payables	9	-
-total outstanding dues of micro and small enterprises		-
-total outstanding dues other than micro and small enterprises		79.00
Other current liabilities	10	59.00
Total liabilities		1,01,225.37
		1,01,284.37
Total Equity and Liabilities		99,124.46
		99,117.97

Summary of material accounting policies

The accompanying notes are an integral part of the financial statements.


As per our report of even date

For **NAV RATN & CO LLP**
Firm Reg. No.: N500107
Chartered Accountants


Nitish Mittal
Partner
Membership No.: 095371



For and on behalf of the Board of Directors of
TRAWLER PROPERTIES PRIVATE LIMITED


Gautam Swami
Director
DIN-10506970


Deepak Jain
Director
DIN-08129166

Place : Gurugram
Date : 20 May 2024

TRAWLER PROPERTIES PRIVATE LIMITED
STATEMENT OF PROFIT AND LOSS FOR THE YEAR ENDED 31 MARCH 2024
(Amount in rupees hundred, unless otherwise stated)

Particulars	Notes	31 March 2024		31 March 2023	
INCOME					
Other income					
Total Income	11	20.00	-	-	-
EXPENSES					
Finance costs	12	6.49	3.25		
Other expenses	13	59.00	138.68		
Total Expenses		65.49	141.93		
Profit/(Loss) before tax					
Tax expense:					
Current tax					
Profit/(Loss) for the year		(45.49)	(141.93)		
Other comprehensive income					
Total other comprehensive income for the year, net of tax					
Total comprehensive income/(loss) for the year, net of tax		(45.49)	(141.93)		
Earnings per equity share:					
(1) Basic	14				
(2) Diluted		(0.45)	(1.42)		
Summary of material accounting policies	3	(0.45)	(1.42)		

The accompanying notes are an integral part of the financial statements.


As per our report of even date

For **NAV RATN & CO LLP**
Firm Reg. No.: N500107
Chartered Accountants


Nitish Mittal
Partner
Membership No.: 095371



For and on behalf of the Board of Directors of
TRAWLER PROPERTIES PRIVATE LIMITED


Gautam Swami
Director
DIN-10506970


Deepak Jain
Director
DIN-08129166

Place : Gurugram
Date : 20 May 2024

TRIAD PROPERTIES PRIVATE LIMITED
BALANCE SHEET AS AT 31 MARCH 2024
(Amount in rupees hundred, unless otherwise stated)

	Notes	As at 31 March 2024	As at 31 March 2023
ASSETS			
Current assets			
Inventories	4	4,96,675.72	4,96,675.72
Financial assets			
Cash and cash equivalents	5	439.01	499.63
Other current assets	6	-	-
Total Assets		4,97,114.73	4,97,175.35
EQUITY AND LIABILITIES			
Equity			
Equity share capital	7	1,000.00	1,000.00
Other equity	8	(6,788.59)	(6,747.96)
Total equity		(5,788.59)	(5,747.96)
LIABILITIES			
Current liabilities			
Financial liabilities			
Trade payables	9	-	-
-total outstanding dues of micro and small enterprises		-	-
-total outstanding dues other than micro and small enterprises		59.00	79.00
Other current liabilities	10	5,02,844.31	5,02,844.31
Total liabilities		5,02,903.31	5,02,923.31
Total Equity and Liabilities		4,97,114.72	4,97,175.35

Summary of material accounting policies

3

The accompanying notes are an integral part of the financial statements.

As per our report of even date


For Rajeev & Ajay


Firm registration No. 123978
Chartered Accountants


Ajay Kumar Suchdeva
Partner
Membership No. : 084102



For and on behalf of the Board of Directors of
TRIAD PROPERTIES PRIVATE LIMITED


Amit Kumar
Director
DIN- 10059600


Vazhakkate Radha Krishna
Director
DIN- 05268278

Place : New Delhi
Date : 20 May 2024

TRIAD PROPERTIES PRIVATE LIMITED
STATEMENT OF PROFIT AND LOSS FOR THE YEAR ENDED 31 MARCH 2024
(Amount in rupees hundred, unless otherwise stated)..

Particulars	Notes	31 March 2024		31 March 2023	
INCOME					
Other income					
Total Income	11	20.00		-	
EXPENSES					
Finance costs	12	1.62		6.49	
Other expenses	13	59.00		121.02	
Total Expenses (II)		60.62		127.51	
Profit/(Loss) before tax from continuing operations (I-II)		(40.62)		(127.51)	
Tax expense:					
Current Tax		-		-	
Profit/(Loss) for the year from continuing operations		(40.62)		(127.51)	
Other Comprehensive Income					
		-		-	
Total other comprehensive income/(loss) for the year, net of tax		-		-	
Total comprehensive income/(loss) for the year, net of tax		(40.62)		(127.51)	
Earnings per equity share (computed on the basis of profit/(loss) for the year):	14				
(1) Basic		(0.41)		(1.28)	
(2) Diluted		(0.41)		(1.28)	
Summary of material accounting policies	3				

The accompanying notes are an integral part of the financial statements.

As per our report of even date

For Rajeev & Ajay
Firm registration No. 000977N
Chartered Accountants

Ajay Kumar Sachdeva
Partner
Membership No. 084302



For and on behalf of the Board of Directors of
TRIAD PROPERTIES PRIVATE LIMITED

Amit Kumar
Director
DIN- 10059600

V. Radha Krishna
Director
DIN- 05268278

[Handwritten signature]
24/6/24

[Handwritten signature]

Place : New Delhi
Date : 20 May 2024


TRUE VALUE BUILD-CON PRIVATE LIMITED
BALANCE SHEET AS AT 31 MARCH 2024
(Amount in rupees hundred, unless otherwise stated)

	Notes	As at 31 March 2024	As at 31 March 2023
ASSETS			
Non-current assets			
Financial assets			
Investments			
	4	2,000.00	2,000.00
		2,000.00	2,000.00
Current assets			
Financial assets			
Cash and cash equivalents			
	5	506.17	506.17
	6	-	-
		506.17	506.17
Total Assets			
		2,506.17	2,506.17
EQUITY AND LIABILITIES			
Equity			
Equity share capital			
	7	1,020.00	1,020.00
Other equity			
	8	(9,915.25)	(9,876.25)
		(8,895.25)	(8,856.25)
LIABILITIES			
Current liabilities			
Financial liabilities			
Trade payables			
	9	-	-
-total outstanding dues of micro and small enterprises			
		59.00	79.00
-total outstanding dues other than micro and small enterprises			
	10	11,342.42	11,283.42
Other current liabilities			
		11,401.42	11,362.42
Total liabilities			
		2,506.17	2,506.17
Total Equity and Liabilities			
		2,506.17	2,506.17
Summary of material accounting policies			
	3		

The accompanying notes are an integral part of the financial statements.

As per our report of even date


For **NAVRATN & CO LLP**
Firm Reg. No.: N500107
Chartered Accountants



Nitesh Mittal
Partner
Membership No.: 095371



Place : Gurugram
Date : 20 May 2024

For and on behalf of the Board of Directors of
TRUE VALUE BUILD-CON PRIVATE LIMITED


Bimbadhar Jena
Director
DIN-09332034


Sachin Poonia
Director
DIN-09355915

TRUE VALUE BUILD-CON PRIVATE LIMITED
STATEMENT OF PROFIT AND LOSS FOR THE YEAR ENDED 31 MARCH 2024
(Amount in rupees hundred, unless otherwise stated)

Particulars	Notes	31 March 2024	31 March 2023
INCOME			
Other income			
Total Income	11	20.00	-
EXPENSES			
Finance costs	12	-	3.25
Other expenses	13	59.00	114.96
Total Expenses		59.00	118.21
Profit/(Loss) before tax from continuing operations		(39.00)	(118.21)
Tax expense:			
Current tax		-	-
Profit/(Loss) for the year from continuing operations		(39.00)	(118.21)
Other comprehensive income		-	-
Total other comprehensive income/(loss) for the year, net of tax		-	-
Total comprehensive income/(loss) for the year, net of tax		(39.00)	(118.21)
Earnings per equity share:			
(1) Basic	14	(0.38)	(1.16)
(2) Diluted		(0.38)	(1.16)
Summary of material accounting policies	3		

The accompanying notes are an integral part of the financial statements.

As per our report of even date

For **NAVRATN & CO LLP**
Firm Reg. No.: N500107
Chartered Accountants


Nitish Mittal
Partner
Membership No.: 095371



Place : Gurugram
Date : 20 May 2024

For and on behalf of the Board of Directors of
TRUE VALUE BUILD-CON PRIVATE LIMITED


Bimbadhar Jena
Director
DIN-09332034


Sachin Poonia
Director
DIN-09355915

UTKARSH BUILDCON PRIVATE LIMITED
BALANCE SHEET AS AT 31 MARCH 2024
 (Amount in rupees hundred, unless otherwise stated)

	As at 31 March 2024	As at 31 March 2023
ASSETS		
Non-current assets		
Financial assets		
Investments	1,000.00	1,000.00
Income-tax assets (net)	512.79	512.79
	1,512.79	1,512.79
Current assets		
Inventories		
Financial assets	26,06,212.38	26,06,148.54
Cash and cash equivalents	1,542.64	1,476.69
Other current assets	28,598.19	28,598.19
	26,36,353.21	26,36,223.42
	26,37,866.00	26,37,736.21
Total Assets		
EQUITY AND LIABILITIES		
Equity		
Equity share capital	1,000.00	1,000.00
Other equity	46,626.10	46,702.14
Total equity	47,626.10	47,702.14
LIABILITIES		
Current liabilities		
Financial liabilities		
Trade payables		
-total outstanding dues of micro and small enterprises	59.00	79.00
-total outstanding dues other than micro and small enterprises	25,90,180.90	25,89,955.07
Other current liabilities	25,90,239.90	25,90,034.07
Total liabilities	26,37,866.00	26,37,736.21
Total Equity and Liabilities		
Summary of material accounting policies		

The accompanying notes are an integral part of the financial statements.

As per our report of even date

For **NAV RATN & CO LLP**
 Firm registration No.: N500107
 Chartered Accountants


Nish Mittal
 Partner
 Membership No.: 095371



Place : Gurugram
 Date : 20 May 2024

For and on behalf of the Board of Directors of
UTKARSH BUILDCON PRIVATE LIMITED


Vivek Singh
 Director
 DIN-03466774


Suman Batra
 Director
 DIN-09716451

UTKARSH BUILDCON PRIVATE LIMITED
STATEMENT OF PROFIT AND LOSS FOR THE YEAR ENDED 31 MARCH 2024
(Amount in rupees hundred, unless otherwise stated)

Particulars	Notes	31 March 2024	31 March 2023
INCOME			
Revenue from operations		-	21.72
Total Income	13	-	21.72
EXPENSES			
Finance costs	14	1.64	6.48
Other expenses	15	74.40	114.96
Total Expenses		76.04	121.44
Profit/(Loss) before tax from continuing operations		(76.04)	(99.72)
Tax expense:			
Current tax		-	-
Profit/(Loss) for the year from continuing operations		(76.04)	(99.72)
Other comprehensive income		-	-
Total other comprehensive income for the year, net of tax		-	-
Total comprehensive income/(loss) for the year, net of tax		(76.04)	(99.72)
Earnings per equity share:			
(1) Basic	16	(0.760)	(0.997)
(2) Diluted		(0.760)	(0.997)
Summary of material accounting policies	3		

The accompanying notes are an integral part of the financial statements.

As per our report of even date

For N A V R A T N & C O L L P
Firm registration No.: N500107
Chartered Accountants


Nitish Mittal
Partner

Membership No.: 09537



Place : Gurugram
Date : 20 May 2024

For and on behalf of the Board of Directors of
UTKARSH BUILDCON PRIVATE LIMITED


Vivek Singh
Director
DIN-03466770


Suman Batra
Director
DIN-09716451

VERSATILE CONBUILD PRIVATE LIMITED
BALANCE SHEET AS AT 31 MARCH 2024
(Amount in rupees hundred, unless otherwise stated)

ASSETS

Non-current assets

Financial Assets
Investments

Notes	As at 31 March 2024	As at 31 March 2023
4	1,02,000.00	1,02,000.00
	1,02,000.00	1,02,000.00
	<hr/>	
	187.80	253.29
	187.80	253.29
	<hr/>	
	1,02,187.80	1,02,253.29

Current assets

Financial assets
Cash and cash equivalents

Total Assets

EQUITY AND LIABILITIES

Equity

Equity share capital
Other equity
Total equity

6	1,000.00	1,000.00
7	(1,863.93)	(1,818.44)
	(863.93)	(818.44)

LIABILITIES

Current liabilities

Financial liabilities
Trade payables
-total outstanding dues of micro and small enterprises
-total outstanding dues other than micro and small enterprises
Other current liabilities
Total liabilities

8	-	-
	59.00	79.00
9	1,02,992.73	1,02,992.73
	1,03,051.73	1,03,071.73
	<hr/>	
	1,02,187.80	1,02,253.29

Total Equity and Liabilities

Summary of material accounting policies

3

The accompanying notes are an integral part of the financial statements.

As per our report of even date

For Rajeev & Ajay
Firm registration No. 009977N
Chartered Accountants

Ajay Kumar Sachdeva
Partner
Membership No. 154302



For and on behalf of the Board of Directors of
VERSATILE CONBUILD PRIVATE LIMITED

Gautam Swami
Gautam Swami
Director
DIN-10506970

Bohit Rawat
Bohit Rawat
Director
DIN-08298761

Place : New Delhi
Date : 20 May 2024

VERSATILE CONBUILD PRIVATE LIMITED
STATEMENT OF PROFIT AND LOSS FOR THE YEAR ENDED 31 MARCH 2024
(Amount in rupees hundred, unless otherwise stated)

Particulars	Notes	31 March 2024	31 March 2023
INCOME			
Other income	10	20.00	-
Total Income		20.00	-
EXPENSES			
Finance costs	11	6.49	4.87
Other expenses	12	59.00	115.08
Total Expenses (II)		65.49	119.95
Profit/(Loss) before tax from continuing operations (I-II)		(45.49)	(119.95)
Tax expense:			
Current Tax		-	-
Profit/(Loss) before tax from continuing operations (I-II)		(45.49)	(119.95)
Other Comprehensive Income			
Total other comprehensive income(loss) for the year, net of tax		-	-
Total comprehensive income/(loss) for the year, net of tax		(45.49)	(119.95)
Earnings per equity share (computed on the basis of profit/(loss) for the year):	13		
(1) Basic		(0.45)	(1.20)
(2) Diluted		(0.45)	(1.20)

Summary of material accounting policies

3

The accompanying notes are an integral part of the financial statements.

As per our report of even date

For Rajeev & Ajay
 Firm registration No. 009977N
 Chartered Accountants

Ajay Kumar Sachdev
 Partner
 Membership No. : 084302



For and on behalf of the Board of Directors of
VERSATILE CONBUILD PRIVATE LIMITED

Gautam Swami
 Director
 DIN-10506970

Rohit Rawat
 Director
 DIN-08298761

Place : New Delhi
 Date : 20 May 2024

VIRASAT BUILDCON PRIVATE LIMITED
BALANCE SHEET AS AT 31 MARCH 2024
(Amount in rupees hundred, unless otherwise stated)

	Notes	As at	
		31 March 2024	31 March 2023
ASSETS			
Current assets			
Financial assets			
Cash and cash equivalents	4	488.49	488.49
Other financial assets	5	2,562.16	2,631.16
Other current assets	6	-	-
Total Assets		3,050.65	3,119.65
EQUITY AND LIABILITIES			
Equity			
Equity share capital	7	10,000.00	10,000.00
Other equity	8	(7,008.35)	(6,939.35)
Total equity		2,991.65	3,060.65
LIABILITIES			
Current liabilities			
Financial liabilities			
Trade payables	9	-	-
-total outstanding dues of micro and small enterprises		-	-
-total outstanding dues other than micro and small enterprises		59.00	59.00
Total liabilities		59.00	59.00
Total Equity and Liabilities		3,050.65	3,119.65

Summary of material accounting policies

3

The accompanying notes are an integral part of the financial statements.

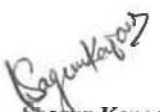
As per our report of even date

For NAVRATN & CO LLP
Firm registration No.: N500107
Chartered Accountants


Nishu Mittal
Partner
Membership No.: 095371



For and on behalf of the Board of Directors of
VIRASAT BUILDCON PRIVATE LIMITED


Shagun Kapoor
Director
DIN-09074181


Manoj Soni
Director
DIN-08129479

Place : Gurugram
Date : 20 May 2024

VIRASAT BUILDCON PRIVATE LIMITED
STATEMENT OF PROFIT AND LOSS FOR THE YEAR ENDED 31 MARCH 2024
(Amount in rupees hundred, unless otherwise stated)

Particulars	Notes	31 March 2024	31 March 2023
INCOME			
Revenue from operations		-	-
Total Income		-	-
EXPENSES			
Finance costs	10	-	3.25
Other expenses	11	69.00	67.24
Total Expenses		69.00	70.49
(Loss) before tax from continuing operations		(69.00)	(70.49)
Tax expense:			
Current tax		-	-
(Loss) for the year from continuing operations		(69.00)	(70.49)
Other comprehensive income		-	-
Total other comprehensive income for the year, net of tax		-	-
Total comprehensive (loss) for the year, net of tax		(69.00)	(70.49)
Earnings per equity share:			
(1) Basic	12	(0.07)	(0.07)
(2) Diluted		(0.07)	(0.07)

Summary of material accounting policies

3

The accompanying notes are an integral part of the financial statements.

As per our report of even date

For **NAV RATN & CO LLP**
Firm registration No.: N500107
Chartered Accountants


Nishu Mittal
Partner
Membership No.: 095371



For and on behalf of the Board of Directors of
VIRASAT BUILDCON PRIVATE LIMITED


Shashun Kapoor
Director
DIN-09074181


Manoj Soni
Director
DIN-08129479

Place : Gurugram
Date : 20 May 2024

VITALITY CONBUILD PRIVATE LIMITED
BALANCE SHEET AS AT 31 MARCH 2024
(Amount in rupees hundred, unless otherwise stated)

	Notes	As at 31 March 2024	As at 31 March 2023
ASSETS			
Current assets			
Financial assets			
Cash and cash equivalents	4	188.39	253.88
Total Assets		188.39	253.88
EQUITY AND LIABILITIES			
Equity			
Equity share capital	5	1,000.00	1,000.00
Other equity	6	(4,927.46)	(4,881.97)
Total equity		(3,927.46)	(3,881.97)
LIABILITIES			
Current liabilities			
Financial liabilities			
Trade payables	7	-	-
-total outstanding dues of micro and small enterprises		-	-
-total outstanding dues other than micro and small enterprises		59.00	79.00
Other current liabilities	8	4,056.85	4,056.85
Total liabilities		4,115.85	4,135.85
Total Equity and Liabilities		188.39	253.88
Summary of material accounting policies	3		

The accompanying notes are an integral part of the financial statements.

As per our report of even date

For Rajeev & Ajay
Firm registration No. 027977N
Chartered Accountants

Ajay Kumar Sachdeva
Partner
Membership No. 027977



For and on behalf of the Board of Directors of
VITALITY CONBUILD PRIVATE LIMITED

Tanuj Kumar Shorya
Director
DIN- 09793807

Deepak Jain
Director
DIN- 08129166

Place : New Delhi
Date : 20 May 2024

VITALITY CONBUILD PRIVATE LIMITED
STATEMENT OF PROFIT AND LOSS FOR THE YEAR ENDED 31 MARCH 2024
(Amount in rupees hundred, unless otherwise stated)

Particulars	Notes		
		31 March 2024	31 March 2023
INCOME			
Other income	9	20.00	-
Total Income		20.00	-
EXPENSES			
Finance costs	10	6.49	6.49
Other expenses	11	59.00	115.03
Total Expenses (II)		65.49	121.52
Profit/(Loss) before tax from continuing operations (I-II)		(45.49)	(121.52)
Tax expense			
Current tax		-	-
Profit/(Loss) for the year from continuing operations		(45.49)	(121.52)
Other Comprehensive Income		-	-
Total other comprehensive income/(loss) for the year, net of tax		-	-
Total comprehensive income/(loss) for the year, net of tax		(45.49)	(121.52)
Earnings per equity share (computed on the basis of profit/(loss) for the year):	12		
(1) Basic		(0.45)	(1.22)
(2) Diluted		(0.45)	(1.22)
Summary of material accounting policies	3		

The accompanying notes are an integral part of the financial statements.

As per our report of even date

For Rajeev & Ajay
Firm registration No. 00975N
Chartered Accountants

Ajay Kumar Sachdeva
Partner
Membership No. 081902



For and on behalf of the Board of Directors of
VITALITY CONBUILD PRIVATE LIMITED

Tanuj Kumar Shorya
Director
DIN- 09793807

Deepak Jain
Director
DIN- 08129166

Place : New Delhi
Date : 20 May 2024

VPG DEVELOPERS PRIVATE LIMITED
BALANCE SHEET AS AT 31 MARCH 2024
(Amount in rupees hundred, unless otherwise stated)

	Notes	As at 31 March 2024	As at 31 March 2023
ASSETS			
Non-current assets			
Income-tax assets (net)	4	-	-
Current assets			
Inventories	5	5,308.52	4,706.54
Financial assets			
Cash and cash equivalents	6	446.54	505.58
		5,755.06	5,212.12
Total Assets		5,755.06	5,212.12
EQUITY AND LIABILITIES			
Equity			
Equity share capital	7	1,000.00	1,000.00
Other equity	8	(65,756.40)	(65,717.36)
Total equity		(64,756.40)	(64,717.36)
LIABILITIES			
Current liabilities			
Financial liabilities			
Trade payables	9	-	-
-total outstanding dues of micro and small enterprises		-	-
-total outstanding dues other than micro and small enterprises		282.27	302.27
Other current liabilities	10	70,229.19	69,627.21
Total liabilities		70,511.46	69,929.48
Total Equity and Liabilities		5,755.06	5,212.12
Summary of material accounting policies	3		

The accompanying notes are an integral part of the financial statements.

As per our report of even date

For Rajeev & Ajay
Firm registration No: 9000774
Chartered Accountants

Ajay Kumar Sandhwa
Partner
Membership No.: 084502



For and on behalf of the Board of Directors of
VPG DEVELOPERS PRIVATE LIMITED

Bimbadhar Jena
Director
DIN-09332034

Suman Batra
Director
DIN-09716451

Place : New Delhi
Date : 20 May 2024

VPG DEVELOPERS PRIVATE LIMITED
STATEMENT OF PROFIT AND LOSS FOR THE YEAR ENDED 31 MARCH 2024
(Amount in rupees hundred, unless otherwise stated)

Particulars	Notes	31 March 2024	31 March 2023
INCOME			
Other income	11	20.00	14.61
Total Income		20.00	14.61
EXPENSES			
Finance costs	12	0.04	3.24
Other expenses	13	59.00	114.96
Total Expenses		59.04	118.20
Profit/(Loss) before tax from continuing operations		(39.04)	(103.59)
Tax expense:			
Current tax		-	-
Profit/(Loss) for the year from continuing operations		(39.04)	(103.59)
Other comprehensive income		-	-
Total other comprehensive income/(loss) for the year, net of tax		-	-
Total comprehensive income/(loss) for the year, net of tax		(39.04)	(103.59)
Earnings per equity share:			
(1) Basic	14	(0.39)	(1.04)
(2) Diluted		(0.39)	(1.04)
Summary of material accounting policies	3		

The accompanying notes are an integral part of the financial statements.

As per our report of even date

For Rajeev & Ajay
Firm registration No.: 009977N
Chartered Accountants

Ajay Kumar Sood
Partner
Membership No.: 084344



For and on behalf of the Board of Directors of
VPG DEVELOPERS PRIVATE LIMITED

Bimbardhar Jena
Director
DIN-09332034

Suman Batra
Director
DIN-09716451

Place : New Delhi
Date : 20 May 2024

WAIF PROPBUILD PRIVATE LIMITED
BALANCE SHEET AS AT 31 MARCH 2024
(Amount in rupees hundred, unless otherwise stated)

	Notes	As at 31 March 2024	As at 31 March 2023
ASSETS			
Current assets			
Financial assets			
Cash and cash equivalents			
Total Assets	4	<u>192.70</u>	<u>258.19</u>
EQUITY AND LIABILITIES			
Equity			
Equity share capital	5	1,000.00	1,000.00
Other equity	6	(3,247.36)	(3,201.87)
Total equity		<u>(2,247.36)</u>	<u>(2,201.87)</u>
LIABILITIES			
Current liabilities			
Financial liabilities			
Trade payables	7	-	-
-total outstanding dues of micro and small enterprises			
-total outstanding dues other than micro and small enterprises		59.00	79.00
Other current liabilities	8	2,381.06	2,381.06
Total liabilities		<u>2,440.06</u>	<u>2,460.06</u>
Total Equity and Liabilities		<u>192.70</u>	<u>258.19</u>
Summary of material accounting policies	3		

The accompanying notes are an integral part of the financial statements.


As per our report of even date

For Rajeev & Ajay
Firm registration No. 000977N
Chartered Accountants

Ajay Kumar Sachdev
Partner
Membership No.: 084302

For and on behalf of the Board of Directors of
WAIF PROPBUILD PRIVATE LIMITED


Anshu Maheshwari
Director
DIN- 07504909


Vispendra Singh Chaudhary
Director
DIN-10174911

Place : New Delhi
Date : 20 May 2024

WAIF PROPBUILD PRIVATE LIMITED
STATEMENT OF PROFIT AND LOSS FOR THE YEAR ENDED 31 MARCH 2024
(Amount in rupees hundred, unless otherwise stated).

Particulars	Notes	31 March 2024	31 March 2023
INCOME			
Other income			
Total Income	9	20.00	-
EXPENSES			
Finance costs	10	6.48	6.49
Other expenses	11	59.00	111.96
Total Expenses		65.48	118.45
(Loss) before tax from continuing operations		(45.48)	(118.45)
Tax expense:			
Current tax		-	-
(Loss) for the year from continuing operations		(45.48)	(118.45)
Other comprehensive income			
Total other comprehensive income for the year, net of tax		-	-
Total comprehensive (loss) for the year, net of tax		(45.48)	(118.45)
Earnings per equity share:			
(1) Basic	12	(0.45)	(1.18)
(2) Diluted		(0.45)	(1.18)
Summary of material accounting policies	3		

The accompanying notes are an integral part of the financial statements.


As per our report of even date

For Rajeev & Ajay
Firm registration No: 09973N
Chartered Accountants


Ajay Kumar Sachdeva
Partner
Membership No. 084302

For and on behalf of the Board of Directors of
WAIF PROPBUILD PRIVATE LIMITED


Akshat Maheshwari
Director
DIN- 07504909


Vispendra Singh Chaudhary
Director
DIN-10174911

Place : New Delhi
Date : 20 May 2024

WEMBLEY ESTATES PRIVATE LIMITED
BALANCE SHEET AS AT 31 MARCH 2024
(Amount in rupees hundred, unless otherwise stated)

	Notes	As at 31 March 2024	As at 31 March 2023
ASSETS			
Current assets			
Financial assets			
Cash and cash equivalents	4	438.08	498.70
Total Assets		438.08	498.70
EQUITY AND LIABILITIES			
Equity			
Equity share capital	5	10,000.00	10,000.00
Other equity	6	(10,657.88)	(10,617.26)
Total equity		(657.88)	(617.26)
LIABILITIES			
Current liabilities			
Financial liabilities			
Trade payables	7	-	-
-total outstanding dues of micro and small enterprises			
-total outstanding dues other than micro and small enterprises	8	59.00	79.00
Other current liabilities		1,036.96	1,036.96
Total liabilities		1,095.96	1,115.96
Total Equity and Liabilities		438.08	498.70
Summary of material accounting policies	3		

The accompanying notes are an integral part of the financial statements.

As per our report of even date

For Rajeev & Ajay
Firm registration No. 009975N
Chartered Accountants

Ajay Kumar Sachdeva
Partner
Membership No. : 084302

For and on behalf of the Board of Directors of
WEMBLEY ESTATES PRIVATE LIMITED


Deepak Jain
Director
DIN-08129166


Anitesh Singh Chauhan
Director
DIN-09533326


Place : New Delhi
Date : 20 May 2024

WEMBLEY ESTATES PRIVATE LIMITED
STATEMENT OF PROFIT AND LOSS FOR THE YEAR ENDED 31 MARCH 2024
(Amount in rupees hundred, unless otherwise stated)

Particulars	Notes	31 March 2024		31 March 2023	
INCOME					
Other income	9	20.00	-	-	-
Total Income		20.00			
EXPENSES					
Finance costs	10	1.62		3.25	
Other expenses	11	59.00		119.08	
Total Expenses (II)		60.62		122.33	
Profit/(Loss) before tax from continuing operations (I-II)		(40.62)		(122.33)	
Tax expense:					
Current Tax		-		-	
Profit/(Loss) for the year from continuing operations		(40.62)		(122.33)	
Other Comprehensive Income					
Total other comprehensive income/(loss) for the year, net of tax		-		-	
Total comprehensive income/(loss) for the year, net of tax		(40.62)		(122.33)	
Earnings per equity share (computed on the basis of profit/(loss) for the year):					
(1) Basic	12	(0.04)		(0.12)	
(2) Diluted		(0.04)		(0.12)	
Summary of material accounting policies	3				

The accompanying notes are an integral part of the financial statements.

As per our report of even date

For Rajeev & Ajay
Firm registration No. 008977N
Chartered Accountants

Ajay Kumar Sachdeva
Partner
Membership No. : 084302

For and on behalf of the Board of Directors of
WEMBLEY ESTATES PRIVATE LIMITED


Deepak Jain
Director
DIN-08129166


Anjesh Singh Chauhan
Director
DIN-09533326

Place : New Delhi
Date : 20 May 2024

WHELISH PROPERTIES PRIVATE LIMITED
BALANCE SHEET AS AT 31 MARCH 2024
(Amount in rupees hundred, unless otherwise stated)

	Notes	As at 31 March 2024	As at 31 March 2023
ASSETS			
Non-current assets			
Financial Assets			
Investments	4	1,57,42,538.05	1,57,42,538.05
		1,57,42,538.05	1,57,42,538.05
Current assets			
Financial assets			
Cash and cash equivalents	5	440.35	500.97
		440.35	500.97
Total Assets		1,57,42,978.40	1,57,43,039.02
EQUITY AND LIABILITIES			
Equity			
Equity share capital	6	1,000.00	1,000.00
Other equity	7	(2,248.05)	(2,207.42)
Total equity		(1,248.05)	(1,207.42)
LIABILITIES			
Current liabilities			
Financial liabilities			
Trade payables	8	-	-
-total outstanding dues of micro and small enterprises		-	-
-total outstanding dues other than micro and small enterprises		59.00	79.00
Other current liabilities	9	1,57,44,167.44	1,57,44,167.44
Total liabilities		1,57,44,226.44	1,57,44,246.44
Total Equity and Liabilities		1,57,42,978.39	1,57,43,039.02

Summary of material accounting policies

3

The accompanying notes are an integral part of the financial statements.

As per our report of even date

For Rajeev & Ajay
Firm registration No. 1019947
Chartered Accountants

Ajay Kumar Sachdeva
Partner
Membership No. : 084302



For and on behalf of the Board of Directors of
WHELISH PROPERTIES PRIVATE LIMITED

Deepak Chandra Thawal
Director
DIN-09815239

Sachin Poonia
Director
DIN- 09355915

Place : New Delhi
Date : 20 May 2024

WHELISH PROPERTIES PRIVATE LIMITED
STATEMENT OF PROFIT AND LOSS FOR THE YEAR ENDED 31 MARCH 2024
 (Amount in rupees hundred, unless otherwise stated)

Particulars	Notes	31 March 2024	31 March 2023
INCOME			
Other income	10	20.00	-
Total Income		20.00	-
EXPENSES			
Finance costs	11	1.62	6.49
Other expenses	12	59.00	108.84
Total Expenses		60.62	115.33
Profit/(Loss) before tax		(40.62)	(115.33)
Tax expense:			
Current tax		-	-
Profit/(Loss) for the year		(40.62)	(115.33)
Other Comprehensive Income		-	-
Total other comprehensive income/(loss) for the year, net of tax		-	-
Total comprehensive income/(loss) for the year, net of tax		(40.62)	(115.33)
Earnings per equity share (computed on the basis of profit/(loss) for the year):			
(1) Basic	13	(0.41)	(1.15)
(2) Diluted		(0.41)	(1.15)

Summary of material accounting policies

3

The accompanying notes are an integral part of the financial statements.


As per our report of even date

For Rajeev & Ajay
 Firm registration No : 0099772
 Chartered Accountants



Ajay Kumar Sachdeva
 Partner
 Membership No. : 084302

For and on behalf of the Board of Directors of
WHELISH PROPERTIES PRIVATE LIMITED


Deepak Chandra Thawal
 Director
 DIN-09815239


Sachin Poonia
 Director
 DIN- 09355915

Place : New Delhi
 Date : 20 May 2024

WINKLE PROPERTIES PRIVATE LIMITED
BALANCE SHEET AS AT 31 MARCH 2024
(Amount in rupees hundred, unless otherwise stated)

ASSETS

Non-current assets

Income-tax assets (net)

Current assets

Financial assets

Cash and cash equivalents

Other current assets

Total Assets

EQUITY AND LIABILITIES

Equity

Equity share capital

Other equity

Total equity

LIABILITIES

Current liabilities

Financial liabilities

Trade payables

-total outstanding dues of micro and small enterprises

-total outstanding dues other than micro and small enterprises

Other current liabilities

Total liabilities

Total Equity and Liabilities

Summary of material accounting policies

The accompanying notes are an integral part of the financial statements.

As per our report of even date

For Rajeev & Ajay


Firm registration No : 009977N

Chartered Accountants

Ajay Kumar Sachdeva

Partner

Membership No. 7084302



Place : New Delhi
Date : 20 May 2024

Notes	As at	
	31 March 2024	31 March 2023
4	28.49	28.49
	28.49	28.49
5	187.97	253.46
6	-	-
	187.97	253.46
	216.46	281.95
7	1,000.00	1,000.00
8	(10,38,670.59)	(10,38,625.10)
	(10,37,670.59)	(10,37,625.10)
9	-	-
	59.00	79.00
10	10,37,828.05	10,37,828.05
	10,37,887.05	10,37,907.05
	216.46	281.95
3		

For and on behalf of the Board of Directors of
WINKLE PROPERTIES PRIVATE LIMITED

Rabinarayan Jena
Director
DIN-10119121

Sachin Poonia
Director
DIN-09355915

WINKLE PROPERTIES PRIVATE LIMITED
STATEMENT OF PROFIT AND LOSS FOR THE YEAR ENDED 31 MARCH 2024
(Amount in rupees hundred, unless otherwise stated)

Particulars	Notes	31 March 2024		31 March 2023	
INCOME					
Other income					
Total Income	11	20.00	-	-	-
EXPENSES					
Finance costs	12	6.49		6.50	
Other expenses	13	59.00		111.96	
Total Expenses (II)		65.49		118.46	
Profit/(Loss) before tax from continuing operations (I-II)		(45.49)		(118.46)	
Tax expense:					
Current Tax		-		-	
Profit/(Loss) for the year from continuing operations		(45.49)		(118.46)	
Other Comprehensive Income		-		-	
Total other comprehensive income/(loss) for the year, net of tax		-		-	
Total comprehensive income/(loss) for the year, net of tax		(45.49)		(118.46)	
Earnings per equity share (computed on the basis of profit/(loss) for the year):	14				
(1) Basic					
(2) Diluted		(0.45)		(1.18)	
		(0.45)		(1.18)	

Summary of material accounting policies

3

The accompanying notes are an integral part of the financial statements.

As per our report of even date

For Rajeev & Ajay
Firm registration No : 000077N
Chartered Accountants

Ajay Kumar Bhande
Partner
Membership No. : 000077N



For and on behalf of the Board of Directors of
WINKLE PROPERTIES PRIVATE LIMITED

Rabinarayan Jena
Director
DIN-10119121

Sachin Poonia
Director
DIN-09355915

Place : New Delhi
Date : 20 May 2024

YETI PROPERTIES PRIVATE LIMITED
BALANCE SHEET AS AT 31 MARCH 2024
(Amount in rupees hundred, unless otherwise stated)

	Notes	As at 31 March 2024	As at 31 March 2023
ASSETS			
Current assets			
Inventories	4	12,95,623.93	11,82,623.93
Financial assets			
Cash and cash equivalents	5	185.87	246.50
Total Assets		12,95,809.80	11,82,870.43
EQUITY AND LIABILITIES			
Equity			
Equity share capital	6	1,000.00	1,000.00
Other equity	7	(3,316.15)	(3,275.52)
Total equity		(2,316.15)	(2,275.52)
LIABILITIES			
Current liabilities			
Financial liabilities			
Trade payables	8	-	-
-total outstanding dues of micro and small enterprises			
-total outstanding dues other than micro and small enterprises		59.00	79.00
Other current liabilities	9	12,98,066.95	11,85,066.95
Total liabilities		12,98,125.95	11,85,145.95
Total Equity and Liabilities		12,95,809.80	11,82,870.43
Summary of material accounting policies			
	3		

The accompanying notes are an integral part of the financial statements.

As per our report of even date

For Rajeev & Ajay

Firm registration No.: 009972
Chartered Accountants

Ajay Kumar Sachdeva
Partner
Membership No.: 084302



For and on behalf of the Board of Directors of
YETI PROPERTIES PRIVATE LIMITED

Shagun Kapoor
Director
DIN-09074181

Manish Kumar
Director
DIN-08376570

Place : New Delhi
Date : 20 May 2024

YETI PROPERTIES PRIVATE LIMITED
STATEMENT OF PROFIT AND LOSS FOR THE YEAR ENDED 31 MARCH 2024
 (Amount in rupees hundred, unless otherwise stated)

Particulars	Notes	31 March 2024		31 March 2023	
INCOME					
Other income					
Total Income	10		20.00	-	-
EXPENSES					
Finance costs					
Other expenses					
Total Expenses	11 12		1.62 59.00	3.25 111.96	
Profit/(Loss) before tax from continuing operations			60.62	115.21	
Tax expense:					
Current tax			(40.62)	(115.21)	
Profit/(Loss) for the year from continuing operations			-	-	
Other comprehensive income			(40.62)	(115.21)	
Total other comprehensive income/(loss) for the year, net of tax			-	-	
Total comprehensive (loss) for the year, net of tax			(40.62)	(115.21)	
Earnings per equity share:					
(1) Basic	13		(0.41)	(1.15)	
(2) Diluted			(0.41)	(1.15)	
Summary of material accounting policies	3				

The accompanying notes are an integral part of the financial statements.

As per our report of even date

For Rajeev & Ajay

Firm registration No. 00087/2017

Chartered Accountants

Ajay Kumar Singhdeva

Partner

Membership No. 06450



Place : New Delhi
Date : 20 May 2024

For and on behalf of the Board of Directors of
YETI PROPERTIES PRIVATE LIMITED

Shagun Kapoor
Shagun Kapoor
Director
DIN-09074181

Manish Kumar
Manish Kumar
Director
DIN-08376570

YOGIRAJ PROMOTERS PRIVATE LIMITED
BALANCE SHEET AS AT 31 MARCH 2024
(Amount in rupees hundred, unless otherwise stated)

	Notes	As at 31 March 2024	As at 31 March 2023
ASSETS			
Non-current assets			
Property, plant and equipment	4	1,14,114.80	-
Income-tax assets (net)	5	125.10	-
		<u>1,14,239.90</u>	<u>-</u>
Current assets			
Inventories	6	2,38,42,788.47	2,22,33,915.91
Financial assets			
Cash and cash equivalents	7	1,51,243.90	338.68
Other current assets	8	6,52,417.66	4.92
		<u>2,46,46,450.03</u>	<u>2,22,34,259.51</u>
Total Assets		<u>2,47,60,689.94</u>	<u>2,22,34,259.51</u>
EQUITY AND LIABILITIES			
Equity			
Equity share capital	9	1,000.00	1,000.00
Other equity	10	(1,10,12,267.69)	(1,14,32,537.34)
Total equity		<u>(1,10,11,267.69)</u>	<u>(1,14,31,537.34)</u>
LIABILITIES			
Non-current liabilities			
Financial liabilities			
Borrowings	11	10,59,524.99	-
		<u>10,59,524.99</u>	<u>-</u>
Current liabilities			
Financial liabilities			
Borrowings	12	3,13,50,679.60	3,36,53,244.23
Trade payables	13		
-total outstanding dues of micro and small enterprises		1,37,954.50	-
-total outstanding dues other than micro and small enterprises		1,52,665.66	3,467.44
Other financial liabilities	14	47,559.25	5,059.25
Other current liabilities	15	30,23,573.62	4,025.95
		<u>3,47,12,432.63</u>	<u>3,36,65,796.86</u>
Total liabilities		<u>3,57,71,957.62</u>	<u>3,36,65,796.86</u>
Total Equity and Liabilities		<u>2,47,60,689.93</u>	<u>2,22,34,259.52</u>

Summary of significant accounting policies 3

The accompanying notes are an integral part of the financial statements.

As per our report of even date

For Rajeev & Ajay
Firm registration No : 009977N
Chartered Accountants

Ajay Kumar Sachdeva
Partner
Membership No. 089302

Place : New Delhi
Date : 20 May 2024

For and on behalf of the Board of Directors of
YOGIRAJ PROMOTERS PRIVATE LIMITED

Manoj Lamba
Director
DIN-09718405

Krishna Kant Vimal
Director
DIN-09748125

YOGIRAJ PROMOTERS PRIVATE LIMITED
STATEMENT OF PROFIT AND LOSS FOR THE YEAR ENDED 31 MARCH 2024
(Amount in rupees hundred, unless otherwise stated)

Particulars	Notes	31 March 2024	31 March 2023
INCOME			
Revenue from operations		-	-
Total Income (I)		-	-
EXPENSES			
Depreciation and amortization expense	16	1,509.94	-
Finance costs	17	43,756.94	62.84
Other expenses	18	15,142.26	35,00,601.15
Total Expenses (II)		60,409.14	35,00,663.99
Loss before tax		(60,409.14)	(35,00,663.99)
Tax expense:			
Current Tax		-	-
Loss for the year		(60,409.14)	(35,00,663.99)
Other Comprehensive Income			
Total other comprehensive income for the year, net of tax		-	-
Total comprehensive income/(loss) for the year, net of tax		(60,409.14)	(35,00,663.99)
Earnings per equity share (computed on the basis of profit/(loss) for the			
(1) Basic	19	(604.09)	(35,006.64)
(2) Diluted		(604.09)	(35,006.64)
Summary of significant accounting policies	3		

The accompanying notes are an integral part of the financial statements.

As per our report of even date

For Rajeev & Ajay
Firm registration No. 009977N
Chartered Accountants

Ajay Kumar Sachdeva
Partner
Membership No. 084302

Place : New Delhi
Date : 20 May 2024

For and on behalf of the Board of Directors of
YOGIRAJ PROMOTERS PRIVATE LIMITED

Manoj Lamba
Director
DIN-09718405

Krishna Kant Vimal
Director
DIN-09748125

YUKTI PROJECTS PRIVATE LIMITED
BALANCE SHEET AS AT 31 MARCH 2024
(Amount in rupees hundred, unless otherwise stated)

	Notes	As at 31 March 2024	As at 31 March 2023
ASSETS			
Current assets			
Inventories	4	33,86,642.88	26,50,949.91
Financial assets			
Cash and cash equivalents	5	259.87	477.55
Other current assets	6	32,335.46	32,335.46
Total Assets		34,19,238.21	26,83,762.92
EQUITY AND LIABILITIES			
Equity			
Equity share capital	7	1,000.00	1,000.00
Other equity	8	(5,57,103.55)	(5,57,062.86)
Total equity		(5,56,103.55)	(5,56,062.86)
LIABILITIES			
Current liabilities			
Financial liabilities			
Trade payables	9		
-total outstanding dues of micro and small enterprises			
-total outstanding dues other than micro and small enterprises		55.40	75.40
Other current liabilities	10	39,75,286.36	32,39,750.38
Total liabilities		39,75,341.76	32,39,825.78
Total Equity and Liabilities		34,19,238.21	26,83,762.92

Summary of material accounting policies

3

The accompanying notes are an integral part of the financial statements.

As per our report of even date

For **NAVRATN & CO LLP**
Firm Reg. No.: N500107
Chartered Accountants



Nitish Mittal

Partner
Membership No.: 095371



For and on behalf of the Board of Directors of
YUKTI PROJECTS PRIVATE LIMITED


Amarjeet Chhikara
Director
DIN-08858736


Vaibhav Butani
Director
DIN-10235619

Place : Gurugram
Date : 20 May 2024

YUKTI PROJECTS PRIVATE LIMITED
STATEMENT OF PROFIT AND LOSS FOR THE YEAR ENDED 31 MARCH 2024
(Amount in rupees hundred, unless otherwise stated)

Particulars	Notes	31 March 2024	31 March 2023
INCOME			
Revenue from operations	11	-	2,529.06
Other income	12	20.00	-
Total Income		20.00	2,529.06
EXPENSES			
Finance costs	13	1.69	6.49
Other expenses	14	59.00	142.68
Total Expenses		60.69	149.17
Profit/(Loss) before tax		(40.69)	2,379.89
Tax expense:			
Current tax		-	-
Profit/(Loss) for the year		(40.69)	2,379.89
Other comprehensive income		-	-
Total other comprehensive income for the year, net of tax		-	-
Total comprehensive income/(loss) for the year, net of tax		(40.69)	2,379.89
Earnings per equity share:	15		
(1) Basic		(0.41)	23.80
(2) Diluted		(0.41)	23.80
Summary of material accounting policies	3		

The accompanying notes are an integral part of the financial statements.

As per our report of even date


For **NAVRATN & CO LLP**
Firm Reg. No.: N500107
Chartered Accountants


Nitish Mittal
Partner
Membership No.: 095371



For and on behalf of the Board of Directors of
YUKTI PROJECTS PRIVATE LIMITED


Amarjeet Chhikara
Director
DIN-08858736


Vaibhav Butani
Director
DIN-10235619

Place : Gurugram
Date : 20 May 2024

ZING PROPERTIES PRIVATE LIMITED
BALANCE SHEET AS AT 31 MARCH 2024
(Amount in rupees hundred, unless otherwise stated)

	Notes	As at 31 March 2024	As at 31 March 2023
ASSETS			
Current assets			
Inventories	4	5,23,520.98	5,23,520.98
Financial assets			
Cash and cash equivalents	5	2,898.25	266.52
Other current assets	6	-	2,697.22
Total Assets		5,26,419.23	5,26,484.72
EQUITY AND LIABILITIES			
Equity			
Equity share capital	7	1,000.00	1,000.00
Other equity	8	(3,291.93)	(3,246.44)
Total equity		(2,291.93)	(2,246.44)
LIABILITIES			
Current liabilities			
Financial liabilities			
Trade payables	9	-	-
-total outstanding dues of micro and small enterprises		-	-
-total outstanding dues other than micro and small enterprises		59.00	79.00
Other current liabilities	10	5,28,652.16	5,28,652.16
Total liabilities		5,28,711.16	5,28,731.16
Total Equity and Liabilities		5,26,419.23	5,26,484.72
Summary of material accounting policies	3		

The accompanying notes are an integral part of the financial statements.

As per our report of even date

For **Rajeev & Ajay**
Firm registration No : 009977N
Chartered Accountants

Ajay Kumar Sachdeva
Partner
Membership No



For and on behalf of the Board of Directors of
ZING PROPERTIES PRIVATE LIMITED

Arun Kumar
Director
DIN-08657473

Suman Jain
Director
DIN-08385675

Place : New Delhi
Date : 20 May 2024

ZING PROPERTIES PRIVATE LIMITED
STATEMENT OF PROFIT AND LOSS FOR THE YEAR ENDED 31 MARCH 2024
 (Amount in rupees hundred, unless otherwise stated)

Particulars	Notes	31 March 2024	31 March 2023
INCOME			
Other income	11	20.00	-
Total Income		20.00	-
EXPENSES			
Finance costs	12	6.49	6.75
Other expenses	13	59.00	111.96
Total Expenses (II)		65.49	118.71
Profit/(Loss) before tax from continuing operations (I-II)		(45.49)	(118.71)
Tax expense:			
Current tax		-	-
Profit/(Loss) for the year from continuing operations		(45.49)	(118.71)
Other Comprehensive Income			
Total other comprehensive income for the year, net of tax		-	-
Total comprehensive income/(loss) for the year, net of tax		(45.49)	(118.71)
Earnings per equity share (computed on the basis of profit/(loss) for the year):	14		
(1) Basic		(0.45)	(1.19)
(2) Diluted		(0.45)	(1.19)
Summary of material accounting policies	3		

The accompanying notes are an integral part of the financial statements.

As per our report of even date

For Rajeev & Ajay

Firm registration No : 0000728
 Chartered Accountants

Jain
 Ajay Kumar Sachdeva
 Partner
 Membership No. : 084302



For and on behalf of the Board of Directors of
ZING PROPERTIES PRIVATE LIMITED

Arun Kumar
 Arun Kumar
 Director
 DIN-08657473

Suman Jain
 Suman Jain
 Director
 DIN-08385675

Place : New Delhi
 Date : 20 May 2024

ZITHER BUILDWELL PRIVATE LIMITED
BALANCE SHEET AS AT 31 MARCH 2024
(Amount in rupees hundred, unless otherwise stated)

	Notes	As at 31 March 2024	As at 31 March 2023
ASSETS			
Non-current assets			
Income-tax assets (net)	4	-	6,050.02
		-	6,050.02
Current assets			
Inventories	5	7,49,138.86	7,47,247.82
Financial assets			
Cash and cash equivalents	6	6,780.08	548.71
Other current assets	7	2,25,791.30	2,27,682.31
		9,81,710.24	9,75,478.84
Total Assets		9,81,710.24	9,81,528.86
EQUITY AND LIABILITIES			
Equity			
Equity share capital	8	2,000.00	2,000.00
Other equity	9	9,79,651.24	9,79,469.86
Total equity		9,81,651.24	9,81,469.86
LIABILITIES			
Current liabilities			
Financial liabilities			
Trade payables	10		
-total outstanding dues of micro and small enterprises		-	-
-total outstanding dues other than micro and small enterprises		59.00	59.00
Total liabilities		59.00	59.00
Total Equity and Liabilities		9,81,710.24	9,81,528.86
Summary of material accounting policies	3		

The accompanying notes are an integral part of the financial statements.

As per our report of even date

For Rajeev & Ajay
Firm registration No : 009977N
Chartered Accountants

Ajay Kumar Sachdev
Partner
Membership No. : 084302



For and on behalf of the Board of Directors of
ZITHER BUILDWELL PRIVATE LIMITED

Arun Kumar
Director
DIN-08657473

Suman Jain
Director
DIN-08385675

Place : New Delhi
Date : 20 May 2024

ZITHER BUILDWELL PRIVATE LIMITED
STATEMENT OF PROFIT AND LOSS FOR THE YEAR ENDED 31 MARCH 2024
(Amount in rupees hundred, unless otherwise stated)

Particulars	Notes	31 March 2024		31 March 2023	
INCOME					
Other income	11	242.00		60,500.00	
Total Income		242.00		60,500.00	
EXPENSES					
Finance costs	12	1.62		91.96	
Other expenses	13	59.00		62,786.87	
Total Expenses (II)		60.62		62,878.83	
Profit/(Loss) before tax from continuing operations (I-II)		181.38		(2,378.83)	
Tax expense:					
Current Tax		-		-	
Profit/(Loss) for the year from continuing operations		181.38		(2,378.83)	
Other Comprehensive Income					
Total other comprehensive income for the year, net of tax		-		-	
Total comprehensive income/(loss) for the year, net of tax		181.38		(2,378.83)	
Earnings per equity share (computed on the basis of profit/(loss) for the year):	14				
(1) Basic		0.91		(11.89)	
(2) Diluted		0.91		(11.89)	
Summary of material accounting policies	3				

The accompanying notes are an integral part of the financial statements.

As per our report of even date

For Rajeev & Ajay
Firm registration No : 009977N
Chartered Accountants

Ajay Kumar
Partner
Membership No. 758302



For and on behalf of the Board of Directors of
ZITHER BUILDWELL PRIVATE LIMITED

Arun Kumar
Director
DIN-08657473

Suman Jain
Director
DIN-08385675

Place : New Delhi
Date : 20 May 2024

ZONEX DEVELOPERS PRIVATE LIMITED
BALANCE SHEET AS AT 31 MARCH 2024
(Amount in rupees hundred, unless otherwise stated)

	Notes	As at 31 March 2024	As at 31 March 2023
ASSETS			
Current assets			
Inventories	4	11,12,993.65	11,12,620.10
Financial assets			
Cash and cash equivalents	5	438.45	499.07
Other current assets	6	94,351.26	94,351.26
Total Assets		12,07,783.36	12,07,470.43
EQUITY AND LIABILITIES			
Equity			
Equity share capital	7	1,000.00	1,000.00
Other equity	8	(5,074.98)	(5,034.36)
Total equity		(4,074.98)	(4,034.36)
LIABILITIES			
Current liabilities			
Financial liabilities			
Trade payables	9	-	-
-total outstanding dues of micro and small enterprises			
-total outstanding dues other than micro and small enterprises		59.00	79.00
Other current liabilities	10	12,11,791.32	12,11,417.76
Current tax liabilities (net)	11	8.02	8.02
Total liabilities		12,11,858.34	12,11,504.78
Total Equity and Liabilities		12,07,783.36	12,07,470.43

Summary of material accounting policies

The accompanying notes are an integral part of the financial statements.

As per our report of even date

For Rajeev & Ajay
Firm Reg. No. 009571
Chartered Accountants

Ajay Kumar Sachdeva
Partner
Membership No. 882202



For and on behalf of the Board of Directors of
ZONEX DEVELOPERS PRIVATE LIMITED

Mayank Kumar
Director
DIN- 10217527

Vinod Balhara
Director
DIN-08129149

Place : New Delhi
Date : 20 May 2024

ZONEX DEVELOPERS PRIVATE LIMITED
STATEMENT OF PROFIT AND LOSS FOR THE YEAR ENDED 31 MARCH 2024
(Amount in rupees hundred, unless otherwise stated)

Particulars	Notes	31 March 2024	31 March 2023
INCOME			
Revenue from operations	12	-	62.53
Other income	13	20.00	-
Total Income		20.00	62.53
EXPENSES			
Finance costs	14	1.62	6.49
Other expenses	15	59.00	91.36
Total Expense		60.62	97.85
Profit/(Loss) before tax		(40.62)	(35.32)
Tax expense:			
Current tax		-	-
Adjustment of tax relating to earlier periods		-	8.02
Profit/(Loss) for the year		(40.62)	(43.34)
Other comprehensive income		-	-
Total other comprehensive income for the year, net of tax		-	-
Total comprehensive income/(loss) for the year, net of tax		(40.62)	(43.34)
Earnings per equity share:			
(1) Basic	16	(0.41)	(0.43)
(2) Diluted		(0.41)	(0.43)
Summary of material accounting policies	3		

The accompanying notes are an integral part of the financial statements.

As per our report of even date

For Rajeev & Ajay
Firm Reg. No.: 009977N
Chartered Accountants

Ajay Kumar Sachdeva
Partner
Membership No.: 084302



For and on behalf of the Board of Directors of
ZONEX DEVELOPERS PRIVATE LIMITED

Mayank Kumar
Director
DIN- 10217527

Vinod Balhara
Director
DIN-08129149

Place : New Delhi
Date : 20 May 2024

ZONEX ESTATES PRIVATE LIMITED
BALANCE SHEET AS AT 31 MARCH 2024
(Amount in rupees hundred, unless otherwise stated)

	Notes	As at	
		31 March 2024	31 March 2023
ASSETS			
Non-current assets			
Financial Assets			
Investments	4	1,000.00	1,000.00
		1,000.00	1,000.00
Current assets			
Inventories	5	24,16,595.06	22,95,566.79
Financial assets			
Cash and cash equivalents	6	512.99	514.61
Other current assets	7	85,612.69	85,612.69
		25,02,720.74	23,81,694.09
Total Assets		25,03,720.74	23,82,694.09
EQUITY AND LIABILITIES			
Equity			
Equity share capital	8	10,000.00	10,000.00
Other equity	9	(37,329.89)	(37,289.26)
Total equity		(27,329.89)	(27,289.26)
LIABILITIES			
Current liabilities			
Financial liabilities			
Trade payables	10	-	-
-total outstanding dues of micro and small enterprises			
-total outstanding dues other than micro and small enterprises		59.00	79.00
Other current liabilities	11	25,30,903.85	24,09,808.57
Current tax liabilities (net)	12	87.78	95.78
Total liabilities		25,31,050.63	24,09,983.35
Total Equity and Liabilities		25,03,720.74	23,82,694.09

Summary of material accounting policies

3

The accompanying notes are an integral part of the financial statements.

As per our report of even date

For **NAV RATN & COLL P**
Firm Reg. No.: N500107
Chartered Accountants

For and on behalf of the Board of Directors of
ZONEX ESTATES PRIVATE LIMITED


Nitish Mittal
Partner
Membership No.: 095371




Anitesh Singh Chauhan
Director
DIN- 09533326


Vaibhav Butani
Director
DIN-10235619

Place : Gurugram
Date : 20 May 2024

ZONEX ESTATES PRIVATE LIMITED
STATEMENT OF PROFIT AND LOSS FOR THE YEAR ENDED 31 MARCH 2024
(Amount in rupees hundred, unless otherwise stated)

Particulars	Notes	31 March 2024	31 March 2023
INCOME			
Revenue from operations	13	-	2,943.58
Other Income	14	20.00	-
Total Income		20.00	2,943.58
EXPENSES			
Finance costs	15	1.62	6.48
Other expenses	16	59.00	119.08
Total Expenses		60.62	125.56
Profit/(Loss) before tax		(40.62)	2,818.02
Tax expense:			
Current tax		-	-
Profit/(Loss) for the year		(40.62)	2,818.02
Other comprehensive income		-	-
Total other comprehensive income for the year, net of tax		-	-
Total comprehensive income/(loss) for the year, net of tax		(40.62)	2,818.02
Earnings per equity share:			
(1) Basic	17	(0.04)	2.82
(2) Diluted		(0.04)	2.82
Summary of material accounting policies	3		

The accompanying notes are an integral part of the financial statements.

As per our report of even date

For **NAV R A T N & CO LLP**
Firm Reg. No.: N500107
Chartered Accountants

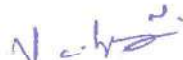

Nitish Mittal
Partner
Membership No.: 095371



Place : Gurugram
Date : 20 May 2024

For and on behalf of the Board of Directors of
ZONEX ESTATES PRIVATE LIMITED


Anitesh Singh Chauhan
Director
DIN- 09533326


Vaibhav Butani
Director
DIN-10235619

ZULU PROPERTIES PRIVATE LIMITED
BALANCE SHEET AS AT 31 MARCH 2024
(Amount in rupees hundred, unless otherwise stated)

	Notes	As at 31 March 2024	As at 31 March 2023
ASSETS			
Current assets			
Financial assets			
Cash and cash equivalents	4	189.91	255.40
Total Assets		189.91	255.40
EQUITY AND LIABILITIES			
Equity			
Equity share capital	5	1,000.00	1,000.00
Other equity	6	(14,229.66)	(14,184.17)
Total equity		(13,229.66)	(13,184.17)
LIABILITIES			
Current liabilities			
Financial liabilities			
Trade payables	7	-	-
-total outstanding dues of micro and small enterprises		-	-
-total outstanding dues other than micro and small enterprises		59.00	79.00
Other current liabilities	8	13,360.57	13,360.57
Total liabilities		13,419.57	13,439.57
Total Equity and Liabilities		189.91	255.40
Summary of material accounting policies	3		

The accompanying notes are an integral part of the financial statements.

As per our report of even date

For Rajeev & Ajay

Firm registration No. 8059771N

Chartered Accountants

Ajay Kumar Sashdeva

Partner

Membership No. 154307



For and on behalf of the Board of Directors of
ZULU PROPERTIES PRIVATE LIMITED

Narendra Vashisht

Director

DIN-06713906

Sachin Poonia

Director

DIN-09355915

Place : New Delhi

Date : 20 May 2024

ZULU PROPERTIES PRIVATE LIMITED
STATEMENT OF PROFIT AND LOSS FOR THE YEAR ENDED 31 MARCH 2024
(Amount in rupees hundred, unless otherwise stated)

Particulars	Notes	31 March 2024	31 March 2023
INCOME			
Other income	9	20.00	-
Total Income		20.00	-
EXPENSES			
Finance costs	10	6.49	6.49
Other expenses	11	59.00	111.96
Total Expenses (II)		65.49	118.45
Profit/(Loss) before tax from continuing operations (I-II)		(45.49)	(118.45)
Tax expense:			
Current Tax		-	-
Profit/(Loss) for the year from continuing operations		(45.49)	(118.45)
Other Comprehensive Income			
Total other comprehensive income for the year, net of tax		-	-
Total comprehensive income/(loss) for the year, net of tax		(45.49)	(118.45)
Earnings per equity share (computed on the basis of (Profit/(Loss) for the year):	12		
(1) Basic		(0.45)	(1.18)
(2) Diluted		(0.45)	(1.18)

Summary of material accounting policies 3

The accompanying notes are an integral part of the financial statements.

As per our report of even date

For Rajeev & Ajay
Firm registration No. 084302
Chartered Accountants

Ajay Kumar Sachdev
Partner
Membership No. : 084302



For and on behalf of the Board of Directors of
ZULU PROPERTIES PRIVATE LIMITED

Narendra Vashisht
Director
DIN-06713906

Sachin Poonia
Director
DIN-09355915

Place : New Delhi
Date : 20 May 2024